



Superstition Fire and Medical District

Monthly Financial Report

Monthly Financial Report – April 2026

Attached are the following for your information and review:

1. Balance Sheet as of April 30, 2026.
2. Summary of reconciled cash balances on April 30, 2026.
3. Income Statement of Revenues and Expenditures for April 2026, including budget to actual and year-to-date balances.
4. PPT Graphs
5. April 2026 Disbursements.
6. 12-Month Cash Flow.

Key points:

- Total Revenue for April is \$2,118,511, which is \$9,611 over budget.
 - Tax Levy Revenue for April is \$1,473,110, which is \$41,190 under budget driven by timing of property tax collections.
 - Non-Tax Levy Revenue for April is \$645,402, which is \$50,802 over budget driven by Renaissance Festival contract.
- Total Expense for April is \$1,898,562, which is \$217,329 under budget.
 - Personnel expenses are under budget by \$60,560, driven by timing of liability payments and lower than anticipated wages.
 - Vehicles and Equipment expenses are under budget by \$27,695, driven timing of MCT Maintenance costs.
 - Managerial expenses are under budget by \$79,586, driven by timing of general liability invoices and audit fees.
- Year-to-Date Revenue is \$23,639,156 which is over budget \$106,056, driven by interest income and refund of bond expenditures.
- Year-to-Date Expense is \$21,054,223, which is under budget \$1,269,376, driven by lower expenses across all categories.
- Total Cash as of April 2026 was \$29,171,741 which is an increase of \$13,669,123 from last year driven by bond proceeds.

Please contact Ben Archer-Clowes for any questions or concerns regarding this report.

Superstition Fire & Medical District
Balance Sheet Prev Year Comparison
As of April 30, 2026

	Apr 30, 26	Apr 30, 25	\$ Change
ASSETS			
Current Assets			
Checking/Savings			
10100 · PCT General Fund 100	7,178,820.69	6,930,516.41	248,304.28
10120 · PCT Ambulance Fund 150	697,275.29	24,839.74	672,435.55
10130 · WF Ambulance Payroll 150	296,637.08	370,127.63	-73,490.55
10140 · WF Transport Lockbox 150	51,592.96	108,246.95	-56,653.99
10150 · WF Payroll Account 100	1,696,949.94	508,733.55	1,188,216.39
10200 · PCT Capital Fund 200	2,480,566.12	2,521,622.80	-41,056.68
10400 · PCT Special Fund 400	367,073.27	339,510.78	27,562.49
10500 · PCT Debt Service Principal 500	580,544.05	1,106,191.33	-525,647.28
10600 · PCT Debt Service Interest 600	14,824.34	22,941.73	-8,117.39
10700 · PCT Contingency Fund 700	3,697,671.80	3,569,644.65	128,027.15
10800 · PCT GO Bond Proceeds 2026 800	12,105,314.85	0.00	12,105,314.85
10900 · PCT GO Interest Series 2026 900	4,470.36	0.00	4,470.36
1072 · Bill.com Money Out Clearing	0.00	241.83	-241.83
Total Checking/Savings	29,171,740.75	15,502,617.40	13,669,123.35
Accounts Receivable			
13000 · Accounts Receivable	1,569,323.21	1,505,742.00	63,581.21
Total Accounts Receivable	1,569,323.21	1,505,742.00	63,581.21
Other Current Assets			
12001 · Undeposited Funds	200.00	0.00	200.00
18700 · Construction in Progress	0.00	35,046.00	-35,046.00
Total Other Current Assets	200.00	35,046.00	-34,846.00
Total Current Assets	30,741,263.96	17,043,405.40	13,697,858.56
Fixed Assets			
17001 · Vehicles	5,378,682.85	5,779,621.00	-400,938.15
17010 · Machinery and Equipment	1,373,891.79	1,076,963.00	296,928.79
17020 · Land	1,241,806.00	1,241,806.00	0.00
17030 · Building and Improvements	2,942,787.70	3,207,729.00	-264,941.30
17040 · Leasehold Improvements	3,527.80	0.00	3,527.80
Total Fixed Assets	10,940,696.14	11,306,119.00	-365,422.86
Other Assets			
16000 · Prepaid Items	111,613.71	94,335.04	17,278.67
17050 · Investment in Joint Venture	158,227.00	158,227.00	0.00
18010 · Deferred Outflows PSPRS	7,005,844.00	7,005,844.00	0.00
18015 · Deferred Outflows ASRS	224,133.00	224,133.00	0.00
Total Other Assets	7,499,817.71	7,482,539.04	17,278.67
TOTAL ASSETS	49,181,777.81	35,832,063.44	13,349,714.37
LIABILITIES & EQUITY			
Liabilities			
Current Liabilities			
Accounts Payable	503,849.41	202,209.53	301,639.88
Credit Cards	-71.00	17,020.16	-17,091.16
Other Current Liabilities			
27001 · 2026 Bond Payable	16,900,000.00	0.00	16,900,000.00
21000 · Payroll Liabilities	1,113,851.22	871,370.38	242,480.84
21100 · Compensated Absenses	2,469,285.30	2,511,229.00	-41,943.70
21250 · Sales Tax Payable	320.37	61.46	258.91
24020 · Accrued Interest Expense	19,585.00	19,585.00	0.00
25000 · Due To other funds	0.00	0.06	-0.06
26000 · Deferred Revenue	808,347.00	808,347.00	0.00
27000 · 2018 Bond Payable	29,073,000.00	30,537,000.00	-1,464,000.00
27005 · Unamortized GADA Bond	54,910.00	54,910.00	0.00

Superstition Fire & Medical District
Balance Sheet Prev Year Comparison
As of April 30, 2026

	Apr 30, 26	Apr 30, 25	\$ Change
27015 · Capital Lease Agreements	1,829,446.80	1,829,446.80	0.00
29020 · Net Pension Liability PSPRS	6,291,671.00	6,291,671.00	0.00
Total Other Current Liabilities	58,560,416.69	42,923,620.70	15,636,795.99
Total Current Liabilities	59,064,195.10	43,142,850.39	15,921,344.71
Long Term Liabilities			
29025 · Net Pension Liability ASRS	1,429,014.00	1,429,014.00	0.00
Total Long Term Liabilities	1,429,014.00	1,429,014.00	0.00
Total Liabilities	60,493,209.10	44,571,864.39	15,921,344.71
Equity			
31000 · Fund Balance	-9,057,880.00	-9,057,880.00	0.00
32000 · Retained Earnings	589,704.48	-2,641,715.57	3,231,420.05
Net Income	-2,843,255.77	2,959,794.62	-5,803,050.39
Total Equity	-11,311,431.29	-8,739,800.95	-2,571,630.34
TOTAL LIABILITIES & EQUITY	<u>49,181,777.81</u>	<u>35,832,063.44</u>	<u>13,349,714.37</u>

Superstition Fire and Medical District
Reconciliation Summary
Period Ending 04/30/2026

	General Fund 4/30/2026	Ambulance Operating 4/30/2026	Capital Projects 4/30/2026	Special Revenue Fund 4/30/2026	Bond Debt Service 4/30/2026	2026 GO BOND PROCEEDS 4/30/2026
Beginning Balance	8,336,049.66	698,764.08	2,476,269.54	364,845.58	538,102.45	-
Cleared Transactions						
Checks and Payments	(2,750,125.00)	-	-	-	-	(4,794,685.15)
Deposits and Credits	1,619,512.13	1,219.15	4,296.58	2,227.69	42,441.60	16,900,000.00
Total Cleared Transactions	<u>(1,130,612.87)</u>	<u>1,219.15</u>	<u>4,296.58</u>	<u>2,227.69</u>	<u>42,441.60</u>	<u>12,105,314.85</u>
Cleared Balance	<u>7,205,436.79</u>	<u>699,983.23</u>	<u>2,480,566.12</u>	<u>367,073.27</u>	<u>580,544.05</u>	<u>12,105,314.85</u>
Uncleared Transactions						
Checks and Payments	(26,616.10)	(2,707.94)	-	-	-	-
Deposits and Credits	-	-	-	-	-	-
Total Uncleared Transactions	<u>(26,616.10)</u>	<u>(2,707.94)</u>	<u>-</u>	<u>-</u>	<u>-</u>	<u>-</u>
Register Balance as of 4/30/26	<u>7,178,820.69</u>	<u>697,275.29</u>	<u>2,480,566.12</u>	<u>367,073.27</u>	<u>580,544.05</u>	<u>12,105,314.85</u>
	Debt Retirement Interest 4/30/2026	Contingency Reserve Fund 4/30/2026	WF Transport Lockbox 4/30/2026	WF Ground Transportaion 4/30/2026	WF Payroll Account 4/30/2026	2026 GO BOND INTEREST 4/30/2026
Beginning Balance	12,516.74	3,691,236.52	120,605.07	365,775.98	350,801.81	-
Cleared Transactions						
Checks and Payments	-	-	(196,637.08)	(651,041.96)	(2,054,227.92)	-
Deposits and Credits	2,307.60	6,435.28	127,624.97	581,903.06	3,400,376.05	4,470.36
Total Cleared Transactions	<u>2,307.60</u>	<u>6,435.28</u>	<u>(69,012.11)</u>	<u>(69,138.90)</u>	<u>1,346,148.13</u>	<u>4,470.36</u>
	<u>14,824.34</u>	<u>3,697,671.80</u>	<u>51,592.96</u>	<u>296,637.08</u>	<u>1,696,949.94</u>	<u>4,470.36</u>
Uncleared Transactions						
Checks and Payments	-	-	-	-	-	-
Deposits and Credits	-	-	-	-	-	-
Total Uncleared Transactions	<u>-</u>	<u>-</u>	<u>-</u>	<u>-</u>	<u>-</u>	<u>-</u>
Register Balance as of 4/30/26	<u>14,824.34</u>	<u>3,697,671.80</u>	<u>51,592.96</u>	<u>296,637.08</u>	<u>1,696,949.94</u>	<u>4,470.36</u>

Superstition Fire & Medical District Profit & Loss Budget Performance April 2026

	Apr 26	Budget	\$ Over Budget	Jul '25 - Apr 26	YTD Budget	\$ Over Budget	Annual Budget
Ordinary Income/Expense							
Income							
4000 · Tax Levy Revenue	1,473,109.54	1,514,300.00	-41,190.46	18,599,842.11	18,577,300.00	22,542.11	23,494,962.00
4200 · Non-Tax Levy Revenue	645,401.86	594,600.00	50,801.86	5,039,314.06	4,955,800.00	83,514.06	6,152,799.00
Total Income	2,118,511.40	2,108,900.00	9,611.40	23,639,156.17	23,533,100.00	106,056.17	29,647,761.00
Gross Profit	2,118,511.40	2,108,900.00	9,611.40	23,639,156.17	23,533,100.00	106,056.17	29,647,761.00
Expense							
5000 · Personnel Expenses	1,601,374.58	1,661,935.00	-60,560.42	17,801,309.73	18,291,754.00	-490,444.27	23,353,163.00
6100 · Building and Land	32,750.28	49,810.00	-17,059.72	461,683.48	498,100.00	-36,416.52	595,078.00
6200 · Vehicles & Equipment	116,165.31	143,860.00	-27,694.69	1,112,849.61	1,335,069.00	-222,219.39	1,570,306.00
6300 · Communication/IT	80,826.59	101,100.00	-20,273.41	792,570.81	1,011,600.00	-219,029.19	1,215,837.00
6400 · Travel & Training	16,625.19	28,780.00	-12,154.81	192,492.46	263,650.00	-71,157.54	322,069.00
7100 · Managerial Expense	50,819.73	130,406.00	-79,586.27	693,316.58	923,426.00	-230,109.42	1,018,946.00
Total Expense	1,898,561.68	2,115,891.00	-217,329.32	21,054,222.67	22,323,599.00	-1,269,376.33	28,075,399.00
Net Ordinary Income	219,949.72	-6,991.00	226,940.72	2,584,933.50	1,209,501.00	1,375,432.50	1,572,362.00
Other Income/Expense							
Other Income							
9001 · Transfers In from Other Funds	0.00	0.00	0.00	0.00	0.00	0.00	699,875.00
Total Other Income	0.00	0.00	0.00	0.00	0.00	0.00	699,875.00
Other Expense							
8100 · Capital Outlay	0.00			0.00			
8500 · Debt Payments	0.00	0.00	0.00	0.00	0.00	0.00	60,497.00
9501 · Transfers Out to other Funds	0.00	0.00	0.00	0.00	0.00	0.00	2,000,000.00
Total Other Expense	0.00	0.00	0.00	0.00	0.00	0.00	2,060,497.00
Net Other Income	0.00	0.00	0.00	0.00	0.00	0.00	-1,360,622.00
Net Income	219,949.72	-6,991.00	226,940.72	2,584,933.50	1,209,501.00	1,375,432.50	211,740.00

Superstition Fire & Medical District
Profit & Loss Budget Performance - General Fund
April 2026

	Apr 26	Budget	\$ Over Budget	Jul '25 - Apr 26	YTD Budget	\$ Over Budget	Annual Budget
Ordinary Income/Expense							
Income							
4000 · Tax Levy Revenue	1,473,109.54	1,514,300.00	-41,190.46	18,599,842.11	18,577,300.00	22,542.11	23,494,962.00
4200 · Non-Tax Levy Revenue	133,906.31	81,800.00	52,106.31	733,585.01	584,300.00	149,285.01	889,500.00
Total Income	<u>1,607,015.85</u>	<u>1,596,100.00</u>	<u>10,915.85</u>	<u>19,333,427.12</u>	<u>19,161,600.00</u>	<u>171,827.12</u>	<u>24,384,462.00</u>
Gross Profit	1,607,015.85	1,596,100.00	10,915.85	19,333,427.12	19,161,600.00	171,827.12	24,384,462.00
Expense							
5000 · Personnel Expenses	1,346,714.50	1,395,505.00	-48,790.50	15,172,140.79	15,392,535.00	-220,394.21	19,892,299.00
6100 · Building and Land	22,971.14	36,840.00	-13,868.86	335,930.78	368,400.00	-32,469.22	438,495.00
6200 · Vehicles & Equipment	55,404.26	90,950.00	-35,545.74	593,211.01	820,294.00	-227,082.99	964,764.00
6300 · Communication/IT	40,958.95	59,600.00	-18,641.05	431,680.19	596,000.00	-164,319.81	715,620.00
6400 · Travel & Training	16,119.79	26,000.00	-9,880.21	178,138.80	235,800.00	-57,661.20	288,569.00
7100 · Managerial Expense	18,341.82	82,926.00	-64,584.18	375,816.72	526,466.00	-150,649.28	562,965.00
Total Expense	<u>1,500,510.46</u>	<u>1,691,821.00</u>	<u>-191,310.54</u>	<u>17,086,918.29</u>	<u>17,939,495.00</u>	<u>-852,576.71</u>	<u>22,862,712.00</u>
Net Ordinary Income	106,505.39	-95,721.00	202,226.39	2,246,508.83	1,222,105.00	1,024,403.83	1,521,750.00
Other Income/Expense							
Other Income							
9001 · Transfers In from Other Funds	0.00	0.00	0.00	0.00	0.00	0.00	699,875.00
Total Other Income	0.00	0.00	0.00	0.00	0.00	0.00	699,875.00
Other Expense							
9501 · Transfers Out to other Funds	0.00	0.00	0.00	0.00	0.00	0.00	2,000,000.00
Total Other Expense	0.00	0.00	0.00	0.00	0.00	0.00	2,000,000.00
Net Other Income	0.00	0.00	0.00	0.00	0.00	0.00	-1,300,125.00
Net Income	<u><u>106,505.39</u></u>	<u><u>-95,721.00</u></u>	<u><u>202,226.39</u></u>	<u><u>2,246,508.83</u></u>	<u><u>1,222,105.00</u></u>	<u><u>1,024,403.83</u></u>	<u><u>221,625.00</u></u>

Superstition Fire & Medical District
Profit & Loss Budget Performance - Transport Services Fund
April 2026

	Apr 26	Budget	\$ Over Budget	Jul '25 - Apr 26	YTD Budget	\$ Over Budget	Annual Budget
Ordinary Income/Expense							
Income							
4200 · Non-Tax Levy Revenue	511,495.55	512,800.00	-1,304.45	4,305,729.05	4,371,500.00	-65,770.95	5,263,299.00
Total Income	511,495.55	512,800.00	-1,304.45	4,305,729.05	4,371,500.00	-65,770.95	5,263,299.00
Gross Profit	511,495.55	512,800.00	-1,304.45	4,305,729.05	4,371,500.00	-65,770.95	5,263,299.00
Expense							
5000 · Personnel Expenses	254,660.08	266,430.00	-11,769.92	2,629,168.94	2,899,219.00	-270,050.06	3,460,864.00
6100 · Building and Land	9,779.14	12,970.00	-3,190.86	125,752.70	129,700.00	-3,947.30	156,583.00
6200 · Vehicles & Equipment	60,761.05	52,910.00	7,851.05	519,638.60	514,775.00	4,863.60	605,542.00
6300 · Communication/IT	39,867.64	41,500.00	-1,632.36	360,890.62	415,600.00	-54,709.38	500,217.00
6400 · Travel & Training	505.40	2,780.00	-2,274.60	14,353.66	27,850.00	-13,496.34	33,500.00
7100 · Managerial Expense	32,477.91	47,480.00	-15,002.09	317,499.86	396,960.00	-79,460.14	455,981.00
Total Expense	398,051.22	424,070.00	-26,018.78	3,967,304.38	4,384,104.00	-416,799.62	5,212,687.00
Net Ordinary Income	113,444.33	88,730.00	24,714.33	338,424.67	-12,604.00	351,028.67	50,612.00
Other Income/Expense							
Other Expense							
8100 · Capital Outlay	0.00			0.00			
8500 · Debt Payments	0.00	0.00	0.00	0.00	0.00	0.00	60,497.00
Total Other Expense	0.00	0.00	0.00	0.00	0.00	0.00	60,497.00
Net Other Income	0.00	0.00	0.00	0.00	0.00	0.00	-60,497.00
Net Income	113,444.33	88,730.00	24,714.33	338,424.67	-12,604.00	351,028.67	-9,885.00

Superstition Fire & Medical District
Profit & Loss Budget Performance - Capital Fund
April 2026

	Apr 26	Budget	\$ Over Budget	Jul '25 - Apr 26	YTD Budget	\$ Over Budget	Annual Budget
Ordinary Income/Expense							
Income							
4200 · Non-Tax Levy Revenue	4,296.58	3,800.00	496.58	353,278.96	38,000.00	315,278.96	45,000.00
Total Income	4,296.58	3,800.00	496.58	353,278.96	38,000.00	315,278.96	45,000.00
Gross Profit	4,296.58	3,800.00	496.58	353,278.96	38,000.00	315,278.96	45,000.00
Net Ordinary Income	4,296.58	3,800.00	496.58	353,278.96	38,000.00	315,278.96	45,000.00
Other Income/Expense							
Other Income							
9001 · Transfers In from Other Funds	0.00	0.00	0.00	0.00	0.00	0.00	2,000,000.00
Total Other Income	0.00	0.00	0.00	0.00	0.00	0.00	2,000,000.00
Other Expense							
8100 · Capital Outlay	400,973.68			1,148,107.59			
8500 · Debt Payments	0.00	0.00	0.00	465,656.11	465,654.91	1.20	465,654.91
Total Other Expense	400,973.68	0.00	400,973.68	1,613,763.70	465,654.91	1,148,108.79	465,654.91
Net Other Income	-400,973.68	0.00	-400,973.68	-1,613,763.70	-465,654.91	-1,148,108.79	1,534,345.09
Net Income	-396,677.10	3,800.00	-400,477.10	-1,260,484.74	-427,654.91	-832,829.83	1,579,345.09

Superstition Fire & Medical District
Transaction Detail By Account - Bond Project Detail
 July 2025 through April 2026

Type	Date	Num	Name	Memo	Class	Clr	Split	Debit	Credit	Balance
7100 · Managerial Expense										
7107 · Accounting/Audit/Finance										
Bill	04/01/2026	91660	2026 Bond Projects:4...	Additional Fin...	300 - Bon...		20000 · Accoun...	15,000.00		15,000.00
Total 7107 · Accounting/Audit/Finance								15,000.00	0.00	15,000.00
Total 7100 · Managerial Expense								15,000.00	0.00	15,000.00
8100 · Capital Outlay										
Check	04/17/2026	WIRE	Rebel Strike, LLC		300 - Bon...		10800 · PCT G...	572,750.00		572,750.00
Check	04/17/2026	WIRE	Hughes Fire Equipm...		300 - Bon...		10800 · PCT G...	4,221,935.15		4,794,685.15
Total 8100 · Capital Outlay								4,794,685.15	0.00	4,794,685.15
TOTAL								4,809,685.15	0.00	4,809,685.15

Superstition Fire & Medical District
Profit & Loss Budget Performance - Debt Service Fund
April 2026

	Apr 26	Budget	\$ Over Budget	Jul '25 - Apr 26	YTD Budget	\$ Over Budget	Annual Budget
Ordinary Income/Expense							
Income							
4000 · Tax Levy Revenue	43,921.05	46,000.00	-2,078.95	540,214.77	544,100.00	-3,885.23	685,573.00
4200 · Non-Tax Levy Revenue	828.15	900.00	-71.85	10,221.68	9,000.00	1,221.68	11,000.00
Total Income	44,749.20	46,900.00	-2,150.80	550,436.45	553,100.00	-2,663.55	696,573.00
Gross Profit	44,749.20	46,900.00	-2,150.80	550,436.45	553,100.00	-2,663.55	696,573.00
Expense							
7100 · Managerial Expense	0.00	0.00	0.00	18,932.70	18,900.00	32.70	37,865.00
Total Expense	0.00	0.00	0.00	18,932.70	18,900.00	32.70	37,865.00
Net Ordinary Income	44,749.20	46,900.00	-2,150.80	531,503.75	534,200.00	-2,696.25	658,708.00
Other Income/Expense							
Other Expense							
8500 · Debt Payments	0.00	0.00	0.00	0.00	0.00	0.00	659,000.00
Total Other Expense	0.00	0.00	0.00	0.00	0.00	0.00	659,000.00
Net Other Income	0.00	0.00	0.00	0.00	0.00	0.00	-659,000.00
Net Income	44,749.20	46,900.00	-2,150.80	531,503.75	534,200.00	-2,696.25	-292.00

Superstition Fire & Medical District
Profit & Loss Budget Performance - COP Reserve Fund
April 2026

	Apr 26	Budget	\$ Over Budget	Jul '25 - Apr 26	YTD Budget	\$ Over Budget	Annual Budget
Ordinary Income/Expense							
Income							
4200 · Non-Tax Levy Revenue	6,435.28	4,600.00	1,835.28	106,006.51	46,000.00	60,006.51	55,000.00
Total Income	6,435.28	4,600.00	1,835.28	106,006.51	46,000.00	60,006.51	55,000.00
Gross Profit	6,435.28	4,600.00	1,835.28	106,006.51	46,000.00	60,006.51	55,000.00
Net Ordinary Income	6,435.28	4,600.00	1,835.28	106,006.51	46,000.00	60,006.51	55,000.00
Other Income/Expense							
Other Expense							
9501 · Transfers Out to other Funds	0.00	0.00	0.00	0.00	0.00	0.00	699,875.00
Total Other Expense	0.00	0.00	0.00	0.00	0.00	0.00	699,875.00
Net Other Income	0.00	0.00	0.00	0.00	0.00	0.00	-699,875.00
Net Income	6,435.28	4,600.00	1,835.28	106,006.51	46,000.00	60,006.51	-644,875.00



Financial Report April 2026

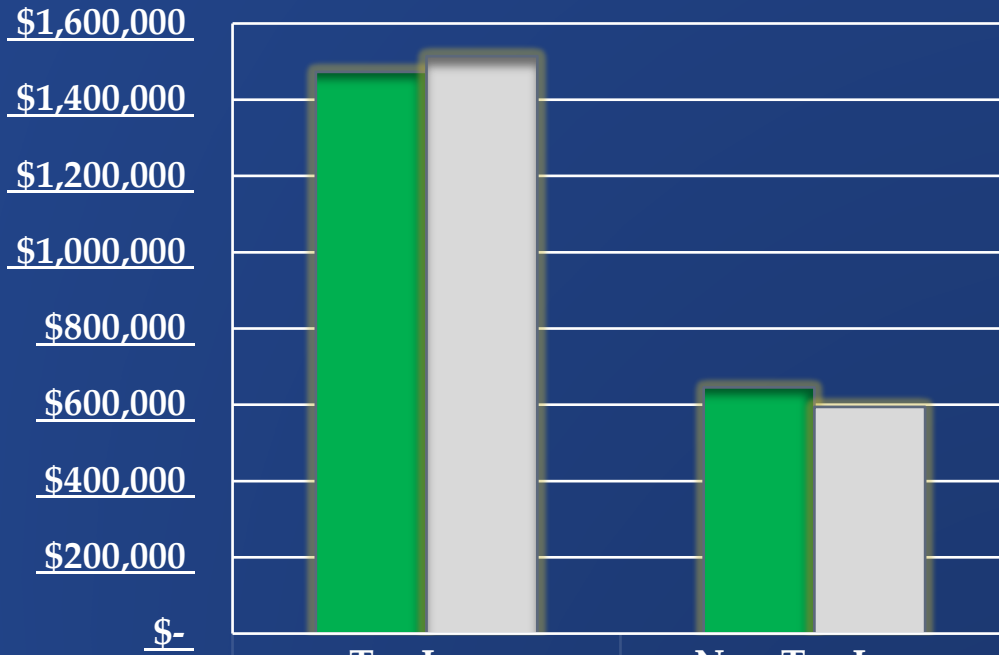


JAMES VINCENT GROUP
ACCOUNTING & CONSULTING



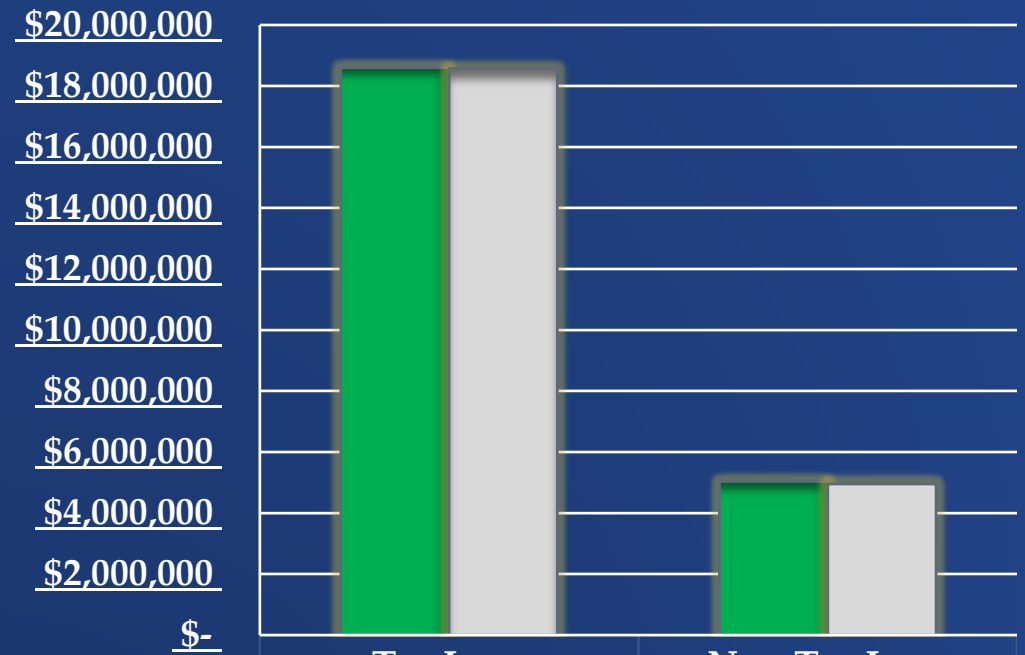
Revenue Actuals vs. Budget

April



	Tax Levy	Non-Tax Levy
Actual	\$1,473,110	\$645,402
Budget	\$1,514,300	\$594,600
VAR	\$(41,190)	\$50,802

April YTD

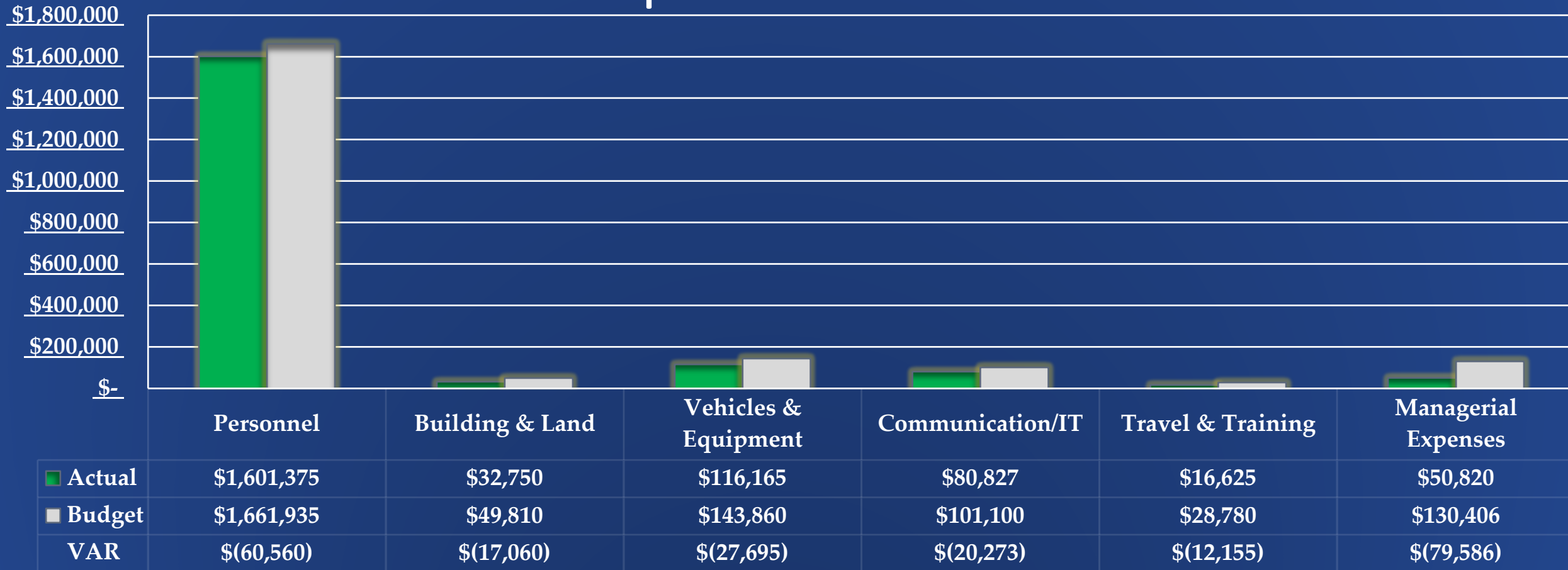


	Tax Levy	Non-Tax Levy
Actual	\$18,599,842	\$5,039,314
Budget	\$18,577,300	\$4,955,800
VAR	\$22,542	\$83,514



April 2026 Actuals vs. Budget

Expenditures






YTD Actuals vs. Budget

JVG

JAMES VINCENT GROUP
ACCOUNTING & CONSULTING

Expenditures

\$20,000,000
\$18,000,000
\$16,000,000
\$14,000,000
\$12,000,000
\$10,000,000
\$8,000,000
\$6,000,000
\$4,000,000
\$2,000,000
\$-



	Personnel	Building & Land	Vehicles & Equipment	Communication/IT	Travel & Training	Managerial Expenses
Actual	\$17,801,310	\$461,683	\$1,112,850	\$792,571	\$192,492	\$693,317
Budget	\$18,291,754	\$498,100	\$1,335,069	\$1,011,600	\$263,650	\$923,426
VAR	\$(490,444)	\$(36,417)	\$(222,219)	\$(219,029)	\$(71,158)	\$(230,109)

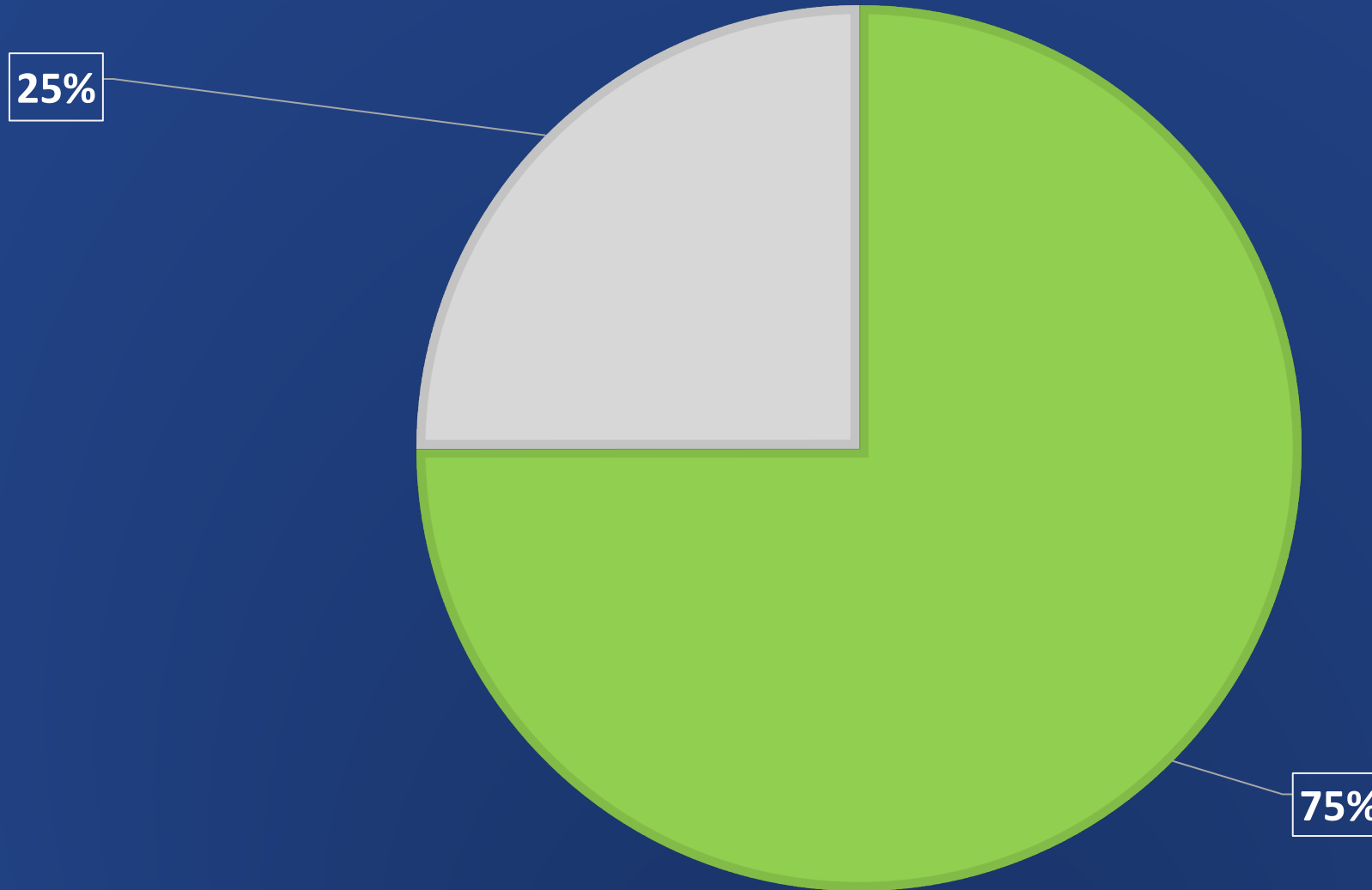
*This includes the General, Transport Services and Special Revenue Funds



YTD Expenses as a Percentage of Budget

■ Actual YTD ■ Budget Remaining

April 2026 Targeted % - 83%



Superstition Fire & Medical District Transaction Detail by Account April 2026

Type	Date	Num	Name	Memo	Class	Clr	Split	Debit	Credit	Balance
10100 · PCT General Fund 100										
Transfer	04/01/2026			Funds Tra...		X	10150 · WF...		750,000.00	-750,000.00
Deposit	04/08/2026			Deposit		X	-SPLIT-	101,981.62		-648,018.38
Deposit	04/08/2026			Deposit		X	-SPLIT-	27,210.23		-620,808.15
Transfer	04/16/2026			Funds Tra...		X	10150 · WF...		900,000.00	-1,520,808.15
Deposit	04/28/2026			Deposit		X	-SPLIT-	2,509.68		-1,518,298.47
General Journal	04/30/2026	882		To Record ...		X	4010 · Prop...	1,487,810.60		-30,487.87
Check	04/30/2026	EFT		Wire Fees		X	7109 · Bank...		125.00	-30,612.87
Transfer	04/30/2026			Funds Tra...		X	10150 · WF...		1,100,000.00	-1,130,612.87
Total 10100 · PCT General Fund 100								1,619,512.13	2,750,125.00	-1,130,612.87
10120 · PCT Ambulance Fund 150										
General Journal	04/30/2026	881		To Record ...		X	4250 · Inter...	1,219.15		1,219.15
Total 10120 · PCT Ambulance Fund 150								1,219.15	0.00	1,219.15
10130 · WF Ambulance Payroll 150										
Deposit	04/01/2026		36 Treas	Deposit		X	4210 · Amb...	112.75		112.75
Deposit	04/01/2026		AARP Supp	Deposit		X	4210 · Amb...	269.54		382.29
Deposit	04/01/2026		AETNA	Deposit		X	4210 · Amb...	438.38		820.67
Deposit	04/01/2026		BCBS	Deposit		X	4210 · Amb...	986.70		1,807.37
Deposit	04/01/2026		BCBS	Deposit		X	4210 · Amb...	509.83		2,317.20
Deposit	04/01/2026		Centene	Deposit		X	4210 · Amb...	516.83		2,834.03
Deposit	04/01/2026		Centene	Deposit		X	4210 · Amb...	438.06		3,272.09
Deposit	04/01/2026		Cigna	Deposit		X	4210 · Amb...	2,010.08		5,282.17
Deposit	04/01/2026		HNB	Deposit		X	4210 · Amb...	526.25		5,808.42
Deposit	04/01/2026		UHC Community	Deposit		X	4210 · Amb...	357.66		6,166.08
Deposit	04/01/2026		UHC Community	Deposit		X	4210 · Amb...	117.94		6,284.02
Deposit	04/01/2026		UHC Community	Deposit		X	4210 · Amb...	1,143.61		7,427.63
Deposit	04/01/2026		UHC Community	Deposit		X	4210 · Amb...	5,747.86		13,175.49
Deposit	04/01/2026		UMR	Deposit		X	4210 · Amb...	1,708.24		14,883.73
Deposit	04/01/2026		United Healthcare	Deposit		X	4210 · Amb...	1,061.68		15,945.41
Deposit	04/01/2026		United Healthcare	Deposit		X	4210 · Amb...	1,144.08		17,089.49
Transfer	04/01/2026			Funds Tra...		X	10150 · WF...		282,865.47	-265,775.98
Deposit	04/02/2026		AARP Supp	Deposit		X	4210 · Amb...	238.90		-265,537.08
Deposit	04/02/2026		BCBS	Deposit		X	4210 · Amb...	2,012.33		-263,524.75
Deposit	04/02/2026		Centene	Deposit		X	4210 · Amb...	6,537.50		-256,987.25
Deposit	04/02/2026		Transport Cust...	Deposit		X	4210 · Amb...	515.00		-256,472.25
Deposit	04/02/2026		Marketplace	Deposit		X	4210 · Amb...	1,317.86		-255,154.39
Deposit	04/02/2026		Noridian	Deposit		X	4210 · Amb...	4,997.89		-250,156.50
Deposit	04/02/2026		United Healthcare	Deposit		X	4210 · Amb...	1,393.07		-248,763.43
Deposit	04/02/2026		United Healthcare	Deposit		X	4210 · Amb...	4,062.60		-244,700.83
Deposit	04/02/2026		United Healthcare	Deposit		X	4210 · Amb...	214.97		-244,485.86
Deposit	04/02/2026		United Healthcare	Deposit		X	4210 · Amb...	963.20		-243,522.66
Check	04/02/2026	EFT				X	7109 · Bank...		1,029.08	-244,551.74
Deposit	04/03/2026		36 Treas	Deposit		X	4210 · Amb...	9,708.92		-234,842.82
Deposit	04/03/2026		AETNA	Deposit		X	4210 · Amb...	500.23		-234,342.59
Deposit	04/03/2026		BCBS	Deposit		X	4210 · Amb...	527.55		-233,815.04
Deposit	04/03/2026		BCBS	Deposit		X	4210 · Amb...	1,560.14		-232,254.90
Deposit	04/03/2026		Humana	Deposit		X	4210 · Amb...	200.13		-232,054.77

Superstition Fire & Medical District Transaction Detail by Account April 2026

Type	Date	Num	Name	Memo	Class	Clr	Split	Debit	Credit	Balance
Deposit	04/03/2026		Transport Cust...	Deposit		X	4210 · Amb...	2,050.29		-230,004.48
Deposit	04/03/2026		Medica	Deposit		X	4210 · Amb...	310.66		-229,693.82
Deposit	04/03/2026		Noridian	Deposit		X	4210 · Amb...	2,447.70		-227,246.12
Deposit	04/03/2026		PCS	Deposit		X	4210 · Amb...	5,662.44		-221,583.68
Deposit	04/03/2026		UHC Community	Deposit		X	4210 · Amb...	1,475.66		-220,108.02
Deposit	04/03/2026		UHC Community	Deposit		X	4210 · Amb...	2,473.06		-217,634.96
Deposit	04/03/2026		UHC Community	Deposit		X	4210 · Amb...	2,746.87		-214,888.09
Deposit	04/06/2026			Deposit		X	-SPLIT-	690.00		-214,198.09
Deposit	04/06/2026		AETNA	Deposit		X	4210 · Amb...	560.91		-213,637.18
Deposit	04/06/2026		Transport Cust...	Deposit		X	4210 · Amb...	240.00		-213,397.18
Deposit	04/06/2026		Transport Cust...	Deposit		X	4210 · Amb...	1,928.69		-211,468.49
Deposit	04/06/2026		Transport Cust...	Deposit		X	4210 · Amb...	490.00		-210,978.49
Deposit	04/06/2026		OPTUM	Deposit		X	4210 · Amb...	470.04		-210,508.45
Deposit	04/06/2026		UHC Community	Deposit		X	4210 · Amb...	1,671.73		-208,836.72
Deposit	04/06/2026		UHC Community	Deposit		X	4210 · Amb...	682.38		-208,154.34
Deposit	04/06/2026		United Healthcare	Deposit		X	4210 · Amb...	413.36		-207,740.98
Deposit	04/06/2026		United Healthcare	Deposit		X	4210 · Amb...	1,835.94		-205,905.04
Deposit	04/07/2026		AARP Supp	Deposit		X	4210 · Amb...	180.79		-205,724.25
Deposit	04/07/2026		Cariten	Deposit		X	4210 · Amb...	582.67		-205,141.58
Deposit	04/07/2026		Devoted Health	Deposit		X	4210 · Amb...	287.20		-204,854.38
Deposit	04/07/2026		HHP Texas	Deposit		X	4210 · Amb...	225.11		-204,629.27
Deposit	04/07/2026		Humana	Deposit		X	4210 · Amb...	280.88		-204,348.39
Deposit	04/07/2026		Humana	Deposit		X	4210 · Amb...	166.30		-204,182.09
Deposit	04/07/2026		Humana	Deposit		X	4210 · Amb...	698.89		-203,483.20
Deposit	04/07/2026		Humana	Deposit		X	4210 · Amb...	227.01		-203,256.19
Deposit	04/07/2026		Transport Cust...	Deposit		X	4210 · Amb...	50.00		-203,206.19
Deposit	04/07/2026		Noridian	Deposit		X	4210 · Amb...	14,051.44		-189,154.75
Deposit	04/08/2026		AARP Supp	Deposit		X	4210 · Amb...	119.66		-189,035.09
Deposit	04/08/2026		BCBS	Deposit		X	4210 · Amb...	98.37		-188,936.72
Deposit	04/08/2026		BCBS	Deposit		X	4210 · Amb...	887.80		-188,048.92
Deposit	04/08/2026		Centene	Deposit		X	4210 · Amb...	375.21		-187,673.71
Deposit	04/08/2026		Devoted Health	Deposit		X	4210 · Amb...	113.98		-187,559.73
Deposit	04/08/2026		Devoted Health	Deposit		X	4210 · Amb...	249.72		-187,310.01
Deposit	04/08/2026		Devoted Health	Deposit		X	4210 · Amb...	498.53		-186,811.48
Deposit	04/08/2026		Transport Cust...	Deposit		X	4210 · Amb...	335.00		-186,476.48
Deposit	04/08/2026		Medica	Deposit		X	4210 · Amb...	1,950.17		-184,526.31
Deposit	04/08/2026		Medisun	Deposit		X	4210 · Amb...	1,291.10		-183,235.21
Deposit	04/08/2026		Palmetto GBA	Deposit		X	4210 · Amb...	510.76		-182,724.45
Deposit	04/08/2026		UHC Community	Deposit		X	4210 · Amb...	1,280.43		-181,444.02
Deposit	04/08/2026		UMR	Deposit		X	4210 · Amb...	1,058.17		-180,385.85
Deposit	04/08/2026		United Healthcare	Deposit		X	4210 · Amb...	2,258.90		-178,126.95
Deposit	04/09/2026		36 Treas	Deposit		X	4210 · Amb...	119.10		-178,007.85
Deposit	04/09/2026		AETNA	Deposit		X	4210 · Amb...	463.06		-177,544.79
Deposit	04/09/2026		BCBS	Deposit		X	4210 · Amb...	125.46		-177,419.33
Deposit	04/09/2026		BCBS	Deposit		X	4210 · Amb...	125.63		-177,293.70
Deposit	04/09/2026		BCBS	Deposit		X	4210 · Amb...	8,843.78		-168,449.92
Deposit	04/09/2026		BCBS	Deposit		X	4210 · Amb...	110.51		-168,339.41
Deposit	04/09/2026		Cariten	Deposit		X	4210 · Amb...	567.13		-167,772.28
Deposit	04/09/2026		Centene	Deposit		X	4210 · Amb...	6,873.33		-160,898.95
Deposit	04/09/2026		Transport Cust...	Deposit		X	4210 · Amb...	2,333.41		-158,565.54

Superstition Fire & Medical District Transaction Detail by Account April 2026

Type	Date	Num	Name	Memo	Class	Clr	Split	Debit	Credit	Balance
Deposit	04/09/2026		Noridian	Deposit		X	4210 · Amb...	2,591.97		-155,973.57
Deposit	04/09/2026		Noridian	Deposit		X	4210 · Amb...	58.00		-155,915.57
Deposit	04/09/2026		OPTUM	Deposit		X	4210 · Amb...	3,796.74		-152,118.83
Deposit	04/09/2026		OPTUM	Deposit		X	4210 · Amb...	373.04		-151,745.79
Deposit	04/09/2026		United Healthcare	Deposit		X	4210 · Amb...	3,227.48		-148,518.31
Deposit	04/10/2026		AETNA	Deposit		X	4210 · Amb...	1,970.14		-146,548.17
Deposit	04/10/2026		AETNA	Deposit		X	4210 · Amb...	623.48		-145,924.69
Deposit	04/10/2026		AETNA	Deposit		X	4210 · Amb...	732.93		-145,191.76
Deposit	04/10/2026		BCBS	Deposit		X	4210 · Amb...	160.61		-145,031.15
Deposit	04/10/2026		HNB	Deposit		X	4210 · Amb...	3,777.77		-141,253.38
Deposit	04/10/2026		Humana	Deposit		X	4210 · Amb...	1,249.63		-140,003.75
Deposit	04/10/2026		Humana	Deposit		X	4210 · Amb...	560.24		-139,443.51
Deposit	04/10/2026		Transport Cust...	Deposit		X	4210 · Amb...	365.00		-139,078.51
Deposit	04/10/2026		Transport Cust...	Deposit		X	4210 · Amb...	335.00		-138,743.51
Deposit	04/10/2026		OPTUM	Deposit		X	4210 · Amb...	562.52		-138,180.99
Deposit	04/10/2026		UHC Community	Deposit		X	4210 · Amb...	1,453.35		-136,727.64
Deposit	04/10/2026		UHC Community	Deposit		X	4210 · Amb...	4,954.44		-131,773.20
Deposit	04/10/2026		UHC Community	Deposit		X	4210 · Amb...	5,702.59		-126,070.61
Deposit	04/10/2026		United Healthcare	Deposit		X	4210 · Amb...	2,261.10		-123,809.51
Deposit	04/13/2026		AARP Supp	Deposit		X	4210 · Amb...	465.96		-123,343.55
Deposit	04/13/2026		BCBS	Deposit		X	4210 · Amb...	226.47		-123,117.08
Deposit	04/13/2026		Cigna Edge	Deposit		X	4210 · Amb...	826.33		-122,290.75
Deposit	04/13/2026		Cigna	Deposit		X	4210 · Amb...	943.44		-121,347.31
Deposit	04/13/2026		Humana	Deposit		X	4210 · Amb...	157.16		-121,190.15
Deposit	04/13/2026		Transport Cust...	Deposit		X	4210 · Amb...	242.94		-120,947.21
Deposit	04/13/2026		Transport Cust...	Deposit		X	4210 · Amb...	509.27		-120,437.94
Deposit	04/13/2026		Transport Cust...	Deposit		X	4210 · Amb...	928.14		-119,509.80
Deposit	04/13/2026		UHC Community	Deposit		X	4210 · Amb...	2,608.41		-116,901.39
Deposit	04/13/2026		UHC Community	Deposit		X	4210 · Amb...	95.71		-116,805.68
Deposit	04/14/2026		AARP Supp	Deposit		X	4210 · Amb...	487.58		-116,318.10
Deposit	04/14/2026		BCBS	Deposit		X	4210 · Amb...	1,930.20		-114,387.90
Deposit	04/14/2026		HNB	Deposit		X	4210 · Amb...	1,278.73		-113,109.17
Deposit	04/14/2026		Transport Cust...	Deposit		X	4210 · Amb...	110.00		-112,999.17
Deposit	04/14/2026		Noridian	Deposit		X	4210 · Amb...	19,257.50		-93,741.67
Deposit	04/14/2026		OPTUM	Deposit		X	4210 · Amb...	2,398.92		-91,342.75
Deposit	04/14/2026		UHC Community	Deposit		X	4210 · Amb...	1,103.42		-90,239.33
Deposit	04/14/2026		UHC Community	Deposit		X	4210 · Amb...	91.23		-90,148.10
Deposit	04/14/2026		United Healthcare	Deposit		X	4210 · Amb...	402.11		-89,745.99
Deposit	04/15/2026		BCBS	Deposit		X	4210 · Amb...	320.30		-89,425.69
Deposit	04/15/2026		BCBS	Deposit		X	4210 · Amb...	1,020.77		-88,404.92
Deposit	04/15/2026		Centene	Deposit		X	4210 · Amb...	466.14		-87,938.78
Deposit	04/15/2026		Cigna	Deposit		X	4210 · Amb...	357.48		-87,581.30
Deposit	04/15/2026		Medisun	Deposit		X	4210 · Amb...	1,043.61		-86,537.69
Deposit	04/15/2026		Noridian	Deposit		X	4210 · Amb...	3,749.30		-82,788.39
Deposit	04/15/2026		OPTUM	Deposit		X	4210 · Amb...	358.05		-82,430.34
Deposit	04/15/2026		OPTUM	Deposit		X	4210 · Amb...	420.13		-82,010.21
Deposit	04/15/2026		Palmetto GBA	Deposit		X	4210 · Amb...	451.51		-81,558.70
Deposit	04/15/2026		UHC Community	Deposit		X	4210 · Amb...	1,213.62		-80,345.08
Deposit	04/15/2026		United Healthcare	Deposit		X	4210 · Amb...	290.31		-80,054.77
Deposit	04/16/2026		36 Treas	Deposit		X	4210 · Amb...	7,816.66		-72,238.11

Superstition Fire & Medical District Transaction Detail by Account April 2026

Type	Date	Num	Name	Memo	Class	Clr	Split	Debit	Credit	Balance
Deposit	04/16/2026		AETNA	Deposit		X	4210 · Amb...	554.33		-71,683.78
Deposit	04/16/2026		BCBS	Deposit		X	4210 · Amb...	2,151.40		-69,532.38
Deposit	04/16/2026		BCBS	Deposit		X	4210 · Amb...	1,122.18		-68,410.20
Deposit	04/16/2026		Centene	Deposit		X	4210 · Amb...	4,900.91		-63,509.29
Deposit	04/16/2026		Transport Cust...	Deposit		X	4210 · Amb...	606.70		-62,902.59
Deposit	04/16/2026		Noridian	Deposit		X	4210 · Amb...	1,389.67		-61,512.92
Deposit	04/16/2026		United Healthcare	Deposit		X	4210 · Amb...	611.02		-60,901.90
Deposit	04/16/2026		United Healthcare	Deposit		X	4210 · Amb...	1,737.18		-59,164.72
Deposit	04/16/2026		United Healthcare	Deposit		X	4210 · Amb...	632.09		-58,532.63
Deposit	04/16/2026		Alignment Healt...	Deposit		X	4210 · Amb...	301.10		-58,231.53
Transfer	04/16/2026			Funds Tra...		X	10150 · WF...		207,544.45	-265,775.98
Deposit	04/17/2026		AETNA	Deposit		X	4210 · Amb...	144.30		-265,631.68
Deposit	04/17/2026		AETNA	Deposit		X	4210 · Amb...	562.80		-265,068.88
Deposit	04/17/2026		Ahcccs	Deposit		X	4210 · Amb...	6,357.15		-258,711.73
Deposit	04/17/2026		Centene	Deposit		X	4210 · Amb...	554.62		-258,157.11
Deposit	04/17/2026		Devoted Health	Deposit		X	4210 · Amb...	248.36		-257,908.75
Deposit	04/17/2026		Devoted Health	Deposit		X	4210 · Amb...	201.26		-257,707.49
Deposit	04/17/2026		Transport Cust...	Deposit		X	4210 · Amb...	335.00		-257,372.49
Deposit	04/17/2026		Medica	Deposit		X	4210 · Amb...	181.73		-257,190.76
Deposit	04/17/2026		Noridian	Deposit		X	4210 · Amb...	2,413.34		-254,777.42
Deposit	04/17/2026		UHC Community	Deposit		X	4210 · Amb...	4,162.75		-250,614.67
Deposit	04/17/2026		UHC Community	Deposit		X	4210 · Amb...	4,553.39		-246,061.28
Deposit	04/20/2026		36 Treas	Deposit		X	4210 · Amb...	1,886.27		-244,175.01
Deposit	04/20/2026		Centene	Deposit		X	4210 · Amb...	1,362.41		-242,812.60
Deposit	04/20/2026		Cigna	Deposit		X	4210 · Amb...	2,010.08		-240,802.52
Deposit	04/20/2026		Transport Cust...	Deposit		X	4210 · Amb...	730.00		-240,072.52
Deposit	04/20/2026		Transport Cust...	Deposit		X	4210 · Amb...	450.00		-239,622.52
Deposit	04/20/2026		Transport Cust...	Deposit		X	4210 · Amb...	249.07		-239,373.45
Deposit	04/20/2026		Noridian	Deposit		X	4210 · Amb...	7,755.41		-231,618.04
Deposit	04/20/2026		Palmetto GBA	Deposit		X	4210 · Amb...	450.77		-231,167.27
Deposit	04/20/2026		UHC Community	Deposit		X	4210 · Amb...	823.79		-230,343.48
Deposit	04/20/2026		Wellcare Health	Deposit		X	4210 · Amb...	325.67		-230,017.81
Deposit	04/21/2026		36 Treas	Deposit		X	4210 · Amb...	110.70		-229,907.11
Deposit	04/21/2026		36 Treas	Deposit		X	4210 · Amb...	4,018.73		-225,888.38
Deposit	04/21/2026		AETNA	Deposit		X	4210 · Amb...	810.41		-225,077.97
Deposit	04/21/2026		Cariten	Deposit		X	4210 · Amb...	523.37		-224,554.60
Deposit	04/21/2026		HDIC	Deposit		X	4210 · Amb...	249.95		-224,304.65
Deposit	04/21/2026		Humana	Deposit		X	4210 · Amb...	1,486.46		-222,818.19
Deposit	04/21/2026		Humana	Deposit		X	4210 · Amb...	594.56		-222,223.63
Deposit	04/21/2026		Humana	Deposit		X	4210 · Amb...	638.63		-221,585.00
Deposit	04/21/2026		Humana	Deposit		X	4210 · Amb...	293.76		-221,291.24
Deposit	04/21/2026		HWHO	Deposit		X	4210 · Amb...	230.59		-221,060.65
Deposit	04/21/2026		Transport Cust...	Deposit		X	4210 · Amb...	275.00		-220,785.65
Deposit	04/21/2026		OPTUM	Deposit		X	4210 · Amb...	1,740.52		-219,045.13
Deposit	04/21/2026		UHC Community	Deposit		X	4210 · Amb...	1,662.22		-217,382.91
Deposit	04/22/2026		36 Treas	Deposit		X	4210 · Amb...	1,880.28		-215,502.63
Deposit	04/22/2026		AARP Supp	Deposit		X	4210 · Amb...	918.06		-214,584.57
Deposit	04/22/2026		BCBS	Deposit		X	4210 · Amb...	1,797.68		-212,786.89
Deposit	04/22/2026		BCBS	Deposit		X	4210 · Amb...	615.38		-212,171.51
Deposit	04/22/2026		Centene	Deposit		X	4210 · Amb...	952.75		-211,218.76

Superstition Fire & Medical District Transaction Detail by Account April 2026

Type	Date	Num	Name	Memo	Class	Clr	Split	Debit	Credit	Balance
Deposit	04/22/2026		Transport Cust...	Deposit		X	4210 · Amb...	138.57		-211,080.19
Deposit	04/22/2026		OPTUM	Deposit		X	4210 · Amb...	423.06		-210,657.13
Deposit	04/22/2026		Palmetto GBA	Deposit		X	4210 · Amb...	499.79		-210,157.34
Deposit	04/22/2026		UHC Community	Deposit		X	4210 · Amb...	665.79		-209,491.55
Deposit	04/22/2026		UHC Community	Deposit		X	4210 · Amb...	115.18		-209,376.37
Deposit	04/22/2026		UHC Community	Deposit		X	4210 · Amb...	3,113.81		-206,262.56
Deposit	04/22/2026		UHC Community	Deposit		X	4210 · Amb...	4,837.06		-201,425.50
Deposit	04/22/2026		United Healthcare	Deposit		X	4210 · Amb...	1,779.28		-199,646.22
Deposit	04/23/2026		BCBS	Deposit		X	4210 · Amb...	232.54		-199,413.68
Deposit	04/23/2026		BCBS	Deposit		X	4210 · Amb...	95.88		-199,317.80
Deposit	04/23/2026		Centene	Deposit		X	4210 · Amb...	338.69		-198,979.11
Deposit	04/23/2026		Humana	Deposit		X	4210 · Amb...	248.88		-198,730.23
Deposit	04/23/2026		Transport Cust...	Deposit		X	4210 · Amb...	1,813.09		-196,917.14
Deposit	04/23/2026		Noridian	Deposit		X	4210 · Amb...	345.72		-196,571.42
Deposit	04/23/2026		United Healthcare	Deposit		X	4210 · Amb...	865.24		-195,706.18
Deposit	04/23/2026		United Healthcare	Deposit		X	4210 · Amb...	1,934.89		-193,771.29
Deposit	04/23/2026		United Healthcare	Deposit		X	4210 · Amb...	1,033.18		-192,738.11
Deposit	04/24/2026		AETNA	Deposit		X	4210 · Amb...	118.54		-192,619.57
Deposit	04/24/2026		AETNA	Deposit		X	4210 · Amb...	2,389.51		-190,230.06
Deposit	04/24/2026		Ahcccs	Deposit		X	4210 · Amb...	1,489.98		-188,740.08
Deposit	04/24/2026		BCBS	Deposit		X	4210 · Amb...	247.71		-188,492.37
Deposit	04/24/2026		Cigna	Deposit		X	4210 · Amb...	2,260.20		-186,232.17
Deposit	04/24/2026		GEHA	Deposit		X	4210 · Amb...	120.40		-186,111.77
Deposit	04/24/2026		HHP Texas	Deposit		X	4210 · Amb...	287.29		-185,824.48
Deposit	04/24/2026		Transport Cust...	Deposit		X	4210 · Amb...	1,881.92		-183,942.56
Deposit	04/24/2026		Noridian	Deposit		X	4210 · Amb...	1,317.70		-182,624.86
Deposit	04/24/2026		OPTUM	Deposit		X	4210 · Amb...	422.61		-182,202.25
Deposit	04/24/2026		Palmetto GBA	Deposit		X	4210 · Amb...	503.44		-181,698.81
Deposit	04/24/2026		UMR	Deposit		X	4210 · Amb...	1,285.79		-180,413.02
Deposit	04/27/2026		36 Treas	Deposit		X	4210 · Amb...	1,832.35		-178,580.67
Deposit	04/27/2026		BCBS	Deposit		X	4210 · Amb...	1,930.20		-176,650.47
Deposit	04/27/2026		BCBS	Deposit		X	4210 · Amb...	1,512.21		-175,138.26
Deposit	04/27/2026		Centene	Deposit		X	4210 · Amb...	116.48		-175,021.78
Deposit	04/27/2026		Transport Cust...	Deposit		X	4210 · Amb...	125.00		-174,896.78
Deposit	04/27/2026		Transport Cust...	Deposit		X	4210 · Amb...	216.42		-174,680.36
Deposit	04/27/2026		Transport Cust...	Deposit		X	4210 · Amb...	1,452.01		-173,228.35
Deposit	04/27/2026		Noridian	Deposit		X	4210 · Amb...	6,274.85		-166,953.50
Deposit	04/28/2026		AARP Supp	Deposit		X	4210 · Amb...	447.40		-166,506.10
Deposit	04/28/2026		Brycer	Deposit		X	4210 · Amb...	2,379.00		-164,127.10
Deposit	04/28/2026		Eic Hclclaimpmt	Deposit		X	4210 · Amb...	394.94		-163,732.16
Deposit	04/28/2026		Transport Cust...	Deposit		X	4210 · Amb...	240.00		-163,492.16
Deposit	04/28/2026		Noridian	Deposit		X	4210 · Amb...	7,642.57		-155,849.59
Deposit	04/28/2026		UHC Community	Deposit		X	4210 · Amb...	3,634.04		-152,215.55
Deposit	04/28/2026		UHC Community	Deposit		X	4210 · Amb...	655.31		-151,560.24
Deposit	04/28/2026		United Healthcare	Deposit		X	4210 · Amb...	683.25		-150,876.99
Deposit	04/28/2026		United Healthcare	Deposit		X	4210 · Amb...	1,024.75		-149,852.24
Deposit	04/29/2026		36 Treas	Deposit		X	4210 · Amb...	6,130.10		-143,722.14
Deposit	04/29/2026		BCBS	Deposit		X	4210 · Amb...	1,931.93		-141,790.21
Deposit	04/29/2026		Cariten	Deposit		X	4210 · Amb...	256.19		-141,534.02
Deposit	04/29/2026		Centene	Deposit		X	4210 · Amb...	794.02		-140,740.00

Superstition Fire & Medical District Transaction Detail by Account April 2026

Type	Date	Num	Name	Memo	Class	Clr	Split	Debit	Credit	Balance
Deposit	04/29/2026		Devoted Health	Deposit		X	4210 · Amb...	282.18		-140,457.82
Deposit	04/29/2026		Medisun	Deposit		X	4210 · Amb...	698.73		-139,759.09
Deposit	04/29/2026		Noridian	Deposit		X	4210 · Amb...	1,763.74		-137,995.35
Deposit	04/29/2026		OPTUM	Deposit		X	4210 · Amb...	454.14		-137,541.21
Deposit	04/29/2026		OPTUM	Deposit		X	4210 · Amb...	498.38		-137,042.83
Deposit	04/29/2026		OPTUM	Deposit		X	4210 · Amb...	407.37		-136,635.46
Deposit	04/29/2026		OPTUM	Deposit		X	4210 · Amb...	430.18		-136,205.28
Deposit	04/29/2026		UHC Community	Deposit		X	4210 · Amb...	464.67		-135,740.61
Deposit	04/29/2026		UHC Community	Deposit		X	4210 · Amb...	1,476.19		-134,264.42
Deposit	04/29/2026		UHC Community	Deposit		X	4210 · Amb...	1,440.10		-132,824.32
Deposit	04/29/2026		UHC Community	Deposit		X	4210 · Amb...	3,737.16		-129,087.16
Deposit	04/29/2026		United Healthcare	Deposit		X	4210 · Amb...	2,639.76		-126,447.40
Deposit	04/30/2026		36 Treas	Deposit		X	4210 · Amb...	4,543.87		-121,903.53
Deposit	04/30/2026		AARP Supp	Deposit		X	4210 · Amb...	128.43		-121,775.10
Deposit	04/30/2026		BCBS	Deposit		X	4210 · Amb...	120.22		-121,654.88
Deposit	04/30/2026		BCBS	Deposit		X	4210 · Amb...	1,750.32		-119,904.56
Deposit	04/30/2026		BCBS	Deposit		X	4210 · Amb...	1,512.21		-118,392.35
Deposit	04/30/2026		Centene	Deposit		X	4210 · Amb...	10,043.37		-108,348.98
Deposit	04/30/2026		Eic Hcclaimpmt	Deposit		X	4210 · Amb...	263.58		-108,085.40
Deposit	04/30/2026		Humana	Deposit		X	4210 · Amb...	232.43		-107,852.97
Deposit	04/30/2026		Humana	Deposit		X	4210 · Amb...	320.27		-107,532.70
Deposit	04/30/2026		Medica	Deposit		X	4210 · Amb...	79.17		-107,453.53
Deposit	04/30/2026		United Healthcare	Deposit		X	4210 · Amb...	680.51		-106,773.02
Transfer	04/30/2026			Funds Tra...		X	10140 · WF...	196,637.08		89,864.06
Transfer	04/30/2026			Funds Tra...		X	10150 · WF...		159,602.96	-69,738.90
Deposit	04/30/2026			Deposit		X	12001 · Und...	400.00		-69,338.90
Total 10130 · WF Ambulance Payroll 150								581,703.06	651,041.96	-69,338.90
10140 · WF Transport Lockbox 150										
Deposit	04/01/2026			Deposit		X	4210 · Amb...	965.86		965.86
Deposit	04/02/2026			Deposit		X	4210 · Amb...	1,096.00		2,061.86
Deposit	04/03/2026			Deposit		X	4210 · Amb...	11,092.83		13,154.69
Deposit	04/06/2026			Deposit		X	4210 · Amb...	12,701.08		25,855.77
Deposit	04/07/2026			Deposit		X	4210 · Amb...	1,327.70		27,183.47
Deposit	04/08/2026			Deposit		X	4210 · Amb...	1,231.38		28,414.85
Deposit	04/09/2026			Deposit		X	4210 · Amb...	760.00		29,174.85
Deposit	04/10/2026			Deposit		X	4210 · Amb...	8,554.78		37,729.63
Deposit	04/13/2026			Deposit		X	4210 · Amb...	23,019.12		60,748.75
Deposit	04/14/2026			Deposit		X	4210 · Amb...	1,322.03		62,070.78
Deposit	04/15/2026			Deposit		X	4210 · Amb...	2,376.10		64,446.88
Deposit	04/16/2026			Deposit		X	4210 · Amb...	2,923.25		67,370.13
Deposit	04/17/2026			Deposit		X	4210 · Amb...	10,879.50		78,249.63
Deposit	04/20/2026			Deposit		X	4210 · Amb...	17,402.68		95,652.31
Deposit	04/21/2026			Deposit		X	4210 · Amb...	1,494.38		97,146.69
Deposit	04/22/2026			Deposit		X	4210 · Amb...	755.55		97,902.24
Deposit	04/23/2026			Deposit		X	4210 · Amb...	364.00		98,266.24
Deposit	04/24/2026			Deposit		X	4210 · Amb...	737.22		99,003.46
Deposit	04/27/2026			Deposit		X	4210 · Amb...	22,820.60		121,824.06
Deposit	04/28/2026			Deposit		X	4210 · Amb...	4,197.95		126,022.01
Deposit	04/30/2026			Deposit		X	4210 · Amb...	1,602.96		127,624.97

Superstition Fire & Medical District Transaction Detail by Account April 2026

Type	Date	Num	Name	Memo	Class	Clr	Split	Debit	Credit	Balance
Transfer	04/30/2026			Funds Tra...		X	10130 · WF...		196,637.08	-69,012.11
Total 10140 · WF Transport Lockbox 150								127,624.97	196,637.08	-69,012.11
10150 · WF Payroll Account 100										
Transfer	04/01/2026			Funds Tra...		X	10130 · WF...	282,865.47		282,865.47
Transfer	04/01/2026			Funds Tra...		X	10100 · PC...	750,000.00		1,032,865.47
General Journal	04/03/2026	885		BILL 04/03...		X	1072 · Bill.c...		238,054.29	794,811.18
General Journal	04/09/2026	883		BILL 04/09...		X	1072 · Bill.c...		248,231.40	546,579.78
Check	04/09/2026	EFT				X	21660 · HS...		5,294.80	541,284.98
Check	04/10/2026	ACH	Nationwide Retir...			X	21800 · Pre...		710.00	540,574.98
Check	04/10/2026	ACH	Nationwide Retir...			X	21800 · Pre...		8,649.73	531,925.25
Check	04/10/2026	ACH	Nationwide Retir...			X	21800 · Pre...		9,083.85	522,841.40
Check	04/10/2026	ACH	Nationwide Retir...			X	21800 · Pre...		16,166.93	506,674.47
Check	04/10/2026	ACH	Nationwide Retir...			X	21800 · Pre...		34,233.88	472,440.59
Check	04/10/2026	ACH	Arizona State R...			X	21725 · Civi...		28,812.56	443,628.03
Check	04/10/2026	ACH	Health Equity			X	21660 · HS...		22,061.28	421,566.75
General Journal	04/10/2026	887				X	5010.1 · Ad...		382,674.38	38,892.37
General Journal	04/10/2026	887				X	5010.1 · Ad...		96,097.54	-57,205.17
Check	04/14/2026	EFT	Bill.com			X	6301 · Com...		512.40	-57,717.57
General Journal	04/16/2026	885		BILL 04/16...		X	1072 · Bill.c...		59,457.63	-117,175.20
Transfer	04/16/2026			Funds Tra...		X	10130 · WF...	207,544.45		90,369.25
Transfer	04/16/2026			Funds Tra...		X	10100 · PC...	900,000.00		990,369.25
General Journal	04/20/2026	886		BILL 04/20...		X	1072 · Bill.c...	171.13		990,540.38
General Journal	04/20/2026	890		BILL 04/20...		X	1072 · Bill.c...	25.00		990,565.38
General Journal	04/20/2026	891		BILL 04/20...		X	1072 · Bill.c...	167.04		990,732.42
Check	04/20/2026	ACH	Nationwide Retir...			X	21800 · Pre...		1,340.90	989,391.52
General Journal	04/23/2026	887		BILL 04/23...		X	1072 · Bill.c...		325,552.84	663,838.68
Check	04/23/2026	EFT				X	21660 · HS...		5,294.80	658,543.88
Check	04/24/2026	ACH	Nationwide Retir...			X	21800 · Pre...		710.00	657,833.88
Check	04/24/2026	ACH	Nationwide Retir...			X	21800 · Pre...		2,196.24	655,637.64
Check	04/24/2026	ACH	Nationwide Retir...			X	21800 · Pre...		8,041.08	647,596.56
Check	04/24/2026	ACH	Nationwide Retir...			X	21800 · Pre...		8,380.28	639,216.28
Check	04/24/2026	ACH	Nationwide Retir...			X	21800 · Pre...		16,166.93	623,049.35
Check	04/24/2026	ACH	Nationwide Retir...			X	21800 · Pre...		32,912.59	590,136.76
Check	04/24/2026	ACH	Arizona State R...			X	21725 · Civi...		27,105.86	563,030.90
Check	04/24/2026	ACH	Health Equity			X	21660 · HS...		22,761.28	540,269.62
General Journal	04/24/2026	887				X	5010.1 · Ad...		352,213.18	188,056.44
General Journal	04/24/2026	887				X	5010.1 · Ad...		85,776.26	102,280.18
General Journal	04/29/2026	889		BILL 04/29...		X	1072 · Bill.c...		1,040.46	101,239.72
Bill Pmt -Check	04/29/2026	ACH	Chase Cardme...	Chase Apri...		X	20000 · Acc...		14,694.55	86,545.17
Transfer	04/30/2026			Funds Tra...		X	10130 · WF...	159,602.96		246,148.13
Transfer	04/30/2026			Funds Tra...		X	10100 · PC...	1,100,000.00		1,346,148.13
Total 10150 · WF Payroll Account 100								3,400,376.05	2,054,227.92	1,346,148.13
10200 · PCT Capital Fund 200										
General Journal	04/30/2026	880		To Record ...		X	4250 · Inter...	4,296.58		4,296.58
Total 10200 · PCT Capital Fund 200								4,296.58	0.00	4,296.58

Superstition Fire & Medical District Transaction Detail by Account April 2026

Type	Date	Num	Name	Memo	Class	Clr	Split	Debit	Credit	Balance
10400 · PCT Special Fund 400										
Deposit	04/08/2026			Deposit		X	-SPLIT-	1,600.00		1,600.00
General Journal	04/30/2026	879		To Record ...		X	4250 · Inter...	627.69		2,227.69
Total 10400 · PCT Special Fund 400								2,227.69	0.00	2,227.69
10500 · PCT Debt Service Principal 500										
General Journal	04/30/2026	878		To Record ...		X	4010 · Prop...	42,441.60		42,441.60
Total 10500 · PCT Debt Service Principal 500								42,441.60	0.00	42,441.60
10600 · PCT Debt Service Interest 600										
General Journal	04/30/2026	861		To Record ...		X	4010 · Prop...	2,307.60		2,307.60
Total 10600 · PCT Debt Service Interest 600								2,307.60	0.00	2,307.60
10700 · PCT Contingency Fund 700										
General Journal	04/30/2026	876		To Record ...		X	4250 · Inter...	6,435.28		6,435.28
Total 10700 · PCT Contingency Fund 700								6,435.28	0.00	6,435.28
10800 · PCT GO Bond Proceeds 2026 800										
General Journal	04/01/2026	883			300 - B...	X	27001 · 202...	16,900,000.00		16,900,000.00
Check	04/17/2026	WIRE	Rebel Strike, LLC			X	8100 · Capit...		572,750.00	16,327,250.00
Check	04/17/2026	WIRE	Hughes Fire Eq...			X	8100 · Capit...		4,221,935.15	12,105,314.85
Total 10800 · PCT GO Bond Proceeds 2026 800								16,900,000.00	4,794,685.15	12,105,314.85
10900 · PCT GO Interest Series 2026 900										
General Journal	04/30/2026	884			300 - B...	X	4250 · Inter...	4,470.36		4,470.36
Total 10900 · PCT GO Interest Series 2026 900								4,470.36	0.00	4,470.36
1072 · Bill.com Money Out Clearing										
Bill Pmt -Check	04/03/2026	Bill.c...	Healthcare Medi...	https://app...			20000 · Acc...		54.82	-54.82
Bill Pmt -Check	04/03/2026	Bill.c...	Jonoco, LLC	https://app...			20000 · Acc...	1,400.00		-1,454.82
Bill Pmt -Check	04/03/2026	Bill.c...	San Tan Auto P...	https://app...			20000 · Acc...	327.79		-1,782.61
Bill Pmt -Check	04/03/2026	Bill.c...	Support Paymen...	https://app...			20000 · Acc...	1,978.59		-3,761.20
Bill Pmt -Check	04/03/2026	Bill.c...	McNeil & Comp...	https://app...			20000 · Acc...	90,612.50		-94,373.70
Bill Pmt -Check	04/03/2026	Bill.c...	Freightliner Of A...	https://app...			20000 · Acc...	13.35		-94,387.05
Bill Pmt -Check	04/03/2026	Bill.c...	Bud's Bulk Ice S...	https://app...			20000 · Acc...	330.48		-94,717.53
Bill Pmt -Check	04/03/2026	Bill.c...	Salt River Project	https://app...			20000 · Acc...	6,300.32		-101,017.85
Bill Pmt -Check	04/03/2026	Bill.c...	O'Reilly Automot...	https://app...			20000 · Acc...	763.68		-101,781.53
Bill Pmt -Check	04/03/2026	Bill.c...	Mediacom	https://app...			20000 · Acc...	390.46		-102,171.99
Bill Pmt -Check	04/03/2026	Bill.c...	Vessel Homes S...	https://app...			20000 · Acc...	1,683.08		-103,855.07
Bill Pmt -Check	04/03/2026	Bill.c...	Gecko Service P...	https://app...			20000 · Acc...	518.00		-104,373.07
Bill Pmt -Check	04/03/2026	Bill.c...	Magic Pest Cont...	https://app...			20000 · Acc...	500.00		-104,873.07
Bill Pmt -Check	04/03/2026	Bill.c...	Bound Tree Med...	https://app...			20000 · Acc...	921.78		-105,794.85
Bill Pmt -Check	04/03/2026	Bill.c...	Gecko Service P...	https://app...			20000 · Acc...	518.00		-106,312.85
Bill Pmt -Check	04/03/2026	Bill.c...	Bound Tree Med...	https://app...			20000 · Acc...	1,011.99		-107,324.84
Bill Pmt -Check	04/03/2026	Bill.c...	Gecko Service P...	https://app...			20000 · Acc...	518.00		-107,842.84
Bill Pmt -Check	04/03/2026	Bill.c...	Robert Horne Ford	https://app...			20000 · Acc...	40.45		-107,883.29

Superstition Fire & Medical District Transaction Detail by Account April 2026

Type	Date	Num	Name	Memo	Class	Clr	Split	Debit	Credit	Balance
Bill Pmt -Check	04/03/2026	Bill.c...	Robert Horne Ford	https://app...			20000 · Acc...		296.42	-108,179.71
Bill Pmt -Check	04/03/2026	Bill.c...	O'Reilly Automot...	https://app...			20000 · Acc...		5.44	-108,185.15
Bill Pmt -Check	04/03/2026	Bill.c...	Jonoco, LLC	https://app...			20000 · Acc...		1,700.00	-109,885.15
Bill Pmt -Check	04/03/2026	Bill.c...	O'Reilly Automot...	https://app...			20000 · Acc...		16.40	-109,901.55
Bill Pmt -Check	04/03/2026	Bill.c...	Bud's Bulk Ice S...	https://app...			20000 · Acc...		461.40	-110,362.95
Bill Pmt -Check	04/03/2026	Bill.c...	Michelle Klemes...	https://app...			20000 · Acc...		350.00	-110,712.95
Bill Pmt -Check	04/03/2026	Bill.c...	Healthcare Medi...	https://app...			20000 · Acc...		54.82	-110,767.77
Bill Pmt -Check	04/03/2026	Bill.c...	Municipal Emerg...	https://app...			20000 · Acc...		2,251.79	-113,019.56
Bill Pmt -Check	04/03/2026	Bill.c...	Arizona Water C...	https://app...			20000 · Acc...		53.74	-113,073.30
Bill Pmt -Check	04/03/2026	Bill.c...	San Tan Auto P...	https://app...			20000 · Acc...		327.79	-113,401.09
Bill Pmt -Check	04/03/2026	Bill.c...	Vessel Homes S...	https://app...			20000 · Acc...		420.00	-113,821.09
Bill Pmt -Check	04/03/2026	Bill.c...	Gecko Service P...	https://app...			20000 · Acc...		518.00	-114,339.09
Bill Pmt -Check	04/03/2026	Bill.c...	AT& T Mobility	https://app...			20000 · Acc...		5,321.54	-119,660.63
Bill Pmt -Check	04/03/2026	Bill.c...	Mediacom	https://app...			20000 · Acc...		5,500.00	-125,160.63
Bill Pmt -Check	04/03/2026	Bill.c...	Jonoco, LLC	https://app...			20000 · Acc...		1,250.00	-126,410.63
Bill Pmt -Check	04/03/2026	Bill.c...	Healthcare Medi...	https://app...			20000 · Acc...		54.82	-126,465.45
Bill Pmt -Check	04/03/2026	Bill.c...	Advanced Data ...	https://app...			20000 · Acc...		19,076.92	-145,542.37
Bill Pmt -Check	04/03/2026	Bill.c...	Bound Tree Med...	https://app...			20000 · Acc...		2,816.98	-148,359.35
Bill Pmt -Check	04/03/2026	Bill.c...	Jonoco, LLC	https://app...			20000 · Acc...		1,700.00	-150,059.35
Bill Pmt -Check	04/03/2026	Bill.c...	Gecko Service P...	https://app...			20000 · Acc...		518.00	-150,577.35
Bill Pmt -Check	04/03/2026	Bill.c...	Gecko Service P...	https://app...			20000 · Acc...		1,757.00	-152,334.35
Bill Pmt -Check	04/03/2026	Bill.c...	Arizona Water C...	https://app...			20000 · Acc...		316.06	-152,650.41
Bill Pmt -Check	04/03/2026	Bill.c...	Freightliner Of A...	https://app...			20000 · Acc...		152.26	-152,802.67
Bill Pmt -Check	04/03/2026	Bill.c...	Gecko Service P...	https://app...			20000 · Acc...		518.00	-153,320.67
Bill Pmt -Check	04/03/2026	Bill.c...	Stryker Sales, L...	https://app...			20000 · Acc...		37,489.50	-190,810.17
Bill Pmt -Check	04/03/2026	Bill.c...	Bud's Bulk Ice S...	https://app...			20000 · Acc...		505.04	-191,315.21
Bill Pmt -Check	04/03/2026	Bill.c...	W.W.Williams P...	https://app...			20000 · Acc...		4,335.28	-195,650.49
Bill Pmt -Check	04/03/2026	Bill.c...	Fire Department...	https://app...			20000 · Acc...		1,177.00	-196,827.49
Bill Pmt -Check	04/03/2026	Bill.c...	Standard Insura...	https://app...			20000 · Acc...		6,285.26	-203,112.75
Bill Pmt -Check	04/03/2026	Bill.c...	United Fire Equi...	https://app...			20000 · Acc...		352.35	-203,465.10
Bill Pmt -Check	04/03/2026	Bill.c...	Apache Junction...	https://app...			20000 · Acc...		269.95	-203,735.05
Bill Pmt -Check	04/03/2026	Bill.c...	Freightliner Of A...	https://app...			20000 · Acc...		74.54	-203,809.59
Bill Pmt -Check	04/03/2026	Bill.c...	L.N. Curtis & Sons	https://app...			20000 · Acc...		140.97	-203,950.56
Bill Pmt -Check	04/03/2026	Bill.c...	Healthcare Medi...	https://app...			20000 · Acc...		54.82	-204,005.38
Bill Pmt -Check	04/03/2026	Bill.c...	Healthcare Medi...	https://app...			20000 · Acc...		54.82	-204,060.20
Bill Pmt -Check	04/03/2026	Bill.c...	San Tan Auto P...	https://app...			20000 · Acc...		130.69	-204,190.89
Bill Pmt -Check	04/03/2026	Bill.c...	Vessel Homes S...	https://app...			20000 · Acc...		710.00	-204,900.89
Bill Pmt -Check	04/03/2026	Bill.c...	Bound Tree Med...	https://app...			20000 · Acc...		2,210.40	-207,111.29
General Journal	04/03/2026	885		BILL 04/03...			10150 · WF...	238,054.29		30,943.00
Bill Pmt -Check	04/03/2026	Bill.c...	Arizona Secretar...	https://app...			20000 · Acc...		43.00	30,900.00
Bill Pmt -Check	04/03/2026	Bill.c...	Perlman Archite...	https://app...			20000 · Acc...		30,900.00	0.00
Bill Pmt -Check	04/09/2026	Bill.c...	W.W.Williams P...	https://app...			20000 · Acc...		382.03	-382.03
Bill Pmt -Check	04/09/2026	Bill.c...	Prudential Over...	https://app...			20000 · Acc...		1,788.56	-2,170.59
Bill Pmt -Check	04/09/2026	Bill.c...	BPCWS, PLLC	https://app...			20000 · Acc...		1,777.50	-3,948.09
Bill Pmt -Check	04/09/2026	Bill.c...	Healthcare Medi...	https://app...			20000 · Acc...		74.82	-4,022.91
Bill Pmt -Check	04/09/2026	Bill.c...	Hughes Fire Eq...	https://app...			20000 · Acc...		471.21	-4,494.12
Bill Pmt -Check	04/09/2026	Bill.c...	7710 Insurance ...	https://app...			20000 · Acc...		43,040.98	-47,535.10
Bill Pmt -Check	04/09/2026	Bill.c...	United Fire Equi...	https://app...			20000 · Acc...		327.60	-47,862.70
Bill Pmt -Check	04/09/2026	Bill.c...	Republic Servic...	https://app...			20000 · Acc...		432.72	-48,295.42
Bill Pmt -Check	04/09/2026	Bill.c...	Boyetts Family ...	https://app...			20000 · Acc...		104.03	-48,399.45

Superstition Fire & Medical District Transaction Detail by Account April 2026

Type	Date	Num	Name	Memo	Class	Clr	Split	Debit	Credit	Balance
Bill Pmt -Check	04/09/2026	Bill.c...	San Tan Auto P...	https://app...			20000 · Acc...		127.19	-48,526.64
Bill Pmt -Check	04/09/2026	Bill.c...	Ruggiero's Ace ...	https://app...			20000 · Acc...		52.96	-48,579.60
Bill Pmt -Check	04/09/2026	Bill.c...	Boyetts Family ...	https://app...			20000 · Acc...		71.49	-48,651.09
Bill Pmt -Check	04/09/2026	Bill.c...	Hughes Fire Eq...	https://app...			20000 · Acc...		233.15	-48,884.24
Bill Pmt -Check	04/09/2026	Bill.c...	United Fire Equi...	https://app...			20000 · Acc...		508.11	-49,392.35
Bill Pmt -Check	04/09/2026	Bill.c...	Southwest Gas ...	https://app...			20000 · Acc...		52.13	-49,444.48
Bill Pmt -Check	04/09/2026	Bill.c...	O'Reilly Automot...	https://app...			20000 · Acc...		91.38	-49,535.86
Bill Pmt -Check	04/09/2026	Bill.c...	Ruggiero's Ace ...	https://app...			20000 · Acc...		80.89	-49,616.75
Bill Pmt -Check	04/09/2026	Bill.c...	Jonoco, LLC	https://app...			20000 · Acc...		225.00	-49,841.75
Bill Pmt -Check	04/09/2026	Bill.c...	Ruggiero's Ace ...	https://app...			20000 · Acc...		26.48	-49,868.23
Bill Pmt -Check	04/09/2026	Bill.c...	City of Mesa	https://app...			20000 · Acc...	25,497.48		-75,365.71
Bill Pmt -Check	04/09/2026	Bill.c...	United Fire Equi...	https://app...			20000 · Acc...	222.79		-75,588.50
Bill Pmt -Check	04/09/2026	Bill.c...	Boyetts Family ...	https://app...			20000 · Acc...	71.49		-75,659.99
Bill Pmt -Check	04/09/2026	Bill.c...	Boyetts Family ...	https://app...			20000 · Acc...	109.09		-75,769.08
Bill Pmt -Check	04/09/2026	Bill.c...	Healthcare Medi...	https://app...			20000 · Acc...	74.82		-75,843.90
Bill Pmt -Check	04/09/2026	Bill.c...	Vital Records C...	https://app...			20000 · Acc...	107.95		-75,951.85
Bill Pmt -Check	04/09/2026	Bill.c...	Ruggiero's Ace ...	https://app...			20000 · Acc...	46.88		-75,998.73
Bill Pmt -Check	04/09/2026	Bill.c...	Ruggiero's Ace ...	https://app...			20000 · Acc...	17.66		-76,016.39
Bill Pmt -Check	04/09/2026	Bill.c...	BPCWS, PLLC	https://app...			20000 · Acc...	1,920.00		-77,936.39
Bill Pmt -Check	04/09/2026	Bill.c...	O'Reilly Automot...	https://app...			20000 · Acc...	23.77		-77,960.16
Bill Pmt -Check	04/09/2026	Bill.c...	Casey R Solem ...	https://app...			20000 · Acc...	10,000.00		-87,960.16
Bill Pmt -Check	04/09/2026	Bill.c...	Southern Tire M...	https://app...			20000 · Acc...	1,683.81		-89,643.97
Bill Pmt -Check	04/09/2026	Bill.c...	Southwest Grou...	https://app...			20000 · Acc...	400.00		-90,043.97
Bill Pmt -Check	04/09/2026	Bill.c...	Boyetts Family ...	https://app...			20000 · Acc...	73.09		-90,117.06
Bill Pmt -Check	04/09/2026	Bill.c...	Arizona PPE Re...	https://app...			20000 · Acc...	489.00		-90,606.06
Bill Pmt -Check	04/09/2026	Bill.c...	Superstition Saf...	https://app...			20000 · Acc...	210.00		-90,816.06
Bill Pmt -Check	04/09/2026	Bill.c...	Southwest Gas ...	https://app...			20000 · Acc...	121.88		-90,937.94
Bill Pmt -Check	04/09/2026	Bill.c...	MPAKS Solution...	https://app...			20000 · Acc...	323.11		-91,261.05
Bill Pmt -Check	04/09/2026	Bill.c...	Above and Beyo...	https://app...			20000 · Acc...	792.73		-92,053.78
Bill Pmt -Check	04/09/2026	Bill.c...	United Fire Equi...	https://app...			20000 · Acc...	53.50		-92,107.28
Bill Pmt -Check	04/09/2026	Bill.c...	CenturyLink	https://app...			20000 · Acc...	342.87		-92,450.15
Bill Pmt -Check	04/09/2026	Bill.c...	Boyetts Family ...	https://app...			20000 · Acc...	36.00		-92,486.15
Bill Pmt -Check	04/09/2026	Bill.c...	Freightliner Of A...	https://app...			20000 · Acc...	389.49		-92,875.64
Bill Pmt -Check	04/09/2026	Bill.c...	James Vincent ...	https://app...			20000 · Acc...	5,100.00		-97,975.64
Bill Pmt -Check	04/09/2026	Bill.c...	Wex Bank, Inc.	https://app...			20000 · Acc...	5,589.47		-103,565.11
Bill Pmt -Check	04/09/2026	Bill.c...	Southwest Gas ...	https://app...			20000 · Acc...	83.16		-103,648.27
Bill Pmt -Check	04/09/2026	Bill.c...	O'Reilly Automot...	https://app...			20000 · Acc...	258.83		-103,907.10
Bill Pmt -Check	04/09/2026	Bill.c...	Ruggiero's Ace ...	https://app...			20000 · Acc...	28.42		-103,935.52
Bill Pmt -Check	04/09/2026	Bill.c...	Ruggiero's Ace ...	https://app...			20000 · Acc...	117.76		-104,053.28
Bill Pmt -Check	04/09/2026	Bill.c...	PNC Equipment ...	https://app...			20000 · Acc...	142,161.57		-246,214.85
Bill Pmt -Check	04/09/2026	Bill.c...	Ruggiero's Ace ...	https://app...			20000 · Acc...	39.27		-246,254.12
Bill Pmt -Check	04/09/2026	Bill.c...	O'Reilly Automot...	https://app...			20000 · Acc...	144.76		-246,398.88
Bill Pmt -Check	04/09/2026	Bill.c...	Hawkeye Engra...	https://app...			20000 · Acc...	103.85		-246,502.73
Bill Pmt -Check	04/09/2026	Bill.c...	Prophet Network...	https://app...			20000 · Acc...	138.20		-246,640.93
Bill Pmt -Check	04/09/2026	Bill.c...	Boyetts Family ...	https://app...			20000 · Acc...	109.09		-246,750.02
Bill Pmt -Check	04/09/2026	Bill.c...	Double Duo Jani...	https://app...			20000 · Acc...	280.00		-247,030.02
Bill Pmt -Check	04/09/2026	Bill.c...	Healthcare Medi...	https://app...			20000 · Acc...	74.82		-247,104.84
Bill Pmt -Check	04/09/2026	Bill.c...	Aetna Behaviora...	https://app...			20000 · Acc...	1,090.56		-248,195.40
Bill Pmt -Check	04/09/2026	Bill.c...	Boyetts Family ...	https://app...			20000 · Acc...	36.00		-248,231.40
General Journal	04/09/2026	883		BILL 04/09...			10150 · WF...	248,231.40		0.00

Superstition Fire & Medical District Transaction Detail by Account April 2026

Type	Date	Num	Name	Memo	Class	Clr	Split	Debit	Credit	Balance
Bill Pmt -Check	04/16/2026	Bill.c...	Empire Southwe...	https://app...			20000 · Acc...		272.75	-272.75
Bill Pmt -Check	04/16/2026	Bill.c...	Wist Supply & E...	https://app...			20000 · Acc...		676.91	-949.66
Bill Pmt -Check	04/16/2026	Bill.c...	Apache Junction...	https://app...			20000 · Acc...		4,500.00	-5,449.66
Bill Pmt -Check	04/16/2026	Bill.c...	United Fire Equi...	https://app...			20000 · Acc...		174.38	-5,624.04
Bill Pmt -Check	04/16/2026	Bill.c...	United Fire Equi...	https://app...			20000 · Acc...		361.48	-5,985.52
Bill Pmt -Check	04/16/2026	Bill.c...	Bound Tree Med...	https://app...			20000 · Acc...		505.03	-6,490.55
Bill Pmt -Check	04/16/2026	Bill.c...	Bound Tree Med...	https://app...			20000 · Acc...		273.17	-6,763.72
Bill Pmt -Check	04/16/2026	Bill.c...	United Fire Equi...	https://app...			20000 · Acc...		298.69	-7,062.41
Bill Pmt -Check	04/16/2026	Bill.c...	United Fire Equi...	https://app...			20000 · Acc...		297.22	-7,359.63
Bill Pmt -Check	04/16/2026	Bill.c...	A-1 Auto & Muffl...	https://app...			20000 · Acc...		60.00	-7,419.63
Bill Pmt -Check	04/16/2026	Bill.c...	Wist Supply & E...	https://app...			20000 · Acc...		153.21	-7,572.84
Bill Pmt -Check	04/16/2026	Bill.c...	United Fire Equi...	https://app...			20000 · Acc...		219.73	-7,792.57
Bill Pmt -Check	04/16/2026	Bill.c...	Bound Tree Med...	https://app...			20000 · Acc...		937.53	-8,730.10
Bill Pmt -Check	04/16/2026	Bill.c...	United Fire Equi...	https://app...			20000 · Acc...		583.42	-9,313.52
Bill Pmt -Check	04/16/2026	Bill.c...	United Fire Equi...	https://app...			20000 · Acc...		4.32	-9,317.84
Bill Pmt -Check	04/16/2026	Bill.c...	City of Mesa	https://app...			20000 · Acc...		1,194.00	-10,511.84
Bill Pmt -Check	04/16/2026	Bill.c...	United Fire Equi...	https://app...			20000 · Acc...		459.08	-10,970.92
Bill Pmt -Check	04/16/2026	Bill.c...	United Fire Equi...	https://app...			20000 · Acc...		117.81	-11,088.73
Bill Pmt -Check	04/16/2026	Bill.c...	The Preplanners...	https://app...			20000 · Acc...		600.00	-11,688.73
Bill Pmt -Check	04/16/2026	Bill.c...	United Fire Equi...	https://app...			20000 · Acc...		18.81	-11,707.54
Bill Pmt -Check	04/16/2026	Bill.c...	Colby Welding &...	https://app...			20000 · Acc...		232.64	-11,940.18
Bill Pmt -Check	04/16/2026	Bill.c...	Liberty Utilities AZ	https://app...			20000 · Acc...		68.31	-12,008.49
Bill Pmt -Check	04/16/2026	Bill.c...	Wist Supply & E...	https://app...			20000 · Acc...		664.48	-12,672.97
Bill Pmt -Check	04/16/2026	Bill.c...	Pitney Bowes Inc	https://app...			20000 · Acc...		187.64	-12,860.61
Bill Pmt -Check	04/16/2026	Bill.c...	United Fire Equi...	https://app...			20000 · Acc...		682.56	-13,543.17
Bill Pmt -Check	04/16/2026	Bill.c...	United Fire Equi...	https://app...			20000 · Acc...		9.40	-13,552.57
Bill Pmt -Check	04/16/2026	Bill.c...	Bound Tree Med...	https://app...			20000 · Acc...		2,973.77	-16,526.34
Bill Pmt -Check	04/16/2026	Bill.c...	Vessel Homes S...	https://app...			20000 · Acc...		14,997.18	-31,523.52
Bill Pmt -Check	04/16/2026	Bill.c...	O'Reilly Automot...	https://app...			20000 · Acc...		458.41	-31,981.93
Bill Pmt -Check	04/16/2026	Bill.c...	Gecko Service P...	https://app...			20000 · Acc...		976.00	-32,957.93
Bill Pmt -Check	04/16/2026	Bill.c...	Verizon Wireles...	https://app...			20000 · Acc...		1,998.98	-34,956.91
Bill Pmt -Check	04/16/2026	Bill.c...	Bound Tree Med...	https://app...			20000 · Acc...		1,749.35	-36,706.26
Bill Pmt -Check	04/16/2026	Bill.c...	Wist Supply & E...	https://app...			20000 · Acc...		1,153.55	-37,859.81
Bill Pmt -Check	04/16/2026	Bill.c...	Rayna Does Ph...	https://app...			20000 · Acc...		3,000.00	-40,859.81
Bill Pmt -Check	04/16/2026	Bill.c...	United Fire Equi...	https://app...			20000 · Acc...		592.14	-41,451.95
Bill Pmt -Check	04/16/2026	Bill.c...	Pioneer Distribut...	https://app...			20000 · Acc...		582.63	-42,034.58
Bill Pmt -Check	04/16/2026	Bill.c...	Liberty Utilities AZ	https://app...			20000 · Acc...		47.82	-42,082.40
Bill Pmt -Check	04/16/2026	Bill.c...	United Fire Equi...	https://app...			20000 · Acc...		474.19	-42,556.59
Bill Pmt -Check	04/16/2026	Bill.c...	Bound Tree Med...	https://app...			20000 · Acc...		137.40	-42,693.99
Bill Pmt -Check	04/16/2026	Bill.c...	Wist Supply & E...	https://app...			20000 · Acc...		868.81	-43,562.80
Bill Pmt -Check	04/16/2026	Bill.c...	Gecko Service P...	https://app...			20000 · Acc...		1,053.92	-44,616.72
Bill Pmt -Check	04/16/2026	Bill.c...	OTOB Services	https://app...			20000 · Acc...		3,300.00	-47,916.72
Bill Pmt -Check	04/16/2026	Bill.c...	Bound Tree Med...	https://app...			20000 · Acc...		519.56	-48,436.28
Bill Pmt -Check	04/16/2026	Bill.c...	United Fire Equi...	https://app...			20000 · Acc...		417.11	-48,853.39
Bill Pmt -Check	04/16/2026	Bill.c...	Gecko Service P...	https://app...			20000 · Acc...		391.50	-49,244.89
Bill Pmt -Check	04/16/2026	Bill.c...	Support Paymen...	https://app...			20000 · Acc...		1,978.59	-51,223.48
Bill Pmt -Check	04/16/2026	Bill.c...	Healthcare Medi...	https://app...			20000 · Acc...		74.82	-51,298.30
Bill Pmt -Check	04/16/2026	Bill.c...	Wist Supply & E...	https://app...			20000 · Acc...		194.03	-51,492.33
Bill Pmt -Check	04/16/2026	Bill.c...	Bound Tree Med...	https://app...			20000 · Acc...		840.26	-52,332.59
Bill Pmt -Check	04/16/2026	Bill.c...	Wist Supply & E...	https://app...			20000 · Acc...		963.09	-53,295.68

Superstition Fire & Medical District Transaction Detail by Account April 2026

Type	Date	Num	Name	Memo	Class	Clr	Split	Debit	Credit	Balance
Bill Pmt -Check	04/16/2026	Bill.c...	Professional Sal...	https://app...			20000 · Acc...		3,506.94	-56,802.62
Bill Pmt -Check	04/16/2026	Bill.c...	Bound Tree Med...	https://app...			20000 · Acc...		57.71	-56,860.33
Bill Pmt -Check	04/16/2026	Bill.c...	United Fire Equi...	https://app...			20000 · Acc...		172.74	-57,033.07
Bill Pmt -Check	04/16/2026	Bill.c...	O'Reilly Automot...	https://app...			20000 · Acc...		243.79	-57,276.86
Bill Pmt -Check	04/16/2026	Bill.c...	Bound Tree Med...	https://app...			20000 · Acc...		2,180.77	-59,457.63
General Journal	04/16/2026	885		BILL 04/16...			10150 · WF...	59,457.63		0.00
General Journal	04/20/2026	886		BILL 04/20...			10150 · WF...		171.13	-171.13
General Journal	04/20/2026	890		BILL 04/20...			10150 · WF...		25.00	-196.13
General Journal	04/20/2026	891		BILL 04/20...			10150 · WF...		167.04	-363.17
Bill Pmt -Check	04/23/2026	Bill.c...	United Fire Equi...	https://app...			20000 · Acc...		179.95	-543.12
Bill Pmt -Check	04/23/2026	Bill.c...	United Fire Equi...	https://app...			20000 · Acc...		230.90	-774.02
Bill Pmt -Check	04/23/2026	Bill.c...	United Fire Equi...	https://app...			20000 · Acc...		166.40	-940.42
Bill Pmt -Check	04/23/2026	Bill.c...	Dan Elliot	https://app...			20000 · Acc...		1,501.20	-2,441.62
Bill Pmt -Check	04/23/2026	Bill.c...	Kno2	https://app...			20000 · Acc...		1,745.60	-4,187.22
Bill Pmt -Check	04/23/2026	Bill.c...	Wist Supply & E...	https://app...			20000 · Acc...		29.53	-4,216.75
Bill Pmt -Check	04/23/2026	Bill.c...	O'Reilly Automot...	https://app...			20000 · Acc...		207.07	-4,423.82
Bill Pmt -Check	04/23/2026	Bill.c...	Ginco Plumbing ...	https://app...			20000 · Acc...		471.98	-4,895.80
Bill Pmt -Check	04/23/2026	Bill.c...	IAFF Health & ...	https://app...			20000 · Acc...		163,293.76	-168,189.56
Bill Pmt -Check	04/23/2026	Bill.c...	Wist Supply & E...	https://app...			20000 · Acc...		180.35	-168,369.91
Bill Pmt -Check	04/23/2026	Bill.c...	ARIZONA PHYS...	https://app...			20000 · Acc...		96.06	-168,465.97
Bill Pmt -Check	04/23/2026	Bill.c...	DEVOTED HEA...	https://app...			20000 · Acc...		247.89	-168,713.86
Bill Pmt -Check	04/23/2026	Bill.c...	Arizona Fire Dist...	https://app...			20000 · Acc...		5,000.00	-173,713.86
Bill Pmt -Check	04/23/2026	Bill.c...	UKG Inc	https://app...			20000 · Acc...		224.57	-173,938.43
Bill Pmt -Check	04/23/2026	Bill.c...	Bound Tree Med...	https://app...			20000 · Acc...		340.37	-174,278.80
Bill Pmt -Check	04/23/2026	Bill.c...	Freightliner Of A...	https://app...			20000 · Acc...		278.11	-174,556.91
Bill Pmt -Check	04/23/2026	Bill.c...	GREAT WEST ...	https://app...			20000 · Acc...		156.34	-174,713.25
Bill Pmt -Check	04/23/2026	Bill.c...	Toshiba Americ...	https://app...			20000 · Acc...		84.01	-174,797.26
Bill Pmt -Check	04/23/2026	Bill.c...	United Fire Equi...	https://app...			20000 · Acc...		33.01	-174,830.27
Bill Pmt -Check	04/23/2026	Bill.c...	Galloway Asset ...	https://app...			20000 · Acc...		3,600.00	-178,430.27
Bill Pmt -Check	04/23/2026	Bill.c...	Arizona PPE Re...	https://app...			20000 · Acc...		450.00	-178,880.27
Bill Pmt -Check	04/23/2026	Bill.c...	United Fire Equi...	https://app...			20000 · Acc...		497.67	-179,377.94
Bill Pmt -Check	04/23/2026	Bill.c...	Bound Tree Med...	https://app...			20000 · Acc...		3,600.04	-182,977.98
Bill Pmt -Check	04/23/2026	Bill.c...	Jaci L Gilbertson	https://app...			20000 · Acc...		160.00	-183,137.98
Bill Pmt -Check	04/23/2026	Bill.c...	Bound Tree Med...	https://app...			20000 · Acc...		559.36	-183,697.34
Bill Pmt -Check	04/23/2026	Bill.c...	Apache Junction...	https://app...			20000 · Acc...		261.56	-183,958.90
Bill Pmt -Check	04/23/2026	Bill.c...	Under the Shield...	https://app...			20000 · Acc...		1,000.00	-184,958.90
Bill Pmt -Check	04/23/2026	Bill.c...	City of Mesa	https://app...			20000 · Acc...		59,693.60	-244,652.50
Bill Pmt -Check	04/23/2026	Bill.c...	Apache Junction...	https://app...			20000 · Acc...		80.86	-244,733.36
Bill Pmt -Check	04/23/2026	Bill.c...	United Fire Equi...	https://app...			20000 · Acc...		798.72	-245,532.08
Bill Pmt -Check	04/23/2026	Bill.c...	United Fire Equi...	https://app...			20000 · Acc...		263.40	-245,795.48
Bill Pmt -Check	04/23/2026	Bill.c...	Katherine Weat...	https://app...			20000 · Acc...		175.00	-245,970.48
Bill Pmt -Check	04/23/2026	Bill.c...	DONNA R PRIC...	https://app...			20000 · Acc...		10.00	-245,980.48
Bill Pmt -Check	04/23/2026	Bill.c...	Wist Supply & E...	https://app...			20000 · Acc...		52.49	-246,032.97
Bill Pmt -Check	04/23/2026	Bill.c...	Salt River Pima...	https://app...			20000 · Acc...		5,500.00	-251,532.97
Bill Pmt -Check	04/23/2026	Bill.c...	United Fire Equi...	https://app...			20000 · Acc...		32.18	-251,565.15
Bill Pmt -Check	04/23/2026	Bill.c...	United Fire Equi...	https://app...			20000 · Acc...		16.54	-251,581.69
Bill Pmt -Check	04/23/2026	Bill.c...	Apache Junction...	https://app...			20000 · Acc...		65.84	-251,647.53
Bill Pmt -Check	04/23/2026	Bill.c...	RWC Internation...	https://app...			20000 · Acc...		70.69	-251,718.22
Bill Pmt -Check	04/23/2026	Bill.c...	San Tan Auto P...	https://app...			20000 · Acc...		67.35	-251,785.57
Bill Pmt -Check	04/23/2026	Bill.c...	United Fire Equi...	https://app...			20000 · Acc...		648.92	-252,434.49

Superstition Fire & Medical District Transaction Detail by Account April 2026

Type	Date	Num	Name	Memo	Class	Clr	Split	Debit	Credit	Balance
Bill Pmt -Check	04/23/2026	Bill.c...	Freightliner Of A...	https://app...			20000 · Acc...		169.21	-252,603.70
Bill Pmt -Check	04/23/2026	Bill.c...	Arizona PPE Re...	https://app...			20000 · Acc...		1,350.00	-253,953.70
Bill Pmt -Check	04/23/2026	Bill.c...	O'Reilly Automot...	https://app...			20000 · Acc...		51.86	-254,005.56
Bill Pmt -Check	04/23/2026	Bill.c...	TRICARE FOR ...	https://app...			20000 · Acc...		7.65	-254,013.21
Bill Pmt -Check	04/23/2026	Bill.c...	O'Reilly Automot...	https://app...			20000 · Acc...		14.72	-254,027.93
Bill Pmt -Check	04/23/2026	Bill.c...	Edward J Lacko...	https://app...			20000 · Acc...		240.00	-254,267.93
Bill Pmt -Check	04/23/2026	Bill.c...	OPTUM	https://app...			20000 · Acc...		481.76	-254,749.69
Bill Pmt -Check	04/23/2026	Bill.c...	United Fire Equi...	https://app...			20000 · Acc...		454.93	-255,204.62
Bill Pmt -Check	04/23/2026	Bill.c...	Mohawk Automot...	https://app...			20000 · Acc...		690.00	-255,894.62
Bill Pmt -Check	04/23/2026	Bill.c...	Bound Tree Med...	https://app...			20000 · Acc...		916.59	-256,811.21
Bill Pmt -Check	04/23/2026	Bill.c...	Delta Dental Ins...	https://app...			20000 · Acc...		7,029.67	-263,840.88
Bill Pmt -Check	04/23/2026	Bill.c...	United Fire Equi...	https://app...			20000 · Acc...		149.64	-263,990.52
Bill Pmt -Check	04/23/2026	Bill.c...	James Vincent ...	https://app...			20000 · Acc...		15,000.00	-278,990.52
Bill Pmt -Check	04/23/2026	Bill.c...	Colby Welding &...	https://app...			20000 · Acc...		232.64	-279,223.16
Bill Pmt -Check	04/23/2026	Bill.c...	Ginco Plumbing ...	https://app...			20000 · Acc...		557.43	-279,780.59
Bill Pmt -Check	04/23/2026	Bill.c...	Bound Tree Med...	https://app...			20000 · Acc...		309.06	-280,089.65
Bill Pmt -Check	04/23/2026	Bill.c...	Jan L Taber	https://app...			20000 · Acc...		307.54	-280,397.19
Bill Pmt -Check	04/23/2026	Bill.c...	relevant Digital ...	https://app...			20000 · Acc...		99.00	-280,496.19
Bill Pmt -Check	04/23/2026	Bill.c...	Bound Tree Med...	https://app...			20000 · Acc...		807.19	-281,303.38
Bill Pmt -Check	04/23/2026	Bill.c...	Wist Supply & E...	https://app...			20000 · Acc...		112.63	-281,416.01
Bill Pmt -Check	04/23/2026	Bill.c...	Freightliner Of A...	https://app...			20000 · Acc...		5,736.72	-287,152.73
Bill Pmt -Check	04/23/2026	Bill.c...	Wist Supply & E...	https://app...			20000 · Acc...		52.49	-287,205.22
Bill Pmt -Check	04/23/2026	Bill.c...	Bound Tree Med...	https://app...			20000 · Acc...		4.69	-287,209.91
Bill Pmt -Check	04/23/2026	Bill.c...	Prophet Network...	https://app...			20000 · Acc...		4,002.55	-291,212.46
Bill Pmt -Check	04/23/2026	Bill.c...	City of Apache J...	https://app...			20000 · Acc...		15,391.85	-306,604.31
Bill Pmt -Check	04/23/2026	Bill.c...	O'Reilly Automot...	https://app...			20000 · Acc...		226.71	-306,831.02
Bill Pmt -Check	04/23/2026	Bill.c...	Wist Supply & E...	https://app...			20000 · Acc...		77.14	-306,908.16
Bill Pmt -Check	04/23/2026	Bill.c...	O'Reilly Automot...	https://app...			20000 · Acc...		41.04	-306,949.20
Bill Pmt -Check	04/23/2026	Bill.c...	Delta Dental Ins...	https://app...			20000 · Acc...		1,045.18	-307,994.38
Bill Pmt -Check	04/23/2026	Bill.c...	Wist Supply & E...	https://app...			20000 · Acc...		29.53	-308,023.91
Bill Pmt -Check	04/23/2026	Bill.c...	Wist Supply & E...	https://app...			20000 · Acc...		29.53	-308,053.44
Bill Pmt -Check	04/23/2026	Bill.c...	Toshiba Americ...	https://app...			20000 · Acc...		183.07	-308,236.51
Bill Pmt -Check	04/23/2026	Bill.c...	U.S. BANK EQU...	https://app...			20000 · Acc...		317.21	-308,553.72
Bill Pmt -Check	04/23/2026	Bill.c...	Arizona PPE Re...	https://app...			20000 · Acc...		125.00	-308,678.72
Bill Pmt -Check	04/23/2026	Bill.c...	Bound Tree Med...	https://app...			20000 · Acc...		2,890.84	-311,569.56
Bill Pmt -Check	04/23/2026	Bill.c...	Bound Tree Med...	https://app...			20000 · Acc...		10.86	-311,580.42
Bill Pmt -Check	04/23/2026	Bill.c...	United Fire Equi...	https://app...			20000 · Acc...		559.82	-312,140.24
Bill Pmt -Check	04/23/2026	Bill.c...	Mediacom	https://app...			20000 · Acc...		229.95	-312,370.19
Bill Pmt -Check	04/23/2026	Bill.c...	Robert Horne Ford	https://app...			20000 · Acc...		17.87	-312,388.06
Bill Pmt -Check	04/23/2026	Bill.c...	Wist Supply & E...	https://app...			20000 · Acc...		29.53	-312,417.59
Bill Pmt -Check	04/23/2026	Bill.c...	Freightliner Of A...	https://app...			20000 · Acc...		302.15	-312,719.74
Bill Pmt -Check	04/23/2026	Bill.c...	Arizona Water C...	https://app...			20000 · Acc...		293.19	-313,012.93
Bill Pmt -Check	04/23/2026	Bill.c...	Bound Tree Med...	https://app...			20000 · Acc...		2,347.81	-315,360.74
Bill Pmt -Check	04/23/2026	Bill.c...	First Choice Aut...	https://app...			20000 · Acc...		80.00	-315,440.74
Bill Pmt -Check	04/23/2026	Bill.c...	Wist Supply & E...	https://app...			20000 · Acc...		360.72	-315,801.46
Bill Pmt -Check	04/23/2026	Bill.c...	Patricia J Hama...	https://app...			20000 · Acc...		70.00	-315,871.46
Bill Pmt -Check	04/23/2026	Bill.c...	Fleetpride, Inc	https://app...			20000 · Acc...		264.86	-316,136.32
Bill Pmt -Check	04/23/2026	Bill.c...	San Tan Auto P...	https://app...			20000 · Acc...		189.57	-316,325.89
Bill Pmt -Check	04/23/2026	Bill.c...	United Fire Equi...	https://app...			20000 · Acc...		843.03	-317,168.92
Bill Pmt -Check	04/23/2026	Bill.c...	Vessel Homes S...	https://app...			20000 · Acc...		1,700.78	-318,869.70

Superstition Fire & Medical District Transaction Detail by Account April 2026

Type	Date	Num	Name	Memo	Class	Clr	Split	Debit	Credit	Balance
Bill Pmt -Check	04/23/2026	Bill.c...	Wist Supply & E...	https://app...			20000 · Acc...		77.14	-318,946.84
Bill Pmt -Check	04/23/2026	Bill.c...	Ginco Plumbing ...	https://app...			20000 · Acc...		5,465.81	-324,412.65
Bill Pmt -Check	04/23/2026	Bill.c...	Mr. Geof Shively	https://app...			20000 · Acc...		970.00	-325,382.65
Bill Pmt -Check	04/23/2026	Bill.c...	Bound Tree Med...	https://app...			20000 · Acc...		170.19	-325,552.84
General Journal	04/23/2026	887		BILL 04/23...			10150 · WF...	325,552.84		0.00
Bill Pmt -Check	04/29/2026	Bill.c...	EMS Technolog...	https://app...			20000 · Acc...		1,040.46	-1,040.46
General Journal	04/29/2026	889		BILL 04/29...			10150 · WF...	1,040.46		0.00
Total 1072 · Bill.com Money Out Clearing								872,336.62	872,336.62	0.00
11000 · Petty Cash - Accounting										
Bill Pmt -Check	04/14/2026		Hughes Fire Eq...	QuickBook...			20000 · Acc...	0.00		0.00
Bill Pmt -Check	04/14/2026		O'Reilly Automot...	QuickBook...			20000 · Acc...	0.00		0.00
Bill Pmt -Check	04/14/2026		O'Reilly Automot...	QuickBook...			20000 · Acc...	0.00		0.00
Bill Pmt -Check	04/14/2026		Hughes Fire Eq...	QuickBook...			20000 · Acc...	0.00		0.00
Bill Pmt -Check	04/20/2026		Wist Supply & E...	QuickBook...			20000 · Acc...	0.00		0.00
Bill Pmt -Check	04/20/2026		Hughes Fire Eq...	QuickBook...			20000 · Acc...	0.00		0.00
Bill Pmt -Check	04/20/2026		Hughes Fire Eq...	QuickBook...			20000 · Acc...	0.00		0.00
Bill Pmt -Check	04/28/2026		Hughes Fire Eq...	QuickBook...			20000 · Acc...	0.00		0.00
Total 11000 · Petty Cash - Accounting								0.00	0.00	0.00
TOTAL								23,564,951.09	11,319,053.73	12,245,897.36



Superstition Fire and Medical District

Fiscal Year Begins: Jul-25

Twelve-Month Cash Flow

Superstition Fire and Medical District

	Beginning	Jul-25	Aug-25	Sep-25	Oct-25	Nov-25	Dec-25	Jan-26	Feb-26	Mar-26	Apr-26	May-26	Jun-26	Monthly Average	Overview
Cash Summary															
Cash on Hand (beginning of month)	8,740,274	8,740,274	6,678,443	4,731,229	6,182,279	8,401,314	8,651,341	12,895,237	11,829,408	10,985,501	10,214,357	10,288,349	13,263,349	9,405,090	
Cash Available (on hand + receipts, before cash out)	8,740,274	9,249,570	7,809,339	7,782,926	10,601,917	10,429,414	15,774,816	14,431,312	12,998,335	12,326,783	12,350,370	15,217,094	14,921,392	11,991,106	
Cash Position (end of month)	8,740,274	6,678,443	4,731,229	6,182,279	8,401,314	8,651,341	12,895,237	11,829,408	10,985,501	10,214,357	10,288,349	13,263,349	8,747,078	9,405,657	
Cash Receipts															
Tax Levy Revenue		77,447	266,258	2,646,276	3,975,464	1,719,583	6,527,261	695,157	726,488	733,111	1,487,811	4,363,845	276,262	1,957,914	
Non-Tax Levy Revenue		431,850	864,638	405,421	444,174	308,517	596,214	840,918	442,439	608,170	648,202	564,900	681,906	569,779	
Transfers		0	0	0	0	0	0	0	0	0	0	0	699,875	58,323	
Total Cash Receipts		509,297	1,130,895	3,051,697	4,419,638	2,028,100	7,123,475	1,536,075	1,168,927	1,341,281	2,136,013	4,928,745	1,658,043	2,586,016	
Cash Paid Out															
Disbursements		2,571,127	3,078,110	1,600,647	2,200,603	1,778,073	2,879,579	2,601,903	2,012,834	2,112,426	2,062,021	1,953,745	4,174,314	2,418,782	
Transfers			0	0	0	0	0	0	0	0	0	0	2,000,000	181,818	
Total Cash Paid Out		2,571,127	3,078,110	1,600,647	2,200,603	1,778,073	2,879,579	2,601,903	2,012,834	2,112,426	2,062,021	1,953,745	6,174,314	2,585,448	
		(Actual)	(Actual)	(Actual)	(Actual)	(Actual)	(Actual)	(Actual)	(Actual)	(Actual)	(Actual)	(Actual)	(Budget)	(Budget)	

*This includes the General Fund, Transport Services Fund and Special Revenue Fund