



Superstition Fire and Medical District

Monthly Financial Report

Monthly Financial Report – March 2026

Attached are the following for your information and review:

1. Balance Sheet as of March 31, 2026.
2. Summary of reconciled cash balances on March 31, 2026.
3. Income Statement of Revenues and Expenditures for March 2026, including budget to actual and year-to-date balances.
4. PPT Graphs
5. March 2026 Disbursements.
6. 12-Month Cash Flow.

Key points:

- Total Revenue for March is \$1,426,181, which is \$131,381 over budget.
 - Tax Levy Revenue for March is \$715,566, which is \$8,934 under budget driven by timing of property tax collections.
 - Non-Tax Levy Revenue for March is \$710,614, which is \$140,314 over budget driven by higher interest income and reimbursement of election costs.
- Total Expense for March is \$2,053,810, which is \$122,216 over budget.
 - Personnel expenses are over budget by \$27,203, driven by timing of liability payments and higher than anticipated overtime utilization.
 - Vehicles and Equipment expenses are over budget by \$11,936, driven timing of MCT Maintenance costs.
 - Travel and Training expenses are over budget by \$15,710, driven by timing of recruit academy costs.
 - Managerial expenses are over budget by \$89,449, driven by timing of general liability invoices and audit fees.
- Year-to-Date Revenue is \$21,527,284 which is over budget \$103,084, driven by timing of property tax collections.
- Year-to-Date Expense is \$19,144,340, which is under budget \$1,063,368, driven by lower expenses across all categories.
- Total Cash as of March 2026 was \$16,932,483 which is an increase of \$1,769,715 from last year.

Please contact Ben Archer-Clowes for any questions or concerns regarding this report.

Superstition Fire & Medical District
Balance Sheet Prev Year Comparison
As of March 31, 2026

	Mar 31, 26	Mar 31, 25	\$ Change
ASSETS			
Current Assets			
Checking/Savings			
10100 · PCT General Fund 100	8,309,633.56	6,594,734.95	1,714,898.61
10120 · PCT Ambulance Fund 150	696,056.14	24,782.41	671,273.73
10130 · WF Ambulance Payroll 150	365,775.98	215,611.61	150,164.37
10140 · WF Transport Lockbox 150	127,244.33	172,368.40	-45,124.07
10150 · WF Payroll Account 100	350,801.81	483,321.15	-132,519.34
10200 · PCT Capital Fund 200	2,476,269.54	2,698,802.22	-222,532.68
10400 · PCT Special Fund 400	364,845.58	334,305.81	30,539.77
10500 · PCT Debt Service Principal 500	538,102.45	1,056,002.30	-517,899.85
10600 · PCT Debt Service Interest 600	12,516.74	18,759.72	-6,242.98
10700 · PCT Contingency Fund 700	3,691,236.52	3,562,184.43	129,052.09
1072 · Bill.com Money Out Clearing	0.00	1,895.13	-1,895.13
Total Checking/Savings	16,932,482.65	15,162,768.13	1,769,714.52
Accounts Receivable			
13000 · Accounts Receivable	1,571,118.21	1,499,918.32	71,199.89
Total Accounts Receivable	1,571,118.21	1,499,918.32	71,199.89
Other Current Assets			
12001 · Undeposited Funds	-60.00	10.00	-70.00
18700 · Construction in Progress	0.00	35,046.00	-35,046.00
Total Other Current Assets	-60.00	35,056.00	-35,116.00
Total Current Assets	18,503,540.86	16,697,742.45	1,805,798.41
Fixed Assets			
17001 · Vehicles			
17005 · Accm Dep - Vehicles	-8,352,823.12	-7,524,620.00	-828,203.12
17001 · Vehicles - Other	13,731,505.97	13,304,241.00	427,264.97
Total 17001 · Vehicles	5,378,682.85	5,779,621.00	-400,938.15
17010 · Machinery and Equipment			
17015 · Accm Dep Machinery and Equipmen	-3,676,600.61	-3,425,338.00	-251,262.61
17010 · Machinery and Equipment - Other	5,050,492.40	4,502,301.00	548,191.40
Total 17010 · Machinery and Equipment	1,373,891.79	1,076,963.00	296,928.79
17020 · Land			
17030 · Building and Improvements	1,241,806.00	1,241,806.00	0.00
17035 · Accm Dep Building and Improveme			
17035 · Building and Improvements - Other	-9,361,060.70	-8,986,183.00	-374,877.70
17030 · Building and Improvements - Other	12,303,848.40	12,193,912.00	109,936.40
Total 17030 · Building and Improvements	2,942,787.70	3,207,729.00	-264,941.30
17040 · Leasehold Improvements			
17045 · Accm Dep Leasehold Improvements	-922,525.00	-922,525.00	0.00
17040 · Leasehold Improvements - Other	926,052.80	922,525.00	3,527.80
Total 17040 · Leasehold Improvements	3,527.80	0.00	3,527.80
Total Fixed Assets	10,940,696.14	11,306,119.00	-365,422.86
Other Assets			
16000 · Prepaid Items	111,613.71	71,407.41	40,206.30
17050 · Investment in Joint Venture	158,227.00	158,227.00	0.00
18010 · Deferred Outflows PSPRS	7,005,844.00	7,005,844.00	0.00
18015 · Deferred Outflows ASRS	224,133.00	224,133.00	0.00
Total Other Assets	7,499,817.71	7,459,611.41	40,206.30
TOTAL ASSETS	36,944,054.71	35,463,472.86	1,480,581.85
LIABILITIES & EQUITY			
Liabilities			
Current Liabilities			
Accounts Payable			

Superstition Fire & Medical District
Balance Sheet Prev Year Comparison
As of March 31, 2026

	Mar 31, 26	Mar 31, 25	\$ Change
20000 · Accounts Payable	381,327.03	32,899.12	348,427.91
Total Accounts Payable	381,327.03	32,899.12	348,427.91
Credit Cards			
21002 · Chase Credit Card	-71.00	24,176.17	-24,247.17
Total Credit Cards	-71.00	24,176.17	-24,247.17
Other Current Liabilities			
21000 · Payroll Liabilities			
26400 · Accrued Payroll & Benefits	741,425.58	511,034.00	230,391.58
21000 · Payroll Liabilities - Other	177,409.00	273,487.16	-96,078.16
Total 21000 · Payroll Liabilities	918,834.58	784,521.16	134,313.42
21100 · Compensated Absences	2,469,285.30	2,511,229.00	-41,943.70
21250 · Sales Tax Payable	133.78	34.41	99.37
24020 · Accrued Interest Expense	19,585.00	19,585.00	0.00
25000 · Due To other funds	0.00	0.06	-0.06
26000 · Deferred Revenue	808,347.00	808,347.00	0.00
27000 · Bond Payable	29,073,000.00	30,537,000.00	-1,464,000.00
27005 · Unamortized GADA Bond	54,910.00	54,910.00	0.00
27015 · Capital Lease Agreements	1,829,446.80	1,829,446.80	0.00
29020 · Net Pension Liability PSPRS	6,291,671.00	6,291,671.00	0.00
Total Other Current Liabilities	41,465,213.46	42,836,744.43	-1,371,530.97
Total Current Liabilities	41,846,469.49	42,893,819.72	-1,047,350.23
Long Term Liabilities			
29025 · Net Pension Liability ASRS	1,429,014.00	1,429,014.00	0.00
Total Long Term Liabilities	1,429,014.00	1,429,014.00	0.00
Total Liabilities	43,275,483.49	44,322,833.72	-1,047,350.23
Equity			
31000 · Fund Balance	-9,057,880.00	-9,057,880.00	0.00
32000 · Retained Earnings	590,088.60	-2,641,331.45	3,231,420.05
Net Income	2,136,362.62	2,839,850.59	-703,487.97
Total Equity	-6,331,428.78	-8,859,360.86	2,527,932.08
TOTAL LIABILITIES & EQUITY	36,944,054.71	35,463,472.86	1,480,581.85

Superstition Fire and Medical District
Reconciliation Summary
Period Ending 3/31/2026

	General Fund 3/31/2026	Ambulance Operating 3/31/2026	Capital Projects 3/31/2026	Special Revenue Fund 3/31/2026	Bond Proceeds 3/31/2026
Beginning Balance	9,044,516.90	697,234.33	2,470,973.84	361,455.37	517,011.29
Cleared Transactions					
Checks and Payments	(1,500,050.00)	-	-	-	-
Deposits and Credits	791,582.76	1,529.75	5,295.70	3,390.21	21,091.16
Total Cleared Transactions	<u>(708,467.24)</u>	<u>1,529.75</u>	<u>5,295.70</u>	<u>3,390.21</u>	<u>21,091.16</u>
Cleared Balance	<u>8,336,049.66</u>	<u>698,764.08</u>	<u>2,476,269.54</u>	<u>364,845.58</u>	<u>538,102.45</u>
Uncleared Transactions					
Checks and Payments	(26,616.10)	(2,707.94)	-	-	-
Deposits and Credits	200.00	-	-	-	-
Total Uncleared Transactions	<u>(26,416.10)</u>	<u>(2,707.94)</u>	<u>-</u>	<u>-</u>	<u>-</u>
Register Balance as of 3/31/26	<u>8,309,633.56</u>	<u>696,056.14</u>	<u>2,476,269.54</u>	<u>364,845.58</u>	<u>538,102.45</u>

	Debt Retirement Interest 3/31/2026	Contingency Reserve Fund 3/31/2026	WF Transport Lockbox 3/31/2026	WF Ground Transportaion 3/31/2026	WF Payroll Account 3/31/2026
Beginning Balance	11,377.65	3,683,155.55	113,700.02	319,470.10	478,449.04
Cleared Transactions					
Checks and Payments	-	-	(151,037.87)	(481,042.07)	(2,111,468.96)
Deposits and Credits	1,139.09	8,080.97	157,942.92	527,347.95	1,983,821.73
Total Cleared Transactions	<u>1,139.09</u>	<u>8,080.97</u>	<u>6,905.05</u>	<u>46,305.88</u>	<u>(127,647.23)</u>
	<u>12,516.74</u>	<u>3,691,236.52</u>	<u>120,605.07</u>	<u>365,775.98</u>	<u>350,801.81</u>
Uncleared Transactions					
Checks and Payments	-	-	-	-	-
Deposits and Credits	-	-	6,639.26	-	-
Total Uncleared Transactions	<u>-</u>	<u>-</u>	<u>6,639.26</u>	<u>-</u>	<u>-</u>
Register Balance as of 3/31/26	<u>12,516.74</u>	<u>3,691,236.52</u>	<u>127,244.33</u>	<u>365,775.98</u>	<u>350,801.81</u>

Superstition Fire & Medical District Profit & Loss Budget Performance March 2026

	Mar 26	Budget	\$ Over Budget	Jul '25 - Mar 26	YTD Budget	\$ Over Budget	Annual Budget
Ordinary Income/Expense							
Income							
4000 · Tax Levy Revenue	715,566.48	724,500.00	-8,933.52	17,126,732.57	17,063,000.00	63,732.57	23,494,962.00
4200 · Non-Tax Levy Revenue	710,614.49	570,300.00	140,314.49	4,400,551.46	4,361,200.00	39,351.46	6,152,799.00
Total Income	1,426,180.97	1,294,800.00	131,380.97	21,527,284.03	21,424,200.00	103,084.03	29,647,761.00
Gross Profit	1,426,180.97	1,294,800.00	131,380.97	21,527,284.03	21,424,200.00	103,084.03	29,647,761.00
Expense							
5000 · Personnel Expenses	1,603,538.13	1,576,335.00	27,203.13	16,199,449.46	16,629,819.00	-430,369.54	23,353,163.00
6100 · Building and Land	52,818.00	49,810.00	3,008.00	427,601.95	448,290.00	-20,688.05	595,078.00
6200 · Vehicles & Equipment	144,474.55	132,539.00	11,935.55	994,771.46	1,191,209.00	-196,437.54	1,570,306.00
6300 · Communication/IT	76,010.20	101,100.00	-25,089.80	709,911.06	910,500.00	-200,588.94	1,215,837.00
6400 · Travel & Training	40,289.62	24,580.00	15,709.62	170,673.70	234,870.00	-64,196.30	322,069.00
7100 · Managerial Expense	136,679.43	47,230.00	89,449.43	641,931.92	793,020.00	-151,088.08	1,018,946.00
Total Expense	2,053,809.93	1,931,594.00	122,215.93	19,144,339.55	20,207,708.00	-1,063,368.45	28,075,399.00
Net Ordinary Income	-627,628.96	-636,794.00	9,165.04	2,382,944.48	1,216,492.00	1,166,452.48	1,572,362.00
Other Income/Expense							
Other Income	0.00	0.00	0.00	0.00	0.00	0.00	699,875.00
Other Expense	0.00	0.00	0.00	0.00	0.00	0.00	2,060,497.00
Net Other Income	0.00	0.00	0.00	0.00	0.00	0.00	-1,360,622.00
Net Income	-627,628.96	-636,794.00	9,165.04	2,382,944.48	1,216,492.00	1,166,452.48	211,740.00

Superstition Fire & Medical District
Profit & Loss Budget Performance - General Fund
March 2026

	Mar 26	Budget	\$ Over Budget	Jul '25 - Mar 26	YTD Budget	\$ Over Budget	Annual Budget
Ordinary Income/Expense							
Income							
4000 · Tax Levy Revenue	715,566.48	724,500.00	-8,933.52	17,126,732.57	17,063,000.00	63,732.57	23,494,962.00
4200 · Non-Tax Levy Revenue	171,920.81	34,800.00	137,120.81	599,678.70	502,500.00	97,178.70	889,500.00
Total Income	887,487.29	759,300.00	128,187.29	17,726,411.27	17,565,500.00	160,911.27	24,384,462.00
Gross Profit	887,487.29	759,300.00	128,187.29	17,726,411.27	17,565,500.00	160,911.27	24,384,462.00
Expense							
5000 · Personnel Expenses	1,349,998.44	1,316,205.00	33,793.44	13,824,952.10	13,997,030.00	-172,077.90	19,892,299.00
6100 · Building and Land	37,000.76	36,840.00	160.76	311,665.61	331,560.00	-19,894.39	438,495.00
6200 · Vehicles & Equipment	79,264.49	71,950.00	7,314.49	536,965.20	729,344.00	-192,378.80	964,764.00
6300 · Communication/IT	35,936.09	59,600.00	-23,663.91	389,497.61	536,400.00	-146,902.39	715,620.00
6400 · Travel & Training	38,348.62	21,800.00	16,548.62	157,104.58	209,800.00	-52,695.42	288,569.00
7100 · Managerial Expense	92,594.75	18,410.00	74,184.75	357,046.41	443,540.00	-86,493.59	562,965.00
Total Expense	1,633,143.15	1,524,805.00	108,338.15	15,577,231.51	16,247,674.00	-670,442.49	22,862,712.00
Net Ordinary Income	-745,655.86	-765,505.00	19,849.14	2,149,179.76	1,317,826.00	831,353.76	1,521,750.00
Other Income/Expense							
Other Income	0.00	0.00	0.00	0.00	0.00	0.00	699,875.00
Other Expense	0.00	0.00	0.00	0.00	0.00	0.00	2,000,000.00
Net Other Income	0.00	0.00	0.00	0.00	0.00	0.00	-1,300,125.00
Net Income	-745,655.86	-765,505.00	19,849.14	2,149,179.76	1,317,826.00	831,353.76	221,625.00

Superstition Fire & Medical District
Profit & Loss Budget Performance - Transport Services Fund
March 2026

	<u>Mar 26</u>	<u>Budget</u>	<u>\$ Over Budget</u>	<u>Jul '25 - Mar 26</u>	<u>YTD Budget</u>	<u>\$ Over Budget</u>	<u>Annual Budget</u>
Ordinary Income/Expense							
Income							
4200 · Non-Tax Levy Revenue	538,693.68	535,500.00	3,193.68	3,800,872.76	3,858,700.00	-57,827.24	5,263,299.00
Total Income	538,693.68	535,500.00	3,193.68	3,800,872.76	3,858,700.00	-57,827.24	5,263,299.00
Gross Profit	538,693.68	535,500.00	3,193.68	3,800,872.76	3,858,700.00	-57,827.24	5,263,299.00
Expense							
5000 · Personnel Expenses	253,539.69	260,130.00	-6,590.31	2,374,497.36	2,632,789.00	-258,291.64	3,460,864.00
6100 · Building and Land	15,817.24	12,970.00	2,847.24	115,936.34	116,730.00	-793.66	156,583.00
6200 · Vehicles & Equipment	65,210.06	60,589.00	4,621.06	457,806.26	461,865.00	-4,058.74	605,542.00
6300 · Communication/IT	40,074.11	41,500.00	-1,425.89	320,413.45	374,100.00	-53,686.55	500,217.00
6400 · Travel & Training	1,941.00	2,780.00	-839.00	13,569.12	25,070.00	-11,500.88	33,500.00
7100 · Managerial Expense	44,084.68	28,820.00	15,264.68	284,885.51	349,480.00	-64,594.49	455,981.00
Total Expense	420,666.78	406,789.00	13,877.78	3,567,108.04	3,960,034.00	-392,925.96	5,212,687.00
Net Ordinary Income	118,026.90	128,711.00	-10,684.10	233,764.72	-101,334.00	335,098.72	50,612.00
Other Income/Expense							
Other Expense	0.00	0.00	0.00	0.00	0.00	0.00	60,497.00
Net Other Income	0.00	0.00	0.00	0.00	0.00	0.00	-60,497.00
Net Income	118,026.90	128,711.00	-10,684.10	233,764.72	-101,334.00	335,098.72	-9,885.00

Superstition Fire & Medical District
Profit & Loss Budget Performance - Capital Fund
March 2026

	Mar 26	Budget	\$ Over Budget	Jul '25 - Mar 26	YTD Budget	\$ Over Budget	Annual Budget
Ordinary Income/Expense							
Income							
4200 · Non-Tax Levy Revenue	5,295.70	3,800.00	1,495.70	348,982.38	34,200.00	314,782.38	45,000.00
Total Income	5,295.70	3,800.00	1,495.70	348,982.38	34,200.00	314,782.38	45,000.00
Gross Profit	5,295.70	3,800.00	1,495.70	348,982.38	34,200.00	314,782.38	45,000.00
Expense	0.00			0.00	0.00	0.00	0.00
Net Ordinary Income	5,295.70	3,800.00	1,495.70	348,982.38	34,200.00	314,782.38	45,000.00
Other Income/Expense							
Other Income	0.00	0.00	0.00	0.00	0.00	0.00	2,000,000.00
Other Expense							
8100 · Capital Outlay	7,351.34			716,233.91			
8500 · Debt Payments	142,161.57	142,162.00	-0.43	465,656.11	465,654.91	1.20	465,654.91
Total Other Expense	149,512.91	142,162.00	7,350.91	1,181,890.02	465,654.91	716,235.11	465,654.91
Net Other Income	-149,512.91	-142,162.00	-7,350.91	-1,181,890.02	-465,654.91	-716,235.11	1,534,345.09
Net Income	-144,217.21	-138,362.00	-5,855.21	-832,907.64	-431,454.91	-401,452.73	1,579,345.09

Superstition Fire & Medical District
Profit & Loss Budget Performance - Debt Service Fund
 March 2026

	Mar 26	Budget	\$ Over Budget	Jul '25 - Mar 26	YTD Budget	\$ Over Budget	Annual Budget
Ordinary Income/Expense							
Income							
4000 · Tax Levy Revenue	21,336.77	22,500.00	-1,163.23	496,293.72	498,100.00	-1,806.28	685,573.00
4200 · Non-Tax Levy Revenue	893.48	900.00	-6.52	9,393.53	8,100.00	1,293.53	11,000.00
Total Income	22,230.25	23,400.00	-1,169.75	505,687.25	506,200.00	-512.75	696,573.00
Gross Profit	22,230.25	23,400.00	-1,169.75	505,687.25	506,200.00	-512.75	696,573.00
Expense							
7100 · Managerial Expense	0.00	0.00	0.00	18,932.70	18,900.00	32.70	37,865.00
Total Expense	0.00	0.00	0.00	18,932.70	18,900.00	32.70	37,865.00
Net Ordinary Income	22,230.25	23,400.00	-1,169.75	486,754.55	487,300.00	-545.45	658,708.00
Other Income/Expense							
Other Expense							
8500 · Debt Payments	0.00	0.00	0.00	0.00	0.00	0.00	659,000.00
Total Other Expense	0.00	0.00	0.00	0.00	0.00	0.00	659,000.00
Net Other Income	0.00	0.00	0.00	0.00	0.00	0.00	-659,000.00
Net Income	22,230.25	23,400.00	-1,169.75	486,754.55	487,300.00	-545.45	-292.00

Superstition Fire & Medical District
Profit & Loss Budget Performance - COP Reserve Fund
 March 2026

	Mar 26	Budget	\$ Over Budget	Jul '25 - Mar 26	YTD Budget	\$ Over Budget	Annual Budget
Ordinary Income/Expense							
Income							
4200 · Non-Tax Levy Revenue	8,080.97	4,600.00	3,480.97	99,571.23	41,400.00	58,171.23	55,000.00
Total Income	8,080.97	4,600.00	3,480.97	99,571.23	41,400.00	58,171.23	55,000.00
Gross Profit	8,080.97	4,600.00	3,480.97	99,571.23	41,400.00	58,171.23	55,000.00
Net Ordinary Income	8,080.97	4,600.00	3,480.97	99,571.23	41,400.00	58,171.23	55,000.00
Other Income/Expense							
Other Expense							
9501 · Transfers Out to other Funds	0.00	0.00	0.00	0.00	0.00	0.00	699,875.00
Total Other Expense	0.00	0.00	0.00	0.00	0.00	0.00	699,875.00
Net Other Income	0.00	0.00	0.00	0.00	0.00	0.00	-699,875.00
Net Income	8,080.97	4,600.00	3,480.97	99,571.23	41,400.00	58,171.23	-644,875.00

Financial Report March 2026

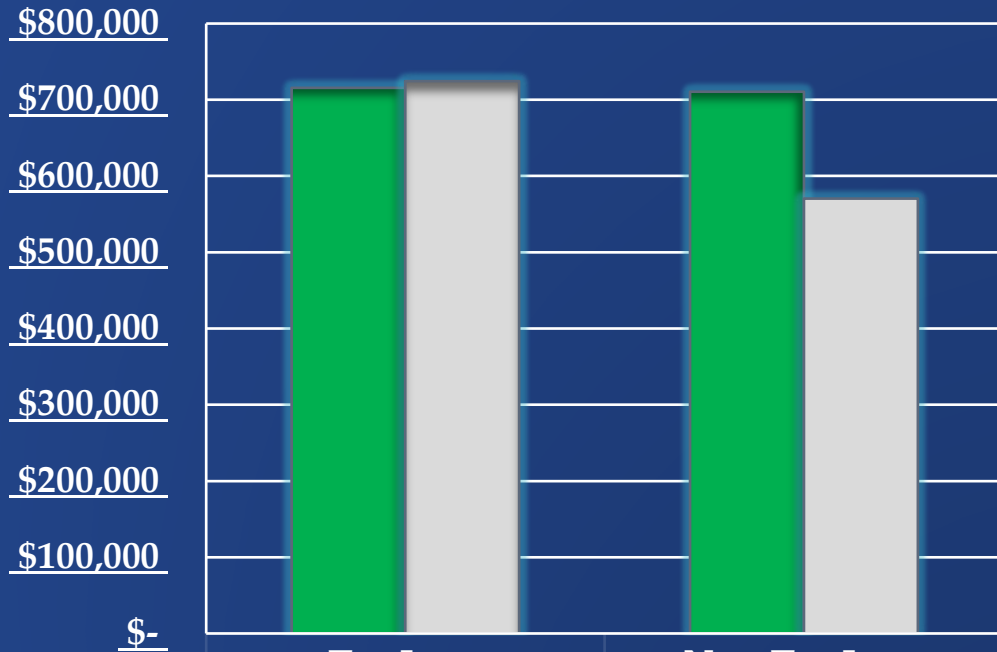


JAMES VINCENT GROUP
ACCOUNTING & CONSULTING



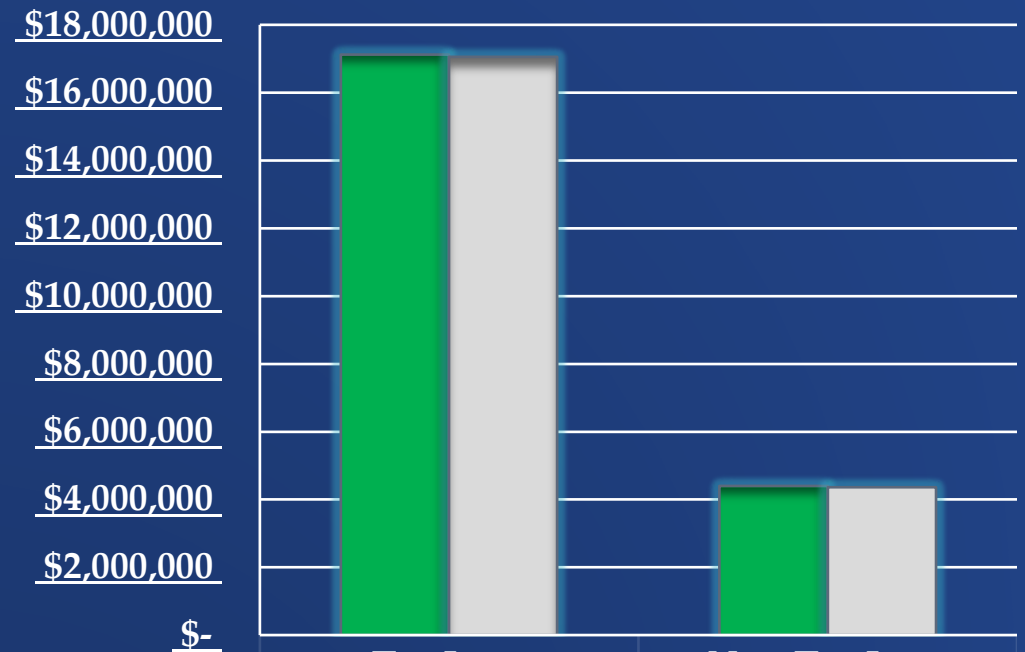
Revenue Actuals vs. Budget

March



	Tax Levy	Non-Tax Levy
Actual	\$715,566	\$710,614
Budget	\$724,500	\$570,300
VAR	\$(8,934)	\$140,314

March YTD




	Tax Levy	Non-Tax Levy
Actual	\$17,126,733	\$4,400,551
Budget	\$17,063,000	\$4,361,200
VAR	\$63,733	\$39,351



March 2026 Actuals vs. Budget

Expenditures

\$1,800,000
\$1,600,000
\$1,400,000
\$1,200,000
\$1,000,000
\$800,000
\$600,000
\$400,000
\$200,000
\$-



	Personnel	Building & Land	Vehicles & Equipment	Communication/IT	Travel & Training	Managerial Expenses
Actual	\$1,603,538	\$52,818	\$144,475	\$76,010	\$40,290	\$136,679
Budget	\$1,576,335	\$49,810	\$132,539	\$101,100	\$24,580	\$47,230
VAR	\$27,203	\$3,008	\$11,936	\$(25,090)	\$15,710	\$89,449

*This includes the General, Transport Services and Special Revenue Funds




YTD Actuals vs. Budget

JVG

JAMES VINCENT GROUP
ACCOUNTING & CONSULTING

Expenditures

\$18,000,000
\$16,000,000
\$14,000,000
\$12,000,000
\$10,000,000
\$8,000,000
\$6,000,000
\$4,000,000
\$2,000,000
\$-



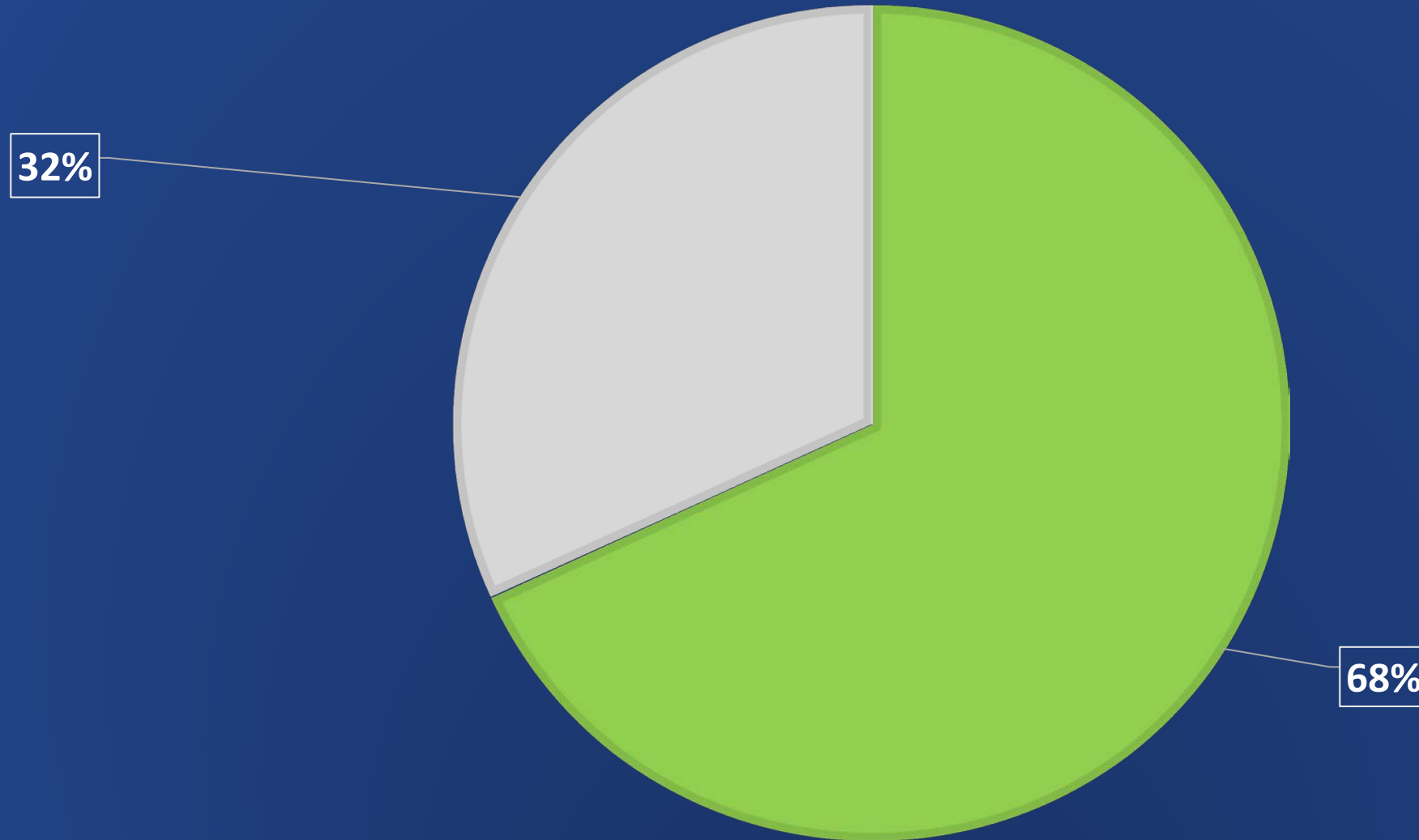
	Personnel	Building & Land	Vehicles & Equipment	Communication/IT	Travel & Training	Managerial Expenses
Actual	\$16,199,449	\$427,602	\$994,771	\$709,911	\$170,674	\$641,932
Budget	\$16,629,819	\$448,290	\$1,191,209	\$910,500	\$234,870	\$793,020
VAR	\$(430,370)	\$(20,688)	\$(196,438)	\$(200,589)	\$(64,196)	\$(151,088)



YTD Expenses as a Percentage of Budget

■ Actual YTD ■ Budget Remaining

March 2026 Targeted % - 75%



Superstition Fire & Medical District Transaction Detail by Account March 2026

Type	Date	Num	Name	Memo	Class	Clr	Split	Debit	Credit	Balance
10100 · PCT General Fund 100										
Deposit	03/01/2026			Deposit			-SPLIT-	200.00		200.00
Transfer	03/05/2026			Funds Tra...		X	10150 · WF...		950,000.00	-949,800.00
Deposit	03/18/2026			Deposit		X	-SPLIT-	58,471.66		-891,328.34
Transfer	03/19/2026			Funds Tra...		X	10150 · WF...		550,000.00	-1,441,328.34
General Journal	03/31/2026	882		To Record ...		X	4010 · Prop...	733,111.10		-708,217.24
Check	03/31/2026	EFT		Wire Fees		X	7109 · Bank...		50.00	-708,267.24
Total 10100 · PCT General Fund 100								791,782.76	1,500,050.00	-708,267.24
10120 · PCT Ambulance Fund 150										
General Journal	03/31/2026	881		To Record ...		X	4250 · Inter...	1,529.75		1,529.75
Total 10120 · PCT Ambulance Fund 150								1,529.75	0.00	1,529.75
10130 · WF Ambulance Payroll 150										
Deposit	03/02/2026		AARP Supp	Deposit		X	4210 · Amb...	689.97		689.97
Deposit	03/02/2026		AETNA	Deposit		X	4210 · Amb...	1,453.47		2,143.44
Deposit	03/02/2026		Cariten	Deposit		X	4210 · Amb...	169.05		2,312.49
Deposit	03/02/2026		Cigna	Deposit		X	4210 · Amb...	1,576.11		3,888.60
Deposit	03/02/2026		Humana	Deposit		X	4210 · Amb...	272.66		4,161.26
Deposit	03/02/2026		Humana	Deposit		X	4210 · Amb...	247.05		4,408.31
Deposit	03/02/2026		Transport Cust...	Deposit		X	4210 · Amb...	2,651.97		7,060.28
Deposit	03/02/2026		Transport Cust...	Deposit		X	4210 · Amb...	924.09		7,984.37
Deposit	03/02/2026		Transport Cust...	Deposit		X	4210 · Amb...	451.25		8,435.62
Deposit	03/02/2026		Noridian	Deposit		X	4210 · Amb...	481.02		8,916.64
Deposit	03/02/2026		UHC Community	Deposit		X	4210 · Amb...	448.04		9,364.68
Deposit	03/02/2026		United Healthcare	Deposit		X	4210 · Amb...	1,989.96		11,354.64
Deposit	03/02/2026		United Healthcare	Deposit		X	4210 · Amb...	1,072.13		12,426.77
Check	03/02/2026	EFT				X	7109 · Bank...		906.84	11,519.93
Deposit	03/03/2026		AARP Supp	Deposit		X	4210 · Amb...	109.77		11,629.70
Deposit	03/03/2026		BCBS	Deposit		X	4210 · Amb...	1,950.17		13,579.87
Deposit	03/03/2026		Cariten	Deposit		X	4210 · Amb...	226.02		13,805.89
Deposit	03/03/2026		HHP Texas	Deposit		X	4210 · Amb...	229.68		14,035.57
Deposit	03/03/2026		HNB	Deposit		X	4210 · Amb...	243.61		14,279.18
Deposit	03/03/2026		Humana	Deposit		X	4210 · Amb...	2,116.95		16,396.13
Deposit	03/03/2026		Humana	Deposit		X	4210 · Amb...	226.94		16,623.07
Deposit	03/03/2026		Humana	Deposit		X	4210 · Amb...	1,128.89		17,751.96
Deposit	03/03/2026		Humana	Deposit		X	4210 · Amb...	1,311.70		19,063.66
Deposit	03/03/2026		Transport Cust...	Deposit		X	4210 · Amb...	670.00		19,733.66
Deposit	03/03/2026		Noridian	Deposit		X	4210 · Amb...	13,315.73		33,049.39
Deposit	03/03/2026		UHC Community	Deposit		X	4210 · Amb...	1,399.43		34,448.82
Deposit	03/03/2026		UHC Community	Deposit		X	4210 · Amb...	3,789.22		38,238.04
Deposit	03/03/2026		United Healthcare	Deposit		X	4210 · Amb...	294.89		38,532.93
Deposit	03/04/2026		36 Treas	Deposit		X	4210 · Amb...	2,069.99		40,602.92
Deposit	03/04/2026		BCBS	Deposit		X	4210 · Amb...	6,773.20		47,376.12
Deposit	03/04/2026		BCBS	Deposit		X	4210 · Amb...	102.73		47,478.85
Deposit	03/04/2026		BCBS	Deposit		X	4210 · Amb...	2,137.95		49,616.80
Deposit	03/04/2026		Centene	Deposit		X	4210 · Amb...	504.93		50,121.73
Deposit	03/04/2026		Medisun	Deposit		X	4210 · Amb...	815.01		50,936.74
Deposit	03/04/2026		Noridian	Deposit		X	4210 · Amb...	9,203.83		60,140.57

Superstition Fire & Medical District Transaction Detail by Account March 2026

Type	Date	Num	Name	Memo	Class	Clr	Split	Debit	Credit	Balance
Deposit	03/04/2026		OPTUM	Deposit		X	4210 · Amb...	411.89		60,552.46
Deposit	03/04/2026		Palmetto GBA	Deposit		X	4210 · Amb...	524.65		61,077.11
Deposit	03/04/2026		UHC Community	Deposit		X	4210 · Amb...	2,634.18		63,711.29
Deposit	03/05/2026		AARP Supp	Deposit		X	4210 · Amb...	717.26		64,428.55
Deposit	03/05/2026		BCBS	Deposit		X	4210 · Amb...	2,030.05		66,458.60
Deposit	03/05/2026		Centene	Deposit		X	4210 · Amb...	2,647.88		69,106.48
Deposit	03/05/2026		Humana	Deposit		X	4210 · Amb...	152.59		69,259.07
Deposit	03/05/2026		Transport Cust...	Deposit		X	4210 · Amb...	1,417.92		70,676.99
Deposit	03/05/2026		Medica	Deposit		X	4210 · Amb...	156.25		70,833.24
Deposit	03/05/2026		Noridian	Deposit		X	4210 · Amb...	3,260.47		74,093.71
Deposit	03/05/2026		United Healthcare	Deposit		X	4210 · Amb...	1,469.86		75,563.57
Deposit	03/05/2026		United Healthcare	Deposit		X	4210 · Amb...	1,185.46		76,749.03
Deposit	03/06/2026		36 Treas	Deposit		X	4210 · Amb...	69.70		76,818.73
Deposit	03/06/2026		AETNA	Deposit		X	4210 · Amb...	1,910.23		78,728.96
Deposit	03/06/2026		AETNA	Deposit		X	4210 · Amb...	581.08		79,310.04
Deposit	03/06/2026		AETNA	Deposit		X	4210 · Amb...	664.04		79,974.08
Deposit	03/06/2026		Cariten	Deposit		X	4210 · Amb...	226.94		80,201.02
Deposit	03/06/2026		Eic Hcclaimprmt	Deposit		X	4210 · Amb...	596.38		80,797.40
Deposit	03/06/2026		Humana	Deposit		X	4210 · Amb...	240.72		81,038.12
Deposit	03/06/2026		Transport Cust...	Deposit		X	4210 · Amb...	755.33		81,793.45
Deposit	03/06/2026		Medica	Deposit		X	4210 · Amb...	1,027.86		82,821.31
Deposit	03/06/2026		Noridian	Deposit		X	4210 · Amb...	501.98		83,323.29
Deposit	03/06/2026		PCS	Deposit		X	4210 · Amb...	3,891.08		87,214.37
Deposit	03/06/2026		UHC Community	Deposit		X	4210 · Amb...	119.22		87,333.59
Deposit	03/06/2026		UHC Community	Deposit		X	4210 · Amb...	2,635.37		89,968.96
Deposit	03/06/2026		UHC Community	Deposit		X	4210 · Amb...	13,733.31		103,702.27
Transfer	03/06/2026		Funds Tra...			X	10150 · WF...		196,219.13	-92,516.86
Deposit	03/09/2026		AARP Supp	Deposit		X	4210 · Amb...	117.04		-92,399.82
Deposit	03/09/2026		AETNA	Deposit		X	4210 · Amb...	82.20		-92,317.62
Deposit	03/09/2026		BCBS	Deposit		X	4210 · Amb...	1,930.05		-90,387.57
Deposit	03/09/2026		Transport Cust...	Deposit		X	4210 · Amb...	225.00		-90,162.57
Deposit	03/09/2026		Transport Cust...	Deposit		X	4210 · Amb...	1,896.94		-88,265.63
Deposit	03/09/2026		Noridian	Deposit		X	4210 · Amb...	4,741.62		-83,524.01
Deposit	03/10/2026			Deposit		X	-SPLIT-	840.00		-82,684.01
Deposit	03/10/2026		AARP Supp	Deposit		X	4210 · Amb...	590.25		-82,093.76
Deposit	03/10/2026		AETNA	Deposit		X	4210 · Amb...	1,144.07		-80,949.69
Deposit	03/10/2026		B OF A- CBIC C...	Deposit		X	4210 · Amb...	127.31		-80,822.38
Deposit	03/10/2026		BCBS	Deposit		X	4210 · Amb...	3,093.68		-77,728.70
Deposit	03/10/2026		Cariten	Deposit		X	4210 · Amb...	575.48		-77,153.22
Deposit	03/10/2026		Humana	Deposit		X	4210 · Amb...	246.14		-76,907.08
Deposit	03/10/2026		Humana	Deposit		X	4210 · Amb...	221.14		-76,685.94
Deposit	03/10/2026		Transport Cust...	Deposit		X	4210 · Amb...	469.05		-76,216.89
Deposit	03/10/2026		Noridian	Deposit		X	4210 · Amb...	6,828.06		-69,388.83
Deposit	03/10/2026		OPTUM	Deposit		X	4210 · Amb...	314.15		-69,074.68
Deposit	03/10/2026		United Healthcare	Deposit		X	4210 · Amb...	2,120.95		-66,953.73
Deposit	03/11/2026		36 Treas	Deposit		X	4210 · Amb...	126.56		-66,827.17
Deposit	03/11/2026		36 Treas	Deposit		X	4210 · Amb...	2,254.87		-64,572.30
Deposit	03/11/2026		AARP Supp	Deposit		X	4210 · Amb...	120.40		-64,451.90
Deposit	03/11/2026		AETNA	Deposit		X	4210 · Amb...	861.50		-63,590.40
Deposit	03/11/2026		B OF A- CBIC C...	Deposit		X	4210 · Amb...	119.66		-63,470.74

Superstition Fire & Medical District Transaction Detail by Account March 2026

Type	Date	Num	Name	Memo	Class	Clr	Split	Debit	Credit	Balance
Deposit	03/11/2026		BCBS	Deposit		X	4210 · Amb...	1,640.68		-61,830.06
Deposit	03/11/2026		BCBS	Deposit		X	4210 · Amb...	302.01		-61,528.05
Deposit	03/11/2026		BCBS	Deposit		X	4210 · Amb...	255.36		-61,272.69
Deposit	03/11/2026		Centene	Deposit		X	4210 · Amb...	268.92		-61,003.77
Deposit	03/11/2026		Eic Hcclaimpmt	Deposit		X	4210 · Amb...	291.92		-60,711.85
Deposit	03/11/2026		Humana	Deposit		X	4210 · Amb...	593.76		-60,118.09
Deposit	03/11/2026		Humana	Deposit		X	4210 · Amb...	264.42		-59,853.67
Deposit	03/11/2026		Transport Cust...	Deposit		X	4210 · Amb...	26.36		-59,827.31
Deposit	03/11/2026		Medisun	Deposit		X	4210 · Amb...	1,145.02		-58,682.29
Deposit	03/11/2026		Noridian	Deposit		X	4210 · Amb...	1,996.20		-56,686.09
Deposit	03/11/2026		UHC Community	Deposit		X	4210 · Amb...	469.06		-56,217.03
Deposit	03/11/2026		UHC Community	Deposit		X	4210 · Amb...	588.64		-55,628.39
Deposit	03/11/2026		United Healthcare	Deposit		X	4210 · Amb...	1,477.16		-54,151.23
Deposit	03/12/2026		AARP Supp	Deposit		X	4210 · Amb...	340.80		-53,810.43
Deposit	03/12/2026		AETNA	Deposit		X	4210 · Amb...	120.96		-53,689.47
Deposit	03/12/2026		BCBS	Deposit		X	4210 · Amb...	1,734.34		-51,955.13
Deposit	03/12/2026		BCBS	Deposit		X	4210 · Amb...	1,608.06		-50,347.07
Deposit	03/12/2026		Centene	Deposit		X	4210 · Amb...	1,282.84		-49,064.23
Deposit	03/12/2026		Humana	Deposit		X	4210 · Amb...	339.40		-48,724.83
Deposit	03/12/2026		Humana	Deposit		X	4210 · Amb...	556.42		-48,168.41
Deposit	03/12/2026		Transport Cust...	Deposit		X	4210 · Amb...	333.00		-47,835.41
Deposit	03/12/2026		Marketplace	Deposit		X	4210 · Amb...	2,069.99		-45,765.42
Deposit	03/12/2026		Noridian	Deposit		X	4210 · Amb...	6,525.98		-39,239.44
Deposit	03/12/2026		OPTUM	Deposit		X	4210 · Amb...	910.81		-38,328.63
Deposit	03/13/2026		36 Treas	Deposit		X	4210 · Amb...	3,992.20		-34,336.43
Deposit	03/13/2026		AETNA	Deposit		X	4210 · Amb...	1,865.53		-32,470.90
Deposit	03/13/2026		AETNA	Deposit		X	4210 · Amb...	3,580.22		-28,890.68
Deposit	03/13/2026		BCBS	Deposit		X	4210 · Amb...	1,168.63		-27,722.05
Deposit	03/13/2026		BCBS	Deposit		X	4210 · Amb...	115.92		-27,606.13
Deposit	03/13/2026		Devoted Health	Deposit		X	4210 · Amb...	124.17		-27,481.96
Deposit	03/13/2026		Eic Hcclaimpmt	Deposit		X	4210 · Amb...	301.00		-27,180.96
Deposit	03/13/2026		Humana	Deposit		X	4210 · Amb...	1,009.61		-26,171.35
Deposit	03/13/2026		iA Financial Group	Deposit		X	4210 · Amb...	140.06		-26,031.29
Deposit	03/13/2026		Transport Cust...	Deposit		X	4210 · Amb...	125.00		-25,906.29
Deposit	03/13/2026		Marketplace	Deposit		X	4210 · Amb...	1,402.71		-24,503.58
Deposit	03/13/2026		Medica	Deposit		X	4210 · Amb...	208.37		-24,295.21
Deposit	03/13/2026		Noridian	Deposit		X	4210 · Amb...	9,045.28		-15,249.93
Deposit	03/13/2026		UHC Community	Deposit		X	4210 · Amb...	269.88		-14,980.05
Deposit	03/13/2026		UHC Community	Deposit		X	4210 · Amb...	470.26		-14,509.79
Deposit	03/13/2026		UHC Community	Deposit		X	4210 · Amb...	124.32		-14,385.47
Deposit	03/13/2026		United Healthcare	Deposit		X	4210 · Amb...	3,735.63		-10,649.84
Deposit	03/16/2026		36 Treas	Deposit		X	4210 · Amb...	69.81		-10,580.03
Deposit	03/16/2026		BCBS	Deposit		X	4210 · Amb...	1,671.97		-8,908.06
Deposit	03/16/2026		BCBS	Deposit		X	4210 · Amb...	118.91		-8,789.15
Deposit	03/16/2026		Cigna	Deposit		X	4210 · Amb...	132.16		-8,656.99
Deposit	03/16/2026		Devoted Health	Deposit		X	4210 · Amb...	135.74		-8,521.25
Deposit	03/16/2026		Devoted Health	Deposit		X	4210 · Amb...	225.95		-8,295.30
Deposit	03/16/2026		HNB	Deposit		X	4210 · Amb...	116.86		-8,178.44
Deposit	03/16/2026		Transport Cust...	Deposit		X	4210 · Amb...	100.00		-8,078.44
Deposit	03/16/2026		Transport Cust...	Deposit		X	4210 · Amb...	2,040.07		-6,038.37

Superstition Fire & Medical District Transaction Detail by Account March 2026

Type	Date	Num	Name	Memo	Class	Clr	Split	Debit	Credit	Balance
Deposit	03/16/2026		Marketplace	Deposit		X	4210 · Amb...	3,534.27		-2,504.10
Deposit	03/16/2026		Noridian	Deposit		X	4210 · Amb...	833.32		-1,670.78
Deposit	03/16/2026		UHC Community	Deposit		X	4210 · Amb...	1,340.38		-330.40
Deposit	03/16/2026		UHC Community	Deposit		X	4210 · Amb...	135.89		-194.51
Deposit	03/16/2026		UMR	Deposit		X	4210 · Amb...	692.19		497.68
Deposit	03/17/2026		AARP Supp	Deposit		X	4210 · Amb...	1,387.39		1,885.07
Deposit	03/17/2026		AETNA	Deposit		X	4210 · Amb...	772.26		2,657.33
Deposit	03/17/2026		Cariten	Deposit		X	4210 · Amb...	239.74		2,897.07
Deposit	03/17/2026		HNB	Deposit		X	4210 · Amb...	2,515.48		5,412.55
Deposit	03/17/2026		Humana	Deposit		X	4210 · Amb...	1,366.79		6,779.34
Deposit	03/17/2026		Humana	Deposit		X	4210 · Amb...	2,350.07		9,129.41
Deposit	03/17/2026		Noridian	Deposit		X	4210 · Amb...	10,489.64		19,619.05
Deposit	03/17/2026		OPTUM	Deposit		X	4210 · Amb...	913.56		20,532.61
Deposit	03/17/2026		UHC Community	Deposit		X	4210 · Amb...	459.50		20,992.11
Deposit	03/17/2026		UHC Community	Deposit		X	4210 · Amb...	1,296.54		22,288.65
Deposit	03/17/2026		UHC Community	Deposit		X	4210 · Amb...	361.46		22,650.11
Deposit	03/17/2026		UHC Community	Deposit		X	4210 · Amb...	1,311.61		23,961.72
Deposit	03/18/2026		36 Treas	Deposit		X	4210 · Amb...	6,018.94		29,980.66
Deposit	03/18/2026		BCBS	Deposit		X	4210 · Amb...	270.50		30,251.16
Deposit	03/18/2026		BCBS	Deposit		X	4210 · Amb...	732.03		30,983.19
Deposit	03/18/2026		Centene	Deposit		X	4210 · Amb...	304.58		31,287.77
Deposit	03/18/2026		Eic Hcclaimpmt	Deposit		X	4210 · Amb...	240.72		31,528.49
Deposit	03/18/2026		Transport Cust...	Deposit		X	4210 · Amb...	315.00		31,843.49
Deposit	03/18/2026		Medisun	Deposit		X	4210 · Amb...	393.79		32,237.28
Deposit	03/18/2026		Noridian	Deposit		X	4210 · Amb...	8,400.20		40,637.48
Deposit	03/18/2026		OPTUM	Deposit		X	4210 · Amb...	1,042.47		41,679.95
Deposit	03/19/2026		BCBS	Deposit		X	4210 · Amb...	3,850.04		45,529.99
Deposit	03/19/2026		BCBS	Deposit		X	4210 · Amb...	1,890.26		47,420.25
Deposit	03/19/2026		Centene	Deposit		X	4210 · Amb...	6,578.60		53,998.85
Deposit	03/19/2026		GEHA	Deposit		X	4210 · Amb...	115.74		54,114.59
Deposit	03/19/2026		GEHA	Deposit		X	4210 · Amb...	116.30		54,230.89
Deposit	03/19/2026		Transport Cust...	Deposit		X	4210 · Amb...	3,658.95		57,889.84
Deposit	03/19/2026		Medica	Deposit		X	4210 · Amb...	215.49		58,105.33
Deposit	03/19/2026		Noridian	Deposit		X	4210 · Amb...	2,819.19		60,924.52
Deposit	03/19/2026		United Healthcare	Deposit		X	4210 · Amb...	1,095.60		62,020.12
Deposit	03/19/2026		United Healthcare	Deposit		X	4210 · Amb...	2,725.88		64,746.00
Deposit	03/20/2026		36 Treas	Deposit		X	4210 · Amb...	4,133.45		68,879.45
Deposit	03/20/2026		AARP Supp	Deposit		X	4210 · Amb...	580.12		69,459.57
Deposit	03/20/2026		AETNA	Deposit		X	4210 · Amb...	1,700.71		71,160.28
Deposit	03/20/2026		AETNA	Deposit		X	4210 · Amb...	3,980.22		75,140.50
Deposit	03/20/2026		AETNA	Deposit		X	4210 · Amb...	526.38		75,666.88
Deposit	03/20/2026		Ahcccs	Deposit		X	4210 · Amb...	1,282.84		76,949.72
Deposit	03/20/2026		BCBS	Deposit		X	4210 · Amb...	124.54		77,074.26
Deposit	03/20/2026		BCBS	Deposit		X	4210 · Amb...	342.01		77,416.27
Deposit	03/20/2026		Cigna	Deposit		X	4210 · Amb...	1,845.02		79,261.29
Deposit	03/20/2026		HPHC	Deposit		X	4210 · Amb...	138.50		79,399.79
Deposit	03/20/2026		Transport Cust...	Deposit		X	4210 · Amb...	916.81		80,316.60
Deposit	03/20/2026		Medisun	Deposit		X	4210 · Amb...	402.94		80,719.54
Deposit	03/20/2026		Noridian	Deposit		X	4210 · Amb...	844.29		81,563.83
Deposit	03/20/2026		OPTUM	Deposit		X	4210 · Amb...	392.95		81,956.78

Superstition Fire & Medical District Transaction Detail by Account March 2026

Type	Date	Num	Name	Memo	Class	Clr	Split	Debit	Credit	Balance
Deposit	03/20/2026		UHC Community	Deposit		X	4210 · Amb...	1,355.45		83,312.23
Deposit	03/20/2026		UHC Community	Deposit		X	4210 · Amb...	872.38		84,184.61
Deposit	03/20/2026		UHC Community	Deposit		X	4210 · Amb...	2,867.07		87,051.68
Deposit	03/23/2026		4023 Hcclaimpmt	Deposit		X	4210 · Amb...	300.00		87,351.68
Deposit	03/23/2026		Cigna	Deposit		X	4210 · Amb...	133.65		87,485.33
Deposit	03/23/2026		Humana	Deposit		X	4210 · Amb...	83.49		87,568.82
Deposit	03/23/2026		Transport Cust...	Deposit		X	4210 · Amb...	5,144.67		92,713.49
Deposit	03/23/2026		Transport Cust...	Deposit		X	4210 · Amb...	100.00		92,813.49
Deposit	03/23/2026		Transport Cust...	Deposit		X	4210 · Amb...	285.00		93,098.49
Deposit	03/23/2026		UHC Community	Deposit		X	4210 · Amb...	447.12		93,545.61
Deposit	03/23/2026		UHC Community	Deposit		X	4210 · Amb...	1,244.97		94,790.58
Transfer	03/23/2026			Funds Tra...		X	10140 · WF...	151,037.87		245,828.45
Transfer	03/23/2026			Funds Tra...		X	10150 · WF...		283,916.10	-38,087.65
Deposit	03/24/2026		36 Treas	Deposit		X	4210 · Amb...	396.60		-37,691.05
Deposit	03/24/2026		AARP Supp	Deposit		X	4210 · Amb...	448.52		-37,242.53
Deposit	03/24/2026		AETNA	Deposit		X	4210 · Amb...	662.17		-36,580.36
Deposit	03/24/2026		HDIC	Deposit		X	4210 · Amb...	126.00		-36,454.36
Deposit	03/24/2026		Humana	Deposit		X	4210 · Amb...	82.19		-36,372.17
Deposit	03/24/2026		Humana	Deposit		X	4210 · Amb...	246.14		-36,126.03
Deposit	03/24/2026		Humana	Deposit		X	4210 · Amb...	813.39		-35,312.64
Deposit	03/24/2026		Humana	Deposit		X	4210 · Amb...	411.53		-34,901.11
Deposit	03/24/2026		Transport Cust...	Deposit		X	4210 · Amb...	529.20		-34,371.91
Deposit	03/24/2026		Noridian	Deposit		X	4210 · Amb...	8,394.18		-25,977.73
Deposit	03/24/2026		UHC Community	Deposit		X	4210 · Amb...	2,865.93		-23,111.80
Deposit	03/24/2026		UHC Community	Deposit		X	4210 · Amb...	1,415.76		-21,696.04
Deposit	03/25/2026		BCBS	Deposit		X	4210 · Amb...	111.49		-21,584.55
Deposit	03/25/2026		BCBS	Deposit		X	4210 · Amb...	1,186.42		-20,398.13
Deposit	03/25/2026		Centene	Deposit		X	4210 · Amb...	957.13		-19,441.00
Deposit	03/25/2026		Cigna Edge	Deposit		X	4210 · Amb...	1,777.12		-17,663.88
Deposit	03/25/2026		Humana	Deposit		X	4210 · Amb...	1,028.75		-16,635.13
Deposit	03/25/2026		Transport Cust...	Deposit		X	4210 · Amb...	825.00		-15,810.13
Deposit	03/25/2026		Noridian	Deposit		X	4210 · Amb...	7,032.87		-8,777.26
Deposit	03/25/2026		OPTUM	Deposit		X	4210 · Amb...	446.90		-8,330.36
Deposit	03/25/2026		UHC Community	Deposit		X	4210 · Amb...	224.52		-8,105.84
Deposit	03/25/2026		UHC Community	Deposit		X	4210 · Amb...	1,191.54		-6,914.30
Deposit	03/26/2026		AARP Supp	Deposit		X	4210 · Amb...	467.24		-6,447.06
Deposit	03/26/2026		Centene	Deposit		X	4210 · Amb...	2,964.75		-3,482.31
Deposit	03/26/2026		Transport Cust...	Deposit		X	4210 · Amb...	681.40		-2,800.91
Deposit	03/26/2026		Noridian	Deposit		X	4210 · Amb...	423.71		-2,377.20
Deposit	03/26/2026		OPTUM	Deposit		X	4210 · Amb...	943.19		-1,434.01
Deposit	03/26/2026		United Healthcare	Deposit		X	4210 · Amb...	604.62		-829.39
Deposit	03/26/2026		United Healthcare	Deposit		X	4210 · Amb...	804.15		-25.24
Deposit	03/27/2026		36 Treas	Deposit		X	4210 · Amb...	1,834.34		1,809.10
Deposit	03/27/2026		AETNA	Deposit		X	4210 · Amb...	2,169.84		3,978.94
Deposit	03/27/2026		AETNA	Deposit		X	4210 · Amb...	110.51		4,089.45
Deposit	03/27/2026		AETNA	Deposit		X	4210 · Amb...	1,970.14		6,059.59
Deposit	03/27/2026		Cariten	Deposit		X	4210 · Amb...	222.36		6,281.95
Deposit	03/27/2026		Humana	Deposit		X	4210 · Amb...	125.07		6,407.02
Deposit	03/27/2026		Humana	Deposit		X	4210 · Amb...	208.36		6,615.38
Deposit	03/27/2026		Humana	Deposit		X	4210 · Amb...	237.90		6,853.28

Superstition Fire & Medical District Transaction Detail by Account March 2026

Type	Date	Num	Name	Memo	Class	Clr	Split	Debit	Credit	Balance
Deposit	03/27/2026		Transport Cust...	Deposit		X	4210 · Amb...	1,386.92		8,240.20
Deposit	03/27/2026		Medisun	Deposit		X	4210 · Amb...	757.81		8,998.01
Deposit	03/27/2026		UHC Community	Deposit		X	4210 · Amb...	471.45		9,469.46
Deposit	03/27/2026		UHC Community	Deposit		X	4210 · Amb...	2,592.29		12,061.75
Deposit	03/27/2026		UHC Community	Deposit		X	4210 · Amb...	5,353.79		17,415.54
Deposit	03/30/2026		BCBS	Deposit		X	4210 · Amb...	1,702.63		19,118.17
Deposit	03/30/2026		Cariten	Deposit		X	4210 · Amb...	1,052.21		20,170.38
Deposit	03/30/2026		Cigna	Deposit		X	4210 · Amb...	975.09		21,145.47
Deposit	03/30/2026		Eic Hcclaimprmt	Deposit		X	4210 · Amb...	271.73		21,417.20
Deposit	03/30/2026		Humana	Deposit		X	4210 · Amb...	278.14		21,695.34
Deposit	03/30/2026		Transport Cust...	Deposit		X	4210 · Amb...	150.00		21,845.34
Deposit	03/30/2026		Transport Cust...	Deposit		X	4210 · Amb...	470.00		22,315.34
Deposit	03/30/2026		Transport Cust...	Deposit		X	4210 · Amb...	1,910.03		24,225.37
Deposit	03/30/2026		Noridian	Deposit		X	4210 · Amb...	7,530.99		31,756.36
Deposit	03/30/2026		UHC Community	Deposit		X	4210 · Amb...	1,409.66		33,166.02
Deposit	03/30/2026		UHC Community	Deposit		X	4210 · Amb...	437.61		33,603.63
Deposit	03/30/2026		United Healthcare	Deposit		X	4210 · Amb...	2,683.82		36,287.45
Deposit	03/31/2026		AARP Supp	Deposit		X	4210 · Amb...	475.82		36,763.27
Deposit	03/31/2026		BCBS	Deposit		X	4210 · Amb...	196.63		36,959.90
Deposit	03/31/2026		Cariten	Deposit		X	4210 · Amb...	281.80		37,241.70
Deposit	03/31/2026		Humana	Deposit		X	4210 · Amb...	234.32		37,476.02
Deposit	03/31/2026		Humana	Deposit		X	4210 · Amb...	469.13		37,945.15
Deposit	03/31/2026		Transport Cust...	Deposit		X	4210 · Amb...	2,705.02		40,650.17
Deposit	03/31/2026		Noridian	Deposit		X	4210 · Amb...	5,280.50		45,930.67
Deposit	03/31/2026		UHC Community	Deposit		X	4210 · Amb...	375.21		46,305.88
Total 10130 · WF Ambulance Payroll 150								527,347.95	481,042.07	46,305.88
10140 · WF Transport Lockbox 150										
Deposit	03/02/2026			Deposit		X	4210 · Amb...	17,836.98		17,836.98
Deposit	03/03/2026			Deposit		X	4210 · Amb...	2,028.36		19,865.34
Deposit	03/04/2026			Deposit		X	4210 · Amb...	2,225.45		22,090.79
Deposit	03/05/2026			Deposit		X	4210 · Amb...	327.40		22,418.19
Deposit	03/06/2026			Deposit		X	4210 · Amb...	8,401.14		30,819.33
Deposit	03/09/2026			Deposit		X	4210 · Amb...	23,680.55		54,499.88
Deposit	03/10/2026			Deposit		X	4210 · Amb...	771.01		55,270.89
Deposit	03/11/2026			Deposit		X	4210 · Amb...	6,752.59		62,023.48
Deposit	03/12/2026			Deposit		X	4210 · Amb...	1,042.67		63,066.15
Deposit	03/13/2026			Deposit		X	4210 · Amb...	2,041.76		65,107.91
Deposit	03/16/2026			Deposit		X	4210 · Amb...	10,736.15		75,844.06
Deposit	03/17/2026			Deposit		X	4210 · Amb...	11,493.79		87,337.85
Deposit	03/19/2026			Deposit		X	4210 · Amb...	350.00		87,687.85
Deposit	03/20/2026			Deposit		X	4210 · Amb...	5,915.10		93,602.95
Deposit	03/23/2026			Deposit		X	4210 · Amb...	18,206.96		111,809.91
Transfer	03/23/2026			Funds Tra...		X	10130 · WF...		151,037.87	-39,227.96
Deposit	03/24/2026			Deposit		X	4210 · Amb...	2,637.41		-36,590.55
Deposit	03/25/2026			Deposit		X	4210 · Amb...	307.09		-36,283.46
Deposit	03/26/2026			Deposit		X	4210 · Amb...	4,788.31		-31,495.15
Deposit	03/27/2026			Deposit		X	4210 · Amb...	17,188.77		-14,306.38
Deposit	03/30/2026			Deposit		X	4210 · Amb...	14,572.17		265.79
Deposit	03/31/2026			Deposit		X	4210 · Amb...	6,639.26		6,905.05

Superstition Fire & Medical District Transaction Detail by Account March 2026

Type	Date	Num	Name	Memo	Class	Clr	Split	Debit	Credit	Balance
Deposit	03/31/2026			Deposit			4210 · Amb...	6,639.26		13,544.31
Total 10140 · WF Transport Lockbox 150								164,582.18	151,037.87	13,544.31
10150 · WF Payroll Account 100										
Check	03/02/2026	ACH	PSPRS			X	21700 · Car...		88,303.56	-88,303.56
General Journal	03/05/2026	895		BILL 03/05...		X	1072 · Bill.c...		161,847.08	-250,150.64
Transfer	03/05/2026			Funds Tra...		X	10100 · PC...	950,000.00		699,849.36
Transfer	03/06/2026			Funds Tra...		X	10130 · WF...	196,219.13		896,068.49
General Journal	03/10/2026	877		BILL 03/10...		X	1072 · Bill.c...	3,643.50		899,711.99
Check	03/12/2026	EFT	Bill.com			X	6301 · Com...		476.08	899,235.91
Check	03/12/2026	EFT				X	21660 · HS...		5,267.81	893,968.10
General Journal	03/13/2026	879		BILL 03/13...		X	1072 · Bill.c...		62,075.11	831,892.99
Check	03/13/2026	ACH	PSPRS			X	21700 · Car...		90,546.78	741,346.21
Check	03/13/2026	ACH	Health Equity			X	21660 · HS...		22,916.28	718,429.93
Check	03/13/2026	ACH	Arizona State R...			X	21725 · Civi...		27,564.46	690,865.47
General Journal	03/13/2026	887				X	5010.1 · Ad...		387,599.33	303,266.14
General Journal	03/13/2026	887				X	5010.1 · Ad...		98,429.63	204,836.51
General Journal	03/18/2026	881		BILL 03/18...		X	1072 · Bill.c...		105.50	204,731.01
Check	03/18/2026	ACH	Nationwide Retir...			X	21800 · Pre...		710.00	204,021.01
Check	03/18/2026	ACH	Nationwide Retir...			X	21800 · Pre...		8,630.90	195,390.11
Check	03/18/2026	ACH	Nationwide Retir...			X	21800 · Pre...		8,988.89	186,401.22
Check	03/18/2026	ACH	Nationwide Retir...			X	21800 · Pre...		16,014.93	170,386.29
Check	03/18/2026	ACH	Nationwide Retir...			X	21800 · Pre...		27,204.53	143,181.76
Check	03/18/2026	ACH	Nationwide Retir...			X	21800 · Pre...		33,467.47	109,714.29
General Journal	03/19/2026	882		BILL 03/19...		X	1072 · Bill.c...		87,207.90	22,506.39
Transfer	03/19/2026			Funds Tra...		X	10100 · PC...	550,000.00		572,506.39
Transfer	03/23/2026			Funds Tra...		X	10130 · WF...	283,916.10		856,422.49
General Journal	03/24/2026	880		BILL 03/24...		X	1072 · Bill.c...		6,879.62	849,542.87
Bill Pmt -Check	03/25/2026	N/A	Chase Cardme...	# 4246315...		X	20000 · Acc...		13,140.61	836,402.26
General Journal	03/26/2026	883		BILL 03/26...		X	1072 · Bill.c...		276,054.39	560,347.87
Check	03/26/2026	ACH	PSPRS			X	21700 · Car...		91,144.29	469,203.58
Check	03/26/2026	EFT				X	21660 · HS...		5,257.04	463,946.54
Check	03/27/2026	ACH	Health Equity			X	21660 · HS...		21,736.28	442,210.26
Check	03/27/2026	ACH	Arizona State R...			X	21725 · Civi...		27,637.08	414,573.18
General Journal	03/27/2026	887				X	5010.1 · Ad...		381,097.12	33,476.06
General Journal	03/27/2026	887				X	5010.1 · Ad...		92,872.95	-59,396.89
General Journal	03/31/2026	884		BILL 03/31...		X	1072 · Bill.c...	43.00		-59,353.89
Check	03/31/2026	ACH	Nationwide Retir...			X	21800 · Pre...		710.00	-60,063.89
Check	03/31/2026	ACH	Nationwide Retir...			X	21800 · Pre...		8,641.59	-68,705.48
Check	03/31/2026	ACH	Nationwide Retir...			X	21800 · Pre...		9,007.47	-77,712.95
Check	03/31/2026	ACH	Nationwide Retir...			X	21800 · Pre...		15,984.93	-93,697.88
Check	03/31/2026	ACH	Nationwide Retir...			X	21800 · Pre...		33,949.35	-127,647.23
Total 10150 · WF Payroll Account 100								1,983,821.73	2,111,468.96	-127,647.23
10200 · PCT Capital Fund 200										
General Journal	03/31/2026	880		To Record ...		X	4250 · Inter...	5,295.70		5,295.70
Total 10200 · PCT Capital Fund 200								5,295.70	0.00	5,295.70

Superstition Fire & Medical District Transaction Detail by Account March 2026

Type	Date	Num	Name	Memo	Class	Clr	Split	Debit	Credit	Balance
10400 · PCT Special Fund 400										
Deposit	03/18/2026			Deposit		X	-SPLIT-	2,608.00		2,608.00
General Journal	03/31/2026	879		To Record ...		X	4250 · Inter...	782.21		3,390.21
Total 10400 · PCT Special Fund 400								3,390.21	0.00	3,390.21
10500 · PCT Debt Service Principal 500										
General Journal	03/31/2026	878		To Record ...		X	4010 · Prop...	21,091.16		21,091.16
Total 10500 · PCT Debt Service Principal 500								21,091.16	0.00	21,091.16
10600 · PCT Debt Service Interest 600										
General Journal	03/31/2026	861		To Record ...		X	4010 · Prop...	1,139.09		1,139.09
Total 10600 · PCT Debt Service Interest 600								1,139.09	0.00	1,139.09
10700 · PCT Contingency Fund 700										
General Journal	03/31/2026	876		To Record ...		X	4250 · Inter...	8,080.97		8,080.97
Total 10700 · PCT Contingency Fund 700								8,080.97	0.00	8,080.97
1072 · Bill.com Money Out Clearing										
Bill Pmt -Check	03/05/2026	Bill.c...	Southwest Grou...	https://app...			20000 · Acc...		400.00	-400.00
Bill Pmt -Check	03/05/2026	Bill.c...	City of Mesa	https://app...			20000 · Acc...	52,231.90		-52,631.90
Bill Pmt -Check	03/05/2026	Bill.c...	Bound Tree Med...	https://app...			20000 · Acc...	4.69		-52,636.59
Bill Pmt -Check	03/05/2026	Bill.c...	Ruggiero's Ace ...	https://app...			20000 · Acc...	14.72		-52,651.31
Bill Pmt -Check	03/05/2026	Bill.c...	Factory Motor P...	https://app...			20000 · Acc...	243.05		-52,894.36
Bill Pmt -Check	03/05/2026	Bill.c...	Ruggiero's Ace ...	https://app...			20000 · Acc...	23.52		-52,917.88
Bill Pmt -Check	03/05/2026	Bill.c...	Vessel Homes S...	https://app...			20000 · Acc...	330.00		-53,247.88
Bill Pmt -Check	03/05/2026	Bill.c...	West Direct Oil, ...	https://app...			20000 · Acc...	3,265.92		-56,513.80
Bill Pmt -Check	03/05/2026	Bill.c...	Factory Motor P...	https://app...			20000 · Acc...	238.38		-56,752.18
Bill Pmt -Check	03/05/2026	Bill.c...	ADR Hardware, ...	https://app...			20000 · Acc...	34.89		-56,787.07
Bill Pmt -Check	03/05/2026	Bill.c...	Apache Junction...	https://app...			20000 · Acc...	269.95		-57,057.02
Bill Pmt -Check	03/05/2026	Bill.c...	Ruggiero's Ace ...	https://app...			20000 · Acc...	59.86		-57,116.88
Bill Pmt -Check	03/05/2026	Bill.c...	Arizona PPE Re...	https://app...			20000 · Acc...	125.00		-57,241.88
Bill Pmt -Check	03/05/2026	Bill.c...	Mr. Geof Shively	https://app...			20000 · Acc...	969.30		-58,211.18
Bill Pmt -Check	03/05/2026	Bill.c...	San Tan Auto P...	https://app...			20000 · Acc...	327.79		-58,538.97
Bill Pmt -Check	03/05/2026	Bill.c...	Brady Industries...	https://app...			20000 · Acc...	79.73		-58,618.70
Bill Pmt -Check	03/05/2026	Bill.c...	O'Reilly Automot...	https://app...			20000 · Acc...	211.38		-58,830.08
Bill Pmt -Check	03/05/2026	Bill.c...	Ruggiero's Ace ...	https://app...			20000 · Acc...	78.51		-58,908.59
Bill Pmt -Check	03/05/2026	Bill.c...	United Fire Equi...	https://app...			20000 · Acc...	278.43		-59,187.02
Bill Pmt -Check	03/05/2026	Bill.c...	United Fire Equi...	https://app...			20000 · Acc...	421.74		-59,608.76
Bill Pmt -Check	03/05/2026	Bill.c...	Medline Industri...	https://app...			20000 · Acc...	559.68		-60,168.44
Bill Pmt -Check	03/05/2026	Bill.c...	San Tan Auto P...	https://app...			20000 · Acc...	81.01		-60,249.45
Bill Pmt -Check	03/05/2026	Bill.c...	O'Reilly Automot...	https://app...			20000 · Acc...	34.31		-60,283.76
Bill Pmt -Check	03/05/2026	Bill.c...	Arizona PPE Re...	https://app...			20000 · Acc...	1,350.00		-61,633.76
Bill Pmt -Check	03/05/2026	Bill.c...	Bound Tree Med...	https://app...			20000 · Acc...	37.29		-61,671.05
Bill Pmt -Check	03/05/2026	Bill.c...	Bound Tree Med...	https://app...			20000 · Acc...	67.12		-61,738.17
Bill Pmt -Check	03/05/2026	Bill.c...	Ruggiero's Ace ...	https://app...			20000 · Acc...	16.56		-61,754.73
Bill Pmt -Check	03/05/2026	Bill.c...	United Fire Equi...	https://app...			20000 · Acc...	176.71		-61,931.44
Bill Pmt -Check	03/05/2026	Bill.c...	Brady Industries...	https://app...			20000 · Acc...	41.61		-61,973.05
Bill Pmt -Check	03/05/2026	Bill.c...	Bound Tree Med...	https://app...			20000 · Acc...	31.00		-62,004.05

Superstition Fire & Medical District Transaction Detail by Account March 2026

Type	Date	Num	Name	Memo	Class	Clr	Split	Debit	Credit	Balance
Bill Pmt -Check	03/05/2026	Bill.c...	United Fire Equi...	https://app...			20000 · Acc...		253.98	-62,258.03
Bill Pmt -Check	03/05/2026	Bill.c...	United Fire Equi...	https://app...			20000 · Acc...		59.77	-62,317.80
Bill Pmt -Check	03/05/2026	Bill.c...	United Fire Equi...	https://app...			20000 · Acc...		152.40	-62,470.20
Bill Pmt -Check	03/05/2026	Bill.c...	Support Paymen...	https://app...			20000 · Acc...		1,660.59	-64,130.79
Bill Pmt -Check	03/05/2026	Bill.c...	Jonoco, LLC	https://app...			20000 · Acc...		650.00	-64,780.79
Bill Pmt -Check	03/05/2026	Bill.c...	Superstition Saf...	https://app...			20000 · Acc...		210.00	-64,990.79
Bill Pmt -Check	03/05/2026	Bill.c...	Vessel Homes S...	https://app...			20000 · Acc...		989.62	-65,980.41
Bill Pmt -Check	03/05/2026	Bill.c...	David R. Pohl...	https://app...			20000 · Acc...		3,483.00	-69,463.41
Bill Pmt -Check	03/05/2026	Bill.c...	Robert Horne Ford	https://app...			20000 · Acc...		170.17	-69,633.58
Bill Pmt -Check	03/05/2026	Bill.c...	AT & T Mobility	https://app...			20000 · Acc...		2,686.68	-72,320.26
Bill Pmt -Check	03/05/2026	Bill.c...	Ruggiero's Ace ...	https://app...			20000 · Acc...		64.74	-72,385.00
Bill Pmt -Check	03/05/2026	Bill.c...	Ruggiero's Ace ...	https://app...			20000 · Acc...		14.72	-72,399.72
Bill Pmt -Check	03/05/2026	Bill.c...	Ruggiero's Ace ...	https://app...			20000 · Acc...		22.57	-72,422.29
Bill Pmt -Check	03/05/2026	Bill.c...	O'Reilly Automot...	https://app...			20000 · Acc...		5.77	-72,428.06
Bill Pmt -Check	03/05/2026	Bill.c...	Mediacom	https://app...			20000 · Acc...		4,450.00	-76,878.06
Bill Pmt -Check	03/05/2026	Bill.c...	Ruggiero's Ace ...	https://app...			20000 · Acc...		84.33	-76,962.39
Bill Pmt -Check	03/05/2026	Bill.c...	7710 Insurance ...	https://app...			20000 · Acc...		43,040.98	-120,003.37
Bill Pmt -Check	03/05/2026	Bill.c...	Bound Tree Med...	https://app...			20000 · Acc...		1,800.02	-121,803.39
Bill Pmt -Check	03/05/2026	Bill.c...	RV Stripes & Gr...	https://app...			20000 · Acc...		9.31	-121,812.70
Bill Pmt -Check	03/05/2026	Bill.c...	Hughes Fire Eq...	https://app...			20000 · Acc...		1,267.75	-123,080.45
Bill Pmt -Check	03/05/2026	Bill.c...	Mediacom	https://app...			20000 · Acc...		392.73	-123,473.18
Bill Pmt -Check	03/05/2026	Bill.c...	Brady Industries...	https://app...			20000 · Acc...		59.81	-123,532.99
Bill Pmt -Check	03/05/2026	Bill.c...	Brady Industries...	https://app...			20000 · Acc...		247.61	-123,780.60
Bill Pmt -Check	03/05/2026	Bill.c...	Municipal Emerg...	https://app...			20000 · Acc...		2,316.89	-126,097.49
Bill Pmt -Check	03/05/2026	Bill.c...	United Fire Equi...	https://app...			20000 · Acc...		352.35	-126,449.84
Bill Pmt -Check	03/05/2026	Bill.c...	Arizona PPE Re...	https://app...			20000 · Acc...		125.00	-126,574.84
Bill Pmt -Check	03/05/2026	Bill.c...	Banner Goldfield...	https://app...			20000 · Acc...		1,358.80	-127,933.64
Bill Pmt -Check	03/05/2026	Bill.c...	Wex Bank, Inc.	https://app...			20000 · Acc...		3,318.11	-131,251.75
Bill Pmt -Check	03/05/2026	Bill.c...	Salt River Project	https://app...			20000 · Acc...		4,694.24	-135,945.99
Bill Pmt -Check	03/05/2026	Bill.c...	Southwest Gas ...	https://app...			20000 · Acc...		125.03	-136,071.02
Bill Pmt -Check	03/05/2026	Bill.c...	Southwest Gas ...	https://app...			20000 · Acc...		50.27	-136,121.29
Bill Pmt -Check	03/05/2026	Bill.c...	Arizona Propane	https://app...			20000 · Acc...		444.21	-136,565.50
Bill Pmt -Check	03/05/2026	Bill.c...	United Fire Equi...	https://app...			20000 · Acc...		12.43	-136,577.93
Bill Pmt -Check	03/05/2026	Bill.c...	Ruggiero's Ace ...	https://app...			20000 · Acc...		113.50	-136,691.43
Bill Pmt -Check	03/05/2026	Bill.c...	Prophet Network...	https://app...			20000 · Acc...		4,583.34	-141,274.77
Bill Pmt -Check	03/05/2026	Bill.c...	Brady Industries...	https://app...			20000 · Acc...		48.81	-141,323.58
Bill Pmt -Check	03/05/2026	Bill.c...	Ruggiero's Ace ...	https://app...			20000 · Acc...		21.59	-141,345.17
Bill Pmt -Check	03/05/2026	Bill.c...	Advanced Data ...	https://app...			20000 · Acc...		19,542.67	-160,887.84
Bill Pmt -Check	03/05/2026	Bill.c...	Bound Tree Med...	https://app...			20000 · Acc...		92.91	-160,980.75
Bill Pmt -Check	03/05/2026	Bill.c...	Bound Tree Med...	https://app...			20000 · Acc...		117.34	-161,098.09
Bill Pmt -Check	03/05/2026	Bill.c...	Freightliner Of A...	https://app...			20000 · Acc...		5.21	-161,103.30
Bill Pmt -Check	03/05/2026	Bill.c...	Bound Tree Med...	https://app...			20000 · Acc...		272.42	-161,375.72
Bill Pmt -Check	03/05/2026	Bill.c...	Southwest Gas ...	https://app...			20000 · Acc...		268.86	-161,644.58
General Journal	03/05/2026	895		BILL 03/05...			10150 · WF...	161,847.08		202.50
Bill Pmt -Check	03/05/2026	Bill.c...	Roadrunner Oxy...	https://app...			20000 · Acc...		20.00	182.50
Bill Pmt -Check	03/05/2026	Bill.c...	Roadrunner Oxy...	https://app...			20000 · Acc...		77.00	105.50
Bill Pmt -Check	03/05/2026	Bill.c...	Roadrunner Oxy...	https://app...			20000 · Acc...		105.50	0.00
General Journal	03/10/2026	877		BILL 03/10...			10150 · WF...		3,643.50	-3,643.50
Bill Pmt -Check	03/13/2026	Bill.c...	Hughes Fire Eq...	https://app...			20000 · Acc...		157.94	-3,801.44
Bill Pmt -Check	03/13/2026	Bill.c...	United Fire Equi...	https://app...			20000 · Acc...		89.45	-3,890.89

Superstition Fire & Medical District Transaction Detail by Account March 2026

Type	Date	Num	Name	Memo	Class	Clr	Split	Debit	Credit	Balance
Bill Pmt -Check	03/13/2026	Bill.c...	City of Apache J...	https://app...			20000 · Acc...		10,113.04	-14,003.93
Bill Pmt -Check	03/13/2026	Bill.c...	Bound Tree Med...	https://app...			20000 · Acc...		2,216.40	-16,220.33
Bill Pmt -Check	03/13/2026	Bill.c...	San Tan Auto P...	https://app...			20000 · Acc...		83.03	-16,303.36
Bill Pmt -Check	03/13/2026	Bill.c...	Toshiba Americ...	https://app...			20000 · Acc...		84.01	-16,387.37
Bill Pmt -Check	03/13/2026	Bill.c...	O'Reilly Automot...	https://app...			20000 · Acc...		32.72	-16,420.09
Bill Pmt -Check	03/13/2026	Bill.c...	James Vincent ...	https://app...			20000 · Acc...		8,850.00	-25,270.09
Bill Pmt -Check	03/13/2026	Bill.c...	L.N. Curtis & Sons	https://app...			20000 · Acc...		838.67	-26,108.76
Bill Pmt -Check	03/13/2026	Bill.c...	Factory Motor P...	https://app...			20000 · Acc...		183.87	-26,292.63
Bill Pmt -Check	03/13/2026	Bill.c...	The Preplanners...	https://app...			20000 · Acc...		3,000.00	-29,292.63
Bill Pmt -Check	03/13/2026	Bill.c...	Jonoco, LLC	https://app...			20000 · Acc...		965.00	-30,257.63
Bill Pmt -Check	03/13/2026	Bill.c...	Robert Horne Ford	https://app...			20000 · Acc...		18.86	-30,276.49
Bill Pmt -Check	03/13/2026	Bill.c...	San Tan Auto P...	https://app...			20000 · Acc...		717.53	-30,994.02
Bill Pmt -Check	03/13/2026	Bill.c...	Banner Occupati...	https://app...			20000 · Acc...		175.00	-31,169.02
Bill Pmt -Check	03/13/2026	Bill.c...	Hughes Fire Equ...	https://app...			20000 · Acc...		220.24	-31,389.26
Bill Pmt -Check	03/13/2026	Bill.c...	United Fire Equi...	https://app...			20000 · Acc...		48.16	-31,437.42
Bill Pmt -Check	03/13/2026	Bill.c...	Boyetts Family ...	https://app...			20000 · Acc...		71.49	-31,508.91
Bill Pmt -Check	03/13/2026	Bill.c...	Brady Industries...	https://app...			20000 · Acc...		95.37	-31,604.28
Bill Pmt -Check	03/13/2026	Bill.c...	San Tan Auto P...	https://app...			20000 · Acc...		130.69	-31,734.97
Bill Pmt -Check	03/13/2026	Bill.c...	Toshiba Americ...	https://app...			20000 · Acc...		183.07	-31,918.04
Bill Pmt -Check	03/13/2026	Bill.c...	W.W.Williams P...	https://app...			20000 · Acc...		197.75	-32,115.79
Bill Pmt -Check	03/13/2026	Bill.c...	United Fire Equi...	https://app...			20000 · Acc...		127.56	-32,243.35
Bill Pmt -Check	03/13/2026	Bill.c...	Bound Tree Med...	https://app...			20000 · Acc...		643.47	-32,886.82
Bill Pmt -Check	03/13/2026	Bill.c...	OTOB Services	https://app...			20000 · Acc...		3,300.00	-36,186.82
Bill Pmt -Check	03/13/2026	Bill.c...	Robert Horne Ford	https://app...			20000 · Acc...		557.38	-36,744.20
Bill Pmt -Check	03/13/2026	Bill.c...	Banner Goldfield...	https://app...			20000 · Acc...		41.90	-36,786.10
Bill Pmt -Check	03/13/2026	Bill.c...	Verizon Wireles...	https://app...			20000 · Acc...		1,998.97	-38,785.07
Bill Pmt -Check	03/13/2026	Bill.c...	Heartfit For Duty...	https://app...			20000 · Acc...		186.00	-38,971.07
Bill Pmt -Check	03/13/2026	Bill.c...	United Fire Equi...	https://app...			20000 · Acc...		22.69	-38,993.76
Bill Pmt -Check	03/13/2026	Bill.c...	Boyetts Family ...	https://app...			20000 · Acc...		104.03	-39,097.79
Bill Pmt -Check	03/13/2026	Bill.c...	Boyetts Family ...	https://app...			20000 · Acc...		73.09	-39,170.88
Bill Pmt -Check	03/13/2026	Bill.c...	Boyetts Family ...	https://app...			20000 · Acc...		36.00	-39,206.88
Bill Pmt -Check	03/13/2026	Bill.c...	Boyetts Family ...	https://app...			20000 · Acc...		36.00	-39,242.88
Bill Pmt -Check	03/13/2026	Bill.c...	Banner Goldfield...	https://app...			20000 · Acc...		1,502.30	-40,745.18
Bill Pmt -Check	03/13/2026	Bill.c...	Prudential Over...	https://app...			20000 · Acc...		1,788.56	-42,533.74
Bill Pmt -Check	03/13/2026	Bill.c...	Fire Station Furn...	https://app...			20000 · Acc...		262.83	-42,796.57
Bill Pmt -Check	03/13/2026	Bill.c...	Freightliner Of A...	https://app...			20000 · Acc...		106.70	-42,903.27
Bill Pmt -Check	03/13/2026	Bill.c...	Arizona Water C...	https://app...			20000 · Acc...		307.50	-43,210.77
Bill Pmt -Check	03/13/2026	Bill.c...	Brady Industries...	https://app...			20000 · Acc...		203.08	-43,413.85
Bill Pmt -Check	03/13/2026	Bill.c...	Double Duo Jani...	https://app...			20000 · Acc...		280.00	-43,693.85
Bill Pmt -Check	03/13/2026	Bill.c...	Heartfit For Duty...	https://app...			20000 · Acc...		772.40	-44,466.25
Bill Pmt -Check	03/13/2026	Bill.c...	United Fire Equi...	https://app...			20000 · Acc...		352.35	-44,818.60
Bill Pmt -Check	03/13/2026	Bill.c...	Brady Industries...	https://app...			20000 · Acc...		106.96	-44,925.56
Bill Pmt -Check	03/13/2026	Bill.c...	United Fire Equi...	https://app...			20000 · Acc...		89.87	-45,015.43
Bill Pmt -Check	03/13/2026	Bill.c...	San Tan Auto P...	https://app...			20000 · Acc...		538.94	-45,554.37
Bill Pmt -Check	03/13/2026	Bill.c...	Boyetts Family ...	https://app...			20000 · Acc...		71.49	-45,625.86
Bill Pmt -Check	03/13/2026	Bill.c...	Aetna Behaviora...	https://app...			20000 · Acc...		1,090.56	-46,716.42
Bill Pmt -Check	03/13/2026	Bill.c...	O'Reilly Automot...	https://app...			20000 · Acc...		40.36	-46,756.78
Bill Pmt -Check	03/13/2026	Bill.c...	Brady Industries...	https://app...			20000 · Acc...		221.25	-46,978.03
Bill Pmt -Check	03/13/2026	Bill.c...	Boyetts Family ...	https://app...			20000 · Acc...		109.09	-47,087.12
Bill Pmt -Check	03/13/2026	Bill.c...	Boyetts Family ...	https://app...			20000 · Acc...		109.09	-47,196.21

Superstition Fire & Medical District Transaction Detail by Account March 2026

Type	Date	Num	Name	Memo	Class	Clr	Split	Debit	Credit	Balance
Bill Pmt -Check	03/13/2026	Bill.c...	Bound Tree Med...	https://app...			20000 · Acc...		1,813.77	-49,009.98
Bill Pmt -Check	03/13/2026	Bill.c...	Brady Industries...	https://app...			20000 · Acc...		129.72	-49,139.70
Bill Pmt -Check	03/13/2026	Bill.c...	Professional Sal...	https://app...			20000 · Acc...		1,707.50	-50,847.20
Bill Pmt -Check	03/13/2026	Bill.c...	Arizona Water C...	https://app...			20000 · Acc...		52.90	-50,900.10
Bill Pmt -Check	03/13/2026	Bill.c...	CenturyLink	https://app...			20000 · Acc...		343.58	-51,243.68
Bill Pmt -Check	03/13/2026	Bill.c...	Fleetpride, Inc	https://app...			20000 · Acc...		264.86	-51,508.54
Bill Pmt -Check	03/13/2026	Bill.c...	W.W.Williams P...	https://app...			20000 · Acc...		1,780.78	-53,289.32
Bill Pmt -Check	03/13/2026	Bill.c...	Bakertilly	https://app...			20000 · Acc...		7,313.25	-60,602.57
Bill Pmt -Check	03/13/2026	Bill.c...	United Fire Equi...	https://app...			20000 · Acc...		704.70	-61,307.27
Bill Pmt -Check	03/13/2026	Bill.c...	United Fire Equi...	https://app...			20000 · Acc...		24.70	-61,331.97
Bill Pmt -Check	03/13/2026	Bill.c...	Freightliner Of A...	https://app...			20000 · Acc...		262.26	-61,594.23
Bill Pmt -Check	03/13/2026	Bill.c...	Republic Servic...	https://app...			20000 · Acc...		432.72	-62,026.95
Bill Pmt -Check	03/13/2026	Bill.c...	United Fire Equi...	https://app...			20000 · Acc...		48.16	-62,075.11
General Journal	03/13/2026	879		BILL 03/13...			10150 · WF...	62,075.11		0.00
Bill Pmt -Check	03/13/2026	Bill.c...	Arizona PPE Re...	https://app...			20000 · Acc...		204.00	-204.00
Bill Pmt -Check	03/13/2026	Bill.c...	Arizona PPE Re...	https://app...			20000 · Acc...		125.00	-329.00
Bill Pmt -Check	03/13/2026	Bill.c...	Arizona PPE Re...	https://app...			20000 · Acc...		3,314.50	-3,643.50
General Journal	03/18/2026	881		BILL 03/18...			10150 · WF...	105.50		-3,538.00
Bill Pmt -Check	03/18/2026	Bill.c...	Roadrunner Oxy...	https://app...			20000 · Acc...		105.50	-3,643.50
Bill Pmt -Check	03/19/2026	Bill.c...	United Fire Equi...	https://app...			20000 · Acc...		231.39	-3,874.89
Bill Pmt -Check	03/19/2026	Bill.c...	Zoll Medical Cor...	https://app...			20000 · Acc...		2,349.65	-6,224.54
Bill Pmt -Check	03/19/2026	Bill.c...	O'Reilly Automot...	https://app...			20000 · Acc...		127.04	-6,351.58
Bill Pmt -Check	03/19/2026	Bill.c...	O'Reilly Automot...	https://app...			20000 · Acc...		116.33	-6,467.91
Bill Pmt -Check	03/19/2026	Bill.c...	United Fire Equi...	https://app...			20000 · Acc...		155.21	-6,623.12
Bill Pmt -Check	03/19/2026	Bill.c...	United Fire Equi...	https://app...			20000 · Acc...		67.83	-6,690.95
Bill Pmt -Check	03/19/2026	Bill.c...	Bound Tree Med...	https://app...			20000 · Acc...		5.78	-6,696.73
Bill Pmt -Check	03/19/2026	Bill.c...	Healthcare Medi...	https://app...			20000 · Acc...		54.82	-6,751.55
Bill Pmt -Check	03/19/2026	Bill.c...	UKG Inc	https://app...			20000 · Acc...		220.66	-6,972.21
Bill Pmt -Check	03/19/2026	Bill.c...	Bound Tree Med...	https://app...			20000 · Acc...		1,082.35	-8,054.56
Bill Pmt -Check	03/19/2026	Bill.c...	Bud's Bulk Ice S...	https://app...			20000 · Acc...		443.94	-8,498.50
Bill Pmt -Check	03/19/2026	Bill.c...	Hughes Fire Eq...	https://app...			20000 · Acc...		12,819.54	-21,318.04
Bill Pmt -Check	03/19/2026	Bill.c...	Bound Tree Med...	https://app...			20000 · Acc...		56.22	-21,374.26
Bill Pmt -Check	03/19/2026	Bill.c...	Hughes Fire Eq...	https://app...			20000 · Acc...		142.78	-21,517.04
Bill Pmt -Check	03/19/2026	Bill.c...	Bound Tree Med...	https://app...			20000 · Acc...		527.28	-22,044.32
Bill Pmt -Check	03/19/2026	Bill.c...	City of Mesa	https://app...			20000 · Acc...		798.00	-22,842.32
Bill Pmt -Check	03/19/2026	Bill.c...	City of Scottsdale	https://app...			20000 · Acc...		30,000.00	-52,842.32
Bill Pmt -Check	03/19/2026	Bill.c...	Banner Occupati...	https://app...			20000 · Acc...		175.00	-53,017.32
Bill Pmt -Check	03/19/2026	Bill.c...	Bound Tree Med...	https://app...			20000 · Acc...		1,067.89	-54,085.21
Bill Pmt -Check	03/19/2026	Bill.c...	UKG Inc	https://app...			20000 · Acc...		324.30	-54,409.51
Bill Pmt -Check	03/19/2026	Bill.c...	O'Reilly Automot...	https://app...			20000 · Acc...		39.15	-54,448.66
Bill Pmt -Check	03/19/2026	Bill.c...	UKG Inc	https://app...			20000 · Acc...		213.58	-54,662.24
Bill Pmt -Check	03/19/2026	Bill.c...	Healthcare Medi...	https://app...			20000 · Acc...		74.82	-54,737.06
Bill Pmt -Check	03/19/2026	Bill.c...	Bud's Bulk Ice S...	https://app...			20000 · Acc...		505.04	-55,242.10
Bill Pmt -Check	03/19/2026	Bill.c...	Apache Junction...	https://app...			20000 · Acc...		4,500.00	-59,742.10
Bill Pmt -Check	03/19/2026	Bill.c...	Liberty Utilities AZ	https://app...			20000 · Acc...		58.44	-59,800.54
Bill Pmt -Check	03/19/2026	Bill.c...	O'Reilly Automot...	https://app...			20000 · Acc...		44.23	-59,844.77
Bill Pmt -Check	03/19/2026	Bill.c...	Bound Tree Med...	https://app...			20000 · Acc...		57.38	-59,902.15
Bill Pmt -Check	03/19/2026	Bill.c...	San Tan Auto P...	https://app...			20000 · Acc...		614.45	-60,516.60
Bill Pmt -Check	03/19/2026	Bill.c...	O'Reilly Automot...	https://app...			20000 · Acc...		25.51	-60,542.11
Bill Pmt -Check	03/19/2026	Bill.c...	United Fire Equi...	https://app...			20000 · Acc...		737.33	-61,279.44

Superstition Fire & Medical District Transaction Detail by Account March 2026

Type	Date	Num	Name	Memo	Class	Clr	Split	Debit	Credit	Balance
Bill Pmt -Check	03/19/2026	Bill.c...	Hughes Fire Eq...	https://app...			20000 · Acc...		992.80	-62,272.24
Bill Pmt -Check	03/19/2026	Bill.c...	Hughes Fire Eq...	https://app...			20000 · Acc...		849.72	-63,121.96
Bill Pmt -Check	03/19/2026	Bill.c...	CenturyLink	https://app...			20000 · Acc...		115.38	-63,237.34
Bill Pmt -Check	03/19/2026	Bill.c...	Hughes Fire Eq...	https://app...			20000 · Acc...		502.65	-63,739.99
Bill Pmt -Check	03/19/2026	Bill.c...	Hughes Fire Eq...	https://app...			20000 · Acc...		796.40	-64,536.39
Bill Pmt -Check	03/19/2026	Bill.c...	Arizona Water C...	https://app...			20000 · Acc...		54.58	-64,590.97
Bill Pmt -Check	03/19/2026	Bill.c...	Apache Junction...	https://app...			20000 · Acc...		69.65	-64,660.62
Bill Pmt -Check	03/19/2026	Bill.c...	Bound Tree Med...	https://app...			20000 · Acc...	1,310.55		-65,971.17
Bill Pmt -Check	03/19/2026	Bill.c...	O'Reilly Automot...	https://app...			20000 · Acc...		97.73	-66,068.90
Bill Pmt -Check	03/19/2026	Bill.c...	Medline Industri...	https://app...			20000 · Acc...		559.68	-66,628.58
Bill Pmt -Check	03/19/2026	Bill.c...	Mediacom	https://app...			20000 · Acc...		229.95	-66,858.53
Bill Pmt -Check	03/19/2026	Bill.c...	Robert Horne Ford	https://app...			20000 · Acc...		8.51	-66,867.04
Bill Pmt -Check	03/19/2026	Bill.c...	O'Reilly Automot...	https://app...			20000 · Acc...		23.04	-66,890.08
Bill Pmt -Check	03/19/2026	Bill.c...	United Fire Equi...	https://app...			20000 · Acc...		48.16	-66,938.24
Bill Pmt -Check	03/19/2026	Bill.c...	Apache Junction...	https://app...			20000 · Acc...		65.79	-67,004.03
Bill Pmt -Check	03/19/2026	Bill.c...	UKG Inc	https://app...			20000 · Acc...		177.64	-67,181.67
Bill Pmt -Check	03/19/2026	Bill.c...	Brady Industries...	https://app...			20000 · Acc...		163.68	-67,345.35
Bill Pmt -Check	03/19/2026	Bill.c...	United Fire Equi...	https://app...			20000 · Acc...		282.65	-67,628.00
Bill Pmt -Check	03/19/2026	Bill.c...	Liberty Utilities AZ	https://app...			20000 · Acc...		60.71	-67,688.71
Bill Pmt -Check	03/19/2026	Bill.c...	Bud's Bulk Ice S...	https://app...			20000 · Acc...		417.76	-68,106.47
Bill Pmt -Check	03/19/2026	Bill.c...	UKG Inc	https://app...			20000 · Acc...		58.08	-68,164.55
Bill Pmt -Check	03/19/2026	Bill.c...	Healthcare Medi...	https://app...			20000 · Acc...		74.82	-68,239.37
Bill Pmt -Check	03/19/2026	Bill.c...	Arizona Water C...	https://app...			20000 · Acc...		293.19	-68,532.56
Bill Pmt -Check	03/19/2026	Bill.c...	Bound Tree Med...	https://app...			20000 · Acc...		879.34	-69,411.90
Bill Pmt -Check	03/19/2026	Bill.c...	Bound Tree Med...	https://app...			20000 · Acc...		101.45	-69,513.35
Bill Pmt -Check	03/19/2026	Bill.c...	Bud's Bulk Ice S...	https://app...			20000 · Acc...		417.76	-69,931.11
Bill Pmt -Check	03/19/2026	Bill.c...	United Fire Equi...	https://app...			20000 · Acc...		513.42	-70,444.53
Bill Pmt -Check	03/19/2026	Bill.c...	Hawkeye Engra...	https://app...			20000 · Acc...		193.20	-70,637.73
Bill Pmt -Check	03/19/2026	Bill.c...	United Fire Equi...	https://app...			20000 · Acc...		69.72	-70,707.45
Bill Pmt -Check	03/19/2026	Bill.c...	Fleetpride, Inc	https://app...			20000 · Acc...		67.77	-70,775.22
Bill Pmt -Check	03/19/2026	Bill.c...	O'Reilly Automot...	https://app...			20000 · Acc...		78.33	-70,853.55
Bill Pmt -Check	03/19/2026	Bill.c...	Bound Tree Med...	https://app...			20000 · Acc...	1,528.62		-72,382.17
Bill Pmt -Check	03/19/2026	Bill.c...	Apache Junction...	https://app...			20000 · Acc...		245.49	-72,627.66
Bill Pmt -Check	03/19/2026	Bill.c...	Bound Tree Med...	https://app...			20000 · Acc...		661.85	-73,289.51
Bill Pmt -Check	03/19/2026	Bill.c...	Freightliner Of A...	https://app...			20000 · Acc...		144.53	-73,434.04
Bill Pmt -Check	03/19/2026	Bill.c...	Bound Tree Med...	https://app...			20000 · Acc...		3,050.33	-76,484.37
Bill Pmt -Check	03/19/2026	Bill.c...	Support Paymen...	https://app...			20000 · Acc...		1,660.59	-78,144.96
Bill Pmt -Check	03/19/2026	Bill.c...	City of Phoenix	https://app...			20000 · Acc...		4,500.00	-82,644.96
Bill Pmt -Check	03/19/2026	Bill.c...	Bound Tree Med...	https://app...			20000 · Acc...		1,527.11	-84,172.07
Bill Pmt -Check	03/19/2026	Bill.c...	Bound Tree Med...	https://app...			20000 · Acc...		1,281.63	-85,453.70
Bill Pmt -Check	03/19/2026	Bill.c...	Banner Occupati...	https://app...			20000 · Acc...		85.00	-85,538.70
Bill Pmt -Check	03/19/2026	Bill.c...	Bound Tree Med...	https://app...			20000 · Acc...	1,550.93		-87,089.63
Bill Pmt -Check	03/19/2026	Bill.c...	Robert Horne Ford	https://app...			20000 · Acc...		25.10	-87,114.73
Bill Pmt -Check	03/19/2026	Bill.c...	Healthcare Medi...	https://app...			20000 · Acc...		74.82	-87,189.55
Bill Pmt -Check	03/19/2026	Bill.c...	First Choice Aut...	https://app...			20000 · Acc...		401.40	-87,590.95
Bill Pmt -Check	03/19/2026	Bill.c...	Banner Occupati...	https://app...			20000 · Acc...		80.00	-87,670.95
Bill Pmt -Check	03/19/2026	Bill.c...	Bud's Bulk Ice S...	https://app...			20000 · Acc...		243.20	-87,914.15
Bill Pmt -Check	03/19/2026	Bill.c...	Bound Tree Med...	https://app...			20000 · Acc...		11.49	-87,925.64
Bill Pmt -Check	03/19/2026	Bill.c...	Bud's Bulk Ice S...	https://app...			20000 · Acc...		330.48	-88,256.12
Bill Pmt -Check	03/19/2026	Bill.c...	Bound Tree Med...	https://app...			20000 · Acc...		25.95	-88,282.07

Superstition Fire & Medical District Transaction Detail by Account March 2026

Type	Date	Num	Name	Memo	Class	Clr	Split	Debit	Credit	Balance
Bill Pmt -Check	03/19/2026	Bill.c...	L.N. Curtis & Sons	https://app...			20000 · Acc...		174.58	-88,456.65
Bill Pmt -Check	03/19/2026	Bill.c...	First Choice Aut...	https://app...			20000 · Acc...		428.80	-88,885.45
Bill Pmt -Check	03/19/2026	Bill.c...	Bound Tree Med...	https://app...			20000 · Acc...		431.06	-89,316.51
Bill Pmt -Check	03/19/2026	Bill.c...	Bound Tree Med...	https://app...			20000 · Acc...		737.91	-90,054.42
Bill Pmt -Check	03/19/2026	Bill.c...	relevant Digital ...	https://app...			20000 · Acc...		99.00	-90,153.42
Bill Pmt -Check	03/19/2026	Bill.c...	Healthcare Medi...	https://app...			20000 · Acc...		74.82	-90,228.24
General Journal	03/19/2026	882		BILL 03/19...			10150 · WF...	87,207.90		-3,020.34
Bill Pmt -Check	03/19/2026	Bill.c...	Bound Tree Med...	https://app...			20000 · Acc...		623.16	-3,643.50
Bill Pmt -Check	03/24/2026	Bill.c...	Delta Dental Ins...	https://app...			20000 · Acc...		6,879.62	-10,523.12
General Journal	03/24/2026	880		BILL 03/24...			10150 · WF...	6,879.62		-3,643.50
Bill Pmt -Check	03/26/2026	Bill.c...	United Fire Equi...	https://app...			20000 · Acc...		416.21	-4,059.71
Bill Pmt -Check	03/26/2026	Bill.c...	Arizona Water C...	https://app...			20000 · Acc...		41.41	-4,101.12
Bill Pmt -Check	03/26/2026	Bill.c...	BCBS of ARIZO...	https://app...			20000 · Acc...		1,367.01	-5,468.13
Bill Pmt -Check	03/26/2026	Bill.c...	United Fire Equi...	https://app...			20000 · Acc...		326.15	-5,794.28
Bill Pmt -Check	03/26/2026	Bill.c...	RICHARD E STI...	https://app...			20000 · Acc...		160.00	-5,954.28
Bill Pmt -Check	03/26/2026	Bill.c...	United Fire Equi...	https://app...			20000 · Acc...		10.96	-5,965.24
Bill Pmt -Check	03/26/2026	Bill.c...	Cover-All Uphol...	https://app...			20000 · Acc...		187.49	-6,152.73
Bill Pmt -Check	03/26/2026	Bill.c...	United Fire Equi...	https://app...			20000 · Acc...		30.06	-6,182.79
Bill Pmt -Check	03/26/2026	Bill.c...	O'Reilly Automot...	https://app...			20000 · Acc...		34.54	-6,217.33
Bill Pmt -Check	03/26/2026	Bill.c...	RICHARD W S...	https://app...			20000 · Acc...		35.00	-6,252.33
Bill Pmt -Check	03/26/2026	Bill.c...	Jonoco, LLC	https://app...			20000 · Acc...		1,250.00	-7,502.33
Bill Pmt -Check	03/26/2026	Bill.c...	Jonoco, LLC	https://app...			20000 · Acc...		1,250.00	-8,752.33
Bill Pmt -Check	03/26/2026	Bill.c...	UKG Inc	https://app...			20000 · Acc...		16,024.61	-24,776.94
Bill Pmt -Check	03/26/2026	Bill.c...	City of Mesa	https://app...			20000 · Acc...		41,207.84	-65,984.78
Bill Pmt -Check	03/26/2026	Bill.c...	Virginia Mellick	https://app...			20000 · Acc...		75.00	-66,059.78
Bill Pmt -Check	03/26/2026	Bill.c...	L.N. Curtis & Sons	https://app...			20000 · Acc...		416.33	-66,476.11
Bill Pmt -Check	03/26/2026	Bill.c...	United Fire Equi...	https://app...			20000 · Acc...		41.35	-66,517.46
Bill Pmt -Check	03/26/2026	Bill.c...	Southern Tire M...	https://app...			20000 · Acc...		4,098.37	-70,615.83
Bill Pmt -Check	03/26/2026	Bill.c...	United Fire Equi...	https://app...			20000 · Acc...		185.01	-70,800.84
Bill Pmt -Check	03/26/2026	Bill.c...	Jonoco, LLC	https://app...			20000 · Acc...		1,080.00	-71,880.84
Bill Pmt -Check	03/26/2026	Bill.c...	United Fire Equi...	https://app...			20000 · Acc...		60.54	-71,941.38
Bill Pmt -Check	03/26/2026	Bill.c...	Cummins Sales ...	https://app...			20000 · Acc...		62.27	-72,003.65
Bill Pmt -Check	03/26/2026	Bill.c...	Jonoco, LLC	https://app...			20000 · Acc...		1,400.00	-73,403.65
Bill Pmt -Check	03/26/2026	Bill.c...	Vessel Homes S...	https://app...			20000 · Acc...		1,080.00	-74,483.65
Bill Pmt -Check	03/26/2026	Bill.c...	Bound Tree Med...	https://app...			20000 · Acc...		47.89	-74,531.54
Bill Pmt -Check	03/26/2026	Bill.c...	U.S. BANK EQU...	https://app...			20000 · Acc...		332.40	-74,863.94
Bill Pmt -Check	03/26/2026	Bill.c...	San Tan Auto P...	https://app...			20000 · Acc...		7,260.74	-82,124.68
Bill Pmt -Check	03/26/2026	Bill.c...	Arizona Water C...	https://app...			20000 · Acc...		87.31	-82,211.99
Bill Pmt -Check	03/26/2026	Bill.c...	Municipal Emerg...	https://app...			20000 · Acc...		4,460.60	-86,672.59
Bill Pmt -Check	03/26/2026	Bill.c...	Vessel Homes S...	https://app...			20000 · Acc...		4,054.30	-90,726.89
Bill Pmt -Check	03/26/2026	Bill.c...	First Choice Aut...	https://app...			20000 · Acc...		428.80	-91,155.69
Bill Pmt -Check	03/26/2026	Bill.c...	O'Reilly Automot...	https://app...			20000 · Acc...		5.77	-91,161.46
Bill Pmt -Check	03/26/2026	Bill.c...	Brady Industries...	https://app...			20000 · Acc...		220.08	-91,381.54
Bill Pmt -Check	03/26/2026	Bill.c...	Southern Tire M...	https://app...			20000 · Acc...		814.26	-92,195.80
Bill Pmt -Check	03/26/2026	Bill.c...	Arizona Water C...	https://app...			20000 · Acc...		52.90	-92,248.70
Bill Pmt -Check	03/26/2026	Bill.c...	RWC Internation...	https://app...			20000 · Acc...		116.73	-92,365.43
Bill Pmt -Check	03/26/2026	Bill.c...	Brady Industries...	https://app...			20000 · Acc...		182.47	-92,547.90
Bill Pmt -Check	03/26/2026	Bill.c...	Arizona PPE Re...	https://app...			20000 · Acc...		2,464.00	-95,011.90
Bill Pmt -Check	03/26/2026	Bill.c...	Arizona PPE Re...	https://app...			20000 · Acc...		969.50	-95,981.40
Bill Pmt -Check	03/26/2026	Bill.c...	United Fire Equi...	https://app...			20000 · Acc...		72.43	-96,053.83

Superstition Fire & Medical District Transaction Detail by Account March 2026

Type	Date	Num	Name	Memo	Class	Clr	Split	Debit	Credit	Balance
Bill Pmt -Check	03/26/2026	Bill.c...	WARNOCK MA...	https://app...			20000 · Acc...		300.00	-96,353.83
Bill Pmt -Check	03/26/2026	Bill.c...	United Fire Equi...	https://app...			20000 · Acc...		166.29	-96,520.12
Bill Pmt -Check	03/26/2026	Bill.c...	Arizona PPE Re...	https://app...			20000 · Acc...		450.00	-96,970.12
Bill Pmt -Check	03/26/2026	Bill.c...	MPAKS Solution...	https://app...			20000 · Acc...		323.11	-97,293.23
Bill Pmt -Check	03/26/2026	Bill.c...	Bound Tree Med...	https://app...			20000 · Acc...		119.22	-97,412.45
Bill Pmt -Check	03/26/2026	Bill.c...	Brady Industries...	https://app...			20000 · Acc...		62.05	-97,474.50
Bill Pmt -Check	03/26/2026	Bill.c...	Jonoco, LLC	https://app...			20000 · Acc...	1,400.00		-98,874.50
Bill Pmt -Check	03/26/2026	Bill.c...	Arizona Water C...	https://app...			20000 · Acc...		115.36	-98,989.86
Bill Pmt -Check	03/26/2026	Bill.c...	United Fire Equi...	https://app...			20000 · Acc...		85.34	-99,075.20
Bill Pmt -Check	03/26/2026	Bill.c...	Arizona Water C...	https://app...			20000 · Acc...		90.54	-99,165.74
Bill Pmt -Check	03/26/2026	Bill.c...	O'Reilly Automot...	https://app...			20000 · Acc...		15.26	-99,181.00
Bill Pmt -Check	03/26/2026	Bill.c...	Arizona Water C...	https://app...			20000 · Acc...		52.90	-99,233.90
Bill Pmt -Check	03/26/2026	Bill.c...	Under the Shield...	https://app...			20000 · Acc...	1,000.00		-100,233.90
Bill Pmt -Check	03/26/2026	Bill.c...	Vessel Homes S...	https://app...			20000 · Acc...		880.00	-101,113.90
Bill Pmt -Check	03/26/2026	Bill.c...	Arizona PPE Re...	https://app...			20000 · Acc...		1,350.00	-102,463.90
Bill Pmt -Check	03/26/2026	Bill.c...	United Fire Equi...	https://app...			20000 · Acc...		348.99	-102,812.89
Bill Pmt -Check	03/26/2026	Bill.c...	Prophet Network...	https://app...			20000 · Acc...		3,994.00	-106,806.89
Bill Pmt -Check	03/26/2026	Bill.c...	San Tan Auto P...	https://app...			20000 · Acc...		199.06	-107,005.95
Bill Pmt -Check	03/26/2026	Bill.c...	Bound Tree Med...	https://app...			20000 · Acc...		2,214.71	-109,220.66
Bill Pmt -Check	03/26/2026	Bill.c...	Roger Amundson	https://app...			20000 · Acc...		127.26	-109,347.92
Bill Pmt -Check	03/26/2026	Bill.c...	Arizona Water C...	https://app...			20000 · Acc...		301.42	-109,649.34
Bill Pmt -Check	03/26/2026	Bill.c...	First Choice Aut...	https://app...			20000 · Acc...		428.80	-110,078.14
Bill Pmt -Check	03/26/2026	Bill.c...	San Tan Auto P...	https://app...			20000 · Acc...		38.84	-110,116.98
Bill Pmt -Check	03/26/2026	Bill.c...	United Fire Equi...	https://app...			20000 · Acc...		185.01	-110,301.99
Bill Pmt -Check	03/26/2026	Bill.c...	United Fire Equi...	https://app...			20000 · Acc...		352.35	-110,654.34
Bill Pmt -Check	03/26/2026	Bill.c...	Arizona Water C...	https://app...			20000 · Acc...		127.94	-110,782.28
Bill Pmt -Check	03/26/2026	Bill.c...	AAPAK	https://app...			20000 · Acc...		776.17	-111,558.45
Bill Pmt -Check	03/26/2026	Bill.c...	United Fire Equi...	https://app...			20000 · Acc...		198.08	-111,756.53
Bill Pmt -Check	03/26/2026	Bill.c...	Gecko Service P...	https://app...			20000 · Acc...		3,928.12	-115,684.65
Bill Pmt -Check	03/26/2026	Bill.c...	United Fire Equi...	https://app...			20000 · Acc...		185.01	-115,869.66
Bill Pmt -Check	03/26/2026	Bill.c...	Arizona Water C...	https://app...			20000 · Acc...		54.58	-115,924.24
Bill Pmt -Check	03/26/2026	Bill.c...	Delta Dental Ins...	https://app...			20000 · Acc...		1,045.18	-116,969.42
Bill Pmt -Check	03/26/2026	Bill.c...	IAFF Health & ...	https://app...			20000 · Acc...	160,659.44		-277,628.86
Bill Pmt -Check	03/26/2026	Bill.c...	Paula Papke	https://app...			20000 · Acc...		200.00	-277,828.86
Bill Pmt -Check	03/26/2026	Bill.c...	BCBS of ARIZO...	https://app...			20000 · Acc...		1,533.53	-279,362.39
General Journal	03/26/2026	883		BILL 03/26...			10150 · WF...	276,054.39		-3,308.00
Bill Pmt -Check	03/26/2026	Bill.c...	Roadrunner Oxy...	https://app...			20000 · Acc...		230.00	-3,538.00
Bill Pmt -Check	03/26/2026	Bill.c...	Roadrunner Oxy...	https://app...			20000 · Acc...		105.50	-3,643.50
General Journal	03/31/2026	884		BILL 03/31...			10150 · WF...		43.00	-3,686.50
Total 1072 · Bill.com Money Out Clearing								594,169.60	597,856.10	-3,686.50
11000 · Petty Cash - Accounting										
Bill Pmt -Check	03/03/2026		Hughes Fire Eq...	QuickBook...			20000 · Acc...	0.00		0.00
Bill Pmt -Check	03/03/2026		Hughes Fire Eq...	QuickBook...			20000 · Acc...	0.00		0.00
Bill Pmt -Check	03/03/2026		Hughes Fire Eq...	QuickBook...			20000 · Acc...	0.00		0.00
Total 11000 · Petty Cash - Accounting								0.00	0.00	0.00
TOTAL								4,102,231.10	4,841,455.00	-739,223.90



Superstition Fire and Medical District

Fiscal Year Begins: Jul-25

Twelve-Month Cash Flow

Superstition Fire and Medical District

	Beginning	Jul-25	Aug-25	Sep-25	Oct-25	Nov-25	Dec-25	Jan-26	Feb-26	Mar-26	Apr-26	May-26	Jun-26	Monthly Average	Overview
Cash Summary															
Cash on Hand (beginning of month)	8,740,274	8,740,274	6,678,443	4,731,229	6,182,279	8,401,314	8,651,341	12,895,237	11,829,408	10,985,501	10,214,357	10,156,636	13,113,758	9,381,648	
Cash Available (on hand + receipts, before cash out)	8,740,274	9,249,570	7,809,339	7,782,926	10,601,917	10,429,414	15,774,816	14,431,312	12,998,335	12,326,783	12,312,257	15,067,503	14,771,801	11,962,998	
Cash Position (end of month)	8,740,274	6,678,443	4,731,229	6,182,279	8,401,314	8,651,341	12,895,237	11,829,408	10,985,501	10,214,357	10,156,636	13,113,758	8,597,487	9,369,749	
Cash Receipts															
Tax Levy Revenue		77,447	266,258	2,646,276	3,975,464	1,719,583	6,527,261	695,157	726,488	733,111	1,514,300	4,345,967	276,262	1,958,631	
Non-Tax Levy Revenue		431,850	864,638	405,421	444,174	308,517	596,214	840,918	442,439	608,170	583,600	564,900	681,906	564,396	
Transfers		0	0	0	0	0	0	0	0	0	0	0	699,875	58,323	
Total Cash Receipts		509,297	1,130,895	3,051,697	4,419,638	2,028,100	7,123,475	1,536,075	1,168,927	1,341,281	2,097,900	4,910,867	1,658,043	2,581,350	
Cash Paid Out															
Disbursements		2,571,127	3,078,110	1,600,647	2,200,603	1,778,073	2,879,579	2,601,903	2,012,834	2,112,426	2,155,621	1,953,745	4,174,314	2,426,582	
Transfers			0	0	0	0	0	0	0	0	0	0	2,000,000	181,818	
Total Cash Paid Out		2,571,127	3,078,110	1,600,647	2,200,603	1,778,073	2,879,579	2,601,903	2,012,834	2,112,426	2,155,621	1,953,745	6,174,314	2,593,248	
		(Actual)	(Actual)	(Actual)	(Actual)	(Actual)	(Actual)	(Actual)	(Actual)	(Actual)	(Budget)	(Budget)	(Budget)		

*This includes the General Fund, Transport Services Fund and Special Revenue Fund