



Superstition Fire and Medical District

Monthly Financial Report

Monthly Financial Report – February 2026

Attached are the following for your information and review:

1. Balance Sheet as of February 28, 2026.
2. Summary of reconciled cash balances on February 28, 2026.
3. Income Statement of Revenues and Expenditures for February 2026, including budget to actual and year-to-date balances.
4. PPT Graphs
5. February 2026 Disbursements.
6. 12-Month Cash Flow.

Key points:

- Total Revenue for February is \$1,166,687, which is \$30,387 under budget.
 - Tax Levy Revenue for February is \$696,083, which is \$29,483 over budget driven by timing of property tax collections.
 - Non-Tax Levy Revenue for February is \$470,605, which is \$905 over budget driven by higher interest income and an increase in donations.
- Total Expense for February is \$2,099,326, which is \$44,268 under budget.
 - Personnel expenses are under budget by \$27,586, driven by lower wages and associated benefit costs.
 - Vehicles and Equipment expenses are under budget by \$38,523, driven lower vehicle repair and maintenance costs and lower PPE expenses.
 - Communications/IT expenses are over budget by \$32,565, driven by timing of dispatch fees from the City of Mesa.
- Year-to-Date Revenue is \$20,101,103, which is under budget \$28,297, driven by lower wildland revenue offset by timing of property tax collections.
- Year-to-Date Expense is \$17,097,431, which is under budget \$1,178,683, driven by lower expenses across all categories.
- Total Cash as of February 2026 was \$17,686,020, which is an increase of \$1,596,594 from last year.

Please contact Ben Archer-Clowes for any questions or concerns regarding this report.

Superstition Fire & Medical District
Balance Sheet Prev Year Comparison
As of February 28, 2026

	Feb 28, 26	Feb 28, 25	\$ Change
ASSETS			
Current Assets			
Checking/Savings			
10100 · PCT General Fund 100	9,017,900.80	7,185,790.18	1,832,110.62
10120 · PCT Ambulance Fund 150	694,526.39	24,733.07	669,793.32
10130 · WF Ambulance Payroll 150	319,470.10	225,145.51	94,324.59
10140 · WF Transport Lockbox 150	113,700.02	196,667.85	-82,967.83
10150 · WF Payroll Account 100	478,449.04	838,948.95	-360,499.91
10200 · PCT Capital Fund 200	2,470,973.84	2,656,351.21	-185,377.37
10400 · PCT Special Fund 400	361,455.37	331,238.89	30,216.48
10500 · PCT Debt Service Principal 500	517,011.29	1,038,641.46	-521,630.17
10600 · PCT Debt Service Interest 600	11,377.65	17,302.47	-5,924.82
10700 · PCT Contingency Fund 700	3,683,155.55	3,555,756.54	127,399.01
1072 · Bill.com Money Out Clearing	0.00	850.09	-850.09
Total Checking/Savings	17,668,020.05	16,071,426.22	1,596,593.83
Accounts Receivable			
13000 · Accounts Receivable	1,476,961.68	1,497,735.32	-20,773.64
Total Accounts Receivable	1,476,961.68	1,497,735.32	-20,773.64
Other Current Assets			
12001 · Undeposited Funds	200.00	20.00	180.00
18700 · Construction in Progress	0.00	35,046.00	-35,046.00
Total Other Current Assets	200.00	35,066.00	-34,866.00
Total Current Assets	19,145,181.73	17,604,227.54	1,540,954.19
Fixed Assets			
17001 · Vehicles	5,378,682.85	5,779,621.00	-400,938.15
17010 · Machinery and Equipment	1,373,891.79	1,076,963.00	296,928.79
17020 · Land	1,241,806.00	1,241,806.00	0.00
17030 · Building and Improvements	2,942,787.70	3,207,729.00	-264,941.30
17040 · Leasehold Improvements	3,527.80	0.00	3,527.80
Total Fixed Assets	10,940,696.14	11,306,119.00	-365,422.86
Other Assets			
16000 · Prepaid Items	111,613.71	71,407.41	40,206.30
17050 · Investment in Joint Venture	158,227.00	158,227.00	0.00
18010 · Deferred Outflows PSPRS	7,005,844.00	7,005,844.00	0.00
18015 · Deferred Outflows ASRS	224,133.00	224,133.00	0.00
19000 · Suspense	-1,081.13	0.00	-1,081.13
Total Other Assets	7,498,736.58	7,459,611.41	39,125.17
TOTAL ASSETS	37,584,614.45	36,369,957.95	1,214,656.50
LIABILITIES & EQUITY			
Liabilities			
Current Liabilities			
Accounts Payable			
20000 · Accounts Payable	114,248.12	62,639.44	51,608.68
Total Accounts Payable	114,248.12	62,639.44	51,608.68
Credit Cards			
21002 · Chase Credit Card	-71.00	9,008.51	-9,079.51
Total Credit Cards	-71.00	9,008.51	-9,079.51
Other Current Liabilities			
21000 · Payroll Liabilities			
26400 · Accrued Payroll & Benefits	741,425.58	511,034.00	230,391.58
21000 · Payroll Liabilities - Other	264,104.19	324,124.27	-60,020.08
Total 21000 · Payroll Liabilities	1,005,529.77	835,158.27	170,371.50

Superstition Fire & Medical District
Balance Sheet Prev Year Comparison
As of February 28, 2026

	Feb 28, 26	Feb 28, 25	\$ Change
21100 · Compensated Absenses	2,511,229.00	2,511,229.00	0.00
21250 · Sales Tax Payable	39.64	34.41	5.23
24020 · Accrued Interest Expense	19,585.00	19,585.00	0.00
25000 · Due To other funds	0.00	0.06	-0.06
26000 · Deferred Revenue	808,347.00	808,347.00	0.00
27000 · Bond Payable	29,073,000.00	30,537,000.00	-1,464,000.00
27005 · Unamortized GADA Bond	54,910.00	54,910.00	0.00
27015 · Capital Lease Agreements	1,829,446.80	1,947,480.37	-118,033.57
29020 · Net Pension Liability PSPRS	6,291,671.00	6,291,671.00	0.00
Total Other Current Liabilities	41,593,758.21	43,005,415.11	-1,411,656.90
Total Current Liabilities	41,707,935.33	43,077,063.06	-1,369,127.73
Long Term Liabilities			
29025 · Net Pension Liability ASRS	1,429,014.00	1,429,014.00	0.00
Total Long Term Liabilities	1,429,014.00	1,429,014.00	0.00
Total Liabilities	43,136,949.33	44,506,077.06	-1,369,127.73
Equity			
31000 · Fund Balance	-9,057,880.00	-9,057,880.00	0.00
32000 · Retained Earnings	627,705.36	-2,641,331.45	3,269,036.81
Net Income	2,877,839.76	3,563,092.34	-685,252.58
Total Equity	-5,552,334.88	-8,136,119.11	2,583,784.23
TOTAL LIABILITIES & EQUITY	37,584,614.45	36,369,957.95	1,214,656.50

Superstition Fire and Medical District
Reconciliation Summary
Period Ending 2/28/2026

	General Fund	Ambulance	Capital Projects	Special Revenue	Bond Proceeds
	2/28/2026	Operating	2/28/2026	Fund	2/28/2026
	2/28/2026	2/28/2026	2/28/2026	2/28/2026	2/28/2026
Beginning Balance	9,985,055.06	694,713.08	2,461,427.59	354,964.68	495,967.43
Cleared Transactions					
Checks and Payments	(1,675,050.00)	-	-	-	-
Deposits and Credits	734,511.84	2,521.25	9,546.25	6,490.69	21,043.86
Total Cleared Transactions	<u>(940,538.16)</u>	<u>2,521.25</u>	<u>9,546.25</u>	<u>6,490.69</u>	<u>21,043.86</u>
Cleared Balance	<u>9,044,516.90</u>	<u>697,234.33</u>	<u>2,470,973.84</u>	<u>361,455.37</u>	<u>517,011.29</u>
Uncleared Transactions					
Checks and Payments	(26,616.10)	(2,707.94)	-	-	-
Deposits and Credits	-	-	-	-	-
Total Uncleared Transactions	<u>(26,616.10)</u>	<u>(2,707.94)</u>	<u>-</u>	<u>-</u>	<u>-</u>
Register Balance as of 2/28/26	<u>9,017,900.80</u>	<u>694,526.39</u>	<u>2,470,973.84</u>	<u>361,455.37</u>	<u>517,011.29</u>
	Debt Retirement	Contingency	WF Transport	WF Ground	WF Payroll
	Interest	Reserve Fund	Lockbox	Transportaion	Account
	2/28/2026	2/28/2026	2/28/2026	2/28/2026	2/28/2026
Beginning Balance	10,165.28	3,668,752.54	87,829.33	280,566.36	455,604.20
Cleared Transactions					
Checks and Payments	-	-	(124,154.96)	(359,623.85)	(2,011,472.99)
Deposits and Credits	1,212.37	14,403.01	150,025.65	398,527.59	2,034,317.83
Total Cleared Transactions	<u>1,212.37</u>	<u>14,403.01</u>	<u>25,870.69</u>	<u>38,903.74</u>	<u>22,844.84</u>
	<u>11,377.65</u>	<u>3,683,155.55</u>	<u>113,700.02</u>	<u>319,470.10</u>	<u>478,449.04</u>
Uncleared Transactions					
Checks and Payments	-	-	-	-	-
Deposits and Credits	-	-	-	-	-
Total Uncleared Transactions	<u>-</u>	<u>-</u>	<u>-</u>	<u>-</u>	<u>-</u>
Register Balance as of 2/28/26	<u>11,377.65</u>	<u>3,683,155.55</u>	<u>113,700.02</u>	<u>319,470.10</u>	<u>478,449.04</u>

Superstition Fire & Medical District Profit & Loss Budget Performance February 2026

	Feb 26	Budget	\$ Over Budget	Jul '25 - Feb 26	YTD Budget	\$ Over Budget	Annual Budget
Ordinary Income/Expense							
Income							
4000 · Tax Levy Revenue	696,082.78	666,600.00	29,482.78	16,411,166.09	16,338,500.00	72,666.09	23,494,962.00
4200 · Non-Tax Levy Revenue	470,604.70	469,700.00	904.70	3,689,936.97	3,790,900.00	-100,963.03	6,152,799.00
Total Income	1,166,687.48	1,136,300.00	30,387.48	20,101,103.06	20,129,400.00	-28,296.94	29,647,761.00
Gross Profit	1,166,687.48	1,136,300.00	30,387.48	20,101,103.06	20,129,400.00	-28,296.94	29,647,761.00
Expense							
5000 · Personnel Expenses	1,775,628.05	1,803,214.00	-27,585.95	14,595,880.64	15,053,484.00	-457,603.36	23,353,163.00
6100 · Building and Land	57,807.49	49,810.00	7,997.49	373,131.88	398,480.00	-25,348.12	595,078.00
6200 · Vehicles & Equipment	79,336.78	117,860.00	-38,523.22	862,758.21	1,058,670.00	-195,911.79	1,570,306.00
6300 · Communication/IT	133,665.41	101,100.00	32,565.41	633,892.69	809,400.00	-175,507.31	1,215,837.00
6400 · Travel & Training	8,395.93	24,580.00	-16,184.07	127,226.31	210,290.00	-83,063.69	322,069.00
7100 · Managerial Expense	44,492.15	47,030.00	-2,537.85	504,541.00	745,790.00	-241,249.00	1,018,946.00
Total Expense	2,099,325.81	2,143,594.00	-44,268.19	17,097,430.73	18,276,114.00	-1,178,683.27	28,075,399.00
Net Ordinary Income	-932,638.33	-1,007,294.00	74,655.67	3,003,672.33	1,853,286.00	1,150,386.33	1,572,362.00
Other Income/Expense							
Other Income							
9001 · Transfers In from Other Funds	0.00	0.00	0.00	0.00	0.00	0.00	699,875.00
Total Other Income	0.00	0.00	0.00	0.00	0.00	0.00	699,875.00
Other Expense							
8500 · Debt Payments	0.00	0.00	0.00	0.00	0.00	0.00	60,497.00
9501 · Transfers Out to other Funds	0.00	0.00	0.00	0.00	0.00	0.00	2,000,000.00
Total Other Expense	0.00	0.00	0.00	0.00	0.00	0.00	2,060,497.00
Net Other Income	0.00	0.00	0.00	0.00	0.00	0.00	-1,360,622.00
Net Income	-932,638.33	-1,007,294.00	74,655.67	3,003,672.33	1,853,286.00	1,150,386.33	211,740.00

Superstition Fire & Medical District
Profit & Loss Budget Performance - General Fund
February 2026

	Feb 26	Budget	\$ Over Budget	Jul '25 - Feb 26	YTD Budget	\$ Over Budget	Annual Budget
Ordinary Income/Expense							
Income							
4000 · Tax Levy Revenue	696,082.78	666,600.00	29,482.78	16,411,166.09	16,338,500.00	72,666.09	23,494,962.00
4200 · Non-Tax Levy Revenue	44,349.06	34,800.00	9,549.06	427,757.89	467,700.00	-39,942.11	889,500.00
Total Income	<u>740,431.84</u>	<u>701,400.00</u>	<u>39,031.84</u>	<u>16,838,923.98</u>	<u>16,806,200.00</u>	<u>32,723.98</u>	<u>24,384,462.00</u>
Gross Profit	740,431.84	701,400.00	39,031.84	16,838,923.98	16,806,200.00	32,723.98	24,384,462.00
Expense							
5000 · Personnel Expenses	1,499,268.71	1,503,975.00	-4,706.29	12,474,953.66	12,680,825.00	-205,871.34	19,892,299.00
6100 · Building and Land	45,748.20	36,840.00	8,908.20	273,905.19	294,720.00	-20,814.81	438,495.00
6200 · Vehicles & Equipment	35,213.27	71,950.00	-36,736.73	464,380.43	657,394.00	-193,013.57	964,764.00
6300 · Communication/IT	61,423.49	59,600.00	1,823.49	353,556.04	476,800.00	-123,243.96	715,620.00
6400 · Travel & Training	7,646.81	21,800.00	-14,153.19	116,024.54	188,000.00	-71,975.46	288,569.00
7100 · Managerial Expense	18,465.67	18,410.00	55.67	263,768.87	425,130.00	-161,361.13	562,965.00
Total Expense	<u>1,667,766.15</u>	<u>1,712,575.00</u>	<u>-44,808.85</u>	<u>13,946,588.73</u>	<u>14,722,869.00</u>	<u>-776,280.27</u>	<u>22,862,712.00</u>
Net Ordinary Income	-927,334.31	-1,011,175.00	83,840.69	2,892,335.25	2,083,331.00	809,004.25	1,521,750.00
Other Income/Expense							
Other Income							
9001 · Transfers In from Other Funds	0.00	0.00	0.00	0.00	0.00	0.00	699,875.00
Total Other Income	0.00	0.00	0.00	0.00	0.00	0.00	699,875.00
Other Expense							
9501 · Transfers Out to other Funds	0.00	0.00	0.00	0.00	0.00	0.00	2,000,000.00
Total Other Expense	0.00	0.00	0.00	0.00	0.00	0.00	2,000,000.00
Net Other Income	0.00	0.00	0.00	0.00	0.00	0.00	-1,300,125.00
Net Income	<u><u>-927,334.31</u></u>	<u><u>-1,011,175.00</u></u>	<u><u>83,840.69</u></u>	<u><u>2,892,335.25</u></u>	<u><u>2,083,331.00</u></u>	<u><u>809,004.25</u></u>	<u><u>221,625.00</u></u>

Superstition Fire & Medical District
Profit & Loss Budget Performance - Transport Services Fund
February 2026

	Feb 26	Budget	\$ Over Budget	Jul '25 - Feb 26	YTD Budget	\$ Over Budget	Annual Budget
Ordinary Income/Expense							
Income							
4200 · Non-Tax Levy Revenue	426,255.64	434,900.00	-8,644.36	3,262,179.08	3,323,200.00	-61,020.92	5,263,299.00
Total Income	426,255.64	434,900.00	-8,644.36	3,262,179.08	3,323,200.00	-61,020.92	5,263,299.00
Gross Profit	426,255.64	434,900.00	-8,644.36	3,262,179.08	3,323,200.00	-61,020.92	5,263,299.00
Expense							
5000 · Personnel Expenses	276,359.34	299,239.00	-22,879.66	2,120,926.98	2,372,659.00	-251,732.02	3,460,864.00
6100 · Building and Land	12,059.29	12,970.00	-910.71	99,226.69	103,760.00	-4,533.31	156,583.00
6200 · Vehicles & Equipment	44,123.51	45,910.00	-1,786.49	398,377.78	401,276.00	-2,898.22	605,542.00
6300 · Communication/IT	72,241.92	41,500.00	30,741.92	280,336.65	332,600.00	-52,263.35	500,217.00
6400 · Travel & Training	749.12	2,780.00	-2,030.88	11,201.77	22,290.00	-11,088.23	33,500.00
7100 · Managerial Expense	26,026.48	28,620.00	-2,593.52	240,772.13	320,660.00	-79,887.87	455,981.00
Total Expense	431,559.66	431,019.00	540.66	3,150,842.00	3,553,245.00	-402,403.00	5,212,687.00
Net Ordinary Income	-5,304.02	3,881.00	-9,185.02	111,337.08	-230,045.00	341,382.08	50,612.00
Other Income/Expense							
Other Expense							
8500 · Debt Payments	0.00	0.00	0.00	0.00	0.00	0.00	60,497.00
Total Other Expense	0.00	0.00	0.00	0.00	0.00	0.00	60,497.00
Net Other Income	0.00	0.00	0.00	0.00	0.00	0.00	-60,497.00
Net Income	-5,304.02	3,881.00	-9,185.02	111,337.08	-230,045.00	341,382.08	-9,885.00

Superstition Fire & Medical District
Profit & Loss Budget Performance - Capital Fund
 February 2026

	Feb 26	Budget	\$ Over Budget	Jul '25 - Feb 26	YTD Budget	\$ Over Budget	Annual Budget
Ordinary Income/Expense							
Income							
4200 · Non-Tax Levy Revenue	9,546.25	3,800.00	5,746.25	343,686.68	30,400.00	313,286.68	45,000.00
Total Income	9,546.25	3,800.00	5,746.25	343,686.68	30,400.00	313,286.68	45,000.00
Gross Profit	9,546.25	3,800.00	5,746.25	343,686.68	30,400.00	313,286.68	45,000.00
Net Ordinary Income	9,546.25	3,800.00	5,746.25	343,686.68	30,400.00	313,286.68	45,000.00
Other Income/Expense							
Other Income							
9001 · Transfers In from Other Funds	0.00	0.00	0.00	0.00	0.00	0.00	2,000,000.00
Total Other Income	0.00	0.00	0.00	0.00	0.00	0.00	2,000,000.00
Other Expense							
8100 · Capital Outlay	81,122.33			702,039.27			
8500 · Debt Payments	0.00	0.00	0.00	323,494.54	323,492.91	1.63	465,654.91
Total Other Expense	81,122.33	0.00	81,122.33	1,025,533.81	323,492.91	702,040.90	465,654.91
Net Other Income	-81,122.33	0.00	-81,122.33	-1,025,533.81	-323,492.91	-702,040.90	1,534,345.09
Net Income	-71,576.08	3,800.00	-75,376.08	-681,847.13	-293,092.91	-388,754.22	1,579,345.09

Superstition Fire & Medical District
Profit & Loss Budget Performance - Debt Service Fund
 February 2026

	Feb 26	Budget	\$ Over Budget	Jul '25 - Feb 26	YTD Budget	\$ Over Budget	Annual Budget
Ordinary Income/Expense							
Income							
4000 · Tax Levy Revenue	20,874.05	20,700.00	174.05	474,956.95	475,600.00	-643.05	685,573.00
4200 · Non-Tax Levy Revenue	1,382.18	900.00	482.18	8,500.05	7,200.00	1,300.05	11,000.00
Total Income	<u>22,256.23</u>	<u>21,600.00</u>	<u>656.23</u>	<u>483,457.00</u>	<u>482,800.00</u>	<u>657.00</u>	<u>696,573.00</u>
Gross Profit	22,256.23	21,600.00	656.23	483,457.00	482,800.00	657.00	696,573.00
Expense							
7100 · Managerial Expense	0.00	0.00	0.00	18,932.70	18,900.00	32.70	37,865.00
Total Expense	<u>0.00</u>	<u>0.00</u>	<u>0.00</u>	<u>18,932.70</u>	<u>18,900.00</u>	<u>32.70</u>	<u>37,865.00</u>
Net Ordinary Income	22,256.23	21,600.00	656.23	464,524.30	463,900.00	624.30	658,708.00
Other Income/Expense							
Other Expense							
8500 · Debt Payments	0.00	0.00	0.00	0.00	0.00	0.00	659,000.00
Total Other Expense	<u>0.00</u>	<u>0.00</u>	<u>0.00</u>	<u>0.00</u>	<u>0.00</u>	<u>0.00</u>	<u>659,000.00</u>
Net Other Income	0.00	0.00	0.00	0.00	0.00	0.00	-659,000.00
Net Income	<u><u>22,256.23</u></u>	<u><u>21,600.00</u></u>	<u><u>656.23</u></u>	<u><u>464,524.30</u></u>	<u><u>463,900.00</u></u>	<u><u>624.30</u></u>	<u><u>-292.00</u></u>

Superstition Fire & Medical District
Profit & Loss Budget Performance - COP Reserve Fund
 February 2026

	Feb 26	Budget	\$ Over Budget	Jul '25 - Feb 26	YTD Budget	\$ Over Budget	Annual Budget
Ordinary Income/Expense							
Income							
4200 · Non-Tax Levy Revenue	14,403.01	4,600.00	9,803.01	91,490.26	36,800.00	54,690.26	55,000.00
Total Income	14,403.01	4,600.00	9,803.01	91,490.26	36,800.00	54,690.26	55,000.00
Gross Profit	14,403.01	4,600.00	9,803.01	91,490.26	36,800.00	54,690.26	55,000.00
Net Ordinary Income	14,403.01	4,600.00	9,803.01	91,490.26	36,800.00	54,690.26	55,000.00
Other Income/Expense							
Other Expense							
9501 · Transfers Out to other Funds	0.00	0.00	0.00	0.00	0.00	0.00	699,875.00
Total Other Expense	0.00	0.00	0.00	0.00	0.00	0.00	699,875.00
Net Other Income	0.00	0.00	0.00	0.00	0.00	0.00	-699,875.00
Net Income	14,403.01	4,600.00	9,803.01	91,490.26	36,800.00	54,690.26	-644,875.00



Financial Report February 2026

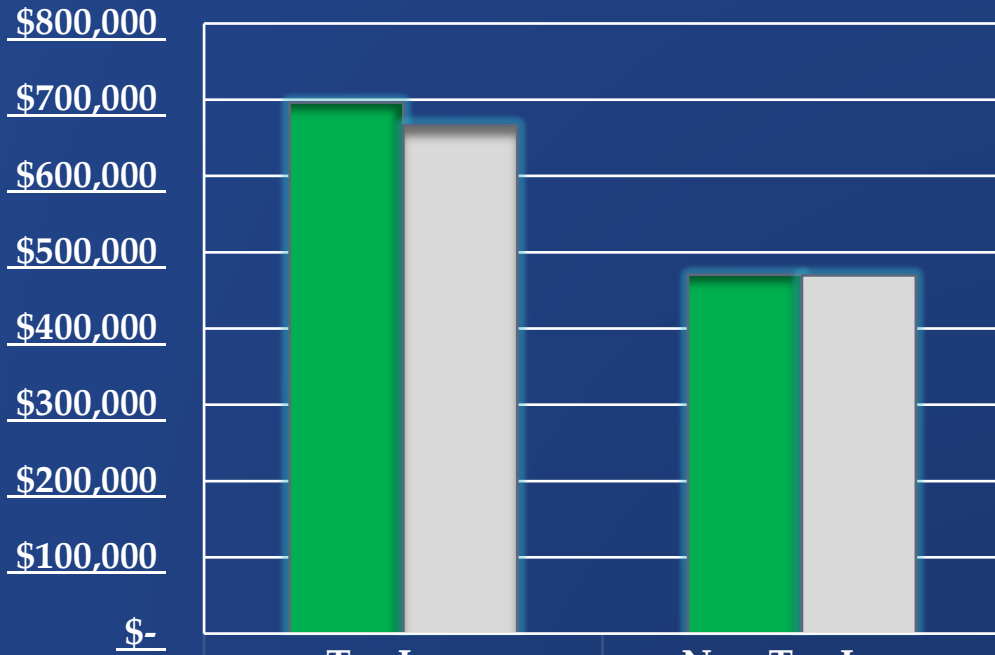


JAMES VINCENT GROUP
ACCOUNTING & CONSULTING



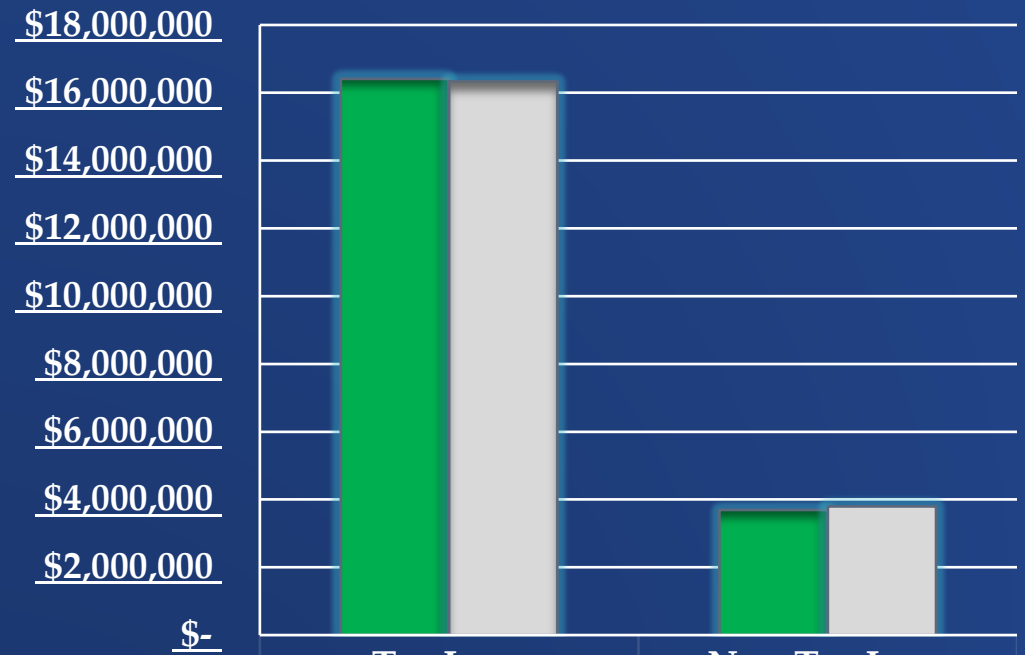
Revenue Actuals vs. Budget

February



	Tax Levy	Non-Tax Levy
Actual	\$696,083	\$470,605
Budget	\$666,600	\$469,700
VAR	\$29,483	\$905

February YTD




	Tax Levy	Non-Tax Levy
Actual	\$16,411,166	\$3,689,937
Budget	\$16,338,500	\$3,790,900
VAR	\$72,666	\$(100,963)



February 2026 Actuals vs. Budget

Expenditures

\$2,000,000
 \$1,800,000
 \$1,600,000
 \$1,400,000
 \$1,200,000
 \$1,000,000
 \$800,000
 \$600,000
 \$400,000
 \$200,000
 \$-



	Personnel	Building & Land	Vehicles & Equipment	Communication/IT	Travel & Training	Managerial Expenses
■ Actual	\$1,775,628	\$57,807	\$79,337	\$133,665	\$8,396	\$44,492
■ Budget	\$1,803,214	\$49,810	\$117,860	\$101,100	\$24,580	\$47,030
VAR	\$(27,586)	\$7,997	\$(38,523)	\$32,565	\$(16,184)	\$(2,538)

*This includes the General, Transport Services and Special Revenue Funds




YTD Actuals vs. Budget



JAMES VINCENT GROUP
ACCOUNTING & CONSULTING

Expenditures

\$16,000,000
\$14,000,000
\$12,000,000
\$10,000,000
\$8,000,000
\$6,000,000
\$4,000,000
\$2,000,000
\$-



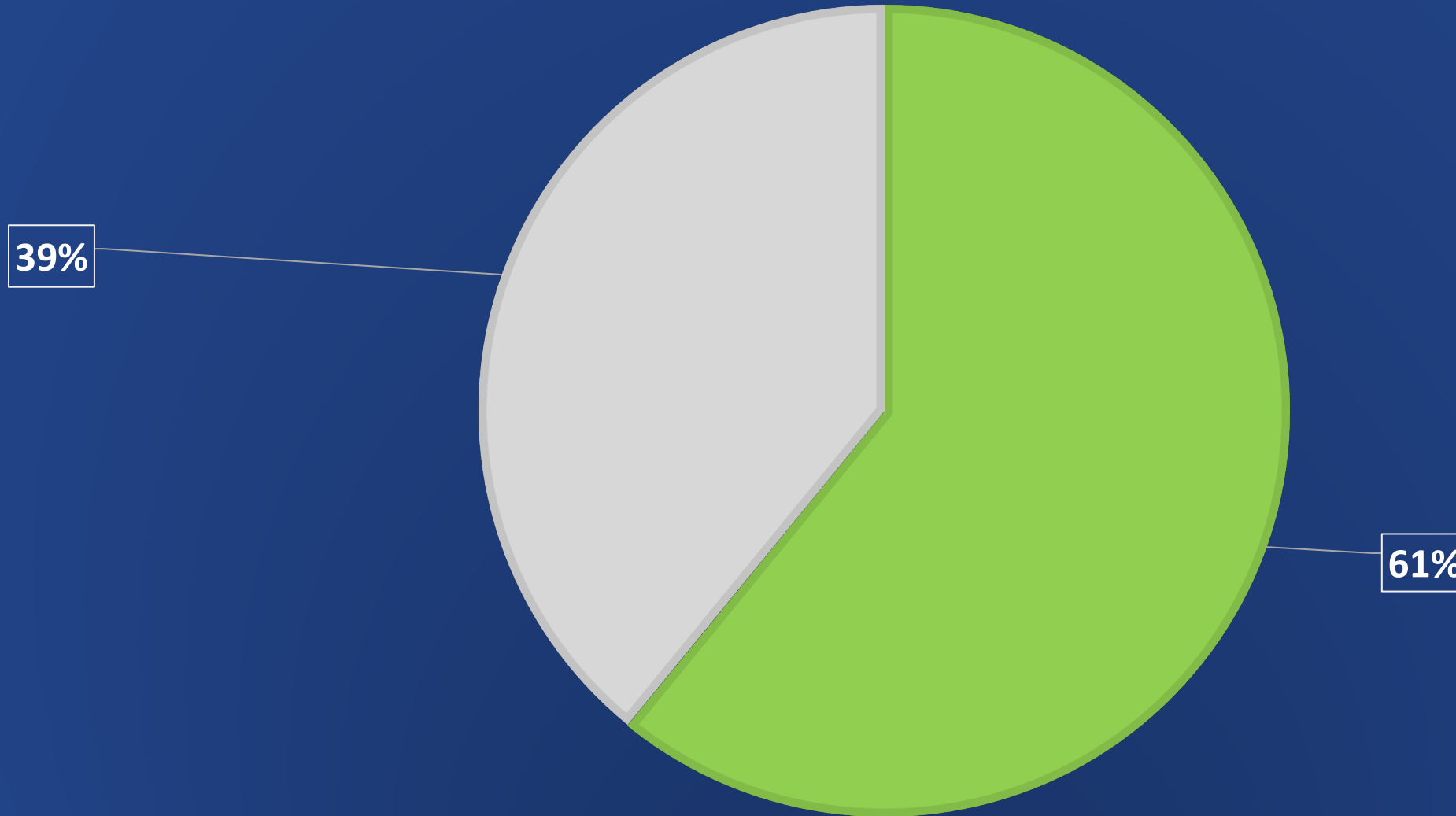
	Personnel	Building & Land	Vehicles & Equipment	Communication/IT	Travel & Training	Managerial Expenses
Actual	\$14,595,881	\$373,132	\$862,758	\$633,893	\$127,226	\$504,541
Budget	\$15,053,484	\$398,480	\$1,058,670	\$809,400	\$210,290	\$745,790
VAR	\$(457,603)	\$(25,348)	\$(195,912)	\$(175,507)	\$(83,064)	\$(241,249)



YTD Expenses as a Percentage of Budget

■ Actual YTD ■ Budget Remaining

February 2026 Targeted % - 67%



Superstition Fire & Medical District Transaction Detail by Account February 2026

Type	Date	Num	Name	Memo	Class	Clr	Split	Debit	Credit	Balance
10100 · PCT General Fund 100										
Transfer	02/05/2026			Funds Tra...		X	10150 · WF...		925,000.00	-925,000.00
Transfer	02/19/2026			Funds Tra...		X	10150 · WF...		750,000.00	-1,675,000.00
Deposit	02/25/2026			Deposit		X	-SPLIT-	8,024.13		-1,666,975.87
General Journal	02/28/2026	882		To Record ...		X	4010 · Prop...	726,487.71		-940,488.16
Check	02/28/2026	EFT		Wire Fees		X	7109 · Bank...		50.00	-940,538.16
Total 10100 · PCT General Fund 100								734,511.84	1,675,050.00	-940,538.16
10120 · PCT Ambulance Fund 150										
General Journal	02/28/2026	881		To Record ...		X	4250 · Inter...	2,521.25		2,521.25
Total 10120 · PCT Ambulance Fund 150								2,521.25	0.00	2,521.25
10130 · WF Ambulance Payroll 150										
Deposit	02/02/2026		AARP Supp	Deposit		X	4210 · Amb...	922.17		922.17
Deposit	02/02/2026		BCBS	Deposit		X	4210 · Amb...	3,410.42		4,332.59
Deposit	02/02/2026		BCBS	Deposit		X	4210 · Amb...	1,910.08		6,242.67
Deposit	02/02/2026		Transport Cust...	Deposit		X	4210 · Amb...	2,994.84		9,237.51
Deposit	02/02/2026		Transport Cust...	Deposit		X	4210 · Amb...	275.00		9,512.51
Deposit	02/02/2026		Transport Cust...	Deposit		X	4210 · Amb...	495.00		10,007.51
Deposit	02/02/2026		Noridian	Deposit		X	4210 · Amb...	1,114.39		11,121.90
Deposit	02/02/2026		UHC Community	Deposit		X	4210 · Amb...	367.92		11,489.82
Deposit	02/02/2026		UHC Community	Deposit		X	4210 · Amb...	246.58		11,736.40
Deposit	02/02/2026		United Healthcare	Deposit		X	4210 · Amb...	391.58		12,127.98
Deposit	02/02/2026		United Healthcare	Deposit		X	4210 · Amb...	306.68		12,434.66
Check	02/02/2026	EFT				X	7109 · Bank...		1,221.44	11,213.22
Deposit	02/03/2026		HDIC	Deposit		X	4210 · Amb...	123.44		11,336.66
Deposit	02/03/2026		Humana	Deposit		X	4210 · Amb...	667.72		12,004.38
Deposit	02/03/2026		Humana	Deposit		X	4210 · Amb...	278.14		12,282.52
Deposit	02/03/2026		Humana	Deposit		X	4210 · Amb...	261.20		12,543.72
Deposit	02/03/2026		Transport Cust...	Deposit		X	4210 · Amb...	410.00		12,953.72
Deposit	02/03/2026		OPTUM	Deposit		X	4210 · Amb...	247.76		13,201.48
Deposit	02/03/2026		United Healthcare	Deposit		X	4210 · Amb...	1,770.29		14,971.77
Deposit	02/03/2026		United Healthcare	Deposit		X	4210 · Amb...	576.18		15,547.95
Deposit	02/04/2026		36 Treas	Deposit		X	4210 · Amb...	3,798.49		19,346.44
Deposit	02/04/2026		AETNA	Deposit		X	4210 · Amb...	264.18		19,610.62
Deposit	02/04/2026		BCBS	Deposit		X	4210 · Amb...	124.91		19,735.53
Deposit	02/04/2026		BCBS	Deposit		X	4210 · Amb...	1,128.09		20,863.62
Deposit	02/04/2026		Centene	Deposit		X	4210 · Amb...	213.15		21,076.77
Deposit	02/04/2026		Devoted Health	Deposit		X	4210 · Amb...	268.92		21,345.69
Deposit	02/04/2026		Transport Cust...	Deposit		X	4210 · Amb...	490.00		21,835.69
Deposit	02/04/2026		Medisun	Deposit		X	4210 · Amb...	478.66		22,314.35
Deposit	02/04/2026		UHC Community	Deposit		X	4210 · Amb...	1,447.17		23,761.52
Deposit	02/04/2026		UHC Community	Deposit		X	4210 · Amb...	5,363.14		29,124.66
Deposit	02/04/2026		United Healthcare	Deposit		X	4210 · Amb...	870.95		29,995.61
Deposit	02/05/2026		36 Treas	Deposit		X	4210 · Amb...	1,916.22		31,911.83
Deposit	02/05/2026		BCBS	Deposit		X	4210 · Amb...	908.85		32,820.68
Deposit	02/05/2026		BCBS	Deposit		X	4210 · Amb...	315.00		33,135.68
Deposit	02/05/2026		Centene	Deposit		X	4210 · Amb...	3,954.62		37,090.30
Deposit	02/05/2026		HNB	Deposit		X	4210 · Amb...	355.02		37,445.32

Superstition Fire & Medical District Transaction Detail by Account February 2026

Type	Date	Num	Name	Memo	Class	Clr	Split	Debit	Credit	Balance
Deposit	02/05/2026		Humana	Deposit		X	4210 · Amb...	260.30		37,705.62
Deposit	02/05/2026		Transport Cust...	Deposit		X	4210 · Amb...	350.26		38,055.88
Deposit	02/05/2026		Noridian	Deposit		X	4210 · Amb...	4,198.33		42,254.21
Deposit	02/05/2026		United Healthcare	Deposit		X	4210 · Amb...	659.58		42,913.79
Transfer	02/05/2026			Funds Tra...		X	10150 · WF...		223,580.15	-180,666.36
Deposit	02/06/2026		36 Treas	Deposit		X	4210 · Amb...	114.66		-180,551.70
Deposit	02/06/2026		36 Treas	Deposit		X	4210 · Amb...	1,878.28		-178,673.42
Deposit	02/06/2026		AETNA	Deposit		X	4210 · Amb...	641.30		-178,032.12
Deposit	02/06/2026		BCBS	Deposit		X	4210 · Amb...	1,890.26		-176,141.86
Deposit	02/06/2026		BCBS	Deposit		X	4210 · Amb...	112.46		-176,029.40
Deposit	02/06/2026		Centene	Deposit		X	4210 · Amb...	200.06		-175,829.34
Deposit	02/06/2026		HNB	Deposit		X	4210 · Amb...	1,323.94		-174,505.40
Deposit	02/06/2026		Humana	Deposit		X	4210 · Amb...	363.98		-174,141.42
Deposit	02/06/2026		Humana	Deposit		X	4210 · Amb...	382.25		-173,759.17
Deposit	02/06/2026		Transport Cust...	Deposit		X	4210 · Amb...	1,815.23		-171,943.94
Deposit	02/06/2026		Medisun	Deposit		X	4210 · Amb...	1,199.67		-170,744.27
Deposit	02/06/2026		Noridian	Deposit		X	4210 · Amb...	1,471.28		-169,272.99
Deposit	02/06/2026		PCS	Deposit		X	4210 · Amb...	3,094.06		-166,178.93
Deposit	02/06/2026		UHC Community	Deposit		X	4210 · Amb...	89.65		-166,089.28
Deposit	02/06/2026		UHC Community	Deposit		X	4210 · Amb...	95.51		-165,993.77
Deposit	02/09/2026		36 Treas	Deposit		X	4210 · Amb...	1,791.10		-164,202.67
Deposit	02/09/2026		AARP Supp	Deposit		X	4210 · Amb...	136.07		-164,066.60
Deposit	02/09/2026		BCBS	Deposit		X	4210 · Amb...	1,512.21		-162,554.39
Deposit	02/09/2026		Transport Cust...	Deposit		X	4210 · Amb...	1,174.62		-161,379.77
Deposit	02/09/2026		Transport Cust...	Deposit		X	4210 · Amb...	25.00		-161,354.77
Deposit	02/09/2026		Noridian	Deposit		X	4210 · Amb...	848.46		-160,506.31
Deposit	02/09/2026		OPTUM	Deposit		X	4210 · Amb...	376.42		-160,129.89
Deposit	02/09/2026		UHC Community	Deposit		X	4210 · Amb...	115.62		-160,014.27
Deposit	02/10/2026		AARP Supp	Deposit		X	4210 · Amb...	311.17		-159,703.10
Deposit	02/10/2026		AETNA	Deposit		X	4210 · Amb...	225.25		-159,477.85
Deposit	02/10/2026		BCBS	Deposit		X	4210 · Amb...	5,074.63		-154,403.22
Deposit	02/10/2026		Cariten	Deposit		X	4210 · Amb...	529.63		-153,873.59
Deposit	02/10/2026		Humana	Deposit		X	4210 · Amb...	440.79		-153,432.80
Deposit	02/10/2026		Humana	Deposit		X	4210 · Amb...	835.33		-152,597.47
Deposit	02/10/2026		Transport Cust...	Deposit		X	4210 · Amb...	25.00		-152,572.47
Deposit	02/10/2026		Noridian	Deposit		X	4210 · Amb...	1,401.08		-151,171.39
Deposit	02/10/2026		UHC Community	Deposit		X	4210 · Amb...	174.85		-150,996.54
Deposit	02/10/2026		United Healthcare	Deposit		X	4210 · Amb...	584.26		-150,412.28
Deposit	02/11/2026		AETNA	Deposit		X	4210 · Amb...	1,540.29		-148,871.99
Deposit	02/11/2026		BCBS	Deposit		X	4210 · Amb...	134.77		-148,737.22
Deposit	02/11/2026		Centene	Deposit		X	4210 · Amb...	823.46		-147,913.76
Deposit	02/11/2026		Devoted Health	Deposit		X	4210 · Amb...	247.89		-147,665.87
Deposit	02/11/2026		Humana	Deposit		X	4210 · Amb...	182.77		-147,483.10
Deposit	02/11/2026		OPTUM	Deposit		X	4210 · Amb...	1,274.05		-146,209.05
Deposit	02/11/2026		OPTUM	Deposit		X	4210 · Amb...	321.47		-145,887.58
Deposit	02/11/2026		UHC Community	Deposit		X	4210 · Amb...	27.93		-145,859.65
Deposit	02/11/2026		UHC Community	Deposit		X	4210 · Amb...	55.10		-145,804.55
Deposit	02/11/2026		United Healthcare	Deposit		X	4210 · Amb...	2,241.08		-143,563.47
Deposit	02/12/2026		AARP Supp	Deposit		X	4210 · Amb...	810.61		-142,752.86
Deposit	02/12/2026		AETNA	Deposit		X	4210 · Amb...	1,129.22		-141,623.64

4:40 AM

03/12/26

Accrual Basis

Superstition Fire & Medical District Transaction Detail by Account February 2026

Type	Date	Num	Name	Memo	Class	Clr	Split	Debit	Credit	Balance
Deposit	02/12/2026		BCBS	Deposit		X	4210 · Amb...	384.68		-141,238.96
Deposit	02/12/2026		Centene	Deposit		X	4210 · Amb...	4,654.04		-136,584.92
Deposit	02/12/2026		Transport Cust...	Deposit		X	4210 · Amb...	740.00		-135,844.92
Deposit	02/12/2026		Noridian	Deposit		X	4210 · Amb...	4,910.92		-130,934.00
Deposit	02/12/2026		OPTUM	Deposit		X	4210 · Amb...	1,899.07		-129,034.93
Deposit	02/12/2026		United Healthcare	Deposit		X	4210 · Amb...	3,617.66		-125,417.27
Deposit	02/12/2026		United Healthcare	Deposit		X	4210 · Amb...	906.60		-124,510.67
Deposit	02/13/2026		36 Treas	Deposit		X	4210 · Amb...	117.22		-124,393.45
Deposit	02/13/2026		AETNA	Deposit		X	4210 · Amb...	1,826.67		-122,566.78
Deposit	02/13/2026		AETNA	Deposit		X	4210 · Amb...	128.57		-122,438.21
Deposit	02/13/2026		AETNA	Deposit		X	4210 · Amb...	962.08		-121,476.13
Deposit	02/13/2026		BCBS	Deposit		X	4210 · Amb...	632.81		-120,843.32
Deposit	02/13/2026		HNB	Deposit		X	4210 · Amb...	1,323.94		-119,519.38
Deposit	02/13/2026		Humana	Deposit		X	4210 · Amb...	229.81		-119,289.57
Deposit	02/13/2026		Transport Cust...	Deposit		X	4210 · Amb...	5,512.69		-113,776.88
Deposit	02/13/2026		UHC Community	Deposit		X	4210 · Amb...	6,473.23		-107,303.65
Deposit	02/17/2026		Transport Cust...	Deposit		X	4210 · Amb...	290.00		-107,013.65
Deposit	02/17/2026		Transport Cust...	Deposit		X	4210 · Amb...	4,869.04		-102,144.61
Deposit	02/17/2026		Transport Cust...	Deposit		X	4210 · Amb...	235.27		-101,909.34
Deposit	02/17/2026		Transport Cust...	Deposit		X	4210 · Amb...	219.35		-101,689.99
Deposit	02/17/2026		Noridian	Deposit		X	4210 · Amb...	8,107.85		-93,582.14
Deposit	02/17/2026		UHC Community	Deposit		X	4210 · Amb...	204.17		-93,377.97
Deposit	02/18/2026		36 Treas	Deposit		X	4210 · Amb...	1,952.17		-91,425.80
Deposit	02/18/2026		AARP Supp	Deposit		X	4210 · Amb...	239.25		-91,186.55
Deposit	02/18/2026		BCBS	Deposit		X	4210 · Amb...	1,930.20		-89,256.35
Deposit	02/18/2026		BCBS	Deposit		X	4210 · Amb...	2,146.53		-87,109.82
Deposit	02/18/2026		BCBS	Deposit		X	4210 · Amb...	493.08		-86,616.74
Deposit	02/18/2026		Cigna Edge	Deposit		X	4210 · Amb...	1,042.78		-85,573.96
Deposit	02/18/2026		Transport Cust...	Deposit		X	4210 · Amb...	315.00		-85,258.96
Deposit	02/18/2026		Marketplace	Deposit		X	4210 · Amb...	3,287.98		-81,970.98
Deposit	02/18/2026		Medisun	Deposit		X	4210 · Amb...	717.01		-81,253.97
Deposit	02/18/2026		Noridian	Deposit		X	4210 · Amb...	7,185.63		-74,068.34
Deposit	02/18/2026		OPTUM	Deposit		X	4210 · Amb...	451.75		-73,616.59
Deposit	02/18/2026		UHC Community	Deposit		X	4210 · Amb...	1,310.24		-72,306.35
Deposit	02/18/2026		United Healthcare	Deposit		X	4210 · Amb...	1,717.17		-70,589.18
Deposit	02/19/2026		AETNA	Deposit		X	4210 · Amb...	147.13		-70,442.05
Deposit	02/19/2026		BCBS	Deposit		X	4210 · Amb...	115.18		-70,326.87
Deposit	02/19/2026		Centene	Deposit		X	4210 · Amb...	9,509.68		-60,817.19
Deposit	02/19/2026		Devoted Health	Deposit		X	4210 · Amb...	108.03		-60,709.16
Deposit	02/19/2026		Transport Cust...	Deposit		X	4210 · Amb...	100.00		-60,609.16
Deposit	02/19/2026		Marketplace	Deposit		X	4210 · Amb...	1,317.86		-59,291.30
Deposit	02/19/2026		Noridian	Deposit		X	4210 · Amb...	7,982.92		-51,308.38
Deposit	02/19/2026		OPTUM	Deposit		X	4210 · Amb...	312.06		-50,996.32
Deposit	02/19/2026		UHC Community	Deposit		X	4210 · Amb...	1,323.94		-49,672.38
Deposit	02/19/2026		UHC Community	Deposit		X	4210 · Amb...	439.81		-49,232.57
Deposit	02/19/2026		UHC Surest	Deposit		X	4210 · Amb...	1,852.32		-47,380.25
Deposit	02/19/2026		United Healthcare	Deposit		X	4210 · Amb...	621.07		-46,759.18
Deposit	02/19/2026		United Healthcare	Deposit		X	4210 · Amb...	835.08		-45,924.10
Transfer	02/19/2026		Funds Tra...	Funds Tra...		X	10150 · WF...		134,822.26	-180,746.36
Transfer	02/19/2026		Funds Tra...	Funds Tra...		X	10140 · WF...	124,154.96		-56,591.40

4:40 AM

03/12/26

Accrual Basis

Superstition Fire & Medical District Transaction Detail by Account February 2026

Type	Date	Num	Name	Memo	Class	Clr	Split	Debit	Credit	Balance
Deposit	02/20/2026			Deposit		X	-SPLIT-	680.00		-55,911.40
Deposit	02/20/2026		36 Treas	Deposit		X	4210 · Amb...	7,944.46		-47,966.94
Deposit	02/20/2026		BCBS	Deposit		X	4210 · Amb...	1,476.87		-46,490.07
Deposit	02/20/2026		BCBS	Deposit		X	4210 · Amb...	884.42		-45,605.65
Deposit	02/20/2026		Cariten	Deposit		X	4210 · Amb...	253.45		-45,352.20
Deposit	02/20/2026		Humana	Deposit		X	4210 · Amb...	1,133.49		-44,218.71
Deposit	02/20/2026		Humana	Deposit		X	4210 · Amb...	133.38		-44,085.33
Deposit	02/20/2026		Transport Cust...	Deposit		X	4210 · Amb...	83.80		-44,001.53
Deposit	02/20/2026		Medisun	Deposit		X	4210 · Amb...	2,306.25		-41,695.28
Deposit	02/20/2026		Noridian	Deposit		X	4210 · Amb...	3,098.07		-38,597.21
Deposit	02/20/2026		United Healthcare	Deposit		X	4210 · Amb...	841.24		-37,755.97
Deposit	02/20/2026		Humana	Deposit		X	4210 · Amb...	258.02		-37,497.95
Deposit	02/23/2026		AETNA	Deposit		X	4210 · Amb...	113.74		-37,384.21
Deposit	02/23/2026		Ahcccs	Deposit		X	4210 · Amb...	1,232.64		-36,151.57
Deposit	02/23/2026		BCBS	Deposit		X	4210 · Amb...	1,160.26		-34,991.31
Deposit	02/23/2026		Devoted Health	Deposit		X	4210 · Amb...	427.46		-34,563.85
Deposit	02/23/2026		Humana	Deposit		X	4210 · Amb...	1,793.82		-32,770.03
Deposit	02/23/2026		Transport Cust...	Deposit		X	4210 · Amb...	2,170.74		-30,599.29
Deposit	02/23/2026		Transport Cust...	Deposit		X	4210 · Amb...	1,247.72		-29,351.57
Deposit	02/23/2026		Transport Cust...	Deposit		X	4210 · Amb...	200.00		-29,151.57
Deposit	02/23/2026		Noridian	Deposit		X	4210 · Amb...	2,737.36		-26,414.21
Deposit	02/23/2026		OPTUM	Deposit		X	4210 · Amb...	496.56		-25,917.65
Deposit	02/23/2026		UHC Community	Deposit		X	4210 · Amb...	485.66		-25,431.99
Deposit	02/23/2026		UHC Community	Deposit		X	4210 · Amb...	109.77		-25,322.22
Deposit	02/23/2026		United Healthcare	Deposit		X	4210 · Amb...	346.93		-24,975.29
Deposit	02/24/2026		AETNA	Deposit		X	4210 · Amb...	1,856.88		-23,118.41
Deposit	02/24/2026		Humana	Deposit		X	4210 · Amb...	249.79		-22,868.62
Deposit	02/24/2026		Noridian	Deposit		X	4210 · Amb...	4,621.42		-18,247.20
Deposit	02/24/2026		UHC Community	Deposit		X	4210 · Amb...	1,433.54		-16,813.66
Deposit	02/24/2026		UHC Community	Deposit		X	4210 · Amb...	1,012.01		-15,801.65
Deposit	02/24/2026		UHC Community	Deposit		X	4210 · Amb...	2,570.28		-13,231.37
Deposit	02/24/2026		United Healthcare	Deposit		X	4210 · Amb...	1,057.58		-12,173.79
Deposit	02/24/2026		United Healthcare	Deposit		X	4210 · Amb...	1,959.06		-10,214.73
Deposit	02/25/2026		36 Treas	Deposit		X	4210 · Amb...	3,878.38		-6,336.35
Deposit	02/25/2026		AARP Supp	Deposit		X	4210 · Amb...	237.39		-6,098.96
Deposit	02/25/2026		BCBS	Deposit		X	4210 · Amb...	261.90		-5,837.06
Deposit	02/25/2026		BCBS	Deposit		X	4210 · Amb...	974.36		-4,862.70
Deposit	02/25/2026		Cigna	Deposit		X	4210 · Amb...	1,640.02		-3,222.68
Deposit	02/25/2026		Cigna	Deposit		X	4210 · Amb...	11.37		-3,211.31
Deposit	02/25/2026		Devoted Health	Deposit		X	4210 · Amb...	415.72		-2,795.59
Deposit	02/25/2026		Devoted Health	Deposit		X	4210 · Amb...	169.33		-2,626.26
Deposit	02/25/2026		HHP Texas	Deposit		X	4210 · Amb...	230.59		-2,395.67
Deposit	02/25/2026		Humana	Deposit		X	4210 · Amb...	981.82		-1,413.85
Deposit	02/25/2026		Humana	Deposit		X	4210 · Amb...	1,027.93		-385.92
Deposit	02/25/2026		Transport Cust...	Deposit		X	4210 · Amb...	160.00		-225.92
Deposit	02/25/2026		Noridian	Deposit		X	4210 · Amb...	2,389.21		2,163.29
Deposit	02/25/2026		OPTUM	Deposit		X	4210 · Amb...	1,067.17		3,230.46
Deposit	02/25/2026		OPTUM	Deposit		X	4210 · Amb...	1,925.93		5,156.39
Deposit	02/25/2026		United Healthcare	Deposit		X	4210 · Amb...	1,700.29		6,856.68
Deposit	02/25/2026			Deposit		X	-SPLIT-	120.00		6,976.68

Superstition Fire & Medical District Transaction Detail by Account February 2026

Type	Date	Num	Name	Memo	Class	Clr	Split	Debit	Credit	Balance
Deposit	02/26/2026		BCBS	Deposit		X	4210 · Amb...	2,050.02		9,026.70
Deposit	02/26/2026		Centene	Deposit		X	4210 · Amb...	2,551.98		11,578.68
Deposit	02/26/2026		Humana	Deposit		X	4210 · Amb...	487.70		12,066.38
Deposit	02/26/2026		Humana	Deposit		X	4210 · Amb...	234.30		12,300.68
Deposit	02/26/2026		Transport Cust...	Deposit		X	4210 · Amb...	214.89		12,515.57
Deposit	02/26/2026		Noridian	Deposit		X	4210 · Amb...	7,783.76		20,299.33
Deposit	02/26/2026		United Healthcare	Deposit		X	4210 · Amb...	1,043.85		21,343.18
Deposit	02/26/2026		United Healthcare	Deposit		X	4210 · Amb...	813.27		22,156.45
Deposit	02/27/2026		36 Treas	Deposit		X	4210 · Amb...	110.06		22,266.51
Deposit	02/27/2026		AETNA	Deposit		X	4210 · Amb...	1,757.15		24,023.66
Deposit	02/27/2026		AETNA	Deposit		X	4210 · Amb...	3,676.99		27,700.65
Deposit	02/27/2026		Ahcccs	Deposit		X	4210 · Amb...	4,232.12		31,932.77
Deposit	02/27/2026		BCBS	Deposit		X	4210 · Amb...	481.60		32,414.37
Deposit	02/27/2026		BCBS	Deposit		X	4210 · Amb...	115.49		32,529.86
Deposit	02/27/2026		Cigna Edge	Deposit		X	4210 · Amb...	981.78		33,511.64
Deposit	02/27/2026		HDIC	Deposit		X	4210 · Amb...	96.83		33,608.47
Deposit	02/27/2026		HNB	Deposit		X	4210 · Amb...	1,345.29		34,953.76
Deposit	02/27/2026		Noridian	Deposit		X	4210 · Amb...	3,703.26		38,657.02
Deposit	02/27/2026		UHC Community	Deposit		X	4210 · Amb...	246.72		38,903.74
Total 10130 · WF Ambulance Payroll 150								398,527.59	359,623.85	38,903.74
10140 · WF Transport Lockbox 150										
Deposit	02/02/2026			Deposit		X	4210 · Amb...	9,429.05		9,429.05
Deposit	02/02/2026			Deposit		X	4210 · Amb...	126.00		9,555.05
Deposit	02/03/2026			Deposit		X	4210 · Amb...	12,595.85		22,150.90
Deposit	02/04/2026			Deposit		X	4210 · Amb...	316.78		22,467.68
Deposit	02/05/2026			Deposit		X	4210 · Amb...	6,302.82		28,770.50
Deposit	02/06/2026			Deposit		X	4210 · Amb...	3,579.12		32,349.62
Deposit	02/09/2026			Deposit		X	4210 · Amb...	10,445.01		42,794.63
Deposit	02/10/2026			Deposit		X	4210 · Amb...	5,622.20		48,416.83
Deposit	02/11/2026			Deposit		X	4210 · Amb...	4,381.29		52,798.12
Deposit	02/12/2026			Deposit		X	4210 · Amb...	2,066.72		54,864.84
Deposit	02/13/2026			Deposit		X	4210 · Amb...	2,446.76		57,311.60
Deposit	02/17/2026			Deposit		X	4210 · Amb...	28,708.10		86,019.70
Deposit	02/17/2026			Deposit		X	4210 · Amb...	30.00		86,049.70
Deposit	02/18/2026			Deposit		X	4210 · Amb...	1,198.93		87,248.63
Deposit	02/19/2026			Deposit		X	4210 · Amb...	14,357.02		101,605.65
Transfer	02/19/2026			Funds Tra...		X	10130 · WF...		124,154.96	-22,549.31
Deposit	02/20/2026			Deposit		X	4210 · Amb...	555.00		-21,994.31
Deposit	02/23/2026			Deposit		X	4210 · Amb...	25,070.79		3,076.48
Deposit	02/24/2026			Deposit		X	4210 · Amb...	4,834.81		7,911.29
Deposit	02/26/2026			Deposit		X	4210 · Amb...	3,570.95		11,482.24
Deposit	02/27/2026			Deposit		X	4210 · Amb...	14,388.45		25,870.69
Total 10140 · WF Transport Lockbox 150								150,025.65	124,154.96	25,870.69
10150 · WF Payroll Account 100										
Check	02/02/2026	ACH	PSPRS			X	21700 · Car...		88,461.88	-88,461.88
General Journal	02/05/2026	889		BILL 02/05...		X	1072 · Bill.c...		167,359.07	-255,820.95
Transfer	02/05/2026			Funds Tra...		X	10130 · WF...	223,580.15		-32,240.80

Superstition Fire & Medical District Transaction Detail by Account February 2026

Type	Date	Num	Name	Memo	Class	Clr	Split	Debit	Credit	Balance
Transfer	02/05/2026			Funds Tra...		X	10100 · PC...	925,000.00		892,759.20
General Journal	02/11/2026	896		BILL 02/11...		X	1072 · Bill.c...	915.42		893,674.62
Check	02/12/2026	EFT	Bill.com			X	6301 · Com...		508.42	893,166.20
Check	02/12/2026	EFT				X	21660 · HS...		5,137.99	888,028.21
General Journal	02/13/2026	891		BILL 02/13...		X	1072 · Bill.c...		152,629.29	735,398.92
General Journal	02/13/2026	887				X	5010.1 · Ad...		368,243.29	367,155.63
General Journal	02/13/2026	887				X	5010.1 · Ad...		87,710.33	279,445.30
Check	02/13/2026	ACH	Nationwide Retir...			X	21800 · Pre...		700.00	278,745.30
Check	02/13/2026	ACH	Nationwide Retir...			X	21800 · Pre...		8,084.94	270,660.36
Check	02/13/2026	ACH	Nationwide Retir...			X	21800 · Pre...		8,476.09	262,184.27
Check	02/13/2026	ACH	Nationwide Retir...			X	21800 · Pre...		15,820.93	246,363.34
Check	02/13/2026	ACH	Nationwide Retir...			X	21800 · Pre...		32,197.53	214,165.81
Check	02/13/2026	ACH	Arizona State R...			X	21725 · Civi...		25,844.20	188,321.61
Check	02/13/2026	ACH	Health Equity			X	21660 · HS...		23,623.78	164,697.83
Check	02/17/2026	ACH	PSPRS			X	21700 · Car...		86,889.00	77,808.83
General Journal	02/19/2026	892		BILL 02/19...		X	1072 · Bill.c...		66,325.34	11,483.49
Transfer	02/19/2026			Funds Tra...		X	10130 · WF...	134,822.26		146,305.75
Transfer	02/19/2026			Funds Tra...		X	10100 · PC...	750,000.00		896,305.75
General Journal	02/20/2026	893		BILL 02/20...		X	1072 · Bill.c...		7,240.13	889,065.62
General Journal	02/26/2026	894		BILL 02/26...		X	1072 · Bill.c...		253,918.29	635,147.33
Check	02/26/2026	EFT				X	21660 · HS...		5,267.81	629,879.52
General Journal	02/27/2026	887				X	5010.1 · Ad...		382,414.57	247,464.95
General Journal	02/27/2026	887				X	5010.1 · Ad...		94,047.17	153,417.78
Check	02/27/2026	ACH	Nationwide Retir...			X	21800 · Pre...		715.00	152,702.78
Check	02/27/2026	ACH	Nationwide Retir...			X	21800 · Pre...		8,340.92	144,361.86
Check	02/27/2026	ACH	Nationwide Retir...			X	21800 · Pre...		8,725.97	135,635.89
Check	02/27/2026	ACH	Nationwide Retir...			X	21800 · Pre...		16,064.93	119,570.96
Check	02/27/2026	ACH	Nationwide Retir...			X	21800 · Pre...		33,433.84	86,137.12
Check	02/27/2026	ACH	Arizona State R...			X	21725 · Civi...		28,472.52	57,664.60
Check	02/27/2026	ACH	Health Equity			X	21660 · HS...		21,923.78	35,740.82
Bill Pmt -Check	02/28/2026	N/A	Chase Cardme...	# 4246315...		X	20000 · Acc...		12,895.98	22,844.84
Total 10150 · WF Payroll Account 100								2,034,317.83	2,011,472.99	22,844.84
10200 · PCT Capital Fund 200										
General Journal	02/28/2026	880		To Record ...		X	4250 · Inter...	9,546.25		9,546.25
Total 10200 · PCT Capital Fund 200								9,546.25	0.00	9,546.25
10400 · PCT Special Fund 400										
Deposit	02/25/2026			Deposit		X	-SPLIT-	5,100.00		5,100.00
General Journal	02/28/2026	879		To Record ...		X	4250 · Inter...	1,390.69		6,490.69
Total 10400 · PCT Special Fund 400								6,490.69	0.00	6,490.69
10500 · PCT Debt Service Principal 500										
General Journal	02/28/2026	878		To Record ...		X	4010 · Prop...	21,043.86		21,043.86
Total 10500 · PCT Debt Service Principal 500								21,043.86	0.00	21,043.86
10600 · PCT Debt Service Interest 600										

Superstition Fire & Medical District Transaction Detail by Account February 2026

Type	Date	Num	Name	Memo	Class	Clr	Split	Debit	Credit	Balance
General Journal	02/28/2026	861		To Record ...		X	4010 · Prop...	1,212.37		1,212.37
Total 10600 · PCT Debt Service Interest 600								1,212.37	0.00	1,212.37
10700 · PCT Contingency Fund 700										
General Journal	02/28/2026	876		To Record ...		X	4250 · Inter...	14,403.01		14,403.01
Total 10700 · PCT Contingency Fund 700								14,403.01	0.00	14,403.01
1072 · Bill.com Money Out Clearing										
Bill Pmt -Check	02/05/2026	Bill.c...	Support Paymen...	https://app...			20000 · Acc...		1,660.59	-1,660.59
Bill Pmt -Check	02/05/2026	Bill.c...	Robert Horne Ford	https://app...			20000 · Acc...	137.16		-1,797.75
Bill Pmt -Check	02/05/2026	Bill.c...	Wells Fargo Bank	https://app...			20000 · Acc...	3,847.19		-5,644.94
Bill Pmt -Check	02/05/2026	Bill.c...	Vessel Homes S...	https://app...			20000 · Acc...	510.00		-6,154.94
Bill Pmt -Check	02/05/2026	Bill.c...	Skaggs Public S...	https://app...			20000 · Acc...	133.10		-6,288.04
Bill Pmt -Check	02/05/2026	Bill.c...	Bound Tree Med...	https://app...			20000 · Acc...	27.19		-6,315.23
Bill Pmt -Check	02/05/2026	Bill.c...	Bound Tree Med...	https://app...			20000 · Acc...	769.85		-7,085.08
Bill Pmt -Check	02/05/2026	Bill.c...	Matheson Tri-G...	https://app...			20000 · Acc...	328.73		-7,413.81
Bill Pmt -Check	02/05/2026	Bill.c...	Advanced Data ...	https://app...			20000 · Acc...	28,021.26		-35,435.07
Bill Pmt -Check	02/05/2026	Bill.c...	Vessel Homes S...	https://app...			20000 · Acc...	626.77		-36,061.84
Bill Pmt -Check	02/05/2026	Bill.c...	Bound Tree Med...	https://app...			20000 · Acc...	18.09		-36,079.93
Bill Pmt -Check	02/05/2026	Bill.c...	United Fire Equi...	https://app...			20000 · Acc...	259.94		-36,339.87
Bill Pmt -Check	02/05/2026	Bill.c...	Arizona Propane	https://app...			20000 · Acc...	150.00		-36,489.87
Bill Pmt -Check	02/05/2026	Bill.c...	Arizona Water C...	https://app...			20000 · Acc...	52.90		-36,542.77
Bill Pmt -Check	02/05/2026	Bill.c...	Boyetts Family ...	https://app...			20000 · Acc...	71.49		-36,614.26
Bill Pmt -Check	02/05/2026	Bill.c...	Ginco Plumbing ...	https://app...			20000 · Acc...	446.32		-37,060.58
Bill Pmt -Check	02/05/2026	Bill.c...	Bound Tree Med...	https://app...			20000 · Acc...	973.14		-38,033.72
Bill Pmt -Check	02/05/2026	Bill.c...	Southwest Gas ...	https://app...			20000 · Acc...	167.93		-38,201.65
Bill Pmt -Check	02/05/2026	Bill.c...	O'Reilly Automot...	https://app...			20000 · Acc...	13.63		-38,215.28
Bill Pmt -Check	02/05/2026	Bill.c...	Boyetts Family ...	https://app...			20000 · Acc...	36.00		-38,251.28
Bill Pmt -Check	02/05/2026	Bill.c...	Mediacom	https://app...			20000 · Acc...	6,100.00		-44,351.28
Bill Pmt -Check	02/05/2026	Bill.c...	Arizona Propane	https://app...			20000 · Acc...	62.00		-44,413.28
Bill Pmt -Check	02/05/2026	Bill.c...	Vessel Homes S...	https://app...			20000 · Acc...	510.00		-44,923.28
Bill Pmt -Check	02/05/2026	Bill.c...	Skaggs Public S...	https://app...			20000 · Acc...	245.48		-45,168.76
Bill Pmt -Check	02/05/2026	Bill.c...	Southwest Gas ...	https://app...			20000 · Acc...	467.31		-45,636.07
Bill Pmt -Check	02/05/2026	Bill.c...	Bound Tree Med...	https://app...			20000 · Acc...	22.37		-45,658.44
Bill Pmt -Check	02/05/2026	Bill.c...	Arizona Water C...	https://app...			20000 · Acc...	308.57		-45,967.01
Bill Pmt -Check	02/05/2026	Bill.c...	Bound Tree Med...	https://app...			20000 · Acc...	101.84		-46,068.85
Bill Pmt -Check	02/05/2026	Bill.c...	Vessel Homes S...	https://app...			20000 · Acc...	2,302.73		-48,371.58
Bill Pmt -Check	02/05/2026	Bill.c...	Southwest Grou...	https://app...			20000 · Acc...	400.00		-48,771.58
Bill Pmt -Check	02/05/2026	Bill.c...	Skaggs Public S...	https://app...			20000 · Acc...	25.99		-48,797.57
Bill Pmt -Check	02/05/2026	Bill.c...	Boyetts Family ...	https://app...			20000 · Acc...	71.49		-48,869.06
Bill Pmt -Check	02/05/2026	Bill.c...	Arizona Propane	https://app...			20000 · Acc...	100.00		-48,969.06
Bill Pmt -Check	02/05/2026	Bill.c...	Southwest Gas ...	https://app...			20000 · Acc...	50.57		-49,019.63
Bill Pmt -Check	02/05/2026	Bill.c...	Skaggs Public S...	https://app...			20000 · Acc...	160.38		-49,180.01
Bill Pmt -Check	02/05/2026	Bill.c...	United Fire Equi...	https://app...			20000 · Acc...	613.52		-49,793.53
Bill Pmt -Check	02/05/2026	Bill.c...	Salt River Project	https://app...			20000 · Acc...	4,988.55		-54,782.08
Bill Pmt -Check	02/05/2026	Bill.c...	Skaggs Public S...	https://app...			20000 · Acc...	138.56		-54,920.64
Bill Pmt -Check	02/05/2026	Bill.c...	Bound Tree Med...	https://app...			20000 · Acc...	1,800.02		-56,720.66
Bill Pmt -Check	02/05/2026	Bill.c...	ADR Hardware, ...	https://app...			20000 · Acc...	8.72		-56,729.38
Bill Pmt -Check	02/05/2026	Bill.c...	Bound Tree Med...	https://app...			20000 · Acc...	207.68		-56,937.06

Superstition Fire & Medical District Transaction Detail by Account February 2026

Type	Date	Num	Name	Memo	Class	Clr	Split	Debit	Credit	Balance
Bill Pmt -Check	02/05/2026	Bill.c...	Arizona Propane	https://app...			20000 · Acc...		62.00	-56,999.06
Bill Pmt -Check	02/05/2026	Bill.c...	Skaggs Public S...	https://app...			20000 · Acc...		161.47	-57,160.53
Bill Pmt -Check	02/05/2026	Bill.c...	Boyetts Family ...	https://app...			20000 · Acc...		73.09	-57,233.62
Bill Pmt -Check	02/05/2026	Bill.c...	7710 Insurance ...	https://app...			20000 · Acc...		43,040.98	-100,274.60
Bill Pmt -Check	02/05/2026	Bill.c...	United Fire Equi...	https://app...			20000 · Acc...		264.25	-100,538.85
Bill Pmt -Check	02/05/2026	Bill.c...	Boyetts Family ...	https://app...			20000 · Acc...		109.09	-100,647.94
Bill Pmt -Check	02/05/2026	Bill.c...	Vessel Homes S...	https://app...			20000 · Acc...		1,100.00	-101,747.94
Bill Pmt -Check	02/05/2026	Bill.c...	Hughes Fire Eq...	https://app...			20000 · Acc...		478.57	-102,226.51
Bill Pmt -Check	02/05/2026	Bill.c...	UKG Inc	https://app...			20000 · Acc...		50,142.35	-152,368.86
Bill Pmt -Check	02/05/2026	Bill.c...	O'Reilly Automot...	https://app...			20000 · Acc...		203.44	-152,572.30
Bill Pmt -Check	02/05/2026	Bill.c...	Boyetts Family ...	https://app...			20000 · Acc...		36.00	-152,608.30
Bill Pmt -Check	02/05/2026	Bill.c...	Ron Turley Asso...	https://app...			20000 · Acc...		5,320.22	-157,928.52
Bill Pmt -Check	02/05/2026	Bill.c...	Apache Junction...	https://app...			20000 · Acc...		274.53	-158,203.05
Bill Pmt -Check	02/05/2026	Bill.c...	Wex Bank, Inc.	https://app...			20000 · Acc...		2,919.29	-161,122.34
Bill Pmt -Check	02/05/2026	Bill.c...	Skaggs Public S...	https://app...			20000 · Acc...		109.39	-161,231.73
Bill Pmt -Check	02/05/2026	Bill.c...	Boyetts Family ...	https://app...			20000 · Acc...		109.09	-161,340.82
Bill Pmt -Check	02/05/2026	Bill.c...	Bound Tree Med...	https://app...			20000 · Acc...		260.51	-161,601.33
Bill Pmt -Check	02/05/2026	Bill.c...	Bound Tree Med...	https://app...			20000 · Acc...		70.89	-161,672.22
Bill Pmt -Check	02/05/2026	Bill.c...	Aetna Behaviora...	https://app...			20000 · Acc...		1,075.20	-162,747.42
Bill Pmt -Check	02/05/2026	Bill.c...	Ginco Plumbing ...	https://app...			20000 · Acc...		628.98	-163,376.40
General Journal	02/05/2026	889		BILL 02/05...			10150 · WF...	167,359.07		3,982.67
Bill Pmt -Check	02/05/2026	Bill.c...	Boyetts Family ...	https://app...			20000 · Acc...		104.03	3,878.64
Bill Pmt -Check	02/05/2026	Bill.c...	Bound Tree Med...	https://app...			20000 · Acc...		2,591.57	1,287.07
Bill Pmt -Check	02/05/2026	Bill.c...	Vessel Homes S...	https://app...			20000 · Acc...		510.00	777.07
Bill Pmt -Check	02/05/2026	Bill.c...	Bound Tree Med...	https://app...			20000 · Acc...		2.07	775.00
Bill Pmt -Check	02/05/2026	Bill.c...	Vessel Homes S...	https://app...			20000 · Acc...		775.00	0.00
General Journal	02/11/2026	896		BILL 02/11...			10150 · WF...		915.42	-915.42
Bill Pmt -Check	02/13/2026	Bill.c...	O'Reilly Automot...	https://app...			20000 · Acc...		327.26	-1,242.68
Bill Pmt -Check	02/13/2026	Bill.c...	O'Reilly Automot...	https://app...			20000 · Acc...		312.14	-1,554.82
Bill Pmt -Check	02/13/2026	Bill.c...	Bound Tree Med...	https://app...			20000 · Acc...		240.99	-1,795.81
Bill Pmt -Check	02/13/2026	Bill.c...	Central Arizona ...	https://app...			20000 · Acc...		35.25	-1,831.06
Bill Pmt -Check	02/13/2026	Bill.c...	Double Duo Jani...	https://app...			20000 · Acc...		280.00	-2,111.06
Bill Pmt -Check	02/13/2026	Bill.c...	Bound Tree Med...	https://app...			20000 · Acc...		37.03	-2,148.09
Bill Pmt -Check	02/13/2026	Bill.c...	O'Reilly Automot...	https://app...			20000 · Acc...		16.35	-2,164.44
Bill Pmt -Check	02/13/2026	Bill.c...	Bound Tree Med...	https://app...			20000 · Acc...		24.87	-2,189.31
Bill Pmt -Check	02/13/2026	Bill.c...	Jonoco, LLC	https://app...			20000 · Acc...		225.00	-2,414.31
Bill Pmt -Check	02/13/2026	Bill.c...	Bud's Bulk Ice S...	https://app...			20000 · Acc...		505.04	-2,919.35
Bill Pmt -Check	02/13/2026	Bill.c...	United Fire Equi...	https://app...			20000 · Acc...		64.29	-2,983.64
Bill Pmt -Check	02/13/2026	Bill.c...	Heartfit For Duty...	https://app...			20000 · Acc...		9,044.04	-12,027.68
Bill Pmt -Check	02/13/2026	Bill.c...	Gecko Service P...	https://app...			20000 · Acc...		3,284.94	-15,312.62
Bill Pmt -Check	02/13/2026	Bill.c...	Prudential Over...	https://app...			20000 · Acc...		2,235.70	-17,548.32
Bill Pmt -Check	02/13/2026	Bill.c...	San Tan Auto P...	https://app...			20000 · Acc...		83.67	-17,631.99
Bill Pmt -Check	02/13/2026	Bill.c...	City of Mesa	https://app...			20000 · Acc...		50,113.74	-67,745.73
Bill Pmt -Check	02/13/2026	Bill.c...	L.N. Curtis & Sons	https://app...			20000 · Acc...		2,659.60	-70,405.33
Bill Pmt -Check	02/13/2026	Bill.c...	Bud's Bulk Ice S...	https://app...			20000 · Acc...		452.67	-70,858.00
Bill Pmt -Check	02/13/2026	Bill.c...	O'Reilly Automot...	https://app...			20000 · Acc...		40.36	-70,898.36
Bill Pmt -Check	02/13/2026	Bill.c...	O'Reilly Automot...	https://app...			20000 · Acc...		256.71	-71,155.07
Bill Pmt -Check	02/13/2026	Bill.c...	City of Apache J...	https://app...			20000 · Acc...		9,937.17	-81,092.24
Bill Pmt -Check	02/13/2026	Bill.c...	United Fire Equi...	https://app...			20000 · Acc...		740.96	-81,833.20
Bill Pmt -Check	02/13/2026	Bill.c...	Verizon Wireles...	https://app...			20000 · Acc...		1,999.42	-83,832.62

Superstition Fire & Medical District Transaction Detail by Account February 2026

Type	Date	Num	Name	Memo	Class	Clr	Split	Debit	Credit	Balance
Bill Pmt -Check	02/13/2026	Bill.c...	Vessel Homes S...	https://app...			20000 · Acc...		510.00	-84,342.62
Bill Pmt -Check	02/13/2026	Bill.c...	Prophet Network...	https://app...			20000 · Acc...		4,227.17	-88,569.79
Bill Pmt -Check	02/13/2026	Bill.c...	Gecko Service P...	https://app...			20000 · Acc...		4,082.35	-92,652.14
Bill Pmt -Check	02/13/2026	Bill.c...	Arizona PPE Re...	https://app...			20000 · Acc...		471.00	-93,123.14
Bill Pmt -Check	02/13/2026	Bill.c...	Bud's Bulk Ice S...	https://app...			20000 · Acc...		330.48	-93,453.62
Bill Pmt -Check	02/13/2026	Bill.c...	Bakertilly	https://app...			20000 · Acc...		2,887.50	-96,341.12
Bill Pmt -Check	02/13/2026	Bill.c...	Jonoco, LLC	https://app...			20000 · Acc...		34,100.00	-130,441.12
Bill Pmt -Check	02/13/2026	Bill.c...	Robert Horne Ford	https://app...			20000 · Acc...		20.99	-130,462.11
Bill Pmt -Check	02/13/2026	Bill.c...	Bound Tree Med...	https://app...			20000 · Acc...		24.87	-130,486.98
Bill Pmt -Check	02/13/2026	Bill.c...	O'Reilly Automot...	https://app...			20000 · Acc...		32.46	-130,519.44
Bill Pmt -Check	02/13/2026	Bill.c...	Vessel Homes S...	https://app...			20000 · Acc...		510.00	-131,029.44
Bill Pmt -Check	02/13/2026	Bill.c...	Bud's Bulk Ice S...	https://app...			20000 · Acc...		461.40	-131,490.84
Bill Pmt -Check	02/13/2026	Bill.c...	Bound Tree Med...	https://app...			20000 · Acc...		4.80	-131,495.64
Bill Pmt -Check	02/13/2026	Bill.c...	Lands' End, Inc	https://app...			20000 · Acc...		107.11	-131,602.75
Bill Pmt -Check	02/13/2026	Bill.c...	Robert Horne Ford	https://app...			20000 · Acc...		25.47	-131,628.22
Bill Pmt -Check	02/13/2026	Bill.c...	San Tan Auto P...	https://app...			20000 · Acc...		41.22	-131,669.44
Bill Pmt -Check	02/13/2026	Bill.c...	Bound Tree Med...	https://app...			20000 · Acc...		2.12	-131,671.56
Bill Pmt -Check	02/13/2026	Bill.c...	CenturyLink	https://app...			20000 · Acc...		343.58	-132,015.14
Bill Pmt -Check	02/13/2026	Bill.c...	O'Reilly Automot...	https://app...			20000 · Acc...		11.14	-132,026.28
Bill Pmt -Check	02/13/2026	Bill.c...	Bound Tree Med...	https://app...			20000 · Acc...		235.94	-132,262.22
Bill Pmt -Check	02/13/2026	Bill.c...	Arizona State B...	https://app...			20000 · Acc...		600.00	-132,862.22
Bill Pmt -Check	02/13/2026	Bill.c...	Superstition Saf...	https://app...			20000 · Acc...		210.00	-133,072.22
Bill Pmt -Check	02/13/2026	Bill.c...	Robert Horne Ford	https://app...			20000 · Acc...		132.75	-133,204.97
Bill Pmt -Check	02/13/2026	Bill.c...	Bound Tree Med...	https://app...			20000 · Acc...		56.22	-133,261.19
Bill Pmt -Check	02/13/2026	Bill.c...	Vessel Homes S...	https://app...			20000 · Acc...		349.62	-133,610.81
Bill Pmt -Check	02/13/2026	Bill.c...	Healthcare Medi...	https://app...			20000 · Acc...		54.82	-133,665.63
Bill Pmt -Check	02/13/2026	Bill.c...	Wist Supply & E...	https://app...			20000 · Acc...		157.18	-133,822.81
Bill Pmt -Check	02/13/2026	Bill.c...	Bud's Bulk Ice S...	https://app...			20000 · Acc...		243.20	-134,066.01
Bill Pmt -Check	02/13/2026	Bill.c...	Bound Tree Med...	https://app...			20000 · Acc...		54.98	-134,120.99
Bill Pmt -Check	02/13/2026	Bill.c...	Robert Horne Ford	https://app...			20000 · Acc...		97.27	-134,218.26
Bill Pmt -Check	02/13/2026	Bill.c...	O'Reilly Automot...	https://app...			20000 · Acc...		29.44	-134,247.70
Bill Pmt -Check	02/13/2026	Bill.c...	James Vincent ...	https://app...			20000 · Acc...		11,100.00	-145,347.70
Bill Pmt -Check	02/13/2026	Bill.c...	Ruggiero's Ace ...	https://app...			20000 · Acc...		5,564.10	-150,911.80
Bill Pmt -Check	02/13/2026	Bill.c...	United Fire Equi...	https://app...			20000 · Acc...		1,647.60	-152,559.40
Bill Pmt -Check	02/13/2026	Bill.c...	Ginco Plumbing ...	https://app...			20000 · Acc...		499.76	-153,059.16
Bill Pmt -Check	02/13/2026	Bill.c...	Republic Servic...	https://app...			20000 · Acc...		485.55	-153,544.71
General Journal	02/13/2026	891		BILL 02/13...			10150 · WF...	152,629.29		-915.42
Bill Pmt -Check	02/19/2026	Bill.c...	Gecko Service P...	https://app...			20000 · Acc...		719.79	-1,635.21
Bill Pmt -Check	02/19/2026	Bill.c...	O'Reilly Automot...	https://app...			20000 · Acc...		105.21	-1,740.42
Bill Pmt -Check	02/19/2026	Bill.c...	Brady Industries...	https://app...			20000 · Acc...		61.10	-1,801.52
Bill Pmt -Check	02/19/2026	Bill.c...	Apache Junction...	https://app...			20000 · Acc...		69.05	-1,870.57
Bill Pmt -Check	02/19/2026	Bill.c...	Apache Junction...	https://app...			20000 · Acc...		258.02	-2,128.59
Bill Pmt -Check	02/19/2026	Bill.c...	United Fire Equi...	https://app...			20000 · Acc...		19.24	-2,147.83
Bill Pmt -Check	02/19/2026	Bill.c...	Arizona PPE Re...	https://app...			20000 · Acc...		1,264.00	-3,411.83
Bill Pmt -Check	02/19/2026	Bill.c...	Arizona Water C...	https://app...			20000 · Acc...		298.39	-3,710.22
Bill Pmt -Check	02/19/2026	Bill.c...	Liberty Utilities AZ	https://app...			20000 · Acc...		56.15	-3,766.37
Bill Pmt -Check	02/19/2026	Bill.c...	Apache Junction...	https://app...			20000 · Acc...		4,500.00	-8,266.37
Bill Pmt -Check	02/19/2026	Bill.c...	Skaggs Public S...	https://app...			20000 · Acc...		315.15	-8,581.52
Bill Pmt -Check	02/19/2026	Bill.c...	Apache Junction...	https://app...			20000 · Acc...		66.14	-8,647.66
Bill Pmt -Check	02/19/2026	Bill.c...	Brady Industries...	https://app...			20000 · Acc...		409.38	-9,057.04

Superstition Fire & Medical District Transaction Detail by Account February 2026

Type	Date	Num	Name	Memo	Class	Clr	Split	Debit	Credit	Balance
Bill Pmt -Check	02/19/2026	Bill.c...	Brady Industries...	https://app...			20000 · Acc...		79.09	-9,136.13
Bill Pmt -Check	02/19/2026	Bill.c...	Brady Industries...	https://app...			20000 · Acc...		487.16	-9,623.29
Bill Pmt -Check	02/19/2026	Bill.c...	United Fire Equi...	https://app...			20000 · Acc...		93.45	-9,716.74
Bill Pmt -Check	02/19/2026	Bill.c...	United Fire Equi...	https://app...			20000 · Acc...		87.55	-9,804.29
Bill Pmt -Check	02/19/2026	Bill.c...	Hughes Fire Eq...	https://app...			20000 · Acc...		343.20	-10,147.49
Bill Pmt -Check	02/19/2026	Bill.c...	United Fire Equi...	https://app...			20000 · Acc...		757.55	-10,905.04
Bill Pmt -Check	02/19/2026	Bill.c...	Toshiba Americ...	https://app...			20000 · Acc...		84.01	-10,989.05
Bill Pmt -Check	02/19/2026	Bill.c...	Brady Industries...	https://app...			20000 · Acc...		100.65	-11,089.70
Bill Pmt -Check	02/19/2026	Bill.c...	LINDA PETERIK	https://app...			20000 · Acc...		10.00	-11,099.70
Bill Pmt -Check	02/19/2026	Bill.c...	City of Mesa	https://app...			20000 · Acc...	1,084.00		-12,183.70
Bill Pmt -Check	02/19/2026	Bill.c...	CIGNA Healthcare	https://app...			20000 · Acc...	319.71		-12,503.41
Bill Pmt -Check	02/19/2026	Bill.c...	United Fire Equi...	https://app...			20000 · Acc...	792.07		-13,295.48
Bill Pmt -Check	02/19/2026	Bill.c...	OTOB Services	https://app...			20000 · Acc...	3,300.00		-16,595.48
Bill Pmt -Check	02/19/2026	Bill.c...	Brady Industries...	https://app...			20000 · Acc...	599.18		-17,194.66
Bill Pmt -Check	02/19/2026	Bill.c...	Factory Motor P...	https://app...			20000 · Acc...	218.65		-17,413.31
Bill Pmt -Check	02/19/2026	Bill.c...	United Fire Equi...	https://app...			20000 · Acc...	23.73		-17,437.04
Bill Pmt -Check	02/19/2026	Bill.c...	Brady Industries...	https://app...			20000 · Acc...	128.71		-17,565.75
Bill Pmt -Check	02/19/2026	Bill.c...	United Fire Equi...	https://app...			20000 · Acc...	34.54		-17,600.29
Bill Pmt -Check	02/19/2026	Bill.c...	UKG Inc	https://app...			20000 · Acc...	58.08		-17,658.37
Bill Pmt -Check	02/19/2026	Bill.c...	Mediacom	https://app...			20000 · Acc...	229.95		-17,888.32
Bill Pmt -Check	02/19/2026	Bill.c...	Hughes Fire Eq...	https://app...			20000 · Acc...	750.52		-18,638.84
Bill Pmt -Check	02/19/2026	Bill.c...	United Fire Equi...	https://app...			20000 · Acc...	221.50		-18,860.34
Bill Pmt -Check	02/19/2026	Bill.c...	Brady Industries...	https://app...			20000 · Acc...	182.47		-19,042.81
Bill Pmt -Check	02/19/2026	Bill.c...	Vessel Homes S...	https://app...			20000 · Acc...	510.00		-19,552.81
Bill Pmt -Check	02/19/2026	Bill.c...	United Fire Equi...	https://app...			20000 · Acc...	299.49		-19,852.30
Bill Pmt -Check	02/19/2026	Bill.c...	Toshiba Americ...	https://app...			20000 · Acc...	84.01		-19,936.31
Bill Pmt -Check	02/19/2026	Bill.c...	Gecko Service P...	https://app...			20000 · Acc...	4,668.30		-24,604.61
Bill Pmt -Check	02/19/2026	Bill.c...	United Fire Equi...	https://app...			20000 · Acc...	44.16		-24,648.77
Bill Pmt -Check	02/19/2026	Bill.c...	Brady Industries...	https://app...			20000 · Acc...	911.52		-25,560.29
Bill Pmt -Check	02/19/2026	Bill.c...	United Fire Equi...	https://app...			20000 · Acc...	23.73		-25,584.02
Bill Pmt -Check	02/19/2026	Bill.c...	O'Reilly Automot...	https://app...			20000 · Acc...	82.27		-25,666.29
Bill Pmt -Check	02/19/2026	Bill.c...	Brady Industries...	https://app...			20000 · Acc...	265.09		-25,931.38
Bill Pmt -Check	02/19/2026	Bill.c...	Brady Industries...	https://app...			20000 · Acc...	256.19		-26,187.57
Bill Pmt -Check	02/19/2026	Bill.c...	UNITED HEALT...	https://app...			20000 · Acc...	262.39		-26,449.96
Bill Pmt -Check	02/19/2026	Bill.c...	Brady Industries...	https://app...			20000 · Acc...	248.21		-26,698.17
Bill Pmt -Check	02/19/2026	Bill.c...	O'Reilly Automot...	https://app...			20000 · Acc...	290.48		-26,988.65
Bill Pmt -Check	02/19/2026	Bill.c...	Hughes Fire Eq...	https://app...			20000 · Acc...	75.02		-27,063.67
Bill Pmt -Check	02/19/2026	Bill.c...	Jonoco, LLC	https://app...			20000 · Acc...	410.00		-27,473.67
Bill Pmt -Check	02/19/2026	Bill.c...	United Fire Equi...	https://app...			20000 · Acc...	1,296.55		-28,770.22
Bill Pmt -Check	02/19/2026	Bill.c...	United Fire Equi...	https://app...			20000 · Acc...	185.01		-28,955.23
Bill Pmt -Check	02/19/2026	Bill.c...	Vessel Homes S...	https://app...			20000 · Acc...	13,645.78		-42,601.01
Bill Pmt -Check	02/19/2026	Bill.c...	MASA GLOBAL	https://app...			20000 · Acc...	200.00		-42,801.01
Bill Pmt -Check	02/19/2026	Bill.c...	Support Paymen...	https://app...			20000 · Acc...	1,660.59		-44,461.60
Bill Pmt -Check	02/19/2026	Bill.c...	Arizona Water C...	https://app...			20000 · Acc...	55.48		-44,517.08
Bill Pmt -Check	02/19/2026	Bill.c...	UKG Inc	https://app...			20000 · Acc...	180.00		-44,697.08
Bill Pmt -Check	02/19/2026	Bill.c...	Brady Industries...	https://app...			20000 · Acc...	296.25		-44,993.33
Bill Pmt -Check	02/19/2026	Bill.c...	Valerie Blodgett	https://app...			20000 · Acc...	116.01		-45,109.34
Bill Pmt -Check	02/19/2026	Bill.c...	Brady Industries...	https://app...			20000 · Acc...	213.28		-45,322.62
Bill Pmt -Check	02/19/2026	Bill.c...	Solvent Recy-CI...	https://app...			20000 · Acc...	190.00		-45,512.62
Bill Pmt -Check	02/19/2026	Bill.c...	O'Reilly Automot...	https://app...			20000 · Acc...	6.55		-45,519.17

Superstition Fire & Medical District Transaction Detail by Account February 2026

Type	Date	Num	Name	Memo	Class	Clr	Split	Debit	Credit	Balance
Bill Pmt -Check	02/19/2026	Bill.c...	Brady Industries...	https://app...			20000 · Acc...		802.23	-46,321.40
Bill Pmt -Check	02/19/2026	Bill.c...	CenturyLink	https://app...			20000 · Acc...		115.38	-46,436.78
Bill Pmt -Check	02/19/2026	Bill.c...	United Fire Equi...	https://app...			20000 · Acc...		352.71	-46,789.49
Bill Pmt -Check	02/19/2026	Bill.c...	Hughes Fire Eq...	https://app...			20000 · Acc...		1,878.40	-48,667.89
Bill Pmt -Check	02/19/2026	Bill.c...	O'Reilly Automot...	https://app...			20000 · Acc...		45.30	-48,713.19
Bill Pmt -Check	02/19/2026	Bill.c...	Vessel Homes S...	https://app...			20000 · Acc...		510.00	-49,223.19
Bill Pmt -Check	02/19/2026	Bill.c...	United Fire Equi...	https://app...			20000 · Acc...		194.47	-49,417.66
Bill Pmt -Check	02/19/2026	Bill.c...	Dan Elliot	https://app...			20000 · Acc...		1,501.20	-50,918.86
Bill Pmt -Check	02/19/2026	Bill.c...	United Fire Equi...	https://app...			20000 · Acc...		185.01	-51,103.87
Bill Pmt -Check	02/19/2026	Bill.c...	O'Reilly Automot...	https://app...			20000 · Acc...		190.68	-51,294.55
Bill Pmt -Check	02/19/2026	Bill.c...	Toshiba Americ...	https://app...			20000 · Acc...		183.07	-51,477.62
Bill Pmt -Check	02/19/2026	Bill.c...	Prophet Network...	https://app...			20000 · Acc...		122.59	-51,600.21
Bill Pmt -Check	02/19/2026	Bill.c...	United Fire Equi...	https://app...			20000 · Acc...		704.70	-52,304.91
Bill Pmt -Check	02/19/2026	Bill.c...	UNITED HEALT...	https://app...			20000 · Acc...		462.48	-52,767.39
Bill Pmt -Check	02/19/2026	Bill.c...	United Fire Equi...	https://app...			20000 · Acc...		132.05	-52,899.44
Bill Pmt -Check	02/19/2026	Bill.c...	Arizona PPE Re...	https://app...			20000 · Acc...		450.00	-53,349.44
Bill Pmt -Check	02/19/2026	Bill.c...	O'Reilly Automot...	https://app...			20000 · Acc...		44.23	-53,393.67
Bill Pmt -Check	02/19/2026	Bill.c...	United Fire Equi...	https://app...			20000 · Acc...		113.57	-53,507.24
Bill Pmt -Check	02/19/2026	Bill.c...	AT&T Mobility-CC	https://app...			20000 · Acc...		214.86	-53,722.10
Bill Pmt -Check	02/19/2026	Bill.c...	relevant Digital ...	https://app...			20000 · Acc...		99.00	-53,821.10
Bill Pmt -Check	02/19/2026	Bill.c...	Toshiba Americ...	https://app...			20000 · Acc...		183.07	-54,004.17
Bill Pmt -Check	02/19/2026	Bill.c...	United Fire Equi...	https://app...			20000 · Acc...		1,361.30	-55,365.47
Bill Pmt -Check	02/19/2026	Bill.c...	J & H Plumbing	https://app...			20000 · Acc...		1,002.54	-56,368.01
Bill Pmt -Check	02/19/2026	Bill.c...	Brady Industries...	https://app...			20000 · Acc...		118.11	-56,486.12
Bill Pmt -Check	02/19/2026	Bill.c...	Liberty Utilities AZ	https://app...			20000 · Acc...		62.98	-56,549.10
Bill Pmt -Check	02/19/2026	Bill.c...	Brady Industries...	https://app...			20000 · Acc...		281.72	-56,830.82
Bill Pmt -Check	02/19/2026	Bill.c...	United Fire Equi...	https://app...			20000 · Acc...		23.73	-56,854.55
Bill Pmt -Check	02/19/2026	Bill.c...	United Fire Equi...	https://app...			20000 · Acc...		704.70	-57,559.25
Bill Pmt -Check	02/19/2026	Bill.c...	Gecko Service P...	https://app...			20000 · Acc...		9,003.35	-66,562.60
Bill Pmt -Check	02/19/2026	Bill.c...	Wist Supply & E...	https://app...			20000 · Acc...		63.58	-66,626.18
Bill Pmt -Check	02/19/2026	Bill.c...	Brady Industries...	https://app...			20000 · Acc...		204.08	-66,830.26
Bill Pmt -Check	02/19/2026	Bill.c...	Brady Industries...	https://app...			20000 · Acc...		180.12	-67,010.38
Bill Pmt -Check	02/19/2026	Bill.c...	United Fire Equi...	https://app...			20000 · Acc...		23.73	-67,034.11
Bill Pmt -Check	02/19/2026	Bill.c...	United Fire Equi...	https://app...			20000 · Acc...		23.73	-67,057.84
Bill Pmt -Check	02/19/2026	Bill.c...	United Fire Equi...	https://app...			20000 · Acc...		109.96	-67,167.80
Bill Pmt -Check	02/19/2026	Bill.c...	United Fire Equi...	https://app...			20000 · Acc...		72.96	-67,240.76
General Journal	02/19/2026	892		BILL 02/19...			10150 · WF...	66,325.34		-915.42
Bill Pmt -Check	02/20/2026	Bill.c...	Delta Dental Ins...	https://app...			20000 · Acc...		7,240.13	-8,155.55
General Journal	02/20/2026	893		BILL 02/20...			10150 · WF...	7,240.13		-915.42
Bill Pmt -Check	02/26/2026	Bill.c...	Bound Tree Med...	https://app...			20000 · Acc...		81.09	-996.51
Bill Pmt -Check	02/26/2026	Bill.c...	Ginco Plumbing ...	https://app...			20000 · Acc...		375.00	-1,371.51
Bill Pmt -Check	02/26/2026	Bill.c...	Bound Tree Med...	https://app...			20000 · Acc...		2,640.08	-4,011.59
Bill Pmt -Check	02/26/2026	Bill.c...	IAFF Health & ...	https://app...			20000 · Acc...		167,615.83	-171,627.42
Bill Pmt -Check	02/26/2026	Bill.c...	Ginco Plumbing ...	https://app...			20000 · Acc...		1,765.32	-173,392.74
Bill Pmt -Check	02/26/2026	Bill.c...	Bound Tree Med...	https://app...			20000 · Acc...		24.32	-173,417.06
Bill Pmt -Check	02/26/2026	Bill.c...	Bound Tree Med...	https://app...			20000 · Acc...		22.37	-173,439.43
Bill Pmt -Check	02/26/2026	Bill.c...	United Fire Equi...	https://app...			20000 · Acc...		581.09	-174,020.52
Bill Pmt -Check	02/26/2026	Bill.c...	United Fire Equi...	https://app...			20000 · Acc...		586.26	-174,606.78
Bill Pmt -Check	02/26/2026	Bill.c...	Hughes Fire Eq...	https://app...			20000 · Acc...		538.96	-175,145.74
Bill Pmt -Check	02/26/2026	Bill.c...	Ginco Plumbing ...	https://app...			20000 · Acc...		1,513.82	-176,659.56

Superstition Fire & Medical District Transaction Detail by Account February 2026

Type	Date	Num	Name	Memo	Class	Clr	Split	Debit	Credit	Balance
Bill Pmt -Check	02/26/2026	Bill.c...	Arizona Water C...	https://app...			20000 · Acc...		90.18	-176,749.74
Bill Pmt -Check	02/26/2026	Bill.c...	Municipal Emerg...	https://app...			20000 · Acc...		13,327.78	-190,077.52
Bill Pmt -Check	02/26/2026	Bill.c...	Arizona Water C...	https://app...			20000 · Acc...		141.61	-190,219.13
Bill Pmt -Check	02/26/2026	Bill.c...	Bound Tree Med...	https://app...			20000 · Acc...		1,255.39	-191,474.52
Bill Pmt -Check	02/26/2026	Bill.c...	Municipal Emerg...	https://app...			20000 · Acc...		347.80	-191,822.32
Bill Pmt -Check	02/26/2026	Bill.c...	O'Reilly Automot...	https://app...			20000 · Acc...		32.72	-191,855.04
Bill Pmt -Check	02/26/2026	Bill.c...	Empire Southwe...	https://app...			20000 · Acc...		272.75	-192,127.79
Bill Pmt -Check	02/26/2026	Bill.c...	Bound Tree Med...	https://app...			20000 · Acc...		2,565.51	-194,693.30
Bill Pmt -Check	02/26/2026	Bill.c...	O'Reilly Automot...	https://app...			20000 · Acc...		5.75	-194,699.05
Bill Pmt -Check	02/26/2026	Bill.c...	Ginco Plumbing ...	https://app...			20000 · Acc...		568.65	-195,267.70
Bill Pmt -Check	02/26/2026	Bill.c...	Bound Tree Med...	https://app...			20000 · Acc...		25.38	-195,293.08
Bill Pmt -Check	02/26/2026	Bill.c...	O'Reilly Automot...	https://app...			20000 · Acc...		17.27	-195,310.35
Bill Pmt -Check	02/26/2026	Bill.c...	Stryker Sales, L...	https://app...			20000 · Acc...		839.99	-196,150.34
Bill Pmt -Check	02/26/2026	Bill.c...	Arizona Water C...	https://app...			20000 · Acc...		37.33	-196,187.67
Bill Pmt -Check	02/26/2026	Bill.c...	Under the Shield...	https://app...			20000 · Acc...		1,000.00	-197,187.67
Bill Pmt -Check	02/26/2026	Bill.c...	Bound Tree Med...	https://app...			20000 · Acc...		4,724.83	-201,912.50
Bill Pmt -Check	02/26/2026	Bill.c...	Hughes Fire Eq...	https://app...			20000 · Acc...		887.76	-202,800.26
Bill Pmt -Check	02/26/2026	Bill.c...	Professional Sal...	https://app...			20000 · Acc...		813.57	-203,613.83
Bill Pmt -Check	02/26/2026	Bill.c...	United Fire Equi...	https://app...			20000 · Acc...		243.39	-203,857.22
Bill Pmt -Check	02/26/2026	Bill.c...	United Fire Equi...	https://app...			20000 · Acc...		632.35	-204,489.57
Bill Pmt -Check	02/26/2026	Bill.c...	O'Reilly Automot...	https://app...			20000 · Acc...		80.71	-204,570.28
Bill Pmt -Check	02/26/2026	Bill.c...	Municipal Emerg...	https://app...			20000 · Acc...		13,240.22	-217,810.50
Bill Pmt -Check	02/26/2026	Bill.c...	United Fire Equi...	https://app...			20000 · Acc...		109.96	-217,920.46
Bill Pmt -Check	02/26/2026	Bill.c...	Ginco Plumbing ...	https://app...			20000 · Acc...		435.96	-218,356.42
Bill Pmt -Check	02/26/2026	Bill.c...	Hughes Fire Eq...	https://app...			20000 · Acc...		373.84	-218,730.26
Bill Pmt -Check	02/26/2026	Bill.c...	Delta Dental Ins...	https://app...			20000 · Acc...		1,078.89	-219,809.15
Bill Pmt -Check	02/26/2026	Bill.c...	Hughes Fire Eq...	https://app...			20000 · Acc...		302.50	-220,111.65
Bill Pmt -Check	02/26/2026	Bill.c...	Bound Tree Med...	https://app...			20000 · Acc...		166.24	-220,277.89
Bill Pmt -Check	02/26/2026	Bill.c...	Bound Tree Med...	https://app...			20000 · Acc...		2.07	-220,279.96
Bill Pmt -Check	02/26/2026	Bill.c...	United Fire Equi...	https://app...			20000 · Acc...		628.88	-220,908.84
Bill Pmt -Check	02/26/2026	Bill.c...	Arizona Water C...	https://app...			20000 · Acc...		123.95	-221,032.79
Bill Pmt -Check	02/26/2026	Bill.c...	Bound Tree Med...	https://app...			20000 · Acc...		761.44	-221,794.23
Bill Pmt -Check	02/26/2026	Bill.c...	Bound Tree Med...	https://app...			20000 · Acc...		1,906.58	-223,700.81
Bill Pmt -Check	02/26/2026	Bill.c...	United Fire Equi...	https://app...			20000 · Acc...		72.96	-223,773.77
Bill Pmt -Check	02/26/2026	Bill.c...	Standard Insura...	https://app...			20000 · Acc...		6,337.90	-230,111.67
Bill Pmt -Check	02/26/2026	Bill.c...	Bound Tree Med...	https://app...			20000 · Acc...		869.36	-230,981.03
Bill Pmt -Check	02/26/2026	Bill.c...	Ginco Plumbing ...	https://app...			20000 · Acc...		388.71	-231,369.74
Bill Pmt -Check	02/26/2026	Bill.c...	Municipal Emerg...	https://app...			20000 · Acc...		874.66	-232,244.40
Bill Pmt -Check	02/26/2026	Bill.c...	Bound Tree Med...	https://app...			20000 · Acc...		36.30	-232,280.70
Bill Pmt -Check	02/26/2026	Bill.c...	Bound Tree Med...	https://app...			20000 · Acc...		1,481.99	-233,762.69
Bill Pmt -Check	02/26/2026	Bill.c...	Hughes Fire Eq...	https://app...			20000 · Acc...		226.70	-233,989.39
Bill Pmt -Check	02/26/2026	Bill.c...	Bound Tree Med...	https://app...			20000 · Acc...		2,375.76	-236,365.15
Bill Pmt -Check	02/26/2026	Bill.c...	United Fire Equi...	https://app...			20000 · Acc...		215.12	-236,580.27
Bill Pmt -Check	02/26/2026	Bill.c...	Fleetpride, Inc	https://app...			20000 · Acc...		94.85	-236,675.12
Bill Pmt -Check	02/26/2026	Bill.c...	Bound Tree Med...	https://app...			20000 · Acc...		30.22	-236,705.34
Bill Pmt -Check	02/26/2026	Bill.c...	Bound Tree Med...	https://app...			20000 · Acc...		25.38	-236,730.72
Bill Pmt -Check	02/26/2026	Bill.c...	Robert Horne Ford	https://app...			20000 · Acc...		98.15	-236,828.87
Bill Pmt -Check	02/26/2026	Bill.c...	United Fire Equi...	https://app...			20000 · Acc...		568.49	-237,397.36
Bill Pmt -Check	02/26/2026	Bill.c...	Arizona Water C...	https://app...			20000 · Acc...		306.43	-237,703.79
Bill Pmt -Check	02/26/2026	Bill.c...	U.S. BANK EQU...	https://app...			20000 · Acc...		261.01	-237,964.80

Superstition Fire & Medical District Transaction Detail by Account February 2026

Type	Date	Num	Name	Memo	Class	Clr	Split	Debit	Credit	Balance
Bill Pmt -Check	02/26/2026	Bill.c...	Arizona Water C...	https://app...			20000 · Acc...		52.90	-238,017.70
Bill Pmt -Check	02/26/2026	Bill.c...	Bound Tree Med...	https://app...			20000 · Acc...		149.43	-238,167.13
Bill Pmt -Check	02/26/2026	Bill.c...	Arizona Water C...	https://app...			20000 · Acc...		54.58	-238,221.71
Bill Pmt -Check	02/26/2026	Bill.c...	Arizona Water C...	https://app...			20000 · Acc...		87.31	-238,309.02
Bill Pmt -Check	02/26/2026	Bill.c...	O'Reilly Automot...	https://app...			20000 · Acc...		47.25	-238,356.27
Bill Pmt -Check	02/26/2026	Bill.c...	Wist Supply & E...	https://app...			20000 · Acc...		555.49	-238,911.76
Bill Pmt -Check	02/26/2026	Bill.c...	O'Reilly Automot...	https://app...			20000 · Acc...		80.71	-238,992.47
Bill Pmt -Check	02/26/2026	Bill.c...	Brady Industries...	https://app...			20000 · Acc...		341.08	-239,333.55
Bill Pmt -Check	02/26/2026	Bill.c...	United Fire Equi...	https://app...			20000 · Acc...		162.14	-239,495.69
Bill Pmt -Check	02/26/2026	Bill.c...	United Fire Equi...	https://app...			20000 · Acc...		402.16	-239,897.85
Bill Pmt -Check	02/26/2026	Bill.c...	Hughes Fire Eq...	https://app...			20000 · Acc...		0.76	-239,898.61
Bill Pmt -Check	02/26/2026	Bill.c...	O'Reilly Automot...	https://app...			20000 · Acc...		44.08	-239,942.69
Bill Pmt -Check	02/26/2026	Bill.c...	United Fire Equi...	https://app...			20000 · Acc...		352.35	-240,295.04
Bill Pmt -Check	02/26/2026	Bill.c...	United Fire Equi...	https://app...			20000 · Acc...		7.30	-240,302.34
Bill Pmt -Check	02/26/2026	Bill.c...	Bound Tree Med...	https://app...			20000 · Acc...		84.62	-240,386.96
Bill Pmt -Check	02/26/2026	Bill.c...	Bound Tree Med...	https://app...			20000 · Acc...		82.76	-240,469.72
Bill Pmt -Check	02/26/2026	Bill.c...	Bound Tree Med...	https://app...			20000 · Acc...		271.54	-240,741.26
Bill Pmt -Check	02/26/2026	Bill.c...	Empire Southwe...	https://app...			20000 · Acc...		43.81	-240,785.07
Bill Pmt -Check	02/26/2026	Bill.c...	Ginco Plumbing ...	https://app...			20000 · Acc...		375.00	-241,160.07
Bill Pmt -Check	02/26/2026	Bill.c...	Arizona Water C...	https://app...			20000 · Acc...		52.90	-241,212.97
Bill Pmt -Check	02/26/2026	Bill.c...	Robert Horne Ford	https://app...			20000 · Acc...		242.93	-241,455.90
Bill Pmt -Check	02/26/2026	Bill.c...	Ginco Plumbing ...	https://app...			20000 · Acc...		375.00	-241,830.90
Bill Pmt -Check	02/26/2026	Bill.c...	Image Trend, Inc.	https://app...			20000 · Acc...	12,629.69		-254,460.59
Bill Pmt -Check	02/26/2026	Bill.c...	Medline Industri...	https://app...			20000 · Acc...		373.12	-254,833.71
General Journal	02/26/2026	894		BILL 02/26...			10150 · WF...	253,918.29		-915.42
Total 1072 · Bill.com Money Out Clearing								647,472.12	648,387.54	-915.42
11000 · Petty Cash - Accounting										
Bill Pmt -Check	02/10/2026		Freightliner Of A...	QuickBook...			20000 · Acc...	0.00		0.00
Bill Pmt -Check	02/10/2026		United Fire Equi...	QuickBook...			20000 · Acc...	0.00		0.00
Total 11000 · Petty Cash - Accounting								0.00	0.00	0.00
TOTAL								4,020,072.46	4,818,689.34	-798,616.88



Superstition Fire and Medical District

Fiscal Year Begins: Jul-25

Twelve-Month Cash Flow

Superstition Fire and Medical District

	Beginning	Jul-25	Aug-25	Sep-25	Oct-25	Nov-25	Dec-25	Jan-26	Feb-26	Mar-26	Apr-26	May-26	Jun-26	Monthly Average	Overview
Cash Summary															
Cash on Hand (beginning of month)	8,740,274	8,740,274	6,678,443	4,731,229	6,182,279	8,401,314	8,651,341	12,895,237	11,829,408	10,985,501	10,367,977	10,310,256	13,267,378	9,420,053	
Cash Available (on hand + receipts, before cash out)	8,740,274	9,249,570	7,809,339	7,782,926	10,601,917	10,429,414	15,774,816	14,431,312	12,998,335	12,299,301	12,465,877	15,221,123	14,925,421	11,999,113	
Cash Position (end of month)	8,740,274	6,678,443	4,731,229	6,182,279	8,401,314	8,651,341	12,895,237	11,829,408	10,985,501	10,367,977	10,310,256	13,267,378	8,751,107	9,420,956	
Cash Receipts															
Tax Levy Revenue		77,447	266,258	2,646,276	3,975,464	1,719,583	6,527,261	695,157	726,488	724,500	1,514,300	4,345,967	276,262	1,957,914	
Non-Tax Levy Revenue		431,850	864,638	405,421	444,174	308,517	596,214	840,918	442,439	589,300	583,600	564,900	681,906	562,823	
Transfers		0	0	0	0	0	0	0	0	0	0	0	699,875	58,323	
Total Cash Receipts		509,297	1,130,895	3,051,697	4,419,638	2,028,100	7,123,475	1,536,075	1,168,927	1,313,800	2,097,900	4,910,867	1,658,043	2,579,059	
Cash Paid Out															
Disbursements		2,571,127	3,078,110	1,600,647	2,200,603	1,778,073	2,879,579	2,601,903	2,012,834	1,931,324	2,155,621	1,953,745	4,174,314	2,411,490	
Transfers			0	0	0	0	0	0	0	0	0	0	2,000,000	181,818	
Total Cash Paid Out		2,571,127	3,078,110	1,600,647	2,200,603	1,778,073	2,879,579	2,601,903	2,012,834	1,931,324	2,155,621	1,953,745	6,174,314	2,578,157	
		(Actual)	(Actual)	(Actual)	(Actual)	(Actual)	(Actual)	(Actual)	(Actual)	(Actual)	(Budget)	(Budget)	(Budget)	(Budget)	

*This includes the General Fund, Transport Services Fund and Special Revenue Fund