



## Superstition Fire and Medical District

### Monthly Financial Report

#### Monthly Financial Report – January 2026

Attached are the following for your information and review:

1. Balance Sheet as of January 31, 2026.
2. Summary of reconciled cash balances on January 31, 2026.
3. Income Statement of Revenues and Expenditures for January 2026, including budget to actual and year-to-date balances.
4. PPT Graphs
5. January 2026 Disbursements.
6. 12-Month Cash Flow.

Key points:

- Total Revenue for January is \$1,104,608, which is \$412,592 under budget.
  - Tax Levy Revenue for January is \$684,728, which is \$416,872 under budget driven by timing of property tax collections.
  - Non-Tax Levy Revenue for January is \$419,880, which is \$4,280 over budget driven by higher interest income.
- Total Expense for January is \$2,560,887, which is \$281,711 under budget.
  - Personnel expenses are under budget by \$115,915, driven by lower wages and associated benefit costs.
  - Managerial expenses are under budget by \$71,624, driven by timing of General Liability Insurance.
  - Vehicles and Equipment expenses are under budget by \$50,818, driven timing of the MCT maintenance costs and lower PPE expenses.
- Year-to-Date Revenue is \$18,933,100, which is under budget \$60,000, driven by timing of property tax collections offset by lower wildland revenue.
- Year-to-Date Expense is \$14,977,777, which is under budget \$1,154,743, driven by lower expenses across all categories.
- Total Cash as of January 2026 was \$18,465,722, which is an increase of \$1,352,946 from last year.

Please contact Ben Archer-Clowes for any questions or concerns regarding this report.

**Superstition Fire & Medical District**  
**Balance Sheet Prev Year Comparison**  
**As of January 31, 2026**

	Jan 31, 26	Jan 31, 25	\$ Change
<b>ASSETS</b>			
<b>Current Assets</b>			
<b>Checking/Savings</b>			
10100 · PCT General Fund 100	9,958,438.96	8,422,404.02	1,536,034.94
10120 · PCT Ambulance Fund 150	692,005.14	24,665.09	667,340.05
10130 · WF Ambulance Payroll 150	280,566.36	186,167.98	94,398.38
10140 · WF Transport Lockbox 150	87,829.33	260,856.82	-173,027.49
10150 · WF Payroll Account 100	455,604.20	569,556.12	-113,951.92
10200 · PCT Capital Fund 200	2,461,427.59	2,740,126.18	-278,698.59
10400 · PCT Special Fund 400	354,964.68	328,942.74	26,021.94
10500 · PCT Debt Service Principal 500	495,967.43	1,017,808.63	-521,841.20
10600 · PCT Debt Service Interest 600	10,165.28	15,521.22	-5,355.94
10700 · PCT Contingency Fund 700	3,668,752.54	3,546,852.95	121,899.59
1072 · Bill.com Money Out Clearing	0.00	-126.37	126.37
<b>Total Checking/Savings</b>	<b>18,465,721.51</b>	<b>17,112,775.38</b>	<b>1,352,946.13</b>
<b>Accounts Receivable</b>			
13000 · Accounts Receivable	1,475,501.68	1,503,197.00	-27,695.32
<b>Total Accounts Receivable</b>	<b>1,475,501.68</b>	<b>1,503,197.00</b>	<b>-27,695.32</b>
<b>Other Current Assets</b>			
12001 · Undeposited Funds	0.00	10.00	-10.00
18700 · Construction in Progress	0.00	35,046.00	-35,046.00
<b>Total Other Current Assets</b>	<b>0.00</b>	<b>35,056.00</b>	<b>-35,056.00</b>
<b>Total Current Assets</b>	<b>19,941,223.19</b>	<b>18,651,028.38</b>	<b>1,290,194.81</b>
<b>Fixed Assets</b>			
17001 · Vehicles	5,378,682.85	5,779,621.00	-400,938.15
17010 · Machinery and Equipment	1,373,891.79	1,076,963.00	296,928.79
17020 · Land	1,241,806.00	1,241,806.00	0.00
17030 · Building and Improvements	2,942,787.70	3,207,729.00	-264,941.30
17040 · Leasehold Improvements	3,527.80	0.00	3,527.80
<b>Total Fixed Assets</b>	<b>10,940,696.14</b>	<b>11,306,119.00</b>	<b>-365,422.86</b>
<b>Other Assets</b>			
16000 · Prepaid Items	111,613.71	69,186.94	42,426.77
17050 · Investment in Joint Venture	158,227.00	158,227.00	0.00
18010 · Deferred Outflows PSPRS	7,005,844.00	7,005,844.00	0.00
18015 · Deferred Outflows ASRS	224,133.00	224,133.00	0.00
19000 · Suspense	-643.09	-675.24	32.15
<b>Total Other Assets</b>	<b>7,499,174.62</b>	<b>7,456,715.70</b>	<b>42,458.92</b>
<b>TOTAL ASSETS</b>	<b>38,381,093.95</b>	<b>37,413,863.08</b>	<b>967,230.87</b>
<b>LIABILITIES &amp; EQUITY</b>			
<b>Liabilities</b>			
<b>Current Liabilities</b>			
<b>Accounts Payable</b>			
20000 · Accounts Payable	-50,780.20	272,425.83	-323,206.03
<b>Total Accounts Payable</b>	<b>-50,780.20</b>	<b>272,425.83</b>	<b>-323,206.03</b>
<b>Credit Cards</b>			
21002 · Chase Credit Card	-71.00	14,441.59	-14,512.59
<b>Total Credit Cards</b>	<b>-71.00</b>	<b>14,441.59</b>	<b>-14,512.59</b>
<b>Other Current Liabilities</b>			
<b>21000 · Payroll Liabilities</b>			
26400 · Accrued Payroll & Benefits	741,425.58	511,034.00	230,391.58
21000 · Payroll Liabilities - Other	234,815.49	295,467.70	-60,652.21
<b>Total 21000 · Payroll Liabilities</b>	<b>976,241.07</b>	<b>806,501.70</b>	<b>169,739.37</b>

**Superstition Fire & Medical District**  
**Balance Sheet Prev Year Comparison**  
**As of January 31, 2026**

	Jan 31, 26	Jan 31, 25	\$ Change
21100 · Compensated Absenses	2,511,229.00	2,511,229.00	0.00
21250 · Sales Tax Payable	0.00	70.04	-70.04
24020 · Accrued Interest Expense	19,585.00	19,585.00	0.00
25000 · Due To other funds	0.00	0.06	-0.06
26000 · Deferred Revenue	808,347.00	808,347.00	0.00
27000 · Bond Payable	29,073,000.00	30,537,000.00	-1,464,000.00
27005 · Unamortized GADA Bond	54,910.00	54,910.00	0.00
27010 · Ambulance Lease Agreement	0.00	169,980.00	-169,980.00
27015 · Capital Lease Agreements	1,829,446.80	1,947,480.37	-118,033.57
29020 · Net Pension Liability PSPRS	6,291,671.00	6,291,671.00	0.00
<b>Total Other Current Liabilities</b>	<b>41,564,429.87</b>	<b>43,146,774.17</b>	<b>-1,582,344.30</b>
<b>Total Current Liabilities</b>	<b>41,513,578.67</b>	<b>43,433,641.59</b>	<b>-1,920,062.92</b>
<b>Long Term Liabilities</b>			
29025 · Net Pension Liability ASRS	1,429,014.00	1,429,014.00	0.00
<b>Total Long Term Liabilities</b>	<b>1,429,014.00</b>	<b>1,429,014.00</b>	<b>0.00</b>
<b>Total Liabilities</b>	<b>42,942,592.67</b>	<b>44,862,655.59</b>	<b>-1,920,062.92</b>
<b>Equity</b>			
31000 · Fund Balance	-9,057,880.00	-9,057,880.00	0.00
32000 · Retained Earnings	628,273.85	-2,641,331.45	3,269,605.30
Net Income	3,868,107.43	4,250,418.94	-382,311.51
<b>Total Equity</b>	<b>-4,561,498.72</b>	<b>-7,448,792.51</b>	<b>2,887,293.79</b>
<b>TOTAL LIABILITIES &amp; EQUITY</b>	<b>38,381,093.95</b>	<b>37,413,863.08</b>	<b>967,230.87</b>

Superstition Fire and Medical District  
Reconciliation Summary  
Period Ending 01/31/2026

	<b>General Fund</b>	<b>Ambulance</b>	<b>Capital Projects</b>	<b>Special Revenue</b>	<b>Bond Proceeds</b>
	<b>1/31/2026</b>	<b>Operating</b>	<b>1/31/2026</b>	<b>Fund</b>	<b>1/31/2026</b>
	<b>1/31/2026</b>	<b>1/31/2026</b>	<b>1/31/2026</b>	<b>1/31/2026</b>	<b>1/31/2026</b>
<b>Beginning Balance</b>	10,583,584.84	692,806.13	2,452,931.46	353,659.48	476,110.00
<b>Cleared Transactions</b>					
<b>Checks and Payments</b>	(1,300,050.00)	-	-	-	-
<b>Deposits and Credits</b>	701,520.22	1,906.95	8,496.13	1,305.20	19,857.43
<b>Total Cleared Transactions</b>	<u>(598,529.78)</u>	<u>1,906.95</u>	<u>8,496.13</u>	<u>1,305.20</u>	<u>19,857.43</u>
<b>Cleared Balance</b>	<u><b>9,985,055.06</b></u>	<u><b>694,713.08</b></u>	<u><b>2,461,427.59</b></u>	<u><b>354,964.68</b></u>	<u><b>495,967.43</b></u>
<b>Uncleared Transactions</b>					
<b>Checks and Payments</b>	(26,616.10)	(2,707.94)	-	-	-
<b>Deposits and Credits</b>	-	-	-	-	-
<b>Total Uncleared Transactions</b>	<u>(26,616.10)</u>	<u>(2,707.94)</u>	<u>-</u>	<u>-</u>	<u>-</u>
<b>Register Balance as of 1/31/26</b>	<u><b>9,958,438.96</b></u>	<u><b>692,005.14</b></u>	<u><b>2,461,427.59</b></u>	<u><b>354,964.68</b></u>	<u><b>495,967.43</b></u>
	<b>Debt Retirement</b>	<b>Contingency</b>	<b>WF Transport</b>	<b>WF Ground</b>	<b>WF Payroll</b>
	<b>Interest</b>	<b>Reserve Fund</b>	<b>Lockbox</b>	<b>Transportaion</b>	<b>Account</b>
	<b>1/31/2026</b>	<b>1/31/2026</b>	<b>1/31/2026</b>	<b>1/31/2026</b>	<b>1/31/2026</b>
<b>Beginning Balance</b>	9,083.72	3,656,252.69	82,782.29	303,027.89	908,700.71
<b>Cleared Transactions</b>					
<b>Checks and Payments</b>	-	-	(91,541.17)	(428,728.19)	(2,600,508.90)
<b>Deposits and Credits</b>	1,081.56	12,499.85	96,588.21	406,266.66	2,147,412.39
<b>Total Cleared Transactions</b>	<u>1,081.56</u>	<u>12,499.85</u>	<u>5,047.04</u>	<u>(22,461.53)</u>	<u>(453,096.51)</u>
	<u><b>10,165.28</b></u>	<u><b>3,668,752.54</b></u>	<u><b>87,829.33</b></u>	<u><b>280,566.36</b></u>	<u><b>455,604.20</b></u>
<b>Uncleared Transactions</b>					
<b>Checks and Payments</b>	-	-	-	-	-
<b>Deposits and Credits</b>	-	-	-	-	-
<b>Total Uncleared Transactions</b>	<u>-</u>	<u>-</u>	<u>-</u>	<u>-</u>	<u>-</u>
<b>Register Balance as of 1/31/26</b>	<u><b>10,165.28</b></u>	<u><b>3,668,752.54</b></u>	<u><b>87,829.33</b></u>	<u><b>280,566.36</b></u>	<u><b>455,604.20</b></u>

## Superstition Fire & Medical District Profit & Loss Budget Performance January 2026

	Jan 26	Budget	\$ Over Budget	Jul '25 - Jan 26	YTD Budget	\$ Over Budget	Annual Budget
<b>Ordinary Income/Expense</b>							
<b>Income</b>							
4000 · Tax Levy Revenue	684,728.48	1,101,600.00	-416,871.52	15,715,083.31	15,671,900.00	43,183.31	23,494,962.00
4200 · Non-Tax Levy Revenue	419,879.59	415,600.00	4,279.59	3,218,016.85	3,321,200.00	-103,183.15	6,152,799.00
<b>Total Income</b>	<u>1,104,608.07</u>	<u>1,517,200.00</u>	<u>-412,591.93</u>	<u>18,933,100.16</u>	<u>18,993,100.00</u>	<u>-59,999.84</u>	<u>29,647,761.00</u>
<b>Gross Profit</b>	1,104,608.07	1,517,200.00	-412,591.93	18,933,100.16	18,993,100.00	-59,999.84	29,647,761.00
<b>Expense</b>							
5000 · Personnel Expenses	2,271,203.07	2,387,118.00	-115,914.93	12,817,467.47	13,250,270.00	-432,802.53	23,353,163.00
6100 · Building and Land	40,814.13	49,810.00	-8,995.87	313,955.98	348,670.00	-34,714.02	595,078.00
6200 · Vehicles & Equipment	93,041.63	143,860.00	-50,818.37	775,403.01	940,810.00	-165,406.99	1,570,306.00
6300 · Communication/IT	72,652.12	101,100.00	-28,447.88	499,710.83	708,300.00	-208,589.17	1,215,837.00
6400 · Travel & Training	19,170.49	25,080.00	-5,909.51	112,626.19	185,710.00	-73,083.81	322,069.00
7100 · Managerial Expense	64,005.93	135,630.00	-71,624.07	458,613.52	698,760.00	-240,146.48	1,018,946.00
<b>Total Expense</b>	<u>2,560,887.37</u>	<u>2,842,598.00</u>	<u>-281,710.63</u>	<u>14,977,777.00</u>	<u>16,132,520.00</u>	<u>-1,154,743.00</u>	<u>28,075,399.00</u>
<b>Net Ordinary Income</b>	-1,456,279.30	-1,325,398.00	-130,881.30	3,955,323.16	2,860,580.00	1,094,743.16	1,572,362.00
<b>Other Income/Expense</b>							
<b>Other Income</b>							
9001 · Transfers In from Other Funds	0.00	0.00	0.00	0.00	0.00	0.00	699,875.00
<b>Total Other Income</b>	0.00	0.00	0.00	0.00	0.00	0.00	699,875.00
<b>Other Expense</b>							
8500 · Debt Payments	0.00	0.00	0.00	0.00	0.00	0.00	60,497.00
9501 · Transfers Out to other Funds	0.00	0.00	0.00	0.00	0.00	0.00	2,000,000.00
<b>Total Other Expense</b>	0.00	0.00	0.00	0.00	0.00	0.00	2,060,497.00
<b>Net Other Income</b>	0.00	0.00	0.00	0.00	0.00	0.00	-1,360,622.00
<b>Net Income</b>	<u><u>-1,456,279.30</u></u>	<u><u>-1,325,398.00</u></u>	<u><u>-130,881.30</u></u>	<u><u>3,955,323.16</u></u>	<u><u>2,860,580.00</u></u>	<u><u>1,094,743.16</u></u>	<u><u>211,740.00</u></u>

**Superstition Fire & Medical District**  
**Profit & Loss Budget Performance - General Fund**  
**January 2026**

	Jan 26	Budget	\$ Over Budget	Jul '25 - Jan 26	YTD Budget	\$ Over Budget	Annual Budget
<b>Ordinary Income/Expense</b>							
<b>Income</b>							
<b>4000 · Tax Levy Revenue</b>	684,728.48	1,101,600.00	-416,871.52	15,715,083.31	15,671,900.00	43,183.31	23,494,962.00
<b>4200 · Non-Tax Levy Revenue</b>	23,815.37	16,800.00	7,015.37	383,008.83	432,900.00	-49,891.17	889,500.00
<b>Total Income</b>	708,543.85	1,118,400.00	-409,856.15	16,098,092.14	16,104,800.00	-6,707.86	24,384,462.00
<b>Gross Profit</b>	708,543.85	1,118,400.00	-409,856.15	16,098,092.14	16,104,800.00	-6,707.86	24,384,462.00
<b>Expense</b>							
<b>5000 · Personnel Expenses</b>	1,936,467.12	2,007,033.00	-70,565.88	10,975,327.33	11,176,850.00	-201,522.67	19,892,299.00
<b>6100 · Building and Land</b>	32,407.24	36,840.00	-4,432.76	227,233.76	257,880.00	-30,646.24	438,495.00
<b>6200 · Vehicles &amp; Equipment</b>	44,687.23	90,950.00	-46,262.77	424,320.29	585,444.00	-161,123.71	964,764.00
<b>6300 · Communication/IT</b>	49,506.50	59,600.00	-10,093.50	291,790.52	417,200.00	-125,409.48	715,620.00
<b>6400 · Travel &amp; Training</b>	18,680.49	22,300.00	-3,619.51	103,350.92	166,200.00	-62,849.08	288,569.00
<b>7100 · Managerial Expense</b>	20,809.05	83,810.00	-63,000.95	242,808.65	406,720.00	-163,911.35	562,965.00
<b>Total Expense</b>	2,102,557.63	2,300,533.00	-197,975.37	12,264,831.47	13,010,294.00	-745,462.53	22,862,712.00
<b>Net Ordinary Income</b>	-1,394,013.78	-1,182,133.00	-211,880.78	3,833,260.67	3,094,506.00	738,754.67	1,521,750.00
<b>Other Income/Expense</b>							
<b>Other Income</b>							
<b>9001 · Transfers In from Other Funds</b>	0.00	0.00	0.00	0.00	0.00	0.00	699,875.00
<b>Total Other Income</b>	0.00	0.00	0.00	0.00	0.00	0.00	699,875.00
<b>Other Expense</b>							
<b>9501 · Transfers Out to other Funds</b>	0.00	0.00	0.00	0.00	0.00	0.00	2,000,000.00
<b>Total Other Expense</b>	0.00	0.00	0.00	0.00	0.00	0.00	2,000,000.00
<b>Net Other Income</b>	0.00	0.00	0.00	0.00	0.00	0.00	-1,300,125.00
<b>Net Income</b>	<b>-1,394,013.78</b>	<b>-1,182,133.00</b>	<b>-211,880.78</b>	<b>3,833,260.67</b>	<b>3,094,506.00</b>	<b>738,754.67</b>	<b>221,625.00</b>

**Superstition Fire & Medical District**  
**Profit & Loss Budget Performance - Transport Services Fund**  
**January 2026**

	Jan 26	Budget	\$ Over Budget	Jul '25 - Jan 26	YTD Budget	\$ Over Budget	Annual Budget
<b>Ordinary Income/Expense</b>							
<b>Income</b>							
<b>4200 · Non-Tax Levy Revenue</b>	396,064.22	398,800.00	-2,735.78	2,835,008.02	2,888,300.00	-53,291.98	5,263,299.00
<b>Total Income</b>	396,064.22	398,800.00	-2,735.78	2,835,008.02	2,888,300.00	-53,291.98	5,263,299.00
<b>Gross Profit</b>	396,064.22	398,800.00	-2,735.78	2,835,008.02	2,888,300.00	-53,291.98	5,263,299.00
<b>Expense</b>							
<b>5000 · Personnel Expenses</b>	334,735.95	380,085.00	-45,349.05	1,842,140.14	2,073,420.00	-231,279.86	3,460,864.00
<b>6100 · Building and Land</b>	8,406.89	12,970.00	-4,563.11	86,722.22	90,790.00	-4,067.78	156,583.00
<b>6200 · Vehicles &amp; Equipment</b>	48,354.40	52,910.00	-4,555.60	351,082.72	355,366.00	-4,283.28	605,542.00
<b>6300 · Communication/IT</b>	23,145.62	41,500.00	-18,354.38	207,920.31	291,100.00	-83,179.69	500,217.00
<b>6400 · Travel &amp; Training</b>	490.00	2,780.00	-2,290.00	9,275.27	19,510.00	-10,234.73	33,500.00
<b>7100 · Managerial Expense</b>	43,196.88	51,820.00	-8,623.12	215,804.87	292,040.00	-76,235.13	455,981.00
<b>Total Expense</b>	458,329.74	542,065.00	-83,735.26	2,712,945.53	3,122,226.00	-409,280.47	5,212,687.00
<b>Net Ordinary Income</b>	-62,265.52	-143,265.00	80,999.48	122,062.49	-233,926.00	355,988.49	50,612.00
<b>Other Income/Expense</b>							
<b>Other Expense</b>							
<b>8500 · Debt Payments</b>	0.00	0.00	0.00	0.00	0.00	0.00	60,497.00
<b>Total Other Expense</b>	0.00	0.00	0.00	0.00	0.00	0.00	60,497.00
<b>Net Other Income</b>	0.00	0.00	0.00	0.00	0.00	0.00	-60,497.00
<b>Net Income</b>	<b>-62,265.52</b>	<b>-143,265.00</b>	<b>80,999.48</b>	<b>122,062.49</b>	<b>-233,926.00</b>	<b>355,988.49</b>	<b>-9,885.00</b>

**Superstition Fire & Medical District**  
**Profit & Loss Budget Performance - Capital Fund**  
**January 2026**

	Jan 26	Budget	\$ Over Budget	Jul '25 - Jan 26	YTD Budget	\$ Over Budget	Annual Budget
<b>Ordinary Income/Expense</b>							
<b>Income</b>							
<b>4200 · Non-Tax Levy Revenue</b>	8,496.13	3,800.00	4,696.13	334,140.43	26,600.00	307,540.43	45,000.00
<b>Total Income</b>	8,496.13	3,800.00	4,696.13	334,140.43	26,600.00	307,540.43	45,000.00
<b>Gross Profit</b>	8,496.13	3,800.00	4,696.13	334,140.43	26,600.00	307,540.43	45,000.00
<b>Net Ordinary Income</b>	8,496.13	3,800.00	4,696.13	334,140.43	26,600.00	307,540.43	45,000.00
<b>Other Income/Expense</b>							
<b>Other Income</b>							
<b>9001 · Transfers In from Other Funds</b>	0.00	0.00	0.00	0.00	0.00	0.00	2,000,000.00
<b>Total Other Income</b>	0.00	0.00	0.00	0.00	0.00	0.00	2,000,000.00
<b>Other Expense</b>							
<b>8100 · Capital Outlay</b>	13,176.00			617,616.94			
<b>8500 · Debt Payments</b>	0.00	0.00	0.00	323,494.54	323,492.91	1.63	465,654.91
<b>Total Other Expense</b>	13,176.00	0.00	13,176.00	941,111.48	323,492.91	617,618.57	465,654.91
<b>Net Other Income</b>	-13,176.00	0.00	-13,176.00	-941,111.48	-323,492.91	-617,618.57	1,534,345.09
<b>Net Income</b>	<b>-4,679.87</b>	<b>3,800.00</b>	<b>-8,479.87</b>	<b>-606,971.05</b>	<b>-296,892.91</b>	<b>-310,078.14</b>	<b>1,579,345.09</b>

**Superstition Fire & Medical District  
Profit & Loss Budget Performance - Debt Service Fund  
January 2026**

	Jan 26	Budget	\$ Over Budget	Jul '25 - Jan 26	YTD Budget	\$ Over Budget	Annual Budget
<b>Ordinary Income/Expense</b>							
<b>Income</b>							
<b>4000 · Tax Levy Revenue</b>	20,048.22	33,500.00	-13,451.78	454,082.90	454,900.00	-817.10	685,573.00
<b>4200 · Non-Tax Levy Revenue</b>	890.77	900.00	-9.23	7,117.87	6,300.00	817.87	11,000.00
<b>Total Income</b>	20,938.99	34,400.00	-13,461.01	461,200.77	461,200.00	0.77	696,573.00
<b>Gross Profit</b>	20,938.99	34,400.00	-13,461.01	461,200.77	461,200.00	0.77	696,573.00
<b>Expense</b>							
<b>7100 · Managerial Expense</b>	0.00	0.00	0.00	18,932.70	18,900.00	32.70	37,865.00
<b>Total Expense</b>	0.00	0.00	0.00	18,932.70	18,900.00	32.70	37,865.00
<b>Net Ordinary Income</b>	20,938.99	34,400.00	-13,461.01	442,268.07	442,300.00	-31.93	658,708.00
<b>Other Income/Expense</b>							
<b>Other Expense</b>							
<b>8500 · Debt Payments</b>	0.00	0.00	0.00	0.00	0.00	0.00	659,000.00
<b>Total Other Expense</b>	0.00	0.00	0.00	0.00	0.00	0.00	659,000.00
<b>Net Other Income</b>	0.00	0.00	0.00	0.00	0.00	0.00	-659,000.00
<b>Net Income</b>	<b>20,938.99</b>	<b>34,400.00</b>	<b>-13,461.01</b>	<b>442,268.07</b>	<b>442,300.00</b>	<b>-31.93</b>	<b>-292.00</b>

**Superstition Fire & Medical District**  
**Profit & Loss Budget Performance - COP Reserve Fund**  
**January 2026**

	Jan 26	Budget	\$ Over Budget	Jul '25 - Jan 26	YTD Budget	\$ Over Budget	Annual Budget
<b>Ordinary Income/Expense</b>							
<b>Income</b>							
<b>4200 · Non-Tax Levy Revenue</b>	12,499.85	4,600.00	7,899.85	77,087.25	32,200.00	44,887.25	55,000.00
<b>Total Income</b>	12,499.85	4,600.00	7,899.85	77,087.25	32,200.00	44,887.25	55,000.00
<b>Gross Profit</b>	12,499.85	4,600.00	7,899.85	77,087.25	32,200.00	44,887.25	55,000.00
<b>Net Ordinary Income</b>	12,499.85	4,600.00	7,899.85	77,087.25	32,200.00	44,887.25	55,000.00
<b>Other Income/Expense</b>							
<b>Other Expense</b>							
<b>9501 · Transfers Out to other Funds</b>	0.00	0.00	0.00	0.00	0.00	0.00	699,875.00
<b>Total Other Expense</b>	0.00	0.00	0.00	0.00	0.00	0.00	699,875.00
<b>Net Other Income</b>	0.00	0.00	0.00	0.00	0.00	0.00	-699,875.00
<b>Net Income</b>	<b>12,499.85</b>	<b>4,600.00</b>	<b>7,899.85</b>	<b>77,087.25</b>	<b>32,200.00</b>	<b>44,887.25</b>	<b>-644,875.00</b>



# Financial Report January 2026

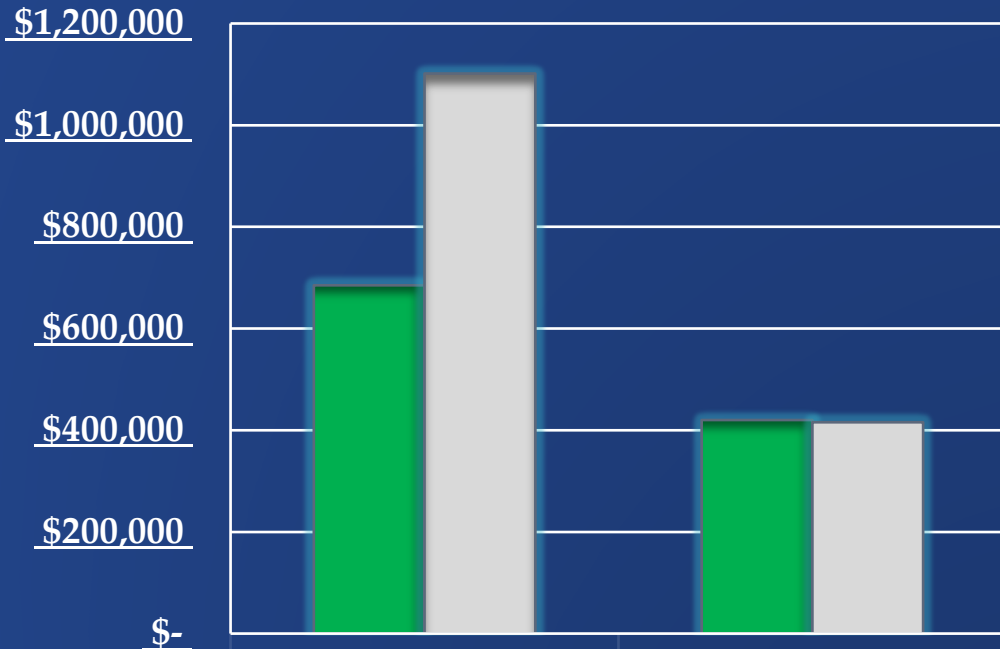


JAMES VINCENT GROUP  
ACCOUNTING & CONSULTING



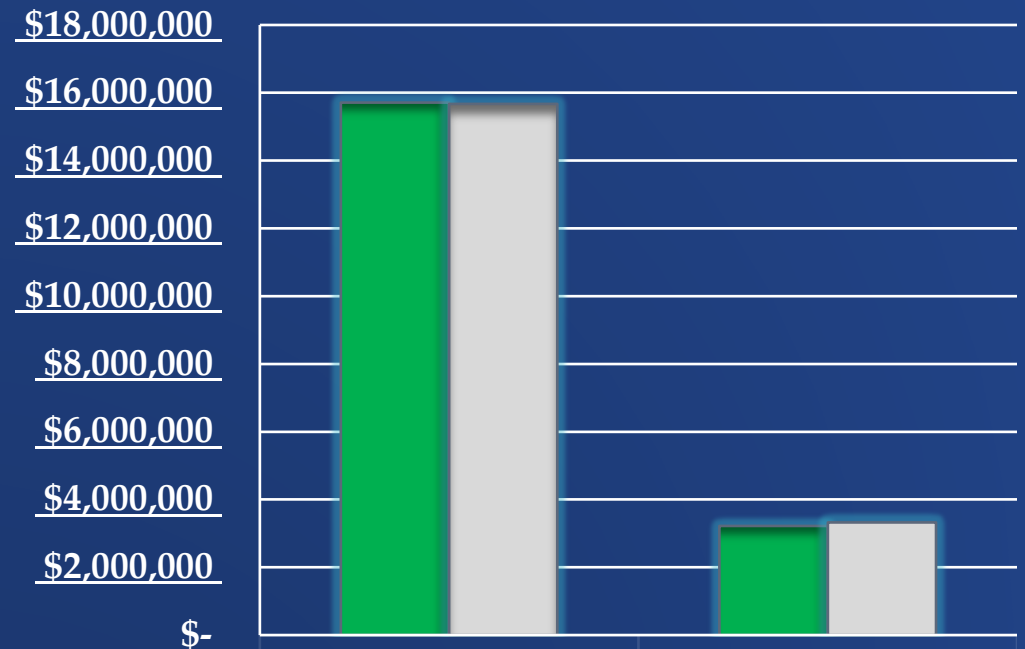
# Revenue Actuals vs. Budget

## January



	Tax Levy	Non-Tax Levy
Actual	\$684,728	\$419,880
Budget	\$1,101,600	\$415,600
VAR	\$(416,872)	\$4,280

## January YTD




	Tax Levy	Non-Tax Levy
Actual	\$15,715,083	\$3,218,017
Budget	\$15,671,900	\$3,321,200
VAR	\$43,183	\$(103,183)



# January 2026 Actuals vs. Budget

## Expenditures

\$3,000,000  
 \$2,500,000  
 \$2,000,000  
 \$1,500,000  
 \$1,000,000  
 \$500,000  
 \$-



	Personnel	Building & Land	Vehicles & Equipment	Communication/IT	Travel & Training	Managerial Expenses
Actual	\$2,271,203	\$40,814	\$93,042	\$72,652	\$19,170	\$64,006
Budget	\$2,387,118	\$49,810	\$143,860	\$101,100	\$25,080	\$135,630
VAR	\$(115,915)	\$(8,996)	\$(50,818)	\$(28,448)	\$(5,910)	\$(71,624)

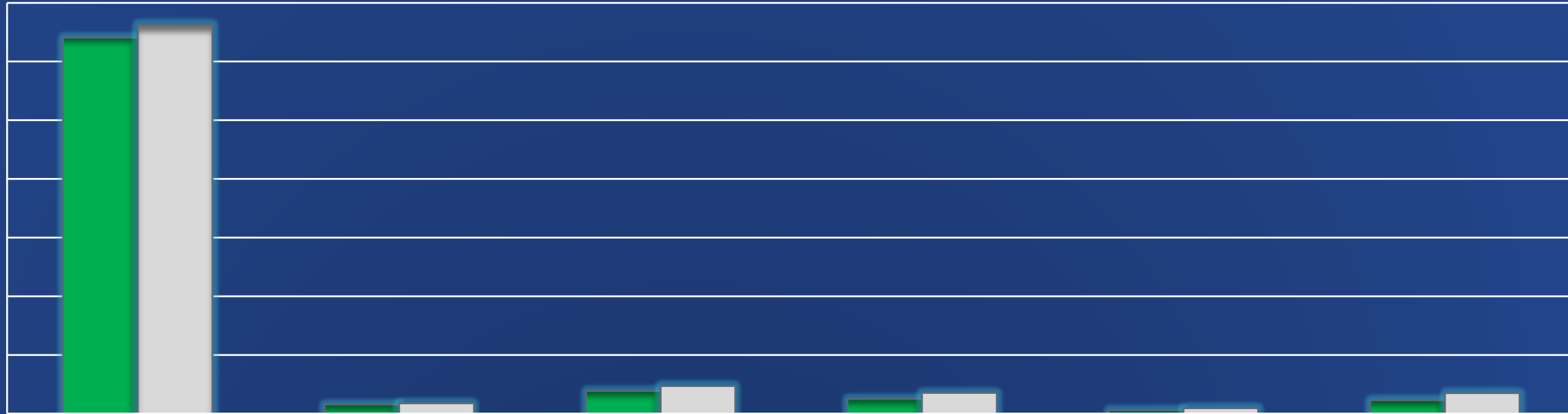
\*This includes the General, Transport Services and Special Revenue Funds



# YTD Actuals vs. Budget

## Expenditures

\$14,000,000  
\$12,000,000  
\$10,000,000  
\$8,000,000  
\$6,000,000  
\$4,000,000  
\$2,000,000  
\$-



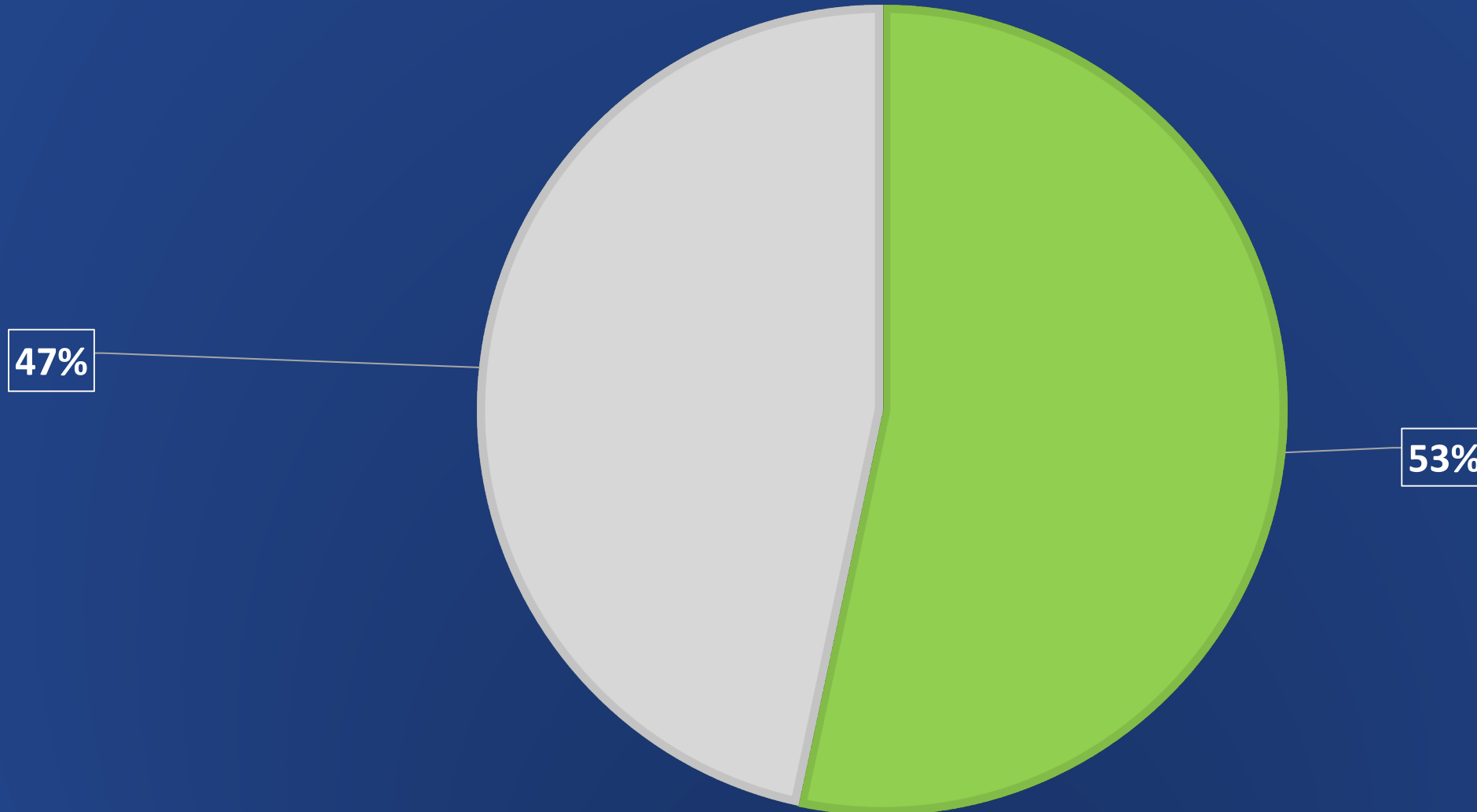
\*This includes the General, Transport Services and Special Revenue Funds



# YTD Expenses as a Percentage of Budget

■ Actual YTD   ■ Budget Remaining

January 2026 Targeted % - 58%



*\*This includes the General, Transport Services and Special Revenue Funds*

## Superstition Fire & Medical District Transaction Detail by Account January 2026

Type	Date	Num	Name	Memo	Class	Clr	Split	Debit	Credit	Balance
<b>10100 · PCT General Fund 100</b>										
Transfer	01/08/2026			Funds Tra...		X	10150 · WF...		500,000.00	-500,000.00
Transfer	01/22/2026			Funds Tra...		X	10150 · WF...		800,000.00	-1,300,000.00
Deposit	01/29/2026			Deposit		X	-SPLIT-	6,363.68		-1,293,636.32
General Journal	01/31/2026	882		To Record ...		X	4010 · Prop...	695,156.54		-598,479.78
Check	01/31/2026	EFT		Wire Fees		X	7109 · Bank...		50.00	-598,529.78
Total 10100 · PCT General Fund 100								701,520.22	1,300,050.00	-598,529.78
<b>10120 · PCT Ambulance Fund 150</b>										
General Journal	01/31/2026	881		To Record ...		X	4250 · Inter...	1,906.95		1,906.95
Total 10120 · PCT Ambulance Fund 150								1,906.95	0.00	1,906.95
<b>10130 · WF Ambulance Payroll 150</b>										
Deposit	01/02/2026		36 Treas	Deposit		X	4210 · Amb...	92.58		92.58
Deposit	01/02/2026		BCBS	Deposit		X	4210 · Amb...	2,030.05		2,122.63
Deposit	01/02/2026		BCBS	Deposit		X	4210 · Amb...	218.22		2,340.85
Deposit	01/02/2026		Centene	Deposit		X	4210 · Amb...	5,708.25		8,049.10
Deposit	01/02/2026		HDIC	Deposit		X	4210 · Amb...	123.44		8,172.54
Deposit	01/02/2026		Humana	Deposit		X	4210 · Amb...	703.91		8,876.45
Deposit	01/02/2026		Transport Cust...	Deposit		X	4210 · Amb...	832.08		9,708.53
Deposit	01/02/2026		Noridian	Deposit		X	4210 · Amb...	3,644.45		13,352.98
Deposit	01/02/2026		United Healthcare	Deposit		X	4210 · Amb...	2,349.67		15,702.65
Check	01/02/2026	EFT				X	7109 · Bank...		1,344.39	14,358.26
Deposit	01/05/2026		AARP Supp	Deposit		X	4210 · Amb...	839.84		15,198.10
Deposit	01/05/2026		AETNA	Deposit		X	4210 · Amb...	102.83		15,300.93
Deposit	01/05/2026		Ahcccs	Deposit		X	4210 · Amb...	122.16		15,423.09
Deposit	01/05/2026		BCBS	Deposit		X	4210 · Amb...	1,657.65		17,080.74
Deposit	01/05/2026		BCBS	Deposit		X	4210 · Amb...	111.00		17,191.74
Deposit	01/05/2026		Transport Cust...	Deposit		X	4210 · Amb...	4,063.45		21,255.19
Deposit	01/05/2026		Transport Cust...	Deposit		X	4210 · Amb...	25.00		21,280.19
Deposit	01/05/2026		Transport Cust...	Deposit		X	4210 · Amb...	506.99		21,787.18
Deposit	01/05/2026		Medisun	Deposit		X	4210 · Amb...	786.34		22,573.52
Deposit	01/05/2026		UHC Community	Deposit		X	4210 · Amb...	111.36		22,684.88
Deposit	01/05/2026		UHC Community	Deposit		X	4210 · Amb...	1,388.56		24,073.44
Deposit	01/05/2026		UHC Community	Deposit		X	4210 · Amb...	100.08		24,173.52
Deposit	01/05/2026		United Healthcare	Deposit		X	4210 · Amb...	330.57		24,504.09
Deposit	01/06/2026		36 Treas	Deposit		X	4210 · Amb...	1,884.27		26,388.36
Deposit	01/06/2026		AARP Supp	Deposit		X	4210 · Amb...	583.31		26,971.67
Deposit	01/06/2026		AARP Supp	Deposit		X	4210 · Amb...	1,140.15		28,111.82
Deposit	01/06/2026		AETNA	Deposit		X	4210 · Amb...	628.17		28,739.99
Deposit	01/06/2026		BCBS	Deposit		X	4210 · Amb...	1,394.65		30,134.64
Deposit	01/06/2026		HNB	Deposit		X	4210 · Amb...	2,129.90		32,264.54
Deposit	01/06/2026		Humana	Deposit		X	4210 · Amb...	1,395.62		33,660.16
Deposit	01/06/2026		Humana	Deposit		X	4210 · Amb...	161.07		33,821.23
Deposit	01/06/2026		Transport Cust...	Deposit		X	4210 · Amb...	15.00		33,836.23
Deposit	01/06/2026		Noridian	Deposit		X	4210 · Amb...	548.46		34,384.69
Deposit	01/06/2026		OPTUM	Deposit		X	4210 · Amb...	1,523.33		35,908.02
Deposit	01/06/2026		PCS	Deposit		X	4210 · Amb...	1,784.52		37,692.54
Deposit	01/06/2026		UHC Community	Deposit		X	4210 · Amb...	237.68		37,930.22

## Superstition Fire & Medical District Transaction Detail by Account January 2026

Type	Date	Num	Name	Memo	Class	Clr	Split	Debit	Credit	Balance
Deposit	01/06/2026		UHC Community	Deposit		X	4210 · Amb...	1,423.66		39,353.88
Deposit	01/06/2026		United Healthcare	Deposit		X	4210 · Amb...	1,045.97		40,399.85
Deposit	01/07/2026			Deposit		X	-SPLIT-	567.31		40,967.16
Deposit	01/07/2026		36 Treas	Deposit		X	4210 · Amb...	5,760.65		46,727.81
Deposit	01/07/2026		BCBS	Deposit		X	4210 · Amb...	2,005.14		48,732.95
Deposit	01/07/2026		BCBS	Deposit		X	4210 · Amb...	482.89		49,215.84
Deposit	01/07/2026		Centene	Deposit		X	4210 · Amb...	544.56		49,760.40
Deposit	01/07/2026		HNB	Deposit		X	4210 · Amb...	1,365.04		51,125.44
Deposit	01/07/2026		HNB	Deposit		X	4210 · Amb...	108.07		51,233.51
Deposit	01/07/2026		OPTUM	Deposit		X	4210 · Amb...	778.06		52,011.57
Deposit	01/07/2026		UHC Community	Deposit		X	4210 · Amb...	214.01		52,225.58
Deposit	01/07/2026		UHC Community	Deposit		X	4210 · Amb...	136.96		52,362.54
Deposit	01/07/2026		United Healthcare	Deposit		X	4210 · Amb...	563.63		52,926.17
Deposit	01/08/2026		AARP Supp	Deposit		X	4210 · Amb...	144.67		53,070.84
Deposit	01/08/2026		BCBS	Deposit		X	4210 · Amb...	89.84		53,160.68
Deposit	01/08/2026		Centene	Deposit		X	4210 · Amb...	2,737.85		55,898.53
Deposit	01/08/2026		GEHA	Deposit		X	4210 · Amb...	115.94		56,014.47
Deposit	01/08/2026		Transport Cust...	Deposit		X	4210 · Amb...	1,966.42		57,980.89
Deposit	01/08/2026		Noridian	Deposit		X	4210 · Amb...	3,809.55		61,790.44
Deposit	01/08/2026		OPTUM	Deposit		X	4210 · Amb...	2,051.34		63,841.78
Deposit	01/08/2026		UMR	Deposit		X	4210 · Amb...	95.33		63,937.11
Deposit	01/08/2026		United Healthcare	Deposit		X	4210 · Amb...	1,263.93		65,201.04
Deposit	01/08/2026		United Healthcare	Deposit		X	4210 · Amb...	1,013.75		66,214.79
Transfer	01/08/2026			Funds Tra...		X	10150 · WF...		268,595.37	-202,380.58
Deposit	01/09/2026		36 Treas	Deposit		X	4210 · Amb...	1,993.79		-200,386.79
Deposit	01/09/2026		AETNA	Deposit		X	4210 · Amb...	1,544.16		-198,842.63
Deposit	01/09/2026		AETNA	Deposit		X	4210 · Amb...	1,317.08		-197,525.55
Deposit	01/09/2026		BCBS	Deposit		X	4210 · Amb...	418.41		-197,107.14
Deposit	01/09/2026		Cigna	Deposit		X	4210 · Amb...	1,827.05		-195,280.09
Deposit	01/09/2026		HHP Texas	Deposit		X	4210 · Amb...	537.02		-194,743.07
Deposit	01/09/2026		Humana	Deposit		X	4210 · Amb...	242.37		-194,500.70
Deposit	01/09/2026		Transport Cust...	Deposit		X	4210 · Amb...	125.00		-194,375.70
Deposit	01/09/2026		Medisun	Deposit		X	4210 · Amb...	302.75		-194,072.95
Deposit	01/09/2026		UHC Community	Deposit		X	4210 · Amb...	121.80		-193,951.15
Deposit	01/09/2026		UHC Community	Deposit		X	4210 · Amb...	241.21		-193,709.94
Deposit	01/12/2026		36 Treas	Deposit		X	4210 · Amb...	2,000.10		-191,709.84
Deposit	01/12/2026		BCBS	Deposit		X	4210 · Amb...	3,820.16		-187,889.68
Deposit	01/12/2026		Cigna	Deposit		X	4210 · Amb...	3,727.96		-184,161.72
Deposit	01/12/2026		Transport Cust...	Deposit		X	4210 · Amb...	550.10		-183,611.62
Deposit	01/12/2026		Transport Cust...	Deposit		X	4210 · Amb...	25.00		-183,586.62
Deposit	01/12/2026		Transport Cust...	Deposit		X	4210 · Amb...	816.31		-182,770.31
Deposit	01/12/2026		UHC Community	Deposit		X	4210 · Amb...	97.71		-182,672.60
Deposit	01/12/2026		UHC Community	Deposit		X	4210 · Amb...	132.23		-182,540.37
Deposit	01/12/2026		UHC Community	Deposit		X	4210 · Amb...	3,062.53		-179,477.84
Deposit	01/12/2026		UHC Community	Deposit		X	4210 · Amb...	1,340.92		-178,136.92
Deposit	01/12/2026		United Healthcare	Deposit		X	4210 · Amb...	301.30		-177,835.62
Deposit	01/13/2026		36 Treas	Deposit		X	4210 · Amb...	300.00		-177,535.62
Deposit	01/13/2026		AETNA	Deposit		X	4210 · Amb...	1,930.20		-175,605.42
Deposit	01/13/2026		BCBS	Deposit		X	4210 · Amb...	1,533.53		-174,071.89
Deposit	01/13/2026		GEHA	Deposit		X	4210 · Amb...	1,267.09		-172,804.80

## Superstition Fire & Medical District Transaction Detail by Account January 2026

Type	Date	Num	Name	Memo	Class	Clr	Split	Debit	Credit	Balance
Deposit	01/13/2026		HDIC	Deposit		X	4210 · Amb...	125.46		-172,679.34
Deposit	01/13/2026		Humana	Deposit		X	4210 · Amb...	164.66		-172,514.68
Deposit	01/13/2026		Humana	Deposit		X	4210 · Amb...	548.38		-171,966.30
Deposit	01/13/2026		Humana	Deposit		X	4210 · Amb...	318.59		-171,647.71
Deposit	01/13/2026		Humana	Deposit		X	4210 · Amb...	302.45		-171,345.26
Deposit	01/13/2026		Transport Cust...	Deposit		X	4210 · Amb...	150.00		-171,195.26
Deposit	01/13/2026		Noridian	Deposit		X	4210 · Amb...	12,602.46		-158,592.80
Deposit	01/13/2026		United Healthcare	Deposit		X	4210 · Amb...	1,121.41		-157,471.39
Deposit	01/14/2026		36 Treas	Deposit		X	4210 · Amb...	403.87		-157,067.52
Deposit	01/14/2026		AARP Supp	Deposit		X	4210 · Amb...	435.58		-156,631.94
Deposit	01/14/2026		BCBS	Deposit		X	4210 · Amb...	1,890.26		-154,741.68
Deposit	01/14/2026		BCBS	Deposit		X	4210 · Amb...	520.53		-154,221.15
Deposit	01/14/2026		Centene	Deposit		X	4210 · Amb...	421.53		-153,799.62
Deposit	01/14/2026		Cigna	Deposit		X	4210 · Amb...	1,528.18		-152,271.44
Deposit	01/14/2026		Transport Cust...	Deposit		X	4210 · Amb...	200.00		-152,071.44
Deposit	01/14/2026		Marketplace	Deposit		X	4210 · Amb...	1,910.23		-150,161.21
Deposit	01/14/2026		Medisun	Deposit		X	4210 · Amb...	1,503.06		-148,658.15
Deposit	01/14/2026		Noridian	Deposit		X	4210 · Amb...	1,490.88		-147,167.27
Deposit	01/14/2026		OPTUM	Deposit		X	4210 · Amb...	783.84		-146,383.43
Deposit	01/14/2026		UMR	Deposit		X	4210 · Amb...	1,222.18		-145,161.25
Deposit	01/14/2026		United Healthcare	Deposit		X	4210 · Amb...	879.15		-144,282.10
Deposit	01/15/2026		AARP Supp	Deposit		X	4210 · Amb...	276.05		-144,006.05
Deposit	01/15/2026		BCBS	Deposit		X	4210 · Amb...	1,850.32		-142,155.73
Deposit	01/15/2026		Centene	Deposit		X	4210 · Amb...	9,407.88		-132,747.85
Deposit	01/15/2026		Transport Cust...	Deposit		X	4210 · Amb...	3,566.97		-129,180.88
Deposit	01/15/2026		Transport Cust...	Deposit		X	4210 · Amb...	472.11		-128,708.77
Deposit	01/15/2026		Noridian	Deposit		X	4210 · Amb...	1,351.98		-127,356.79
Deposit	01/15/2026		OPTUM	Deposit		X	4210 · Amb...	660.08		-126,696.71
Deposit	01/15/2026		United Healthcare	Deposit		X	4210 · Amb...	1,204.88		-125,491.83
Deposit	01/15/2026		United Healthcare	Deposit		X	4210 · Amb...	249.60		-125,242.23
Deposit	01/15/2026		United Healthcare	Deposit		X	4210 · Amb...	1,945.15		-123,297.08
Deposit	01/15/2026		United Healthcare	Deposit		X	4210 · Amb...	767.07		-122,530.01
Deposit	01/16/2026		36 Treas	Deposit		X	4210 · Amb...	1,034.91		-121,495.10
Deposit	01/16/2026		AARP Supp	Deposit		X	4210 · Amb...	128.20		-121,366.90
Deposit	01/16/2026		AETNA	Deposit		X	4210 · Amb...	25.00		-121,341.90
Deposit	01/16/2026		AETNA	Deposit		X	4210 · Amb...	621.90		-120,720.00
Deposit	01/16/2026		Ahcccs	Deposit		X	4210 · Amb...	1,191.54		-119,528.46
Deposit	01/16/2026		BCBS	Deposit		X	4210 · Amb...	2,162.12		-117,366.34
Deposit	01/16/2026		BCBS	Deposit		X	4210 · Amb...	1,817.06		-115,549.28
Deposit	01/16/2026		BCBS	Deposit		X	4210 · Amb...	1,299.53		-114,249.75
Deposit	01/16/2026		Brycer	Deposit		X	4210 · Amb...	1,651.00		-112,598.75
Deposit	01/16/2026		HNB	Deposit		X	4210 · Amb...	1,287.44		-111,311.31
Deposit	01/16/2026		Transport Cust...	Deposit		X	4210 · Amb...	535.00		-110,776.31
Deposit	01/16/2026		UHC Community	Deposit		X	4210 · Amb...	1,785.24		-108,991.07
Deposit	01/16/2026		UHC Community	Deposit		X	4210 · Amb...	232.43		-108,758.64
Deposit	01/16/2026		UHC Community	Deposit		X	4210 · Amb...	1,296.54		-107,462.10
Deposit	01/20/2026		AARP Supp	Deposit		X	4210 · Amb...	139.91		-107,322.19
Deposit	01/20/2026		BCBS	Deposit		X	4210 · Amb...	245.05		-107,077.14
Deposit	01/20/2026		BCBS	Deposit		X	4210 · Amb...	111.00		-106,966.14
Deposit	01/20/2026		Humana	Deposit		X	4210 · Amb...	155.69		-106,810.45

## Superstition Fire & Medical District Transaction Detail by Account January 2026

Type	Date	Num	Name	Memo	Class	Clr	Split	Debit	Credit	Balance
Deposit	01/20/2026		Transport Cust...	Deposit		X	4210 · Amb...	1,653.35		-105,157.10
Deposit	01/20/2026		Transport Cust...	Deposit		X	4210 · Amb...	25.00		-105,132.10
Deposit	01/20/2026		Transport Cust...	Deposit		X	4210 · Amb...	3,107.99		-102,024.11
Deposit	01/20/2026		Transport Cust...	Deposit		X	4210 · Amb...	55.00		-101,969.11
Deposit	01/20/2026		Noridian	Deposit		X	4210 · Amb...	11,612.45		-90,356.66
Deposit	01/20/2026		OPTUM	Deposit		X	4210 · Amb...	875.40		-89,481.26
Deposit	01/20/2026		UHC Community	Deposit		X	4210 · Amb...	117.22		-89,364.04
Deposit	01/20/2026		UHC Surest	Deposit		X	4210 · Amb...	473.45		-88,890.59
Deposit	01/21/2026		AARP Supp	Deposit		X	4210 · Amb...	221.15		-88,669.44
Deposit	01/21/2026		AETNA	Deposit		X	4210 · Amb...	495.84		-88,173.60
Deposit	01/21/2026		B OF A- CBIC C...	Deposit		X	4210 · Amb...	113.93		-88,059.67
Deposit	01/21/2026		Cigna Edge	Deposit		X	4210 · Amb...	790.07		-87,269.60
Deposit	01/21/2026		HDIC	Deposit		X	4210 · Amb...	123.44		-87,146.16
Deposit	01/21/2026		HNB	Deposit		X	4210 · Amb...	1,365.04		-85,781.12
Deposit	01/21/2026		Humana	Deposit		X	4210 · Amb...	1,882.45		-83,898.67
Deposit	01/21/2026		Humana	Deposit		X	4210 · Amb...	129.85		-83,768.82
Deposit	01/21/2026		Humana	Deposit		X	4210 · Amb...	1,015.49		-82,753.33
Deposit	01/21/2026		Transport Cust...	Deposit		X	4210 · Amb...	35.27		-82,718.06
Deposit	01/21/2026		Noridian	Deposit		X	4210 · Amb...	2,693.39		-80,024.67
Deposit	01/21/2026		OPTUM	Deposit		X	4210 · Amb...	734.64		-79,290.03
Deposit	01/21/2026		United Healthcare	Deposit		X	4210 · Amb...	596.81		-78,693.22
Deposit	01/22/2026		36 Treas	Deposit		X	4210 · Amb...	5,909.29		-72,783.93
Deposit	01/22/2026		AETNA	Deposit		X	4210 · Amb...	1,484.16		-71,299.77
Deposit	01/22/2026		BCBS	Deposit		X	4210 · Amb...	3,317.18		-67,982.59
Deposit	01/22/2026		BCBS	Deposit		X	4210 · Amb...	1,870.14		-66,112.45
Deposit	01/22/2026		BCBS	Deposit		X	4210 · Amb...	241.76		-65,870.69
Deposit	01/22/2026		Centene	Deposit		X	4210 · Amb...	12,016.81		-53,853.88
Deposit	01/22/2026		Devoted Health	Deposit		X	4210 · Amb...	126.00		-53,727.88
Deposit	01/22/2026		HDIC	Deposit		X	4210 · Amb...	114.66		-53,613.22
Deposit	01/22/2026		HHP Texas	Deposit		X	4210 · Amb...	467.98		-53,145.24
Deposit	01/22/2026		Humana	Deposit		X	4210 · Amb...	543.02		-52,602.22
Deposit	01/22/2026		Humana	Deposit		X	4210 · Amb...	294.38		-52,307.84
Deposit	01/22/2026		Transport Cust...	Deposit		X	4210 · Amb...	235.00		-52,072.84
Deposit	01/22/2026		Medisun	Deposit		X	4210 · Amb...	1,491.99		-50,580.85
Deposit	01/22/2026		Noridian	Deposit		X	4210 · Amb...	1,213.64		-49,367.21
Deposit	01/22/2026		OPTUM	Deposit		X	4210 · Amb...	510.12		-48,857.09
Deposit	01/22/2026		UHC Community	Deposit		X	4210 · Amb...	106.42		-48,750.67
Deposit	01/22/2026		UHC Community	Deposit		X	4210 · Amb...	1,424.35		-47,326.32
Deposit	01/22/2026		UHC Community	Deposit		X	4210 · Amb...	2,474.38		-44,851.94
Deposit	01/22/2026		United Healthcare	Deposit		X	4210 · Amb...	441.54		-44,410.40
Deposit	01/22/2026		United Healthcare	Deposit		X	4210 · Amb...	135.15		-44,275.25
Deposit	01/22/2026		United Healthcare	Deposit		X	4210 · Amb...	140.10		-44,135.15
Deposit	01/22/2026		36 Treas	Deposit		X	4210 · Amb...	0.00		-44,135.15
Deposit	01/22/2026		NW Roofer	Deposit		X	4210 · Amb...	95.69		-44,039.46
Transfer	01/22/2026			Funds Tra...		X	10140 · WF...	91,541.17		47,501.71
Transfer	01/22/2026			Funds Tra...		X	10150 · WF...		158,788.43	-111,286.72
Deposit	01/23/2026		Centene	Deposit		X	4210 · Amb...	500.00		-110,786.72
Deposit	01/23/2026		HNB	Deposit		X	4210 · Amb...	191.04		-110,595.68
Deposit	01/23/2026		Marketplace	Deposit		X	4210 · Amb...	108.80		-110,486.88
Deposit	01/23/2026		Noridian	Deposit		X	4210 · Amb...	1,158.12		-109,328.76

## Superstition Fire & Medical District Transaction Detail by Account January 2026

Type	Date	Num	Name	Memo	Class	Clr	Split	Debit	Credit	Balance
Deposit	01/23/2026		United Healthcare	Deposit		X	4210 · Amb...	351.43		-108,977.33
Deposit	01/23/2026		Ahcccs	Deposit		X	4210 · Amb...	865.28		-108,112.05
Deposit	01/26/2026		BCBS	Deposit		X	4210 · Amb...	2,396.78		-105,715.27
Deposit	01/26/2026		BCBS	Deposit		X	4210 · Amb...	3,767.23		-101,948.04
Deposit	01/26/2026		BCBS	Deposit		X	4210 · Amb...	128.38		-101,819.66
Deposit	01/26/2026		BCBS	Deposit		X	4210 · Amb...	231.58		-101,588.08
Deposit	01/26/2026		Humana	Deposit		X	4210 · Amb...	558.65		-101,029.43
Deposit	01/26/2026		Humana	Deposit		X	4210 · Amb...	590.27		-100,439.16
Deposit	01/26/2026		Transport Cust...	Deposit		X	4210 · Amb...	789.72		-99,649.44
Deposit	01/26/2026		Transport Cust...	Deposit		X	4210 · Amb...	1,256.25		-98,393.19
Deposit	01/26/2026		Transport Cust...	Deposit		X	4210 · Amb...	315.00		-98,078.19
Deposit	01/26/2026		Noridian	Deposit		X	4210 · Amb...	3,312.88		-94,765.31
Deposit	01/26/2026		UHC Community	Deposit		X	4210 · Amb...	1,821.04		-92,944.27
Deposit	01/26/2026		UHC Community	Deposit		X	4210 · Amb...	1,057.28		-91,886.99
Deposit	01/26/2026		United Healthcare	Deposit		X	4210 · Amb...	3,273.17		-88,613.82
Deposit	01/26/2026		United Healthcare	Deposit		X	4210 · Amb...	1,320.05		-87,293.77
Deposit	01/26/2026		36 Treas	Deposit		X	4210 · Amb...	817.43		-86,476.34
Deposit	01/27/2026		AARP Supp	Deposit		X	4210 · Amb...	1,888.26		-84,588.08
Deposit	01/27/2026		HDIC	Deposit		X	4210 · Amb...	719.06		-83,869.02
Deposit	01/27/2026		Transport Cust...	Deposit		X	4210 · Amb...	126.74		-83,742.28
Deposit	01/27/2026		Noridian	Deposit		X	4210 · Amb...	25.00		-83,717.28
Deposit	01/27/2026		OPTUM	Deposit		X	4210 · Amb...	4,973.22		-78,744.06
Deposit	01/27/2026		36 Treas	Deposit		X	4210 · Amb...	1,211.36		-77,532.70
Deposit	01/28/2026			Deposit		X	12001 · Und...	100.00		-77,432.70
Deposit	01/28/2026		BCBS	Deposit		X	4210 · Amb...	5,902.96		-71,529.74
Deposit	01/28/2026		GEHA	Deposit		X	4210 · Amb...	3,550.25		-67,979.49
Deposit	01/28/2026		Transport Cust...	Deposit		X	4210 · Amb...	120.33		-67,859.16
Deposit	01/28/2026		Medisun	Deposit		X	4210 · Amb...	531.20		-67,327.96
Deposit	01/28/2026		UHC Community	Deposit		X	4210 · Amb...	906.45		-66,421.51
Deposit	01/28/2026		UHC Community	Deposit		X	4210 · Amb...	135.70		-66,285.81
Deposit	01/28/2026		UHC Community	Deposit		X	4210 · Amb...	874.53		-65,411.28
Deposit	01/28/2026		United Healthcare	Deposit		X	4210 · Amb...	1,610.31		-63,800.97
Deposit	01/28/2026		AETNA	Deposit		X	4210 · Amb...	1,808.96		-61,992.01
Deposit	01/28/2026		UHC Surest	Deposit		X	4210 · Amb...	1,296.54		-60,695.47
Deposit	01/29/2026		BCBS	Deposit		X	4210 · Amb...	717.73		-59,977.74
Deposit	01/29/2026		BCBS	Deposit		X	4210 · Amb...	2,109.93		-57,867.81
Deposit	01/29/2026		Humana	Deposit		X	4210 · Amb...	340.31		-57,527.50
Deposit	01/29/2026		Transport Cust...	Deposit		X	4210 · Amb...	204.71		-57,322.79
Deposit	01/29/2026		Noridian	Deposit		X	4210 · Amb...	1,005.00		-56,317.79
Deposit	01/29/2026		United Healthcare	Deposit		X	4210 · Amb...	4,266.00		-52,051.79
Deposit	01/29/2026		United Healthcare	Deposit		X	4210 · Amb...	1,914.04		-50,137.75
Deposit	01/29/2026		United Healthcare	Deposit		X	4210 · Amb...	975.16		-49,162.59
Deposit	01/29/2026		36 Treas	Deposit		X	4210 · Amb...	2,109.93		-47,052.66
Deposit	01/29/2026		Cariten	Deposit		X	4210 · Amb...	1,770.29		-45,282.37
Deposit	01/30/2026		AETNA	Deposit		X	4210 · Amb...	1,942.18		-43,340.19
Deposit	01/30/2026		Devoted Health	Deposit		X	4210 · Amb...	1,631.58		-41,708.61
Deposit	01/30/2026		HHP Texas	Deposit		X	4210 · Amb...	65.84		-41,642.77
Deposit	01/30/2026		HNB	Deposit		X	4210 · Amb...	319.48		-41,323.29
Deposit	01/30/2026		Humana	Deposit		X	4210 · Amb...	1,310.24		-40,013.05
Deposit	01/30/2026		Humana	Deposit		X	4210 · Amb...	1,026.47		-38,986.58

## Superstition Fire & Medical District Transaction Detail by Account January 2026

Type	Date	Num	Name	Memo	Class	Clr	Split	Debit	Credit	Balance
Deposit	01/30/2026		Transport Cust...	Deposit		X	4210 · Amb...	426.67		-38,559.91
Deposit	01/30/2026		Noridian	Deposit		X	4210 · Amb...	4,815.22		-33,744.69
Deposit	01/30/2026		OPTUM	Deposit		X	4210 · Amb...	8,654.04		-25,090.65
Deposit	01/30/2026		UMR	Deposit		X	4210 · Amb...	672.27		-24,418.38
Deposit	01/30/2026		UMR	Deposit		X	4210 · Amb...	1,956.85		-22,461.53
Total 10130 · WF Ambulance Payroll 150								406,266.66	428,728.19	-22,461.53
<b>10140 · WF Transport Lockbox 150</b>										
Deposit	01/02/2026			Deposit		X	4210 · Amb...	3,347.29		3,347.29
Deposit	01/05/2026			Deposit		X	4210 · Amb...	9,822.10		13,169.39
Deposit	01/06/2026			Deposit		X	4210 · Amb...	9,488.04		22,657.43
Deposit	01/07/2026			Deposit		X	4210 · Amb...	200.00		22,857.43
Deposit	01/08/2026			Deposit		X	4210 · Amb...	1,914.13		24,771.56
Deposit	01/09/2026			Deposit		X	4210 · Amb...	2,681.05		27,452.61
Deposit	01/12/2026			Deposit		X	4210 · Amb...	15,368.37		42,820.98
Deposit	01/14/2026			Deposit		X	4210 · Amb...	6,289.09		49,110.07
Deposit	01/15/2026			Deposit		X	4210 · Amb...	765.96		49,876.03
Deposit	01/16/2026			Deposit		X	4210 · Amb...	100.00		49,976.03
Deposit	01/20/2026			Deposit		X	4210 · Amb...	8,042.08		58,018.11
Deposit	01/21/2026			Deposit		X	4210 · Amb...	2,710.77		60,728.88
Deposit	01/22/2026			Deposit		X	4210 · Amb...	15,444.48		76,173.36
Transfer	01/22/2026			Funds Tra...		X	10130 · WF...		91,541.17	-15,367.81
Deposit	01/26/2026			Deposit		X	4210 · Amb...	19,256.38		3,888.57
Deposit	01/28/2026			Deposit		X	4210 · Amb...	253.22		4,141.79
Deposit	01/29/2026			Deposit		X	4210 · Amb...	406.39		4,548.18
Deposit	01/30/2026			Deposit		X	4210 · Amb...	498.86		5,047.04
Total 10140 · WF Transport Lockbox 150								96,588.21	91,541.17	5,047.04
<b>10150 · WF Payroll Account 100</b>										
General Journal	01/01/2026	888R		To account...		X	26400 · Acc...	417,617.75		417,617.75
General Journal	01/02/2026	886		BILL 01/02...		X	1072 · Bill.c...		29,587.23	388,030.52
Check	01/02/2026	ACH	Health Equity			X	21660 · HS...		21,169.62	366,860.90
General Journal	01/02/2026	887				X	5010.1 · Ad...		337,110.17	29,750.73
General Journal	01/02/2026	887				X	5010.1 · Ad...		80,507.58	-50,756.85
Check	01/05/2026	ACH	Arizona State R...			X	21725 · Civi...		26,333.78	-77,090.63
General Journal	01/05/2026	888				X	5040 · Holid...		29,242.55	-106,333.18
General Journal	01/05/2026	888				X	5040 · Holid...		4,603.62	-110,936.80
Check	01/06/2026	ACH	Nationwide Retir...			X	21800 · Pre...		690.00	-111,626.80
Check	01/06/2026	ACH	Nationwide Retir...			X	21800 · Pre...		7,059.56	-118,686.36
Check	01/06/2026	ACH	Nationwide Retir...			X	21800 · Pre...		7,393.04	-126,079.40
Check	01/06/2026	ACH	Nationwide Retir...			X	21800 · Pre...		8,386.62	-134,466.02
Check	01/06/2026	ACH	Nationwide Retir...			X	21800 · Pre...		15,535.93	-150,001.95
Check	01/06/2026	ACH	Nationwide Retir...			X	21800 · Pre...		34,903.59	-184,905.54
Check	01/06/2026	ACH	Nationwide Retir...			X	21800 · Pre...		639.78	-185,545.32
Check	01/06/2026	ACH	Nationwide Retir...			X	21800 · Pre...		670.45	-186,215.77
Transfer	01/08/2026			Funds Tra...		X	10100 · PC...	500,000.00		313,784.23
Transfer	01/08/2026			Funds Tra...		X	10130 · WF...	268,595.37		582,379.60
General Journal	01/09/2026	881		BILL 01/09...		X	1072 · Bill.c...		266,685.59	315,694.01
General Journal	01/13/2026	877		BILL 01/13...		X	1072 · Bill.c...	1,501.20		317,195.21

## Superstition Fire & Medical District Transaction Detail by Account January 2026

Type	Date	Num	Name	Memo	Class	Clr	Split	Debit	Credit	Balance
General Journal	01/13/2026	878		BILL 01/13...		X	1072 · Bill.c...	167.04		317,362.25
General Journal	01/13/2026	879		BILL 01/13...		X	1072 · Bill.c...	206.00		317,568.25
General Journal	01/13/2026	880		BILL 01/13...		X	1072 · Bill.c...	500.00		318,068.25
Check	01/13/2026	EFT	Bill.com			X	6301 · Com...		480.75	317,587.50
Check	01/13/2026	ACH	PSPRS			X	21700 · Car...		74,391.87	243,195.63
General Journal	01/15/2026	883		BILL 01/15...		X	1072 · Bill.c...		127,126.02	116,069.61
Check	01/15/2026	ACH	PSPRS			X	21700 · Car...		6,852.66	109,216.95
Check	01/15/2026	EFT				X	21660 · HS...		4,900.34	104,316.61
Check	01/16/2026	ACH	Nationwide Retir...			X	21800 · Pre...		171.60	104,145.01
Check	01/16/2026	ACH	Nationwide Retir...			X	21800 · Pre...		680.00	103,465.01
Check	01/16/2026	ACH	Nationwide Retir...			X	21800 · Pre...		8,193.17	95,271.84
Check	01/16/2026	ACH	Nationwide Retir...			X	21800 · Pre...		8,594.88	86,676.96
Check	01/16/2026	ACH	Nationwide Retir...			X	21800 · Pre...		15,293.93	71,383.03
Check	01/16/2026	ACH	Nationwide Retir...			X	21800 · Pre...		32,413.38	38,969.65
Check	01/16/2026	ACH	Health Equity			X	21660 · HS...		21,169.62	17,800.03
Check	01/16/2026	ACH	Arizona State R...			X	21725 · Civi...		28,014.70	-10,214.67
General Journal	01/16/2026	887				X	5010.1 · Ad...		366,004.65	-376,219.32
General Journal	01/16/2026	887				X	5010.1 · Ad...		90,494.50	-466,713.82
Check	01/20/2026	ACH	PSPRS			X	21700 · Car...		87,842.41	-554,556.23
General Journal	01/21/2026	884		BILL 01/21...		X	1072 · Bill.c...	11.60		-554,544.63
Transfer	01/22/2026			Funds Tra...		X	10100 · PC...	800,000.00		245,455.37
Transfer	01/22/2026			Funds Tra...		X	10130 · WF...	158,788.43		404,243.80
General Journal	01/22/2026	885		BILL 01/22...		X	1072 · Bill.c...		26,297.73	377,946.07
General Journal	01/23/2026	886		BILL 01/23...		X	1072 · Bill.c...		1,000.00	376,946.07
General Journal	01/26/2026	887		BILL 01/26...		X	1072 · Bill.c...	25.00		376,971.07
Bill Pmt -Check	01/27/2026	N/A	Chase Cardme...	# 4246315...		X	20000 · Acc...		8,326.07	368,645.00
Check	01/29/2026	EFT				X	21660 · HS...		4,943.87	363,701.13
General Journal	01/30/2026	888		BILL 01/30...		X	1072 · Bill.c...		241,860.06	121,841.07
Check	01/30/2026	ACH	Arizona State R...			X	21725 · Civi...		25,736.20	96,104.87
Check	01/30/2026	ACH	Nationwide Retir...			X	21800 · Pre...		8,407.67	87,697.20
Check	01/30/2026	ACH	Nationwide Retir...			X	21800 · Pre...		8,833.83	78,863.37
Check	01/30/2026	ACH	Nationwide Retir...			X	21800 · Pre...		15,476.93	63,386.44
Check	01/30/2026	ACH	Nationwide Retir...			X	21800 · Pre...		32,305.07	31,081.37
General Journal	01/30/2026	887				X	5010.1 · Ad...		389,205.40	-358,124.03
General Journal	01/30/2026	887				X	5010.1 · Ad...		94,972.48	-453,096.51
Total 10150 · WF Payroll Account 100								2,147,412.39	2,600,508.90	-453,096.51
<b>10200 · PCT Capital Fund 200</b>										
General Journal	01/31/2026	880		To Record ...		X	4250 · Inter...	8,496.13		8,496.13
Total 10200 · PCT Capital Fund 200								8,496.13	0.00	8,496.13
<b>10400 · PCT Special Fund 400</b>										
Deposit	01/29/2026			Deposit		X	12001 · Und...	100.00		100.00
General Journal	01/31/2026	879		To Record ...		X	4250 · Inter...	1,205.20		1,305.20
Total 10400 · PCT Special Fund 400								1,305.20	0.00	1,305.20
<b>10500 · PCT Debt Service Principal 500</b>										
General Journal	01/31/2026	878		To Record ...		X	4010 · Prop...	19,857.43		19,857.43

## Superstition Fire & Medical District Transaction Detail by Account January 2026

Type	Date	Num	Name	Memo	Class	Clr	Split	Debit	Credit	Balance
Total 10500 · PCT Debt Service Principal 500								19,857.43	0.00	19,857.43
<b>10600 · PCT Debt Service Interest 600</b>										
General Journal	01/31/2026	861		To Record ...		X	4010 · Prop...	1,081.56		1,081.56
Total 10600 · PCT Debt Service Interest 600								1,081.56	0.00	1,081.56
<b>10700 · PCT Contingency Fund 700</b>										
General Journal	01/31/2026	876		To Record ...		X	4250 · Inter...	12,499.85		12,499.85
Total 10700 · PCT Contingency Fund 700								12,499.85	0.00	12,499.85
<b>1072 · Bill.com Money Out Clearing</b>										
Bill Pmt -Check	01/02/2026	Bill.c...	Delta Dental Ins...	https://app...			20000 · Acc...		911.99	-911.99
Bill Pmt -Check	01/02/2026	Bill.c...	Hughes Fire Eq...	https://app...			20000 · Acc...		759.01	-1,671.00
Bill Pmt -Check	01/02/2026	Bill.c...	American Flag &...	https://app...			20000 · Acc...		873.04	-2,544.04
Bill Pmt -Check	01/02/2026	Bill.c...	Freightliner Of A...	https://app...			20000 · Acc...		226.93	-2,770.97
Bill Pmt -Check	01/02/2026	Bill.c...	FT MCDOWELL...	https://app...			20000 · Acc...		1,973.34	-4,744.31
Bill Pmt -Check	01/02/2026	Bill.c...	Hughes Fire Eq...	https://app...			20000 · Acc...		258.07	-5,002.38
Bill Pmt -Check	01/02/2026	Bill.c...	Advanced Data ...	https://app...			20000 · Acc...		13,530.40	-18,532.78
Bill Pmt -Check	01/02/2026	Bill.c...	Waterous Comp...	https://app...			20000 · Acc...		1,223.09	-19,755.87
Bill Pmt -Check	01/02/2026	Bill.c...	Hughes Fire Eq...	https://app...			20000 · Acc...		32.60	-19,788.47
Bill Pmt -Check	01/02/2026	Bill.c...	Freightliner Of A...	https://app...			20000 · Acc...		369.21	-20,157.68
Bill Pmt -Check	01/02/2026	Bill.c...	Hughes Fire Eq...	https://app...			20000 · Acc...		184.68	-20,342.36
Bill Pmt -Check	01/02/2026	Bill.c...	Wist Supply & E...	https://app...			20000 · Acc...		79.88	-20,422.24
Bill Pmt -Check	01/02/2026	Bill.c...	MPAKS Solution...	https://app...			20000 · Acc...		354.62	-20,776.86
Bill Pmt -Check	01/02/2026	Bill.c...	O'Reilly Automot...	https://app...			20000 · Acc...		100.69	-20,877.55
Bill Pmt -Check	01/02/2026	Bill.c...	L.N. Curtis & Sons	https://app...			20000 · Acc...		552.11	-21,429.66
Bill Pmt -Check	01/02/2026	Bill.c...	Sea-Western Inc	https://app...			20000 · Acc...		461.11	-21,890.77
Bill Pmt -Check	01/02/2026	Bill.c...	PROGRESSIVE...	https://app...			20000 · Acc...		1,211.60	-23,102.37
Bill Pmt -Check	01/02/2026	Bill.c...	RV Stripes & Gr...	https://app...			20000 · Acc...		102.89	-23,205.26
Bill Pmt -Check	01/02/2026	Bill.c...	United Fire Equi...	https://app...			20000 · Acc...		91.83	-23,297.09
Bill Pmt -Check	01/02/2026	Bill.c...	Standard Insura...	https://app...			20000 · Acc...		6,290.14	-29,587.23
General Journal	01/02/2026	886		BILL 01/02...			10150 · WF...	29,587.23		0.00
Bill Pmt -Check	01/09/2026	Bill.c...	Republic Servic...	https://app...			20000 · Acc...		753.28	-753.28
Bill Pmt -Check	01/09/2026	Bill.c...	Sunrise Health	https://app...			20000 · Acc...		63.00	-816.28
Bill Pmt -Check	01/09/2026	Bill.c...	ADR Hardware, ...	https://app...			20000 · Acc...		9.81	-826.09
Bill Pmt -Check	01/09/2026	Bill.c...	Stryker Sales, L...	https://app...			20000 · Acc...		16,456.00	-17,282.09
Bill Pmt -Check	01/09/2026	Bill.c...	Grainger	https://app...			20000 · Acc...		497.98	-17,780.07
Bill Pmt -Check	01/09/2026	Bill.c...	Support Paymen...	https://app...			20000 · Acc...		1,304.28	-19,084.35
Bill Pmt -Check	01/09/2026	Bill.c...	Prudential Over...	https://app...			20000 · Acc...		1,788.56	-20,872.91
Bill Pmt -Check	01/09/2026	Bill.c...	Arizona Water C...	https://app...			20000 · Acc...		311.81	-21,184.72
Bill Pmt -Check	01/09/2026	Bill.c...	Aetna Behaviora...	https://app...			20000 · Acc...		1,036.80	-22,221.52
Bill Pmt -Check	01/09/2026	Bill.c...	Superstition Saf...	https://app...			20000 · Acc...		210.00	-22,431.52
Bill Pmt -Check	01/09/2026	Bill.c...	Casey R Solem ...	https://app...			20000 · Acc...		10,000.00	-32,431.52
Bill Pmt -Check	01/09/2026	Bill.c...	Boyetts Family ...	https://app...			20000 · Acc...		32.73	-32,464.25
Bill Pmt -Check	01/09/2026	Bill.c...	Ruggiero's Ace ...	https://app...			20000 · Acc...		79.44	-32,543.69
Bill Pmt -Check	01/09/2026	Bill.c...	W.W.Williams P...	https://app...			20000 · Acc...		259.61	-32,803.30
Bill Pmt -Check	01/09/2026	Bill.c...	Boyetts Family ...	https://app...			20000 · Acc...		65.46	-32,868.76
Bill Pmt -Check	01/09/2026	Bill.c...	Ruggiero's Ace ...	https://app...			20000 · Acc...		20.47	-32,889.23
Bill Pmt -Check	01/09/2026	Bill.c...	Boyetts Family ...	https://app...			20000 · Acc...		64.02	-32,953.25

## Superstition Fire & Medical District Transaction Detail by Account January 2026

Type	Date	Num	Name	Memo	Class	Clr	Split	Debit	Credit	Balance
Bill Pmt -Check	01/09/2026	Bill.c...	Boyetts Family ...	https://app...			20000 · Acc...		98.19	-33,051.44
Bill Pmt -Check	01/09/2026	Bill.c...	O'Reilly Automot...	https://app...			20000 · Acc...		654.58	-33,706.02
Bill Pmt -Check	01/09/2026	Bill.c...	Ruggiero's Ace ...	https://app...			20000 · Acc...		28.54	-33,734.56
Bill Pmt -Check	01/09/2026	Bill.c...	Boyetts Family ...	https://app...			20000 · Acc...		64.02	-33,798.58
Bill Pmt -Check	01/09/2026	Bill.c...	Sunrise Health	https://app...			20000 · Acc...		105.00	-33,903.58
Bill Pmt -Check	01/09/2026	Bill.c...	Arizona Water C...	https://app...			20000 · Acc...		52.90	-33,956.48
Bill Pmt -Check	01/09/2026	Bill.c...	Bound Tree Med...	https://app...			20000 · Acc...		995.84	-34,952.32
Bill Pmt -Check	01/09/2026	Bill.c...	Boyetts Family ...	https://app...			20000 · Acc...		96.40	-35,048.72
Bill Pmt -Check	01/09/2026	Bill.c...	Boyetts Family ...	https://app...			20000 · Acc...		32.73	-35,081.45
Bill Pmt -Check	01/09/2026	Bill.c...	ADR Hardware, ...	https://app...			20000 · Acc...		28.34	-35,109.79
Bill Pmt -Check	01/09/2026	Bill.c...	Arizona PPE Re...	https://app...			20000 · Acc...		125.00	-35,234.79
Bill Pmt -Check	01/09/2026	Bill.c...	Ruggiero's Ace ...	https://app...			20000 · Acc...		19.62	-35,254.41
Bill Pmt -Check	01/09/2026	Bill.c...	Southwest Gas ...	https://app...			20000 · Acc...		54.93	-35,309.34
Bill Pmt -Check	01/09/2026	Bill.c...	Stryker Sales, L...	https://app...			20000 · Acc...		3,291.20	-38,600.54
Bill Pmt -Check	01/09/2026	Bill.c...	Boyetts Family ...	https://app...			20000 · Acc...		98.19	-38,698.73
Bill Pmt -Check	01/09/2026	Bill.c...	Ruggiero's Ace ...	https://app...			20000 · Acc...		8.83	-38,707.56
Bill Pmt -Check	01/09/2026	Bill.c...	Salt River Project	https://app...			20000 · Acc...		5,038.84	-43,746.40
Bill Pmt -Check	01/09/2026	Bill.c...	Wex Bank, Inc.	https://app...			20000 · Acc...		3,072.91	-46,819.31
Bill Pmt -Check	01/09/2026	Bill.c...	IIA Lifting Servic...	https://app...			20000 · Acc...		1,266.84	-48,086.15
Bill Pmt -Check	01/09/2026	Bill.c...	O'Reilly Automot...	https://app...			20000 · Acc...		82.93	-48,169.08
Bill Pmt -Check	01/09/2026	Bill.c...	Southwest Gas ...	https://app...			20000 · Acc...		635.83	-48,804.91
Bill Pmt -Check	01/09/2026	Bill.c...	Bound Tree Med...	https://app...			20000 · Acc...		760.29	-49,565.20
Bill Pmt -Check	01/09/2026	Bill.c...	Jeremy Rocha	https://app...			20000 · Acc...		1,501.20	-51,066.40
Bill Pmt -Check	01/09/2026	Bill.c...	W.W.Williams P...	https://app...			20000 · Acc...		161.84	-51,228.24
Bill Pmt -Check	01/09/2026	Bill.c...	Bound Tree Med...	https://app...			20000 · Acc...		1,645.93	-52,874.17
Bill Pmt -Check	01/09/2026	Bill.c...	Mediacom	https://app...			20000 · Acc...		530.50	-53,404.67
Bill Pmt -Check	01/09/2026	Bill.c...	Southwest Gas ...	https://app...			20000 · Acc...		129.08	-53,533.75
Bill Pmt -Check	01/09/2026	Bill.c...	Apache Junction...	https://app...			20000 · Acc...		274.46	-53,808.21
Bill Pmt -Check	01/09/2026	Bill.c...	Ruggiero's Ace ...	https://app...			20000 · Acc...		2.93	-53,811.14
Bill Pmt -Check	01/09/2026	Bill.c...	Hughes Fire Eq...	https://app...			20000 · Acc...		1,636.50	-55,447.64
Bill Pmt -Check	01/09/2026	Bill.c...	Hughes Fire Eq...	https://app...			20000 · Acc...		210.69	-55,658.33
Bill Pmt -Check	01/09/2026	Bill.c...	7710 Insurance ...	https://app...			20000 · Acc...		43,040.98	-98,699.31
Bill Pmt -Check	01/09/2026	Bill.c...	Arizona PPE Re...	https://app...			20000 · Acc...		721.00	-99,420.31
Bill Pmt -Check	01/09/2026	Bill.c...	Mediacom	https://app...			20000 · Acc...		6,241.20	-105,661.51
Bill Pmt -Check	01/09/2026	Bill.c...	IAFF Health & ...	https://app...			20000 · Acc...		160,584.54	-266,246.05
Bill Pmt -Check	01/09/2026	Bill.c...	Bound Tree Med...	https://app...			20000 · Acc...		50.55	-266,296.60
Bill Pmt -Check	01/09/2026	Bill.c...	O'Reilly Automot...	https://app...			20000 · Acc...		162.21	-266,458.81
Bill Pmt -Check	01/09/2026	Bill.c...	Hughes Fire Eq...	https://app...			20000 · Acc...		226.78	-266,685.59
General Journal	01/09/2026	881		BILL 01/09...			10150 · WF...	266,685.59		0.00
General Journal	01/13/2026	877		BILL 01/13...			10150 · WF...		1,501.20	-1,501.20
General Journal	01/13/2026	878		BILL 01/13...			10150 · WF...		167.04	-1,668.24
General Journal	01/13/2026	879		BILL 01/13...			10150 · WF...		206.00	-1,874.24
General Journal	01/13/2026	880		BILL 01/13...			10150 · WF...		500.00	-2,374.24
Bill Pmt -Check	01/15/2026	Bill.c...	Bound Tree Med...	https://app...			20000 · Acc...		885.89	-3,260.13
Bill Pmt -Check	01/15/2026	Bill.c...	Banner Goldfield...	https://app...			20000 · Acc...		551.00	-3,811.13
Bill Pmt -Check	01/15/2026	Bill.c...	Prophet Network...	https://app...			20000 · Acc...		406.00	-4,217.13
Bill Pmt -Check	01/15/2026	Bill.c...	UNITED HEALT...	https://app...			20000 · Acc...		298.26	-4,515.39
Bill Pmt -Check	01/15/2026	Bill.c...	UNITED HEALT...	https://app...			20000 · Acc...		1,251.86	-5,767.25
Bill Pmt -Check	01/15/2026	Bill.c...	Arizona Fire Ser...	https://app...			20000 · Acc...		80.00	-5,847.25
Bill Pmt -Check	01/15/2026	Bill.c...	United Fire Equi...	https://app...			20000 · Acc...		216.17	-6,063.42

## Superstition Fire & Medical District Transaction Detail by Account January 2026

Type	Date	Num	Name	Memo	Class	Clr	Split	Debit	Credit	Balance
Bill Pmt -Check	01/15/2026	Bill.c...	UNITED HEALT...	https://app...			20000 · Acc...		1,399.50	-7,462.92
Bill Pmt -Check	01/15/2026	Bill.c...	UNITED HEALT...	https://app...			20000 · Acc...		1,262.03	-8,724.95
Bill Pmt -Check	01/15/2026	Bill.c...	UNITED HEALT...	https://app...			20000 · Acc...		262.39	-8,987.34
Bill Pmt -Check	01/15/2026	Bill.c...	Banner Goldfield...	https://app...			20000 · Acc...		1,358.80	-10,346.14
Bill Pmt -Check	01/15/2026	Bill.c...	Bound Tree Med...	https://app...			20000 · Acc...		2,339.95	-12,686.09
Bill Pmt -Check	01/15/2026	Bill.c...	CenturyLink	https://app...			20000 · Acc...		343.58	-13,029.67
Bill Pmt -Check	01/15/2026	Bill.c...	Bound Tree Med...	https://app...			20000 · Acc...		3,273.80	-16,303.47
Bill Pmt -Check	01/15/2026	Bill.c...	JAMES MUNDI...	https://app...			20000 · Acc...		126.55	-16,430.02
Bill Pmt -Check	01/15/2026	Bill.c...	THOMAS MOORE	https://app...			20000 · Acc...		30.00	-16,460.02
Bill Pmt -Check	01/15/2026	Bill.c...	Banner Desert ...	https://app...			20000 · Acc...		11.60	-16,471.62
Bill Pmt -Check	01/15/2026	Bill.c...	UNITED HEALT...	https://app...			20000 · Acc...		1,258.99	-17,730.61
Bill Pmt -Check	01/15/2026	Bill.c...	Bud's Bulk Ice S...	https://app...			20000 · Acc...		391.58	-18,122.19
Bill Pmt -Check	01/15/2026	Bill.c...	Factory Motor P...	https://app...			20000 · Acc...		218.65	-18,340.84
Bill Pmt -Check	01/15/2026	Bill.c...	City of Mesa	https://app...			20000 · Acc...		1,308.00	-19,648.84
Bill Pmt -Check	01/15/2026	Bill.c...	Fleetpride, Inc	https://app...			20000 · Acc...		693.10	-20,341.94
Bill Pmt -Check	01/15/2026	Bill.c...	Bound Tree Med...	https://app...			20000 · Acc...		1,118.75	-21,460.69
Bill Pmt -Check	01/15/2026	Bill.c...	Verizon Wireles...	https://app...			20000 · Acc...		1,999.56	-23,460.25
Bill Pmt -Check	01/15/2026	Bill.c...	Bound Tree Med...	https://app...			20000 · Acc...		1,818.33	-25,278.58
Bill Pmt -Check	01/15/2026	Bill.c...	Bound Tree Med...	https://app...			20000 · Acc...		55.38	-25,333.96
Bill Pmt -Check	01/15/2026	Bill.c...	L.N. Curtis & Sons	https://app...			20000 · Acc...		11,518.74	-36,852.70
Bill Pmt -Check	01/15/2026	Bill.c...	AETNA	https://app...			20000 · Acc...		334.28	-37,186.98
Bill Pmt -Check	01/15/2026	Bill.c...	JACK SLIPPER...	https://app...			20000 · Acc...		171.13	-37,358.11
Bill Pmt -Check	01/15/2026	Bill.c...	Bound Tree Med...	https://app...			20000 · Acc...		1,456.33	-38,814.44
Bill Pmt -Check	01/15/2026	Bill.c...	O'Reilly Automot...	https://app...			20000 · Acc...		32.71	-38,847.15
Bill Pmt -Check	01/15/2026	Bill.c...	AT&T Mobility-CC	https://app...			20000 · Acc...		142.97	-38,990.12
Bill Pmt -Check	01/15/2026	Bill.c...	Arizona Fire Ser...	https://app...			20000 · Acc...		80.00	-39,070.12
Bill Pmt -Check	01/15/2026	Bill.c...	UNITED HEALT...	https://app...			20000 · Acc...		1,361.82	-40,431.94
Bill Pmt -Check	01/15/2026	Bill.c...	CHERYL ABRA...	https://app...			20000 · Acc...		25.00	-40,456.94
Bill Pmt -Check	01/15/2026	Bill.c...	Bound Tree Med...	https://app...			20000 · Acc...		91.17	-40,548.11
Bill Pmt -Check	01/15/2026	Bill.c...	Mediacom	https://app...			20000 · Acc...		229.95	-40,778.06
Bill Pmt -Check	01/15/2026	Bill.c...	Banner Goldfield...	https://app...			20000 · Acc...		1,068.90	-41,846.96
Bill Pmt -Check	01/15/2026	Bill.c...	Medline Industri...	https://app...			20000 · Acc...		373.12	-42,220.08
Bill Pmt -Check	01/15/2026	Bill.c...	San Tan Auto P...	https://app...			20000 · Acc...		100.00	-42,320.08
Bill Pmt -Check	01/15/2026	Bill.c...	Bakertilly	https://app...			20000 · Acc...		4,200.00	-46,520.08
Bill Pmt -Check	01/15/2026	Bill.c...	Gecko Service P...	https://app...			20000 · Acc...		4,668.30	-51,188.38
Bill Pmt -Check	01/15/2026	Bill.c...	UNITED HEALT...	https://app...			20000 · Acc...		1,306.84	-52,495.22
Bill Pmt -Check	01/15/2026	Bill.c...	United Fire Equi...	https://app...			20000 · Acc...		129.71	-52,624.93
Bill Pmt -Check	01/15/2026	Bill.c...	O'Reilly Automot...	https://app...			20000 · Acc...		19.88	-52,644.81
Bill Pmt -Check	01/15/2026	Bill.c...	UNITED HEALT...	https://app...			20000 · Acc...		1,394.05	-54,038.86
Bill Pmt -Check	01/15/2026	Bill.c...	Bud's Bulk Ice S...	https://app...			20000 · Acc...		330.48	-54,369.34
Bill Pmt -Check	01/15/2026	Bill.c...	Bound Tree Med...	https://app...			20000 · Acc...		1.80	-54,371.14
Bill Pmt -Check	01/15/2026	Bill.c...	Bound Tree Med...	https://app...			20000 · Acc...		2,455.21	-56,826.35
Bill Pmt -Check	01/15/2026	Bill.c...	Bound Tree Med...	https://app...			20000 · Acc...		340.35	-57,166.70
Bill Pmt -Check	01/15/2026	Bill.c...	Bud's Bulk Ice S...	https://app...			20000 · Acc...		417.76	-57,584.46
Bill Pmt -Check	01/15/2026	Bill.c...	Bound Tree Med...	https://app...			20000 · Acc...		2,260.90	-59,845.36
Bill Pmt -Check	01/15/2026	Bill.c...	UNITED HEALT...	https://app...			20000 · Acc...		1,286.48	-61,131.84
Bill Pmt -Check	01/15/2026	Bill.c...	AT & T Mobility	https://app...			20000 · Acc...		9,228.24	-70,360.08
Bill Pmt -Check	01/15/2026	Bill.c...	AAPAK	https://app...			20000 · Acc...		401.40	-70,761.48
Bill Pmt -Check	01/15/2026	Bill.c...	O'Reilly Automot...	https://app...			20000 · Acc...		35.23	-70,796.71
Bill Pmt -Check	01/15/2026	Bill.c...	Bound Tree Med...	https://app...			20000 · Acc...		4,439.61	-75,236.32

## Superstition Fire & Medical District Transaction Detail by Account January 2026

Type	Date	Num	Name	Memo	Class	Clr	Split	Debit	Credit	Balance
Bill Pmt -Check	01/15/2026	Bill.c...	Prophet Network...	https://app...			20000 · Acc...		3,681.58	-78,917.90
Bill Pmt -Check	01/15/2026	Bill.c...	Double Duo Jani...	https://app...			20000 · Acc...		280.00	-79,197.90
Bill Pmt -Check	01/15/2026	Bill.c...	BERKLEY RISK	https://app...			20000 · Acc...		1,670.04	-80,867.94
Bill Pmt -Check	01/15/2026	Bill.c...	O'Reilly Automot...	https://app...			20000 · Acc...		298.07	-81,166.01
Bill Pmt -Check	01/15/2026	Bill.c...	Freightliner Of A...	https://app...			20000 · Acc...		752.44	-81,918.45
Bill Pmt -Check	01/15/2026	Bill.c...	Hughes Fire Eq...	https://app...			20000 · Acc...		571.18	-82,489.63
Bill Pmt -Check	01/15/2026	Bill.c...	San Tan Auto P...	https://app...			20000 · Acc...		548.71	-83,038.34
Bill Pmt -Check	01/15/2026	Bill.c...	San Tan Auto P...	https://app...			20000 · Acc...		85.15	-83,123.49
Bill Pmt -Check	01/15/2026	Bill.c...	Pitney Bowes Inc	https://app...			20000 · Acc...		187.64	-83,311.13
Bill Pmt -Check	01/15/2026	Bill.c...	City of Apache J...	https://app...			20000 · Acc...	10,319.86		-93,630.99
Bill Pmt -Check	01/15/2026	Bill.c...	Bound Tree Med...	https://app...			20000 · Acc...	4,876.32		-98,507.31
Bill Pmt -Check	01/15/2026	Bill.c...	Bound Tree Med...	https://app...			20000 · Acc...	3,319.60		-101,826.91
Bill Pmt -Check	01/15/2026	Bill.c...	O'Reilly Automot...	https://app...			20000 · Acc...	25.34		-101,852.25
Bill Pmt -Check	01/15/2026	Bill.c...	Bud's Bulk Ice S...	https://app...			20000 · Acc...	505.04		-102,357.29
Bill Pmt -Check	01/15/2026	Bill.c...	Bud's Bulk Ice S...	https://app...			20000 · Acc...	199.56		-102,556.85
Bill Pmt -Check	01/15/2026	Bill.c...	Hughes Fire Eq...	https://app...			20000 · Acc...	116.90		-102,673.75
Bill Pmt -Check	01/15/2026	Bill.c...	CenturyLink	https://app...			20000 · Acc...	115.38		-102,789.13
Bill Pmt -Check	01/15/2026	Bill.c...	Bound Tree Med...	https://app...			20000 · Acc...	483.20		-103,272.33
Bill Pmt -Check	01/15/2026	Bill.c...	Arizona Fire Ser...	https://app...			20000 · Acc...	80.00		-103,352.33
Bill Pmt -Check	01/15/2026	Bill.c...	Prophet Network...	https://app...			20000 · Acc...	763.70		-104,116.03
Bill Pmt -Check	01/15/2026	Bill.c...	UNITED HEALT...	https://app...			20000 · Acc...	1,376.02		-105,492.05
General Journal	01/15/2026	883		BILL 01/15...			10150 · WF...	127,126.02		21,633.97
Bill Pmt -Check	01/15/2026	Bill.c...	Bound Tree Med...	https://app...			20000 · Acc...	27.49		21,606.48
Bill Pmt -Check	01/15/2026	Bill.c...	GILBERT RAMI...	https://app...			20000 · Acc...	1,581.94		20,024.54
Bill Pmt -Check	01/15/2026	Bill.c...	THOMAS MOORE	https://app...			20000 · Acc...	30.00		19,994.54
Bill Pmt -Check	01/15/2026	Bill.c...	Arizona Fire Ser...	https://app...			20000 · Acc...	80.00		19,914.54
Bill Pmt -Check	01/15/2026	Bill.c...	UNITED HEALT...	https://app...			20000 · Acc...	1,267.14		18,647.40
Bill Pmt -Check	01/15/2026	Bill.c...	San Tan Auto P...	https://app...			20000 · Acc...	100.16		18,547.24
Bill Pmt -Check	01/15/2026	Bill.c...	Hughes Fire Eq...	https://app...			20000 · Acc...	152.55		18,394.69
Bill Pmt -Check	01/15/2026	Bill.c...	Bound Tree Med...	https://app...			20000 · Acc...	2,595.94		15,798.75
Bill Pmt -Check	01/15/2026	Bill.c...	Mesa Fire/Medic...	https://app...			20000 · Acc...	14,330.00		1,468.75
Bill Pmt -Check	01/15/2026	Bill.c...	Freightliner Of A...	https://app...			20000 · Acc...	1,468.75		0.00
General Journal	01/21/2026	884		BILL 01/21...			10150 · WF...	11.60		-11.60
Bill Pmt -Check	01/22/2026	Bill.c...	relevant Digital ...	https://app...			20000 · Acc...	99.00		-110.60
Bill Pmt -Check	01/22/2026	Bill.c...	Hughes Fire Eq...	https://app...			20000 · Acc...	830.22		-940.82
Bill Pmt -Check	01/22/2026	Bill.c...	Heartfit For Duty...	https://app...			20000 · Acc...	1,362.60		-2,303.42
Bill Pmt -Check	01/22/2026	Bill.c...	Bound Tree Med...	https://app...			20000 · Acc...	601.43		-2,904.85
Bill Pmt -Check	01/22/2026	Bill.c...	Bound Tree Med...	https://app...			20000 · Acc...	1,276.20		-4,181.05
Bill Pmt -Check	01/22/2026	Bill.c...	Bound Tree Med...	https://app...			20000 · Acc...	3.37		-4,184.42
Bill Pmt -Check	01/22/2026	Bill.c...	Pioneer Distribut...	https://app...			20000 · Acc...	591.16		-4,775.58
Bill Pmt -Check	01/22/2026	Bill.c...	Hughes Fire Eq...	https://app...			20000 · Acc...	491.70		-5,267.28
Bill Pmt -Check	01/22/2026	Bill.c...	Hughes Fire Eq...	https://app...			20000 · Acc...	2,741.87		-8,009.15
Bill Pmt -Check	01/22/2026	Bill.c...	Hughes Fire Eq...	https://app...			20000 · Acc...	1,073.71		-9,082.86
Bill Pmt -Check	01/22/2026	Bill.c...	O'Reilly Automot...	https://app...			20000 · Acc...	19.68		-9,102.54
Bill Pmt -Check	01/22/2026	Bill.c...	San Tan Auto P...	https://app...			20000 · Acc...	1,243.31		-10,345.85
Bill Pmt -Check	01/22/2026	Bill.c...	Bound Tree Med...	https://app...			20000 · Acc...	24.87		-10,370.72
Bill Pmt -Check	01/22/2026	Bill.c...	Bound Tree Med...	https://app...			20000 · Acc...	1,041.83		-11,412.55
Bill Pmt -Check	01/22/2026	Bill.c...	Arizona Propane	https://app...			20000 · Acc...	379.02		-11,791.57
Bill Pmt -Check	01/22/2026	Bill.c...	United Fire Equi...	https://app...			20000 · Acc...	185.01		-11,976.58
Bill Pmt -Check	01/22/2026	Bill.c...	W.W.Williams P...	https://app...			20000 · Acc...	234.61		-12,211.19

## Superstition Fire & Medical District Transaction Detail by Account January 2026

Type	Date	Num	Name	Memo	Class	Clr	Split	Debit	Credit	Balance
General Journal	01/22/2026	885		BILL 01/22...			10150 · WF...	26,297.73		14,086.54
Bill Pmt -Check	01/22/2026	Bill.c...	Above and Beyo...	https://app...			20000 · Acc...		125.00	13,961.54
Bill Pmt -Check	01/22/2026	Bill.c...	Jonoco, LLC	https://app...			20000 · Acc...		12,593.00	1,368.54
Bill Pmt -Check	01/22/2026	Bill.c...	Bound Tree Med...	https://app...			20000 · Acc...		64.26	1,304.28
Bill Pmt -Check	01/22/2026	Bill.c...	Support Paymen...	https://app...			20000 · Acc...		1,304.28	0.00
General Journal	01/23/2026	886		BILL 01/23...			10150 · WF...	1,000.00		1,000.00
Bill Pmt -Check	01/23/2026	Bill.c...	Under the Shield...	https://app...			20000 · Acc...		1,000.00	0.00
General Journal	01/26/2026	887		BILL 01/26...			10150 · WF...		25.00	-25.00
Bill Pmt -Check	01/30/2026	Bill.c...	Arizona Water C...	https://app...			20000 · Acc...		39.18	-64.18
Bill Pmt -Check	01/30/2026	Bill.c...	Apache Junction...	https://app...			20000 · Acc...		69.49	-133.67
Bill Pmt -Check	01/30/2026	Bill.c...	James Vincent ...	https://app...			20000 · Acc...		5,100.00	-5,233.67
Bill Pmt -Check	01/30/2026	Bill.c...	San Tan Auto P...	https://app...			20000 · Acc...		98.93	-5,332.60
Bill Pmt -Check	01/30/2026	Bill.c...	United Fire Equi...	https://app...			20000 · Acc...		664.26	-5,996.86
Bill Pmt -Check	01/30/2026	Bill.c...	AT& T Mobility	https://app...			20000 · Acc...		2,680.24	-8,677.10
Bill Pmt -Check	01/30/2026	Bill.c...	United Fire Equi...	https://app...			20000 · Acc...		512.39	-9,189.49
Bill Pmt -Check	01/30/2026	Bill.c...	United Fire Equi...	https://app...			20000 · Acc...		136.18	-9,325.67
Bill Pmt -Check	01/30/2026	Bill.c...	Jonoco, LLC	https://app...			20000 · Acc...		4,823.00	-14,148.67
Bill Pmt -Check	01/30/2026	Bill.c...	Arizona Water C...	https://app...			20000 · Acc...		54.58	-14,203.25
Bill Pmt -Check	01/30/2026	Bill.c...	Southern Tire M...	https://app...			20000 · Acc...		407.13	-14,610.38
Bill Pmt -Check	01/30/2026	Bill.c...	United Fire Equi...	https://app...			20000 · Acc...		251.04	-14,861.42
Bill Pmt -Check	01/30/2026	Bill.c...	San Tan Auto P...	https://app...			20000 · Acc...		130.69	-14,992.11
Bill Pmt -Check	01/30/2026	Bill.c...	Ginco Plumbing ...	https://app...			20000 · Acc...		375.00	-15,367.11
Bill Pmt -Check	01/30/2026	Bill.c...	United Fire Equi...	https://app...			20000 · Acc...		45.78	-15,412.89
Bill Pmt -Check	01/30/2026	Bill.c...	Liberty Utilities AZ	https://app...			20000 · Acc...		69.81	-15,482.70
Bill Pmt -Check	01/30/2026	Bill.c...	United Fire Equi...	https://app...			20000 · Acc...		78.36	-15,561.06
Bill Pmt -Check	01/30/2026	Bill.c...	Arizona Water C...	https://app...			20000 · Acc...		116.05	-15,677.11
Bill Pmt -Check	01/30/2026	Bill.c...	Hughes Fire Eq...	https://app...			20000 · Acc...		13.87	-15,690.98
Bill Pmt -Check	01/30/2026	Bill.c...	United Fire Equi...	https://app...			20000 · Acc...		353.08	-16,044.06
Bill Pmt -Check	01/30/2026	Bill.c...	Arizona PPE Re...	https://app...			20000 · Acc...		1,195.00	-17,239.06
Bill Pmt -Check	01/30/2026	Bill.c...	Pitney Bowes B...	https://app...			20000 · Acc...		1,500.00	-18,739.06
Bill Pmt -Check	01/30/2026	Bill.c...	Hughes Fire Eq...	https://app...			20000 · Acc...		164.54	-18,903.60
Bill Pmt -Check	01/30/2026	Bill.c...	United Fire Equi...	https://app...			20000 · Acc...		724.64	-19,628.24
Bill Pmt -Check	01/30/2026	Bill.c...	Hughes Fire Eq...	https://app...			20000 · Acc...		7,871.04	-27,499.28
Bill Pmt -Check	01/30/2026	Bill.c...	United Fire Equi...	https://app...			20000 · Acc...		18.11	-27,517.39
Bill Pmt -Check	01/30/2026	Bill.c...	Arizona PPE Re...	https://app...			20000 · Acc...		125.00	-27,642.39
Bill Pmt -Check	01/30/2026	Bill.c...	Bound Tree Med...	https://app...			20000 · Acc...		1,407.90	-29,050.29
Bill Pmt -Check	01/30/2026	Bill.c...	Arizona Water C...	https://app...			20000 · Acc...		305.35	-29,355.64
Bill Pmt -Check	01/30/2026	Bill.c...	Delta Dental Ins...	https://app...			20000 · Acc...		928.68	-30,284.32
Bill Pmt -Check	01/30/2026	Bill.c...	Freightliner Of A...	https://app...			20000 · Acc...		369.37	-30,653.69
Bill Pmt -Check	01/30/2026	Bill.c...	Stryker Sales, L...	https://app...			20000 · Acc...		1,089.51	-31,743.20
Bill Pmt -Check	01/30/2026	Bill.c...	W.W.Williams P...	https://app...			20000 · Acc...		412.18	-32,155.38
Bill Pmt -Check	01/30/2026	Bill.c...	Liberty Utilities AZ	https://app...			20000 · Acc...		58.43	-32,213.81
Bill Pmt -Check	01/30/2026	Bill.c...	Arizona Water C...	https://app...			20000 · Acc...		143.06	-32,356.87
Bill Pmt -Check	01/30/2026	Bill.c...	RWC Internation...	https://app...			20000 · Acc...		197.39	-32,554.26
Bill Pmt -Check	01/30/2026	Bill.c...	United Fire Equi...	https://app...			20000 · Acc...		629.54	-33,183.80
Bill Pmt -Check	01/30/2026	Bill.c...	Honeywell Intl In...	https://app...			20000 · Acc...		4,020.22	-37,204.02
Bill Pmt -Check	01/30/2026	Bill.c...	Medline Industri...	https://app...			20000 · Acc...		373.12	-37,577.14
Bill Pmt -Check	01/30/2026	Bill.c...	United Fire Equi...	https://app...			20000 · Acc...		973.54	-38,550.68
Bill Pmt -Check	01/30/2026	Bill.c...	Bound Tree Med...	https://app...			20000 · Acc...		1,538.28	-40,088.96
Bill Pmt -Check	01/30/2026	Bill.c...	United Fire Equi...	https://app...			20000 · Acc...		379.38	-40,468.34

## Superstition Fire & Medical District Transaction Detail by Account January 2026

Type	Date	Num	Name	Memo	Class	Clr	Split	Debit	Credit	Balance
Bill Pmt -Check	01/30/2026	Bill.c...	Bound Tree Med...	https://app...			20000 · Acc...		103.62	-40,571.96
Bill Pmt -Check	01/30/2026	Bill.c...	United Fire Equi...	https://app...			20000 · Acc...		187.29	-40,759.25
Bill Pmt -Check	01/30/2026	Bill.c...	Magic Pest Cont...	https://app...			20000 · Acc...		500.00	-41,259.25
Bill Pmt -Check	01/30/2026	Bill.c...	Professional Sal...	https://app...			20000 · Acc...		759.12	-42,018.37
Bill Pmt -Check	01/30/2026	Bill.c...	Fleetpride, Inc	https://app...			20000 · Acc...		38.27	-42,056.64
Bill Pmt -Check	01/30/2026	Bill.c...	AAPAK	https://app...			20000 · Acc...		111.26	-42,167.90
Bill Pmt -Check	01/30/2026	Bill.c...	Bound Tree Med...	https://app...			20000 · Acc...		24.87	-42,192.77
Bill Pmt -Check	01/30/2026	Bill.c...	Ginco Plumbing ...	https://app...			20000 · Acc...		375.00	-42,567.77
Bill Pmt -Check	01/30/2026	Bill.c...	Standard Insura...	https://app...			20000 · Acc...	5,544.19		-48,111.96
Bill Pmt -Check	01/30/2026	Bill.c...	U.S. BANK EQU...	https://app...			20000 · Acc...	264.70		-48,376.66
Bill Pmt -Check	01/30/2026	Bill.c...	Lauren Daniel	https://app...			20000 · Acc...	750.60		-49,127.26
Bill Pmt -Check	01/30/2026	Bill.c...	Stryker Sales, L...	https://app...			20000 · Acc...	362.98		-49,490.24
Bill Pmt -Check	01/30/2026	Bill.c...	Bound Tree Med...	https://app...			20000 · Acc...	1,868.34		-51,358.58
Bill Pmt -Check	01/30/2026	Bill.c...	United Fire Equi...	https://app...			20000 · Acc...	242.19		-51,600.77
Bill Pmt -Check	01/30/2026	Bill.c...	Stryker Sales, L...	https://app...			20000 · Acc...	1,089.51		-52,690.28
Bill Pmt -Check	01/30/2026	Bill.c...	United Fire Equi...	https://app...			20000 · Acc...	218.18		-52,908.46
Bill Pmt -Check	01/30/2026	Bill.c...	United Fire Equi...	https://app...			20000 · Acc...	10.93		-52,919.39
Bill Pmt -Check	01/30/2026	Bill.c...	United Fire Equi...	https://app...			20000 · Acc...	254.74		-53,174.13
Bill Pmt -Check	01/30/2026	Bill.c...	Fleetpride, Inc	https://app...			20000 · Acc...	36.15		-53,210.28
Bill Pmt -Check	01/30/2026	Bill.c...	Bound Tree Med...	https://app...			20000 · Acc...	24.87		-53,235.15
Bill Pmt -Check	01/30/2026	Bill.c...	O'Reilly Automot...	https://app...			20000 · Acc...	560.38		-53,795.53
Bill Pmt -Check	01/30/2026	Bill.c...	Mediacom	https://app...			20000 · Acc...	446.91		-54,242.44
Bill Pmt -Check	01/30/2026	Bill.c...	Chandler Region...	https://app...			20000 · Acc...	8.18		-54,250.62
Bill Pmt -Check	01/30/2026	Bill.c...	Arizona Water C...	https://app...			20000 · Acc...	87.31		-54,337.93
Bill Pmt -Check	01/30/2026	Bill.c...	BPCWS, PLLC	https://app...			20000 · Acc...	9,642.90		-63,980.83
Bill Pmt -Check	01/30/2026	Bill.c...	United Fire Equi...	https://app...			20000 · Acc...	267.55		-64,248.38
Bill Pmt -Check	01/30/2026	Bill.c...	Arizona Water C...	https://app...			20000 · Acc...	52.90		-64,301.28
Bill Pmt -Check	01/30/2026	Bill.c...	Ginco Plumbing ...	https://app...			20000 · Acc...	375.00		-64,676.28
Bill Pmt -Check	01/30/2026	Bill.c...	United Fire Equi...	https://app...			20000 · Acc...	34.59		-64,710.87
Bill Pmt -Check	01/30/2026	Bill.c...	IAFF Health & ...	https://app...			20000 · Acc...	154,451.81		-219,162.68
Bill Pmt -Check	01/30/2026	Bill.c...	Arizona Water C...	https://app...			20000 · Acc...	89.09		-219,251.77
Bill Pmt -Check	01/30/2026	Bill.c...	United Fire Equi...	https://app...			20000 · Acc...	649.17		-219,900.94
General Journal	01/30/2026	888		BILL 01/30...			10150 · WF...	241,860.06		21,959.12
Bill Pmt -Check	01/30/2026	Bill.c...	Arizona Water C...	https://app...			20000 · Acc...		52.90	21,906.22
Bill Pmt -Check	01/30/2026	Bill.c...	Arizona Water C...	https://app...			20000 · Acc...		292.44	21,613.78
Bill Pmt -Check	01/30/2026	Bill.c...	United Fire Equi...	https://app...			20000 · Acc...		931.99	20,681.79
Bill Pmt -Check	01/30/2026	Bill.c...	Municipal Emerg...	https://app...			20000 · Acc...		4,811.31	15,870.48
Bill Pmt -Check	01/30/2026	Bill.c...	Apache Junction...	https://app...			20000 · Acc...		4,500.00	11,370.48
Bill Pmt -Check	01/30/2026	Bill.c...	Arizona PPE Re...	https://app...			20000 · Acc...		179.50	11,190.98
Bill Pmt -Check	01/30/2026	Bill.c...	O'Reilly Automot...	https://app...			20000 · Acc...		18.57	11,172.41
Bill Pmt -Check	01/30/2026	Bill.c...	Bound Tree Med...	https://app...			20000 · Acc...		3.51	11,168.90
Bill Pmt -Check	01/30/2026	Bill.c...	Hughes Fire Eq...	https://app...			20000 · Acc...		86.53	11,082.37
Bill Pmt -Check	01/30/2026	Bill.c...	O'Reilly Automot...	https://app...			20000 · Acc...		186.05	10,896.32
Bill Pmt -Check	01/30/2026	Bill.c...	Delta Dental Ins...	https://app...			20000 · Acc...	6,975.89		3,920.43
Bill Pmt -Check	01/30/2026	Bill.c...	United Fire Equi...	https://app...			20000 · Acc...		836.88	3,083.55
Bill Pmt -Check	01/30/2026	Bill.c...	Arizona Water C...	https://app...			20000 · Acc...		54.58	3,028.97
Bill Pmt -Check	01/30/2026	Bill.c...	Arizona PPE Re...	https://app...			20000 · Acc...		900.00	2,128.97
Bill Pmt -Check	01/30/2026	Bill.c...	Southern Tire M...	https://app...			20000 · Acc...	1,795.49		333.48
Bill Pmt -Check	01/30/2026	Bill.c...	Apache Junction...	https://app...			20000 · Acc...		66.39	267.09
Bill Pmt -Check	01/30/2026	Bill.c...	Apache Junction...	https://app...			20000 · Acc...		267.09	0.00

5:55 PM

02/10/26

Accrual Basis

## Superstition Fire & Medical District Transaction Detail by Account January 2026

Type	Date	Num	Name	Memo	Class	Clr	Split	Debit	Credit	Balance
Total 1072 · Bill.com Money Out Clearing								692,556.63	692,556.63	0.00
<b>11000 · Petty Cash - Accounting</b>										
Bill Pmt -Check	01/13/2026		O'Reilly Automot...	QuickBook...			20000 · Acc...	0.00		0.00
Bill Pmt -Check	01/27/2026		Freightliner Of A...	QuickBook...			20000 · Acc...	0.00		0.00
Total 11000 · Petty Cash - Accounting								0.00	0.00	0.00
<b>TOTAL</b>								<b>4,089,491.23</b>	<b>5,113,384.89</b>	<b>-1,023,893.66</b>



# Superstition Fire and Medical District

Fiscal Year Begins: Jul-25

## Twelve-Month Cash Flow

Superstition Fire and Medical District

	Beginning	Jul-25	Aug-25	Sep-25	Oct-25	Nov-25	Dec-25	Jan-26	Feb-26	Mar-26	Apr-26	May-26	Jun-26	Monthly Average	Overview
<b>Cash Summary</b>															
<b>Cash on Hand</b> (beginning of month)	8,740,274	8,740,274	6,678,443	4,731,229	6,182,279	8,401,314	8,651,341	12,895,237	11,829,408	10,658,321	10,040,797	9,983,076	13,235,631	9,335,612	
<b>Cash Available</b> (on hand + receipts, before cash out)	8,740,274	9,249,570	7,809,339	7,782,926	10,601,917	10,429,414	15,774,816	14,431,312	12,885,163	11,972,121	12,138,697	15,189,376	14,893,674	11,929,860	
<b>Cash Position</b> (end of month)	8,740,274	6,678,443	4,731,229	6,182,279	8,401,314	8,651,341	12,895,237	11,829,408	10,658,321	10,040,797	9,983,076	13,235,631	8,719,360	9,333,870	
<b>Cash Receipts</b>															
Tax Levy Revenue		77,447	266,258	2,646,276	3,975,464	1,719,583	6,527,261	695,157	431,055	724,500	1,514,300	4,641,400	276,262	1,957,914	
Non-Tax Levy Revenue		431,850	864,638	405,421	444,174	308,517	596,214	840,918	624,700	589,300	583,600	564,900	681,906	578,011	
Transfers		0	0	0	0	0	0	0	0	0	0	0	699,875	58,323	
<b>Total Cash Receipts</b>		<b>509,297</b>	<b>1,130,895</b>	<b>3,051,697</b>	<b>4,419,638</b>	<b>2,028,100</b>	<b>7,123,475</b>	<b>1,536,075</b>	<b>1,055,755</b>	<b>1,313,800</b>	<b>2,097,900</b>	<b>5,206,300</b>	<b>1,658,043</b>	<b>2,594,248</b>	
<b>Cash Paid Out</b>															
Disbursements		2,571,127	3,078,110	1,600,647	2,200,603	1,778,073	2,879,579	2,601,903	2,226,842	1,931,324	2,155,621	1,953,745	4,174,314	2,429,324	
Transfers			0	0	0	0	0	0	0	0	0	0	2,000,000	181,818	
<b>Total Cash Paid Out</b>		<b>2,571,127</b>	<b>3,078,110</b>	<b>1,600,647</b>	<b>2,200,603</b>	<b>1,778,073</b>	<b>2,879,579</b>	<b>2,601,903</b>	<b>2,226,842</b>	<b>1,931,324</b>	<b>2,155,621</b>	<b>1,953,745</b>	<b>6,174,314</b>	<b>2,595,991</b>	
		(Actual)	(Actual)	(Actual)	(Actual)	(Actual)	(Actual)	(Actual)	(Budget)	(Budget)	(Budget)	(Budget)	(Budget)		

\*This includes the General Fund, Transport Services Fund and Special Revenue Fund