



Superstition Fire and Medical District

Monthly Financial Report

Monthly Financial Report – November 2025

Attached are the following for your information and review:

1. Balance Sheet as of November 30, 2025.
2. Summary of reconciled cash balances on November 30, 2025.
3. Income Statement of Revenues and Expenditures for November 2025, including budget to actual and year-to-date balances.
4. PPT Graphs
5. November 2025 Disbursements.
6. 12-Month Cash Flow.

Key points:

- Total Revenue for November is \$2,018,583, which is \$450,717 under budget.
 - Tax Levy Revenue for November is \$297,038 under budget driven by timing of property tax collections.
 - Non-Tax Levy Revenue for November is \$313,221, which is \$153,679 under budget driven by lower transport revenue due to the government shutdown.
- Total Expenses for November is \$1,984,694, which is \$149,221 under budget.
 - Managerial expenses are under budget by \$94,430, driven by timing of professional fee invoices and election expenses.
 - Vehicles and Equipment expenses are under budget by \$37,274, driven lower vehicle repair and maintenance costs offset by timing of EMS disposables.
 - Communications and IT expenses are over budget by \$15,324, driven by timing of dispatch fees.
- Year-to-Date Revenue is \$10,678,801, which is under budget \$4,138,399, driven by the delay in property tax collections.
- Year-to-Date Expense is \$10,042,488, which is under budget \$897,610, driven by lower expenses across all categories.
- Total Cash as of November 2025 was \$15,053,009, which is a decrease of \$2,992,080 from last year driven by timing of property tax collections.

Please contact Ben Archer-Clowes for any questions or concerns regarding this report.

Superstition Fire & Medical District
Balance Sheet Prev Year Comparison
As of November 30, 2025

	Nov 30, 25	Nov 30, 24	\$ Change
ASSETS			
Current Assets			
Checking/Savings			
10100 · Fund Cash - General (M&O)	6,028,719.51	8,489,875.64	-2,461,156.13
10120 · Ambulance Operating	688,363.90	24,185.82	664,178.08
10130 · Ambulance Payroll	211,150.19	153,026.21	58,123.98
10140 · Transport Lockbox	59,571.46	346,577.52	-287,006.06
10150 · Payroll Account	1,311,187.77	1,487,913.18	-176,725.41
10200 · Fund Cash - Capital Projects	2,443,600.52	2,720,994.79	-277,394.27
10400 · Special Revenue Fund	352,348.35	322,980.68	29,367.67
10500 · Fund Cash - Bond Proceeds 2006	297,257.85	937,421.30	-640,163.45
10600 · Debt Retirement Interest	18,184.74	36,676.77	-18,492.03
10700 · Contingency Reserve Fund Cash	3,642,624.93	3,523,628.26	118,996.67
1072 · Bill.com Money Out Clearing	0.00	1,708.97	-1,708.97
11000 · Petty Cash - Accounting	0.00	100.00	-100.00
Total Checking/Savings	15,053,009.22	18,045,089.14	-2,992,079.92
Accounts Receivable			
13000 · Accounts Receivable	1,483,729.04	1,499,818.30	-16,089.26
Total Accounts Receivable	1,483,729.04	1,499,818.30	-16,089.26
Other Current Assets			
12001 · Undeposited Funds	0.00	5,457.31	-5,457.31
18700 · Construction in Progress	0.00	35,046.00	-35,046.00
Total Other Current Assets	0.00	40,503.31	-40,503.31
Total Current Assets	16,536,738.26	19,585,410.75	-3,048,672.49
Fixed Assets			
17001 · Vehicles	5,378,682.85	5,779,621.00	-400,938.15
17010 · Machinery and Equipment	1,373,891.79	1,076,963.00	296,928.79
17020 · Land	1,241,806.00	1,241,806.00	0.00
17030 · Building and Improvements	2,942,787.70	3,207,729.00	-264,941.30
17040 · Leasehold Improvements	3,527.80	0.00	3,527.80
Total Fixed Assets	10,940,696.14	11,306,119.00	-365,422.86
Other Assets			
16000 · Prepaid Items	110,549.67	3,129.54	107,420.13
17050 · Investment in Joint Venture	158,227.00	158,227.00	0.00
18010 · Deferred Outflows PSPRS	7,005,844.00	7,005,844.00	0.00
18015 · Deferred Outflows ASRS	224,133.00	224,133.00	0.00
Total Other Assets	7,498,753.67	7,391,333.54	107,420.13
TOTAL ASSETS	<u>34,976,188.07</u>	<u>38,282,863.29</u>	<u>-3,306,675.22</u>
LIABILITIES & EQUITY			
Liabilities			
Current Liabilities			
Accounts Payable			
20000 · Accounts Payable	206,546.53	547,013.94	-340,467.41
Total Accounts Payable	206,546.53	547,013.94	-340,467.41
Credit Cards			
	-71.00	14,666.18	-14,737.18
Other Current Liabilities			
21000 · Payroll Liabilities	824,856.65	663,253.39	161,603.26
21100 · Compensated Absenses	2,511,229.00	2,511,229.00	0.00
21250 · Sales Tax Payable	0.00	87.96	-87.96
24020 · Accrued Interest Expense	19,585.00	19,585.00	0.00
25000 · Due To other funds	0.00	0.06	-0.06
26000 · Deferred Revenue	808,347.00	808,347.00	0.00
27000 · Bond Payable	29,073,000.00	30,537,000.00	-1,464,000.00

Superstition Fire & Medical District
Balance Sheet Prev Year Comparison
As of November 30, 2025

	Nov 30, 25	Nov 30, 24	\$ Change
27005 · Unamortized GADA Bond	54,910.00	54,910.00	0.00
27010 · Ambulance Lease Agreement	0.00	169,980.00	-169,980.00
27015 · Capital Lease Agreements	1,829,446.80	1,947,480.37	-118,033.57
29020 · Net Pension Liability PSPRS	6,291,671.00	6,291,671.00	0.00
Total Other Current Liabilities	41,413,045.45	43,003,543.78	-1,590,498.33
Total Current Liabilities	41,619,520.98	43,565,223.90	-1,945,702.92
Long Term Liabilities			
29025 · Net Pension Liability ASRS	1,429,014.00	1,429,014.00	0.00
Total Long Term Liabilities	1,429,014.00	1,429,014.00	0.00
Total Liabilities	43,048,534.98	44,994,237.90	-1,945,702.92
Equity			
31000 · Fund Balance	-9,057,880.00	-9,057,880.00	0.00
32000 · Retained Earnings	627,512.11	-2,640,119.85	3,267,631.96
Net Income	358,020.98	4,986,625.24	-4,628,604.26
Total Equity	-8,072,346.91	-6,711,374.61	-1,360,972.30
TOTAL LIABILITIES & EQUITY	34,976,188.07	38,282,863.29	-3,306,675.22

Superstition Fire and Medical District
Reconciliation Summary
Period Ending 11/30/2025

	General Fund	Ambulance	Capital Projects	Special Revenue	Bond Proceeds
	11/30/2025	Operating	11/30/2025	Fund	11/30/2025
	11/30/2025	11/30/2025	11/30/2025	11/30/2025	11/30/2025
Beginning Balance	5,976,945.44	689,999.57	2,164,499.98	350,479.99	249,491.19
Cleared Transactions					
Checks and Payments	(1,650,050.00)	-	-	-	-
Deposits and Credits	1,728,440.17	1,072.27	279,100.54	1,868.36	47,766.66
Total Cleared Transactions	<u>78,390.17</u>	<u>1,072.27</u>	<u>279,100.54</u>	<u>1,868.36</u>	<u>47,766.66</u>
Cleared Balance	<u>6,055,335.61</u>	<u>691,071.84</u>	<u>2,443,600.52</u>	<u>352,348.35</u>	<u>297,257.85</u>
Uncleared Transactions					
Checks and Payments	(26,616.10)	(2,707.94)	-	-	-
Deposits and Credits	-	-	-	-	-
Total Uncleared Transactions	<u>(26,616.10)</u>	<u>(2,707.94)</u>	<u>-</u>	<u>-</u>	<u>-</u>
Register Balance as of 11/30/2025	<u>6,028,719.51</u>	<u>688,363.90</u>	<u>2,443,600.52</u>	<u>352,348.35</u>	<u>297,257.85</u>
	Debt Retirement	Contingency	Transport	Ground	Payroll Account
	Interest	Reserve Fund	Lockbox	Transportaion	11/30/2025
	11/30/2025	11/30/2025	11/30/2025	11/30/2025	11/30/2025
Beginning Balance	15,550.90	3,633,496.01	70,626.42	278,735.62	1,063,850.98
Cleared Transactions					
Checks and Payments	-	-	(90,329.38)	(374,235.07)	(1,776,152.06)
Deposits and Credits	2,633.84	9,128.92	79,274.42	306,649.64	2,023,488.85
Total Cleared Transactions	<u>2,633.84</u>	<u>9,128.92</u>	<u>(11,054.96)</u>	<u>(67,585.43)</u>	<u>247,336.79</u>
	<u>18,184.74</u>	<u>3,642,624.93</u>	<u>59,571.46</u>	<u>211,150.19</u>	<u>1,311,187.77</u>
Uncleared Transactions					
Checks and Payments	-	-	-	-	-
Deposits and Credits	-	-	-	-	-
Total Uncleared Transactions	<u>-</u>	<u>-</u>	<u>-</u>	<u>-</u>	<u>-</u>
Register Balance as of 11/30/2025	<u>18,184.74</u>	<u>3,642,624.93</u>	<u>59,571.46</u>	<u>211,150.19</u>	<u>1,311,187.77</u>

Superstition Fire & Medical District Profit & Loss Budget Performance November 2025

	Nov 25	Budget	\$ Over Budget	Jul - Nov 25	YTD Budget	\$ Over Budget	Annual Budget
Ordinary Income/Expense							
Income							
4000 · Tax Levy Revenue	1,705,361.59	2,002,400.00	-297,038.41	8,611,462.71	12,521,400.00	-3,909,937.29	23,494,962.00
4200 · Non-Tax Levy Revenue	313,221.23	466,900.00	-153,678.77	2,067,338.33	2,295,800.00	-228,461.67	6,152,799.00
Total Income	2,018,582.82	2,469,300.00	-450,717.18	10,678,801.04	14,817,200.00	-4,138,398.96	29,647,761.00
Gross Profit	2,018,582.82	2,469,300.00	-450,717.18	10,678,801.04	14,817,200.00	-4,138,398.96	29,647,761.00
Expense							
5000 · Personnel Expenses	1,624,171.48	1,626,235.00	-2,063.52	8,551,256.21	8,855,358.00	-304,101.79	23,353,163.00
6100 · Building and Land	40,271.90	49,810.00	-9,538.10	241,996.14	249,050.00	-7,053.86	595,078.00
6200 · Vehicles & Equipment	80,585.84	117,860.00	-37,274.16	532,202.23	679,090.00	-146,887.77	1,570,306.00
6300 · Communication/IT	116,424.05	101,100.00	15,324.05	307,254.92	506,100.00	-198,845.08	1,215,837.00
6400 · Travel & Training	3,341.28	24,580.00	-21,238.72	56,902.14	136,000.00	-79,097.86	322,069.00
7100 · Managerial Expense	119,899.63	214,330.00	-94,430.37	352,876.65	514,500.00	-161,623.35	1,018,946.00
Total Expense	1,984,694.18	2,133,915.00	-149,220.82	10,042,488.29	10,940,098.00	-897,609.71	28,075,399.00
Net Ordinary Income	33,888.64	335,385.00	-301,496.36	636,312.75	3,877,102.00	-3,240,789.25	1,572,362.00
Other Income/Expense							
Other Income							
9001 · Transfers In from Other Funds	0.00	0.00	0.00	0.00	0.00	0.00	699,875.00
Total Other Income	0.00	0.00	0.00	0.00	0.00	0.00	699,875.00
Other Expense							
8500 · Debt Payments	0.00	0.00	0.00	0.00	0.00	0.00	60,497.00
9501 · Transfers Out to other Funds	0.00	0.00	0.00	0.00	0.00	0.00	2,000,000.00
Total Other Expense	0.00	0.00	0.00	0.00	0.00	0.00	2,060,497.00
Net Other Income	0.00	0.00	0.00	0.00	0.00	0.00	-1,360,622.00
Net Income	33,888.64	335,385.00	-301,496.36	636,312.75	3,877,102.00	-3,240,789.25	211,740.00

Superstition Fire & Medical District
Profit & Loss Budget Performance - General Fund
November 2025

	<u>Nov 25</u>	<u>Budget</u>	<u>\$ Over Budget</u>	<u>Jul - Nov 25</u>	<u>YTD Budget</u>	<u>\$ Over Budget</u>	<u>Annual Budget</u>
Ordinary Income/Expense							
Income							
4000 · Tax Levy Revenue	1,705,361.59	2,002,400.00	-297,038.41	8,611,462.71	12,521,400.00	-3,909,937.29	23,494,962.00
4200 · Non-Tax Levy Revenue	21,656.75	16,800.00	4,856.75	201,462.23	279,000.00	-77,537.77	889,500.00
Total Income	<u>1,727,018.34</u>	<u>2,019,200.00</u>	<u>-292,181.66</u>	<u>8,812,924.94</u>	<u>12,800,400.00</u>	<u>-3,987,475.06</u>	<u>24,384,462.00</u>
Gross Profit	1,727,018.34	2,019,200.00	-292,181.66	8,812,924.94	12,800,400.00	-3,987,475.06	24,384,462.00
Expense							
5000 · Personnel Expenses	1,365,779.24	1,359,805.00	5,974.24	7,290,302.25	7,428,453.00	-138,150.75	19,892,299.00
6100 · Building and Land	27,164.68	36,840.00	-9,675.32	174,453.87	184,200.00	-9,746.13	438,495.00
6200 · Vehicles & Equipment	33,520.71	71,950.00	-38,429.29	310,361.78	422,544.00	-112,182.22	964,764.00
6300 · Communication/IT	59,115.82	59,600.00	-484.18	172,106.76	298,000.00	-125,893.24	715,620.00
6400 · Travel & Training	2,478.28	21,800.00	-19,321.72	49,019.88	122,100.00	-73,080.12	288,569.00
7100 · Managerial Expense	78,440.92	138,810.00	-60,369.08	203,525.42	303,600.00	-100,074.58	562,965.00
Total Expense	<u>1,566,499.65</u>	<u>1,688,805.00</u>	<u>-122,305.35</u>	<u>8,199,769.96</u>	<u>8,758,897.00</u>	<u>-559,127.04</u>	<u>22,862,712.00</u>
Net Ordinary Income	160,518.69	330,395.00	-169,876.31	613,154.98	4,041,503.00	-3,428,348.02	1,521,750.00
Other Income/Expense							
Other Income							
9001 · Transfers In from Other Funds	0.00	0.00	0.00	0.00	0.00	0.00	699,875.00
Total Other Income	0.00	0.00	0.00	0.00	0.00	0.00	699,875.00
Other Expense							
9501 · Transfers Out to other Funds	0.00	0.00	0.00	0.00	0.00	0.00	2,000,000.00
Total Other Expense	0.00	0.00	0.00	0.00	0.00	0.00	2,000,000.00
Net Other Income	0.00	0.00	0.00	0.00	0.00	0.00	-1,300,125.00
Net Income	<u><u>160,518.69</u></u>	<u><u>330,395.00</u></u>	<u><u>-169,876.31</u></u>	<u><u>613,154.98</u></u>	<u><u>4,041,503.00</u></u>	<u><u>-3,428,348.02</u></u>	<u><u>221,625.00</u></u>

Superstition Fire & Medical District
Profit & Loss Budget Performance - Transport Services Fund
November 2025

	Nov 25	Budget	\$ Over Budget	Jul - Nov 25	YTD Budget	\$ Over Budget	Annual Budget
Ordinary Income/Expense							
Income							
4200 · Non-Tax Levy Revenue	291,564.48	450,100.00	-158,535.52	1,865,876.10	2,016,800.00	-150,923.90	5,263,299.00
Total Income	291,564.48	450,100.00	-158,535.52	1,865,876.10	2,016,800.00	-150,923.90	5,263,299.00
Gross Profit	291,564.48	450,100.00	-158,535.52	1,865,876.10	2,016,800.00	-150,923.90	5,263,299.00
Expense							
5000 · Personnel Expenses	258,392.24	266,430.00	-8,037.76	1,260,953.96	1,426,905.00	-165,951.04	3,460,864.00
6100 · Building and Land	13,107.22	12,970.00	137.22	67,542.27	64,850.00	2,692.27	156,583.00
6200 · Vehicles & Equipment	47,065.13	45,910.00	1,155.13	221,840.45	256,546.00	-34,705.55	605,542.00
6300 · Communication/IT	57,308.23	41,500.00	15,808.23	135,148.16	208,100.00	-72,951.84	500,217.00
6400 · Travel & Training	863.00	2,780.00	-1,917.00	7,882.26	13,900.00	-6,017.74	33,500.00
7100 · Managerial Expense	41,458.71	75,520.00	-34,061.29	149,351.23	210,900.00	-61,548.77	455,981.00
Total Expense	418,194.53	445,110.00	-26,915.47	1,842,718.33	2,181,201.00	-338,482.67	5,212,687.00
Net Ordinary Income	-126,630.05	4,990.00	-131,620.05	23,157.77	-164,401.00	187,558.77	50,612.00
Other Income/Expense							
Other Expense							
8500 · Debt Payments	0.00	0.00	0.00	0.00	0.00	0.00	60,497.00
Total Other Expense	0.00	0.00	0.00	0.00	0.00	0.00	60,497.00
Net Other Income	0.00	0.00	0.00	0.00	0.00	0.00	-60,497.00
Net Income	-126,630.05	4,990.00	-131,620.05	23,157.77	-164,401.00	187,558.77	-9,885.00

Superstition Fire & Medical District
Profit & Loss Budget Performance - Capital Fund
November 2025

	Nov 25	Budget	\$ Over Budget	Jul - Nov 25	YTD Budget	\$ Over Budget	Annual Budget
Ordinary Income/Expense							
Income							
4200 · Non-Tax Levy Revenue	279,100.54	3,800.00	275,300.54	319,367.04	19,000.00	300,367.04	45,000.00
Total Income	279,100.54	3,800.00	275,300.54	319,367.04	19,000.00	300,367.04	45,000.00
Gross Profit	279,100.54	3,800.00	275,300.54	319,367.04	19,000.00	300,367.04	45,000.00
Net Ordinary Income	279,100.54	3,800.00	275,300.54	319,367.04	19,000.00	300,367.04	45,000.00
Other Income/Expense							
Other Income							
9001 · Transfers In from Other Funds	0.00	0.00	0.00	0.00	0.00	0.00	2,000,000.00
Total Other Income	0.00	0.00	0.00	0.00	0.00	0.00	2,000,000.00
Other Expense							
8100 · Capital Outlay	129,593.62			576,701.86			
8500 · Debt Payments	0.00	0.00	0.00	323,494.54	323,492.91	1.63	465,654.91
Total Other Expense	129,593.62	0.00	129,593.62	900,196.40	323,492.91	576,703.49	465,654.91
Net Other Income	-129,593.62	0.00	-129,593.62	-900,196.40	-323,492.91	-576,703.49	1,534,345.09
Net Income	149,506.92	3,800.00	145,706.92	-580,829.36	-304,492.91	-276,336.45	1,579,345.09

**Superstition Fire & Medical District
Profit & Loss Budget Performance - Debt Service Fund
November 2025**

	Nov 25	Budget	\$ Over Budget	Jul - Nov 25	YTD Budget	\$ Over Budget	Annual Budget
Ordinary Income/Expense							
Income							
4000 · Tax Levy Revenue	49,763.56	54,100.00	-4,336.44	246,210.63	359,500.00	-113,289.37	685,573.00
4200 · Non-Tax Levy Revenue	636.94	900.00	-263.06	5,367.32	4,500.00	867.32	11,000.00
Total Income	50,400.50	55,000.00	-4,599.50	251,577.95	364,000.00	-112,422.05	696,573.00
Gross Profit	50,400.50	55,000.00	-4,599.50	251,577.95	364,000.00	-112,422.05	696,573.00
Expense							
7100 · Managerial Expense	0.00	0.00	0.00	0.00	0.00	0.00	37,865.00
Total Expense	0.00	0.00	0.00	0.00	0.00	0.00	37,865.00
Net Ordinary Income	50,400.50	55,000.00	-4,599.50	251,577.95	364,000.00	-112,422.05	658,708.00
Other Income/Expense							
Other Expense							
8500 · Debt Payments	0.00	0.00	0.00	0.00	0.00	0.00	659,000.00
Total Other Expense	0.00	0.00	0.00	0.00	0.00	0.00	659,000.00
Net Other Income	0.00	0.00	0.00	0.00	0.00	0.00	-659,000.00
Net Income	50,400.50	55,000.00	-4,599.50	251,577.95	364,000.00	-112,422.05	-292.00

Superstition Fire & Medical District
Profit & Loss Budget Performance - COP Reserve Fund
November 2025

	Nov 25	Budget	\$ Over Budget	Jul - Nov 25	YTD Budget	\$ Over Budget	Annual Budget
Ordinary Income/Expense							
Income							
4200 · Non-Tax Levy Revenue	9,128.92	4,600.00	4,528.92	50,959.64	23,000.00	27,959.64	55,000.00
Total Income	9,128.92	4,600.00	4,528.92	50,959.64	23,000.00	27,959.64	55,000.00
Gross Profit	9,128.92	4,600.00	4,528.92	50,959.64	23,000.00	27,959.64	55,000.00
Net Ordinary Income	9,128.92	4,600.00	4,528.92	50,959.64	23,000.00	27,959.64	55,000.00
Other Income/Expense							
Other Expense							
9501 · Transfers Out to other Funds	0.00	0.00	0.00	0.00	0.00	0.00	699,875.00
Total Other Expense	0.00	0.00	0.00	0.00	0.00	0.00	699,875.00
Net Other Income	0.00	0.00	0.00	0.00	0.00	0.00	-699,875.00
Net Income	9,128.92	4,600.00	4,528.92	50,959.64	23,000.00	27,959.64	-644,875.00

Financial Report November 2025

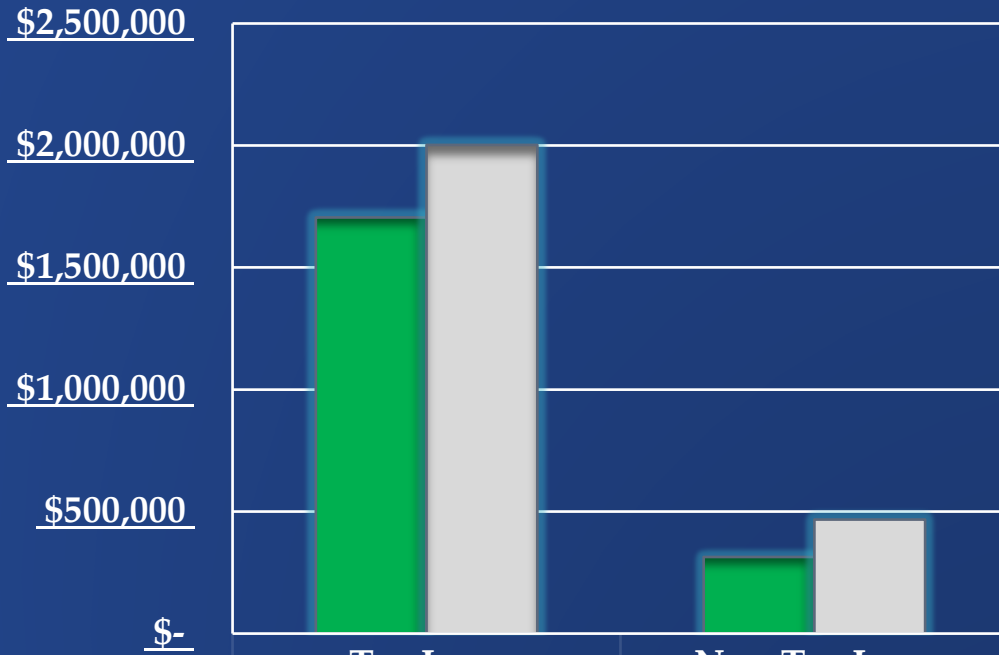


JAMES VINCENT GROUP
ACCOUNTING & CONSULTING



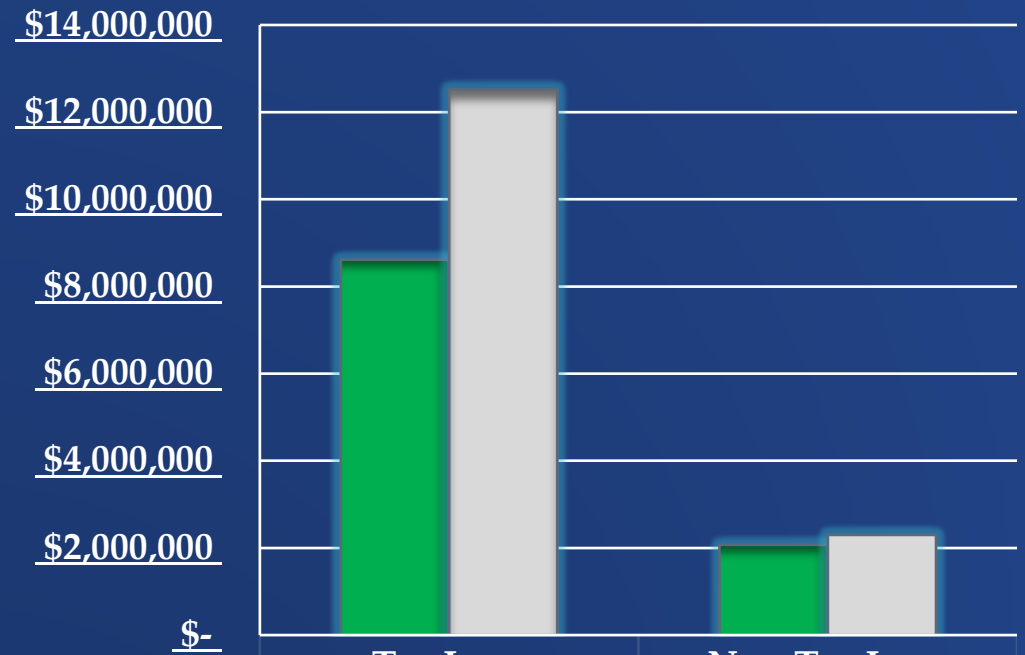
Revenue Actuals vs. Budget

November



	Tax Levy	Non-Tax Levy
Actual	\$1,705,362	\$313,221
Budget	\$2,002,400	\$466,900
VAR	\$(297,038)	\$(153,679)

November YTD



	Tax Levy	Non-Tax Levy
Actual	\$8,611,463	\$2,067,338
Budget	\$12,521,400	\$2,295,800
VAR	\$(3,909,937)	\$(228,462)

*This includes the General, Transport Services and Special Revenue Funds




November 2025 Actuals vs. Budget



Expenditures

\$1,800,000
 \$1,600,000
 \$1,400,000
 \$1,200,000
 \$1,000,000
 \$800,000
 \$600,000
 \$400,000
 \$200,000
 \$-



	Personnel	Building & Land	Vehicles & Equipment	Communication/IT	Travel & Training	Managerial Expenses
Actual	\$1,624,171	\$40,272	\$80,586	\$116,424	\$3,341	\$119,900
Budget	\$1,626,235	\$49,810	\$117,860	\$101,100	\$24,580	\$214,330
VAR	\$(2,064)	\$(9,538)	\$(37,274)	\$15,324	\$(21,239)	\$(94,430)

**This includes the General, Transport Services and Special Revenue Funds*



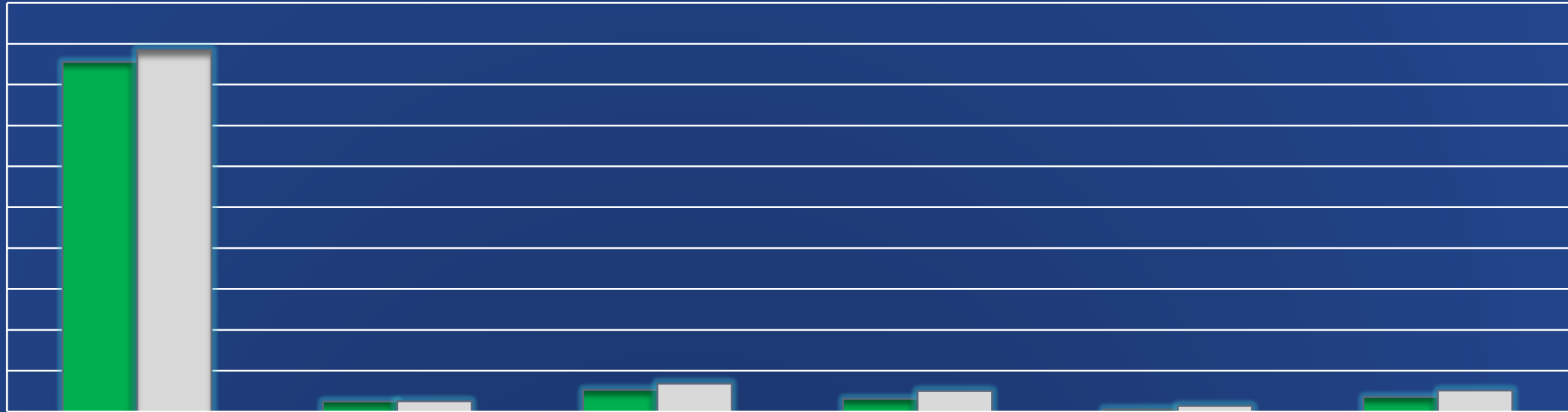
YTD Actuals vs. Budget

JVG

JAMES VINCENT GROUP
ACCOUNTING & CONSULTING

Expenditures

\$10,000,000
\$9,000,000
\$8,000,000
\$7,000,000
\$6,000,000
\$5,000,000
\$4,000,000
\$3,000,000
\$2,000,000
\$1,000,000
\$-



	Personnel	Building & Land	Vehicles & Equipment	Communication/IT	Travel & Training	Managerial Expenses
Actual	\$8,551,256	\$241,996	\$532,202	\$307,255	\$56,902	\$352,877
Budget	\$8,855,358	\$249,050	\$679,090	\$506,100	\$136,000	\$514,500
VAR	\$(304,102)	\$(7,054)	\$(146,888)	\$(198,845)	\$(79,098)	\$(161,623)

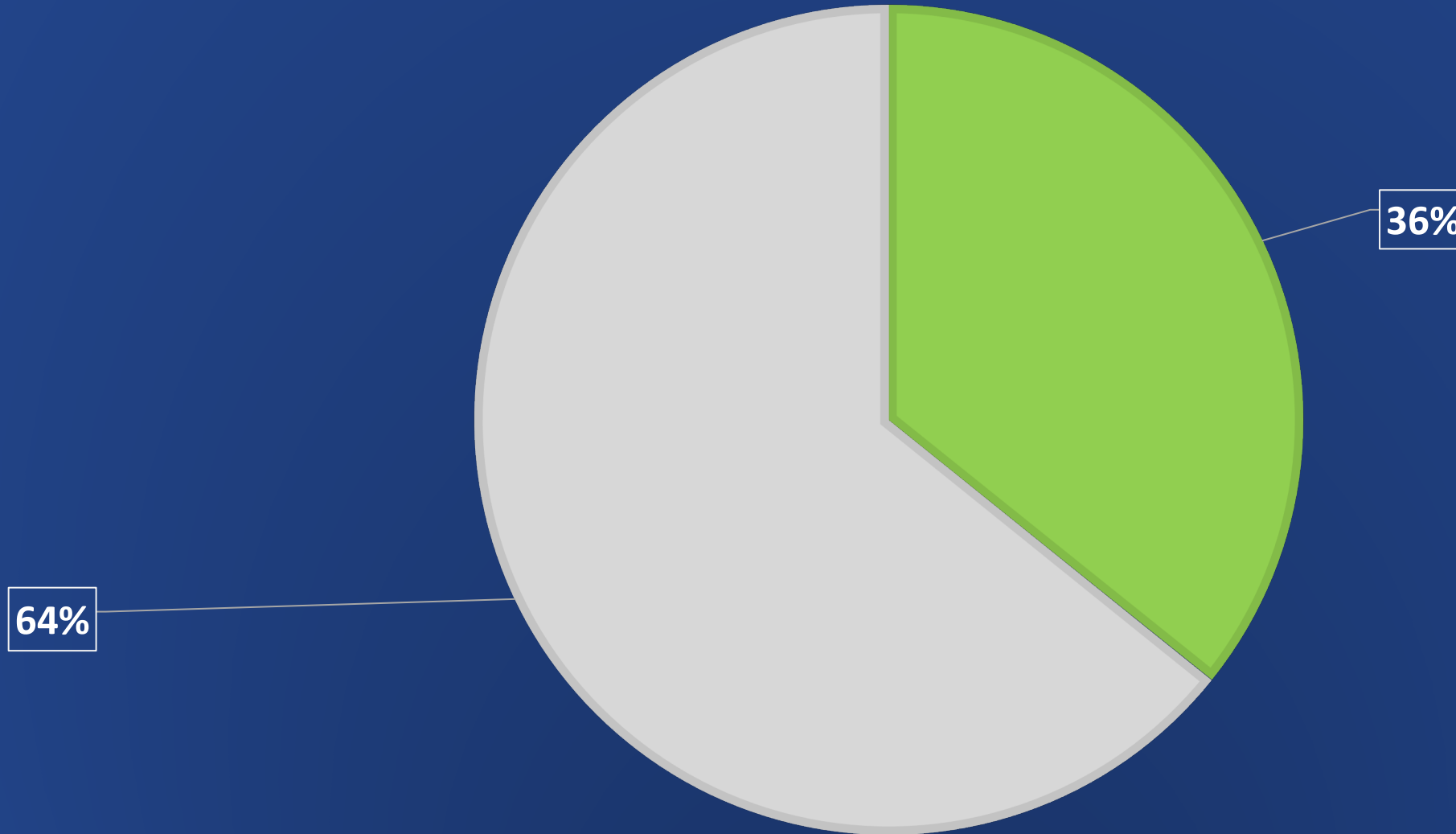
**This includes the General, Transport Services and Special Revenue Funds*



YTD Expenses as a Percentage of Budget

■ Actual YTD ■ Budget Remaining

November 2025 Targeted % - 42%



**This includes the General, Transport Services and Special Revenue Funds*

Superstition Fire & Medical District Transaction Detail by Account November 2025

Type	Date	Num	Name	Memo	Class	Clr	Split	Debit	Credit	Balance
10100 · Fund Cash - General (M&O)										
Deposit	11/10/2025			Deposit		X	-SPLIT-	4,202.34		4,202.34
Transfer	11/13/2025			Funds Tra...		X	10150 · Pay...		900,000.00	-895,797.66
Deposit	11/25/2025			Deposit		X	-SPLIT-	4,654.50		-891,143.16
Transfer	11/26/2025			Funds Tra...		X	10150 · Pay...		750,000.00	-1,641,143.16
General Journal	11/30/2025	882		To Record ...		X	4010 · Prop...	1,719,583.33		78,440.17
Check	11/30/2025	EFT		Wire Fees		X	7109 · Bank...		50.00	78,390.17
Total 10100 · Fund Cash - General (M&O)								1,728,440.17	1,650,050.00	78,390.17
10120 · Ambulance Operating										
General Journal	11/30/2025	881		To Record ...		X	4250 · Inter...	1,072.27		1,072.27
Total 10120 · Ambulance Operating								1,072.27	0.00	1,072.27
10130 · Ambulance Payroll										
Deposit	11/01/2025			PNP		X	-SPLIT-	850.00		850.00
Deposit	11/03/2025		36 Treas	Deposit		X	4210 · Amb...	2,220.19		3,070.19
Deposit	11/03/2025		AARP Supp	Deposit		X	4210 · Amb...	135.89		3,206.08
Deposit	11/03/2025		BCBS	Deposit		X	4210 · Amb...	90.26		3,296.34
Deposit	11/03/2025		Transport Cust...	Deposit		X	4210 · Amb...	986.24		4,282.58
Deposit	11/03/2025		Transport Cust...	Deposit		X	4210 · Amb...	1,875.34		6,157.92
Deposit	11/03/2025		Transport Cust...	Deposit		X	4210 · Amb...	6,298.81		12,456.73
Deposit	11/03/2025		Noridian	Deposit		X	4210 · Amb...	506.85		12,963.58
Deposit	11/03/2025		OPTUM	Deposit		X	4210 · Amb...	367.65		13,331.23
Deposit	11/03/2025		UHC Community	Deposit		X	4210 · Amb...	327.57		13,658.80
Check	11/03/2025	EFT				X	7109 · Bank...		1,870.93	11,787.87
Deposit	11/04/2025		36 Treas	Deposit		X	4210 · Amb...	1,864.30		13,652.17
Deposit	11/04/2025		AARP Supp	Deposit		X	4210 · Amb...	420.52		14,072.69
Deposit	11/04/2025		Transport Cust...	Deposit		X	4210 · Amb...	25.00		14,097.69
Deposit	11/04/2025		United Healthcare	Deposit		X	4210 · Amb...	197.59		14,295.28
Deposit	11/05/2025		AETNA	Deposit		X	4210 · Amb...	260.17		14,555.45
Deposit	11/05/2025		BCBS	Deposit		X	4210 · Amb...	1,976.82		16,532.27
Deposit	11/05/2025		BCBS	Deposit		X	4210 · Amb...	3,657.82		20,190.09
Deposit	11/05/2025		Transport Cust...	Deposit		X	4210 · Amb...	315.00		20,505.09
Deposit	11/05/2025		OPTUM	Deposit		X	4210 · Amb...	365.76		20,870.85
Deposit	11/05/2025		UHC Community	Deposit		X	4210 · Amb...	111.43		20,982.28
Deposit	11/05/2025		UHC Community	Deposit		X	4210 · Amb...	107.04		21,089.32
Deposit	11/05/2025		United Healthcare	Deposit		X	4210 · Amb...	346.14		21,435.46
Deposit	11/06/2025		BCBS	Deposit		X	4210 · Amb...	2,276.37		23,711.83
Deposit	11/06/2025		Centene	Deposit		X	4210 · Amb...	3,880.52		27,592.35
Deposit	11/06/2025		Transport Cust...	Deposit		X	4210 · Amb...	4,041.33		31,633.68
Deposit	11/06/2025		PCS	Deposit		X	4210 · Amb...	2,446.14		34,079.82
Deposit	11/06/2025		United Healthcare	Deposit		X	4210 · Amb...	705.58		34,785.40
Deposit	11/06/2025		United Healthcare	Deposit		X	4210 · Amb...	139.36		34,924.76
Deposit	11/07/2025		Ahcccs	Deposit		X	4210 · Amb...	5,076.98		40,001.74
Deposit	11/07/2025		BCBS	Deposit		X	4210 · Amb...	1,373.78		41,375.52
Deposit	11/07/2025		Centene	Deposit		X	4210 · Amb...	489.63		41,865.15
Deposit	11/07/2025		HNB	Deposit		X	4210 · Amb...	97.89		41,963.04
Deposit	11/07/2025		Transport Cust...	Deposit		X	4210 · Amb...	4,385.62		46,348.66
Deposit	11/07/2025		Noridian	Deposit		X	4210 · Amb...	1,006.53		47,355.19

Superstition Fire & Medical District Transaction Detail by Account November 2025

Type	Date	Num	Name	Memo	Class	Clr	Split	Debit	Credit	Balance
Deposit	11/07/2025		UHC Community	Deposit		X	4210 · Amb...	1,558.09		48,913.28
Deposit	11/07/2025		United Healthcare	Deposit		X	4210 · Amb...	2,050.02		50,963.30
Deposit	11/10/2025			Deposit		X	12001 · Und...	100.00		51,063.30
Deposit	11/10/2025		36 Treas	Deposit		X	4210 · Amb...	3,548.25		54,611.55
Deposit	11/10/2025		Transport Cust...	Deposit		X	4210 · Amb...	5,122.26		59,733.81
Deposit	11/10/2025		Transport Cust...	Deposit		X	4210 · Amb...	583.65		60,317.46
Deposit	11/10/2025		Transport Cust...	Deposit		X	4210 · Amb...	1,184.53		61,501.99
Deposit	11/10/2025		UHC Community	Deposit		X	4210 · Amb...	1,335.61		62,837.60
Deposit	11/10/2025		United Healthcare	Deposit		X	4210 · Amb...	314.07		63,151.67
Deposit	11/12/2025		BCBS	Deposit		X	4210 · Amb...	502.23		63,653.90
Deposit	11/12/2025		HNB	Deposit		X	4210 · Amb...	572.24		64,226.14
Deposit	11/12/2025		Humana	Deposit		X	4210 · Amb...	8.07		64,234.21
Deposit	11/12/2025		Transport Cust...	Deposit		X	4210 · Amb...	400.00		64,634.21
Deposit	11/12/2025		Transport Cust...	Deposit		X	4210 · Amb...	234.00		64,868.21
Deposit	11/12/2025		UHC Community	Deposit		X	4210 · Amb...	216.14		65,084.35
Deposit	11/13/2025			Deposit		X	-SPLIT-	1,007.31		66,091.66
Deposit	11/13/2025		36 Treas	Deposit		X	4210 · Amb...	1,526.60		67,618.26
Deposit	11/13/2025		AARP Supp	Deposit		X	4210 · Amb...	281.06		67,899.32
Deposit	11/13/2025		Centene	Deposit		X	4210 · Amb...	851.58		68,750.90
Deposit	11/13/2025		Centene	Deposit		X	4210 · Amb...	2,652.48		71,403.38
Deposit	11/13/2025		Cigna Edge	Deposit		X	4210 · Amb...	500.85		71,904.23
Deposit	11/13/2025		Transport Cust...	Deposit		X	4210 · Amb...	100.00		72,004.23
Deposit	11/13/2025		Noridian	Deposit		X	4210 · Amb...	2,349.21		74,353.44
Transfer	11/13/2025			Funds Tra...		X	10150 · Pay...		252,081.75	-177,728.31
Deposit	11/14/2025		36 Treas	Deposit		X	4210 · Amb...	1,727.20		-176,001.11
Deposit	11/14/2025		AETNA	Deposit		X	4210 · Amb...	1,890.11		-174,111.00
Deposit	11/14/2025		Transport Cust...	Deposit		X	4210 · Amb...	1,696.28		-172,414.72
Deposit	11/14/2025		OPTUM	Deposit		X	4210 · Amb...	465.65		-171,949.07
Deposit	11/14/2025		UHC Community	Deposit		X	4210 · Amb...	465.00		-171,484.07
Deposit	11/17/2025		Ahcccs	Deposit		X	4210 · Amb...	6,112.67		-165,371.40
Deposit	11/17/2025		BCBS	Deposit		X	4210 · Amb...	1,903.54		-163,467.86
Deposit	11/17/2025		Transport Cust...	Deposit		X	4210 · Amb...	1,330.67		-162,137.19
Deposit	11/17/2025		Transport Cust...	Deposit		X	4210 · Amb...	377.27		-161,759.92
Deposit	11/17/2025		Marketplace	Deposit		X	4210 · Amb...	1,950.17		-159,809.75
Deposit	11/18/2025		36 Treas	Deposit		X	4210 · Amb...	5,913.11		-153,896.64
Deposit	11/18/2025		BCBS	Deposit		X	4210 · Amb...	2,030.05		-151,866.59
Deposit	11/18/2025		Humana	Deposit		X	4210 · Amb...	263.89		-151,602.70
Deposit	11/18/2025		Humana	Deposit		X	4210 · Amb...	226.23		-151,376.47
Deposit	11/18/2025		Transport Cust...	Deposit		X	4210 · Amb...	545.00		-150,831.47
Deposit	11/18/2025		UHC Community	Deposit		X	4210 · Amb...	5,029.76		-145,801.71
Deposit	11/19/2025		36 Treas	Deposit		X	4210 · Amb...	3,792.50		-142,009.21
Deposit	11/19/2025		Medisun	Deposit		X	4210 · Amb...	2,992.22		-139,016.99
Deposit	11/19/2025		Noridian	Deposit		X	4210 · Amb...	411.17		-138,605.82
Deposit	11/19/2025		UHC Community	Deposit		X	4210 · Amb...	1,308.81		-137,297.01
Deposit	11/19/2025		United Healthcare	Deposit		X	4210 · Amb...	612.95		-136,684.06
Deposit	11/20/2025		BCBS	Deposit		X	4210 · Amb...	1,910.08		-134,773.98
Deposit	11/20/2025		Centene	Deposit		X	4210 · Amb...	7,334.87		-127,439.11
Deposit	11/20/2025		Transport Cust...	Deposit		X	4210 · Amb...	813.91		-126,625.20
Deposit	11/20/2025		Noridian	Deposit		X	4210 · Amb...	1,717.03		-124,908.17
Deposit	11/20/2025		United Healthcare	Deposit		X	4210 · Amb...	569.74		-124,338.43

Superstition Fire & Medical District Transaction Detail by Account November 2025

Type	Date	Num	Name	Memo	Class	Clr	Split	Debit	Credit	Balance
Deposit	11/21/2025		AETNA	Deposit		X	4210 · Amb...	1,757.15		-122,581.28
Deposit	11/21/2025		AETNA	Deposit		X	4210 · Amb...	6,131.59		-116,449.69
Deposit	11/21/2025		Ahcccs	Deposit		X	4210 · Amb...	1,308.81		-115,140.88
Deposit	11/21/2025		Centene	Deposit		X	4210 · Amb...	564.24		-114,576.64
Deposit	11/21/2025		HHP Texas	Deposit		X	4210 · Amb...	545.69		-114,030.95
Deposit	11/21/2025		Humana	Deposit		X	4210 · Amb...	8,921.99		-105,108.96
Deposit	11/21/2025		Humana	Deposit		X	4210 · Amb...	3,198.26		-101,910.70
Deposit	11/21/2025		Transport Cust...	Deposit		X	4210 · Amb...	415.00		-101,495.70
Deposit	11/24/2025		36 Treas	Deposit		X	4210 · Amb...	235.00		-101,260.70
Deposit	11/24/2025		36 Treas	Deposit		X	4210 · Amb...	1,922.21		-99,338.49
Deposit	11/24/2025		BCBS	Deposit		X	4210 · Amb...	1,528.18		-97,810.31
Deposit	11/24/2025		BCBS	Deposit		X	4210 · Amb...	1,989.96		-95,820.35
Deposit	11/24/2025		Transport Cust...	Deposit		X	4210 · Amb...	2,943.98		-92,876.37
Deposit	11/24/2025		Transport Cust...	Deposit		X	4210 · Amb...	9,283.66		-83,592.71
Deposit	11/24/2025		Transport Cust...	Deposit		X	4210 · Amb...	200.00		-83,392.71
Deposit	11/24/2025		Marketplace	Deposit		X	4210 · Amb...	1,884.86		-81,507.85
Deposit	11/24/2025		UHC Community	Deposit		X	4210 · Amb...	2,751.62		-78,756.23
Deposit	11/24/2025		UMR	Deposit		X	4210 · Amb...	1,126.30		-77,629.93
Deposit	11/25/2025		Humana	Deposit		X	4210 · Amb...	770.41		-76,859.52
Deposit	11/26/2025		36 Treas	Deposit		X	4210 · Amb...	3,914.32		-72,945.20
Deposit	11/26/2025		AETNA	Deposit		X	4210 · Amb...	567.97		-72,377.23
Deposit	11/26/2025		BCBS	Deposit		X	4210 · Amb...	4,715.92		-67,661.31
Deposit	11/26/2025		BCBS	Deposit		X	4210 · Amb...	493.18		-67,168.13
Deposit	11/26/2025		Centene	Deposit		X	4210 · Amb...	230.49		-66,937.64
Deposit	11/26/2025		Centene	Deposit		X	4210 · Amb...	1,586.54		-65,351.10
Deposit	11/26/2025		Cigna	Deposit		X	4210 · Amb...	2,229.75		-63,121.35
Deposit	11/26/2025		Marketplace	Deposit		X	4210 · Amb...	1,890.26		-61,231.09
Deposit	11/26/2025		Medica	Deposit		X	4210 · Amb...	845.33		-60,385.76
Deposit	11/26/2025		Medisun	Deposit		X	4210 · Amb...	1,305.52		-59,080.24
Deposit	11/26/2025		OPTUM	Deposit		X	4210 · Amb...	367.01		-58,713.23
Transfer	11/26/2025			Funds Tra...		X	10150 · Pay...		120,282.39	-178,995.62
Transfer	11/26/2025			Funds Tra...		X	10140 · Tra...	90,329.38		-88,666.24
Deposit	11/28/2025		AETNA	Deposit		X	4210 · Amb...	534.03		-88,132.21
Deposit	11/28/2025		AETNA	Deposit		X	4210 · Amb...	925.17		-87,207.04
Deposit	11/28/2025		BCBS	Deposit		X	4210 · Amb...	1,870.14		-85,336.90
Deposit	11/28/2025		Transport Cust...	Deposit		X	4210 · Amb...	658.61		-84,678.29
Deposit	11/28/2025		OPTUM	Deposit		X	4210 · Amb...	5,303.73		-79,374.56
Deposit	11/28/2025		United Healthcare	Deposit		X	4210 · Amb...	1,139.93		-78,234.63
Deposit	11/28/2025		United Healthcare	Deposit		X	4210 · Amb...	2,050.02		-76,184.61
Deposit	11/28/2025		United Healthcare	Deposit		X	4210 · Amb...	6,354.89		-69,829.72
Deposit	11/28/2025		United Healthcare	Deposit		X	4210 · Amb...	1,984.29		-67,845.43
Deposit	11/28/2025			Deposit		X	-SPLIT-	260.00		-67,585.43
Total 10130 · Ambulance Payroll								306,649.64	374,235.07	-67,585.43
10140 · Transport Lockbox										
Deposit	11/03/2025			Deposit		X	4210 · Amb...	14,638.76		14,638.76
Deposit	11/04/2025			Deposit		X	4210 · Amb...	161.73		14,800.49
Deposit	11/06/2025			Deposit		X	4210 · Amb...	801.24		15,601.73
Deposit	11/07/2025			Deposit		X	4210 · Amb...	3,276.22		18,877.95
Deposit	11/10/2025			Deposit		X	4210 · Amb...	19,661.60		38,539.55

Superstition Fire & Medical District Transaction Detail by Account November 2025

Type	Date	Num	Name	Memo	Class	Clr	Split	Debit	Credit	Balance
Deposit	11/12/2025			Deposit		X	4210 · Amb...	1,934.75		40,474.30
Deposit	11/13/2025			Deposit		X	4210 · Amb...	940.20		41,414.50
Deposit	11/14/2025			Deposit		X	4210 · Amb...	2,618.29		44,032.79
Deposit	11/17/2025			Deposit		X	4210 · Amb...	8,710.77		52,743.56
Deposit	11/18/2025			Deposit		X	4210 · Amb...	4,409.40		57,152.96
Deposit	11/19/2025			Deposit		X	4210 · Amb...	1,947.27		59,100.23
Deposit	11/20/2025			Deposit		X	4210 · Amb...	2,058.62		61,158.85
Deposit	11/20/2025			Deposit		X	4210 · Amb...	2,030.49		63,189.34
Deposit	11/24/2025			Deposit		X	4210 · Amb...	6,163.26		69,352.60
Deposit	11/25/2025			Deposit		X	4210 · Amb...	6,925.36		76,277.96
Transfer	11/26/2025			Funds Tra...		X	10130 · Am...		90,329.38	-14,051.42
Deposit	11/28/2025			Deposit		X	4210 · Amb...	2,996.46		-11,054.96
Total 10140 · Transport Lockbox								79,274.42	90,329.38	-11,054.96
10150 · Payroll Account										
General Journal	11/06/2025	863		BILL 11/06...		X	1072 · Bill.c...		94,549.54	-94,549.54
General Journal	11/06/2025	887				X	5010.1 · Ad...		356,131.49	-450,681.03
General Journal	11/06/2025	887				X	5010.1 · Ad...		86,932.13	-537,613.16
Check	11/06/2025	EFT				X	21660 · HS...		4,945.60	-542,558.76
Check	11/07/2025	ACH	Nationwide Retir...			X	21800 · Pre...		685.00	-543,243.76
Check	11/07/2025	ACH	Nationwide Retir...			X	21800 · Pre...		7,555.00	-550,798.76
Check	11/07/2025	ACH	Nationwide Retir...			X	21800 · Pre...		7,871.15	-558,669.91
Check	11/07/2025	ACH	Nationwide Retir...			X	21800 · Pre...		14,794.93	-573,464.84
Check	11/07/2025	ACH	Nationwide Retir...			X	21800 · Pre...		30,146.72	-603,611.56
Check	11/07/2025	ACH	Health Equity			X	21660 · HS...		21,108.25	-624,719.81
Check	11/07/2025	ACH	Arizona State R...			X	21725 · Civi...		25,551.66	-650,271.47
Check	11/10/2025	ACH	PSPRS			X	21700 · Car...		83,514.79	-733,786.26
General Journal	11/13/2025	888		BILL 11/13...		X	1072 · Bill.c...		143,133.05	-876,919.31
Check	11/13/2025	EFT	Bill.com			X	6301 · Com...		471.47	-877,390.78
Transfer	11/13/2025			Funds Tra...		X	10130 · Am...	252,081.75		-625,309.03
Transfer	11/13/2025			Funds Tra...		X	10100 · Fun...	900,000.00		274,690.97
General Journal	11/20/2025	887				X	5010.1 · Ad...		407,013.89	-132,322.92
General Journal	11/20/2025	887				X	5010.1 · Ad...		102,170.93	-234,493.85
General Journal	11/20/2025	889		BILL 11/20...		X	1072 · Bill.c...		121,526.31	-356,020.16
Check	11/20/2025	EFT				X	21660 · HS...		4,978.36	-360,998.52
Check	11/21/2025	ACH	Nationwide Retir...			X	21800 · Pre...		690.00	-361,688.52
Check	11/21/2025	ACH	Nationwide Retir...			X	21800 · Pre...		9,123.69	-370,812.21
Check	11/21/2025	ACH	Nationwide Retir...			X	21800 · Pre...		9,521.46	-380,333.67
Check	11/21/2025	ACH	Nationwide Retir...			X	21800 · Pre...		15,208.93	-395,542.60
Check	11/21/2025	ACH	Nationwide Retir...			X	21800 · Pre...		31,930.76	-427,473.36
Check	11/21/2025	ACH	Health Equity			X	21660 · HS...		21,698.25	-449,171.61
Check	11/21/2025	ACH	Arizona State R...			X	21725 · Civi...		28,202.90	-477,374.51
General Journal	11/24/2025	893		BILL 11/24...		X	1072 · Bill.c...	1,124.71		-476,249.80
Check	11/24/2025	ACH	PSPRS			X	21700 · Car...		99,829.29	-576,079.09
Transfer	11/26/2025			Funds Tra...		X	10130 · Am...	120,282.39		-455,796.70
Transfer	11/26/2025			Funds Tra...		X	10100 · Fun...	750,000.00		294,203.30
General Journal	11/28/2025	890		BILL 11/28...		X	1072 · Bill.c...		25,635.06	268,568.24
Bill Pmt -Check	11/30/2025	N/A	Chase Cardme...	# 4246315...		X	20000 · Acc...		21,231.45	247,336.79

Superstition Fire & Medical District Transaction Detail by Account November 2025

Type	Date	Num	Name	Memo	Class	Clr	Split	Debit	Credit	Balance
Total 10150 · Payroll Account								2,023,488.85	1,776,152.06	247,336.79
10200 · Fund Cash - Capital Projects										
Deposit	11/10/2025			Deposit		X	12001 · Und...	273,000.00		273,000.00
General Journal	11/30/2025	880		To Record ...		X	4250 · Inter...	6,100.54		279,100.54
Total 10200 · Fund Cash - Capital Projects								279,100.54	0.00	279,100.54
10400 · Special Revenue Fund										
Deposit	11/10/2025			Deposit		X	-SPLIT-	1,000.00		1,000.00
General Journal	11/30/2025	879		To Record ...		X	4250 · Inter...	868.36		1,868.36
Total 10400 · Special Revenue Fund								1,868.36	0.00	1,868.36
10500 · Fund Cash - Bond Proceeds 2006										
General Journal	11/30/2025	878		To Record ...		X	4010 · Prop...	47,766.66		47,766.66
Total 10500 · Fund Cash - Bond Proceeds 2006								47,766.66	0.00	47,766.66
10600 · Debt Retirement Interest										
General Journal	11/30/2025	861		To Record ...		X	4010 · Prop...	2,633.84		2,633.84
Total 10600 · Debt Retirement Interest								2,633.84	0.00	2,633.84
10700 · Contingency Reserve Fund Cash										
General Journal	11/30/2025	876		To Record ...		X	4250 · Inter...	9,128.92		9,128.92
Total 10700 · Contingency Reserve Fund Cash								9,128.92	0.00	9,128.92
1072 · Bill.com Money Out Clearing										
Bill Pmt -Check	11/06/2025	Bill.c...	Bingham Equip...	https://app...			20000 · Acc...		1,931.02	-1,931.02
Bill Pmt -Check	11/06/2025	Bill.c...	Ginco Plumbing ...	https://app...			20000 · Acc...		434.38	-2,365.40
Bill Pmt -Check	11/06/2025	Bill.c...	Jeff Cranmer	https://app...			20000 · Acc...		440.00	-2,805.40
Bill Pmt -Check	11/06/2025	Bill.c...	Boyetts Family ...	https://app...			20000 · Acc...		96.40	-2,901.80
Bill Pmt -Check	11/06/2025	Bill.c...	United Fire Equi...	https://app...			20000 · Acc...		49.64	-2,951.44
Bill Pmt -Check	11/06/2025	Bill.c...	Bound Tree Med...	https://app...			20000 · Acc...		4,277.94	-7,229.38
Bill Pmt -Check	11/06/2025	Bill.c...	Ruggiero's Ace ...	https://app...			20000 · Acc...		44.17	-7,273.55
Bill Pmt -Check	11/06/2025	Bill.c...	Vessel Homes S...	https://app...			20000 · Acc...		79.00	-7,352.55
Bill Pmt -Check	11/06/2025	Bill.c...	United Fire Equi...	https://app...			20000 · Acc...		679.62	-8,032.17
Bill Pmt -Check	11/06/2025	Bill.c...	Bud's Bulk Ice S...	https://app...			20000 · Acc...		413.40	-8,445.57
Bill Pmt -Check	11/06/2025	Bill.c...	Bound Tree Med...	https://app...			20000 · Acc...		1,185.20	-9,630.77
Bill Pmt -Check	11/06/2025	Bill.c...	Boyetts Family ...	https://app...			20000 · Acc...		65.46	-9,696.23
Bill Pmt -Check	11/06/2025	Bill.c...	Ginco Plumbing ...	https://app...			20000 · Acc...		9,342.35	-19,038.58
Bill Pmt -Check	11/06/2025	Bill.c...	Apache Junction...	https://app...			20000 · Acc...		274.46	-19,313.04
Bill Pmt -Check	11/06/2025	Bill.c...	ADR Hardware, ...	https://app...			20000 · Acc...		25.07	-19,338.11
Bill Pmt -Check	11/06/2025	Bill.c...	Rugged Solution...	https://app...			20000 · Acc...		1,144.90	-20,483.01
Bill Pmt -Check	11/06/2025	Bill.c...	Vessel Homes S...	https://app...			20000 · Acc...		1,356.00	-21,839.01
Bill Pmt -Check	11/06/2025	Bill.c...	Ruggiero's Ace ...	https://app...			20000 · Acc...		229.70	-22,068.71
Bill Pmt -Check	11/06/2025	Bill.c...	Boyetts Family ...	https://app...			20000 · Acc...		98.19	-22,166.90
Bill Pmt -Check	11/06/2025	Bill.c...	Ruggiero's Ace ...	https://app...			20000 · Acc...		69.58	-22,236.48
Bill Pmt -Check	11/06/2025	Bill.c...	Mediacom	https://app...			20000 · Acc...		5,949.04	-28,185.52
Bill Pmt -Check	11/06/2025	Bill.c...	Ruggiero's Ace ...	https://app...			20000 · Acc...		9.80	-28,195.32

Superstition Fire & Medical District Transaction Detail by Account November 2025

Type	Date	Num	Name	Memo	Class	Clr	Split	Debit	Credit	Balance
Bill Pmt -Check	11/06/2025	Bill.c...	Boyetts Family ...	https://app...			20000 · Acc...		98.19	-28,293.51
Bill Pmt -Check	11/06/2025	Bill.c...	United Fire Equi...	https://app...			20000 · Acc...		134.22	-28,427.73
Bill Pmt -Check	11/06/2025	Bill.c...	O'Reilly Automot...	https://app...			20000 · Acc...		46.38	-28,474.11
Bill Pmt -Check	11/06/2025	Bill.c...	ADR Hardware, ...	https://app...			20000 · Acc...		8.68	-28,482.79
Bill Pmt -Check	11/06/2025	Bill.c...	United Fire Equi...	https://app...			20000 · Acc...		97.24	-28,580.03
Bill Pmt -Check	11/06/2025	Bill.c...	Bound Tree Med...	https://app...			20000 · Acc...		56.22	-28,636.25
Bill Pmt -Check	11/06/2025	Bill.c...	Boyetts Family ...	https://app...			20000 · Acc...		64.02	-28,700.27
Bill Pmt -Check	11/06/2025	Bill.c...	United Fire Equi...	https://app...			20000 · Acc...		12.43	-28,712.70
Bill Pmt -Check	11/06/2025	Bill.c...	Ruggiero's Ace ...	https://app...			20000 · Acc...		58.85	-28,771.55
Bill Pmt -Check	11/06/2025	Bill.c...	Boyetts Family ...	https://app...			20000 · Acc...		32.73	-28,804.28
Bill Pmt -Check	11/06/2025	Bill.c...	Ruggiero's Ace ...	https://app...			20000 · Acc...		79.97	-28,884.25
Bill Pmt -Check	11/06/2025	Bill.c...	Bud's Bulk Ice S...	https://app...			20000 · Acc...		395.94	-29,280.19
Bill Pmt -Check	11/06/2025	Bill.c...	United Fire Equi...	https://app...			20000 · Acc...		213.93	-29,494.12
Bill Pmt -Check	11/06/2025	Bill.c...	Ruggiero's Ace ...	https://app...			20000 · Acc...		17.66	-29,511.78
Bill Pmt -Check	11/06/2025	Bill.c...	Superstition Saf...	https://app...			20000 · Acc...		210.00	-29,721.78
Bill Pmt -Check	11/06/2025	Bill.c...	Ruggiero's Ace ...	https://app...			20000 · Acc...		100.68	-29,822.46
Bill Pmt -Check	11/06/2025	Bill.c...	United Fire Equi...	https://app...			20000 · Acc...		169.66	-29,992.12
Bill Pmt -Check	11/06/2025	Bill.c...	Wex Bank, Inc.	https://app...			20000 · Acc...		3,111.44	-33,103.56
Bill Pmt -Check	11/06/2025	Bill.c...	Boyetts Family ...	https://app...			20000 · Acc...		64.02	-33,167.58
Bill Pmt -Check	11/06/2025	Bill.c...	Skaggs Public S...	https://app...			20000 · Acc...		48.74	-33,216.32
Bill Pmt -Check	11/06/2025	Bill.c...	United Fire Equi...	https://app...			20000 · Acc...		9.40	-33,225.72
Bill Pmt -Check	11/06/2025	Bill.c...	Ruggiero's Ace ...	https://app...			20000 · Acc...		4,168.66	-37,394.38
Bill Pmt -Check	11/06/2025	Bill.c...	Ruggiero's Ace ...	https://app...			20000 · Acc...		38.25	-37,432.63
Bill Pmt -Check	11/06/2025	Bill.c...	United Fire Equi...	https://app...			20000 · Acc...		510.80	-37,943.43
Bill Pmt -Check	11/06/2025	Bill.c...	Ruggiero's Ace ...	https://app...			20000 · Acc...		17.64	-37,961.07
Bill Pmt -Check	11/06/2025	Bill.c...	Vessel Homes S...	https://app...			20000 · Acc...		349.00	-38,310.07
Bill Pmt -Check	11/06/2025	Bill.c...	O'Reilly Automot...	https://app...			20000 · Acc...		16.08	-38,326.15
Bill Pmt -Check	11/06/2025	Bill.c...	O'Reilly Automot...	https://app...			20000 · Acc...		17.36	-38,343.51
Bill Pmt -Check	11/06/2025	Bill.c...	O'Reilly Automot...	https://app...			20000 · Acc...		91.38	-38,434.89
Bill Pmt -Check	11/06/2025	Bill.c...	The University o...	https://app...			20000 · Acc...		1,600.00	-40,034.89
Bill Pmt -Check	11/06/2025	Bill.c...	United Fire Equi...	https://app...			20000 · Acc...		89.21	-40,124.10
Bill Pmt -Check	11/06/2025	Bill.c...	United Fire Equi...	https://app...			20000 · Acc...		103.94	-40,228.04
Bill Pmt -Check	11/06/2025	Bill.c...	7710 Insurance ...	https://app...			20000 · Acc...		36,186.25	-76,414.29
Bill Pmt -Check	11/06/2025	Bill.c...	United Fire Equi...	https://app...			20000 · Acc...		355.43	-76,769.72
Bill Pmt -Check	11/06/2025	Bill.c...	Bound Tree Med...	https://app...			20000 · Acc...		458.69	-77,228.41
Bill Pmt -Check	11/06/2025	Bill.c...	Bud's Bulk Ice S...	https://app...			20000 · Acc...		417.76	-77,646.17
Bill Pmt -Check	11/06/2025	Bill.c...	Jonoco, LLC	https://app...			20000 · Acc...		6,631.41	-84,277.58
Bill Pmt -Check	11/06/2025	Bill.c...	Salt River Project	https://app...			20000 · Acc...		8,491.30	-92,768.88
Bill Pmt -Check	11/06/2025	Bill.c...	ADR Hardware, ...	https://app...			20000 · Acc...		8.62	-92,777.50
Bill Pmt -Check	11/06/2025	Bill.c...	Ruggiero's Ace ...	https://app...			20000 · Acc...		550.90	-93,328.40
Bill Pmt -Check	11/06/2025	Bill.c...	United Fire Equi...	https://app...			20000 · Acc...		379.38	-93,707.78
Bill Pmt -Check	11/06/2025	Bill.c...	Southwest Grou...	https://app...			20000 · Acc...		400.00	-94,107.78
Bill Pmt -Check	11/06/2025	Bill.c...	Bud's Bulk Ice S...	https://app...			20000 · Acc...		409.03	-94,516.81
Bill Pmt -Check	11/06/2025	Bill.c...	Boyetts Family ...	https://app...			20000 · Acc...		32.73	-94,549.54
General Journal	11/06/2025	863		BILL 11/06...			10150 · Pay...	94,549.54		0.00
Bill Pmt -Check	11/13/2025	Bill.c...	United Fire Equi...	https://app...			20000 · Acc...		771.76	-771.76
Bill Pmt -Check	11/13/2025	Bill.c...	United Fire Equi...	https://app...			20000 · Acc...		434.24	-1,206.00
Bill Pmt -Check	11/13/2025	Bill.c...	AT&T Mobility-CC	https://app...			20000 · Acc...		109.28	-1,315.28
Bill Pmt -Check	11/13/2025	Bill.c...	United Fire Equi...	https://app...			20000 · Acc...		544.82	-1,860.10
Bill Pmt -Check	11/13/2025	Bill.c...	United Fire Equi...	https://app...			20000 · Acc...		576.64	-2,436.74

Superstition Fire & Medical District Transaction Detail by Account November 2025

Type	Date	Num	Name	Memo	Class	Clr	Split	Debit	Credit	Balance
Bill Pmt -Check	11/13/2025	Bill.c...	Support Paymen...	https://app...			20000 · Acc...		1,225.82	-3,662.56
Bill Pmt -Check	11/13/2025	Bill.c...	O'Reilly Automot...	https://app...			20000 · Acc...		100.69	-3,763.25
Bill Pmt -Check	11/13/2025	Bill.c...	Toshiba Americ...	https://app...			20000 · Acc...		183.07	-3,946.32
Bill Pmt -Check	11/13/2025	Bill.c...	United Fire Equi...	https://app...			20000 · Acc...		509.39	-4,455.71
Bill Pmt -Check	11/13/2025	Bill.c...	United Fire Equi...	https://app...			20000 · Acc...		511.25	-4,966.96
Bill Pmt -Check	11/13/2025	Bill.c...	United Fire Equi...	https://app...			20000 · Acc...		88.09	-5,055.05
Bill Pmt -Check	11/13/2025	Bill.c...	United Fire Equi...	https://app...			20000 · Acc...		415.61	-5,470.66
Bill Pmt -Check	11/13/2025	Bill.c...	American Tree ...	https://app...			20000 · Acc...		575.00	-6,045.66
Bill Pmt -Check	11/13/2025	Bill.c...	Superstition Saf...	https://app...			20000 · Acc...		1,030.00	-7,075.66
Bill Pmt -Check	11/13/2025	Bill.c...	United Fire Equi...	https://app...			20000 · Acc...		360.72	-7,436.38
Bill Pmt -Check	11/13/2025	Bill.c...	Vessel Homes S...	https://app...			20000 · Acc...		12,214.70	-19,651.08
Bill Pmt -Check	11/13/2025	Bill.c...	Apache Junction...	https://app...			20000 · Acc...		1,446.32	-21,097.40
Bill Pmt -Check	11/13/2025	Bill.c...	Republic Servic...	https://app...			20000 · Acc...		736.71	-21,834.11
Bill Pmt -Check	11/13/2025	Bill.c...	United Fire Equi...	https://app...			20000 · Acc...		60.32	-21,894.43
Bill Pmt -Check	11/13/2025	Bill.c...	United Fire Equi...	https://app...			20000 · Acc...		251.97	-22,146.40
Bill Pmt -Check	11/13/2025	Bill.c...	Toshiba Americ...	https://app...			20000 · Acc...		83.61	-22,230.01
Bill Pmt -Check	11/13/2025	Bill.c...	United Fire Equi...	https://app...			20000 · Acc...		178.31	-22,408.32
Bill Pmt -Check	11/13/2025	Bill.c...	Verizon Wireles...	https://app...			20000 · Acc...		1,999.58	-24,407.90
Bill Pmt -Check	11/13/2025	Bill.c...	McNeil & Comp...	https://app...			20000 · Acc...	81,196.50		-105,604.40
Bill Pmt -Check	11/13/2025	Bill.c...	Prudential Over...	https://app...			20000 · Acc...		2,235.70	-107,840.10
Bill Pmt -Check	11/13/2025	Bill.c...	United Fire Equi...	https://app...			20000 · Acc...		334.05	-108,174.15
Bill Pmt -Check	11/13/2025	Bill.c...	Waxie Sanitary ...	https://app...			20000 · Acc...		55.16	-108,229.31
Bill Pmt -Check	11/13/2025	Bill.c...	Dynamic Duo Ja...	https://app...			20000 · Acc...		280.00	-108,509.31
Bill Pmt -Check	11/13/2025	Bill.c...	City of Apache J...	https://app...			20000 · Acc...		11,707.20	-120,216.51
Bill Pmt -Check	11/13/2025	Bill.c...	United Fire Equi...	https://app...			20000 · Acc...		124.82	-120,341.33
Bill Pmt -Check	11/13/2025	Bill.c...	United Fire Equi...	https://app...			20000 · Acc...		743.40	-121,084.73
Bill Pmt -Check	11/13/2025	Bill.c...	United Fire Equi...	https://app...			20000 · Acc...		66.00	-121,150.73
Bill Pmt -Check	11/13/2025	Bill.c...	James Vincent ...	https://app...			20000 · Acc...		5,100.00	-126,250.73
Bill Pmt -Check	11/13/2025	Bill.c...	W.W.Williams P...	https://app...			20000 · Acc...		16,863.51	-143,114.24
Bill Pmt -Check	11/13/2025	Bill.c...	United Fire Equi...	https://app...			20000 · Acc...		18.81	-143,133.05
General Journal	11/13/2025	888		BILL 11/13...			10150 · Pay...	143,133.05		0.00
Bill Pmt -Check	11/20/2025	Bill.c...	Bound Tree Med...	https://app...			20000 · Acc...		783.34	-783.34
Bill Pmt -Check	11/20/2025	Bill.c...	Apache Junction...	https://app...			20000 · Acc...		65.79	-849.13
Bill Pmt -Check	11/20/2025	Bill.c...	Bound Tree Med...	https://app...			20000 · Acc...		1,249.22	-2,098.35
Bill Pmt -Check	11/20/2025	Bill.c...	Jennifer Burke	https://app...			20000 · Acc...		30.40	-2,128.75
Bill Pmt -Check	11/20/2025	Bill.c...	Motorola Solutio...	https://app...			20000 · Acc...		1,018.56	-3,147.31
Bill Pmt -Check	11/20/2025	Bill.c...	Bound Tree Med...	https://app...			20000 · Acc...		4,476.76	-7,624.07
Bill Pmt -Check	11/20/2025	Bill.c...	AZ COMPLETE ...	https://app...			20000 · Acc...		1,375.81	-8,999.88
Bill Pmt -Check	11/20/2025	Bill.c...	Mediacom	https://app...			20000 · Acc...		229.95	-9,229.83
Bill Pmt -Check	11/20/2025	Bill.c...	Metro Fire Equip...	https://app...			20000 · Acc...		230.00	-9,459.83
Bill Pmt -Check	11/20/2025	Bill.c...	HR Roofing Solu...	https://app...			20000 · Acc...		450.00	-9,909.83
Bill Pmt -Check	11/20/2025	Bill.c...	United Fire Equi...	https://app...			20000 · Acc...		169.66	-10,079.49
Bill Pmt -Check	11/20/2025	Bill.c...	City of Mesa	https://app...			20000 · Acc...		917.00	-10,996.49
Bill Pmt -Check	11/20/2025	Bill.c...	Bound Tree Med...	https://app...			20000 · Acc...		4,994.67	-15,991.16
Bill Pmt -Check	11/20/2025	Bill.c...	IIA Lifting Servic...	https://app...			20000 · Acc...		3,023.24	-19,014.40
Bill Pmt -Check	11/20/2025	Bill.c...	Southwest Grou...	https://app...			20000 · Acc...		1,775.00	-20,789.40
Bill Pmt -Check	11/20/2025	Bill.c...	Prophet Network...	https://app...			20000 · Acc...		3,675.04	-24,464.44
Bill Pmt -Check	11/20/2025	Bill.c...	Arizona PPE Re...	https://app...			20000 · Acc...		1,414.00	-25,878.44
Bill Pmt -Check	11/20/2025	Bill.c...	Aetna Behaviora...	https://app...			20000 · Acc...		1,059.84	-26,938.28
Bill Pmt -Check	11/20/2025	Bill.c...	United Fire Equi...	https://app...			20000 · Acc...		197.82	-27,136.10

Superstition Fire & Medical District Transaction Detail by Account November 2025

Type	Date	Num	Name	Memo	Class	Clr	Split	Debit	Credit	Balance
Bill Pmt -Check	11/20/2025	Bill.c...	Freightliner Of A...	https://app...			20000 · Acc...		2,843.20	-29,979.30
Bill Pmt -Check	11/20/2025	Bill.c...	MAVIS BENSON	https://app...			20000 · Acc...		69.08	-30,048.38
Bill Pmt -Check	11/20/2025	Bill.c...	Apache Junction...	https://app...			20000 · Acc...		72.30	-30,120.68
Bill Pmt -Check	11/20/2025	Bill.c...	Freightliner Of A...	https://app...			20000 · Acc...		269.48	-30,390.16
Bill Pmt -Check	11/20/2025	Bill.c...	Uline	https://app...			20000 · Acc...		794.08	-31,184.24
Bill Pmt -Check	11/20/2025	Bill.c...	Superstition Saf...	https://app...			20000 · Acc...		830.00	-32,014.24
Bill Pmt -Check	11/20/2025	Bill.c...	Arizona Water C...	https://app...			20000 · Acc...		283.07	-32,297.31
Bill Pmt -Check	11/20/2025	Bill.c...	Maricopa Count...	https://app...			20000 · Acc...		139.92	-32,437.23
Bill Pmt -Check	11/20/2025	Bill.c...	Waxie Sanitary ...	https://app...			20000 · Acc...		159.82	-32,597.05
Bill Pmt -Check	11/20/2025	Bill.c...	Bingham Equip...	https://app...			20000 · Acc...		1,671.75	-34,268.80
Bill Pmt -Check	11/20/2025	Bill.c...	Freightliner Of A...	https://app...			20000 · Acc...		605.31	-34,874.11
Bill Pmt -Check	11/20/2025	Bill.c...	CIGNA MEDICA...	https://app...			20000 · Acc...		445.49	-35,319.60
Bill Pmt -Check	11/20/2025	Bill.c...	Arizona Water C...	https://app...			20000 · Acc...		53.27	-35,372.87
Bill Pmt -Check	11/20/2025	Bill.c...	Empire Southwe...	https://app...			20000 · Acc...		24.05	-35,396.92
Bill Pmt -Check	11/20/2025	Bill.c...	L.N. Curtis & Sons	https://app...			20000 · Acc...		510.50	-35,907.42
Bill Pmt -Check	11/20/2025	Bill.c...	Freightliner Of A...	https://app...			20000 · Acc...		13.14	-35,920.56
Bill Pmt -Check	11/20/2025	Bill.c...	Liberty Utilities AZ	https://app...			20000 · Acc...		54.64	-35,975.20
Bill Pmt -Check	11/20/2025	Bill.c...	O'Reilly Automot...	https://app...			20000 · Acc...		18.59	-35,993.79
Bill Pmt -Check	11/20/2025	Bill.c...	Fleetpride, Inc	https://app...			20000 · Acc...		61.49	-36,055.28
Bill Pmt -Check	11/20/2025	Bill.c...	Bound Tree Med...	https://app...			20000 · Acc...		3,517.71	-39,572.99
Bill Pmt -Check	11/20/2025	Bill.c...	relevant Digital ...	https://app...			20000 · Acc...		99.00	-39,671.99
Bill Pmt -Check	11/20/2025	Bill.c...	Bakertilly	https://app...			20000 · Acc...		3,150.00	-42,821.99
Bill Pmt -Check	11/20/2025	Bill.c...	Superstition Saf...	https://app...			20000 · Acc...		165.00	-42,986.99
Bill Pmt -Check	11/20/2025	Bill.c...	City of Mesa	https://app...			20000 · Acc...		41,641.10	-84,628.09
Bill Pmt -Check	11/20/2025	Bill.c...	Bound Tree Med...	https://app...			20000 · Acc...		527.92	-85,156.01
Bill Pmt -Check	11/20/2025	Bill.c...	Bound Tree Med...	https://app...			20000 · Acc...		248.51	-85,404.52
Bill Pmt -Check	11/20/2025	Bill.c...	Bound Tree Med...	https://app...			20000 · Acc...		1,029.52	-86,434.04
Bill Pmt -Check	11/20/2025	Bill.c...	Apache Junction...	https://app...			20000 · Acc...		251.37	-86,685.41
Bill Pmt -Check	11/20/2025	Bill.c...	AETNA	https://app...			20000 · Acc...		127.27	-86,812.68
Bill Pmt -Check	11/20/2025	Bill.c...	United Fire Equi...	https://app...			20000 · Acc...		490.69	-87,303.37
Bill Pmt -Check	11/20/2025	Bill.c...	Banner Desert ...	https://app...			20000 · Acc...		8.50	-87,311.87
Bill Pmt -Check	11/20/2025	Bill.c...	L.N. Curtis & Sons	https://app...			20000 · Acc...		3,012.04	-90,323.91
Bill Pmt -Check	11/20/2025	Bill.c...	Liberty Utilities AZ	https://app...			20000 · Acc...		69.81	-90,393.72
Bill Pmt -Check	11/20/2025	Bill.c...	Motorola Solutio...	https://app...			20000 · Acc...		2,532.65	-92,926.37
Bill Pmt -Check	11/20/2025	Bill.c...	Vessel Homes S...	https://app...			20000 · Acc...		14,498.00	-107,424.37
Bill Pmt -Check	11/20/2025	Bill.c...	Vessel Homes S...	https://app...			20000 · Acc...		600.00	-108,024.37
Bill Pmt -Check	11/20/2025	Bill.c...	W.W.Williams P...	https://app...			20000 · Acc...		234.61	-108,258.98
Bill Pmt -Check	11/20/2025	Bill.c...	AMERIBEN	https://app...			20000 · Acc...		1,735.87	-109,994.85
Bill Pmt -Check	11/20/2025	Bill.c...	United Fire Equi...	https://app...			20000 · Acc...		769.08	-110,763.93
Bill Pmt -Check	11/20/2025	Bill.c...	United Fire Equi...	https://app...			20000 · Acc...		596.42	-111,360.35
Bill Pmt -Check	11/20/2025	Bill.c...	O'Reilly Automot...	https://app...			20000 · Acc...		21.81	-111,382.16
Bill Pmt -Check	11/20/2025	Bill.c...	O'Reilly Automot...	https://app...			20000 · Acc...		25.08	-111,407.24
Bill Pmt -Check	11/20/2025	Bill.c...	Freightliner Of A...	https://app...			20000 · Acc...		58.20	-111,465.44
Bill Pmt -Check	11/20/2025	Bill.c...	United Fire Equi...	https://app...			20000 · Acc...		37.79	-111,503.23
Bill Pmt -Check	11/20/2025	Bill.c...	O'Reilly Automot...	https://app...			20000 · Acc...		30.33	-111,533.56
Bill Pmt -Check	11/20/2025	Bill.c...	L.N. Curtis & Sons	https://app...			20000 · Acc...		1,230.65	-112,764.21
Bill Pmt -Check	11/20/2025	Bill.c...	Bound Tree Med...	https://app...			20000 · Acc...		3,628.57	-116,392.78
Bill Pmt -Check	11/20/2025	Bill.c...	Arizona Propane	https://app...			20000 · Acc...		191.02	-116,583.80
Bill Pmt -Check	11/20/2025	Bill.c...	O'Reilly Automot...	https://app...			20000 · Acc...		32.28	-116,616.08
Bill Pmt -Check	11/20/2025	Bill.c...	Bound Tree Med...	https://app...			20000 · Acc...		4,557.88	-121,173.96

Superstition Fire & Medical District Transaction Detail by Account November 2025

Type	Date	Num	Name	Memo	Class	Clr	Split	Debit	Credit	Balance
Bill Pmt -Check	11/20/2025	Bill.c...	United Fire Equi...	https://app...			20000 · Acc...		352.35	-121,526.31
General Journal	11/20/2025	889		BILL 11/20...			10150 · Pay...	121,526.31		0.00
General Journal	11/24/2025	893		BILL 11/24...			10150 · Pay...		1,124.71	-1,124.71
Bill Pmt -Check	11/28/2025	Bill.c...	Waxie Sanitary ...	https://app...			20000 · Acc...		86.94	-1,211.65
Bill Pmt -Check	11/28/2025	Bill.c...	Support Paymen...	https://app...			20000 · Acc...		1,225.82	-2,437.47
Bill Pmt -Check	11/28/2025	Bill.c...	Arizona PPE Re...	https://app...			20000 · Acc...		225.00	-2,662.47
Bill Pmt -Check	11/28/2025	Bill.c...	Delta Dental Ins...	https://app...			20000 · Acc...		7,214.50	-9,876.97
Bill Pmt -Check	11/28/2025	Bill.c...	Fleetpride, Inc	https://app...			20000 · Acc...		654.67	-10,531.64
Bill Pmt -Check	11/28/2025	Bill.c...	United Fire Equi...	https://app...			20000 · Acc...		523.12	-11,054.76
Bill Pmt -Check	11/28/2025	Bill.c...	Arizona Water C...	https://app...			20000 · Acc...		51.63	-11,106.39
Bill Pmt -Check	11/28/2025	Bill.c...	Waxie Sanitary ...	https://app...			20000 · Acc...		761.74	-11,868.13
Bill Pmt -Check	11/28/2025	Bill.c...	United Fire Equi...	https://app...			20000 · Acc...		443.58	-12,311.71
Bill Pmt -Check	11/28/2025	Bill.c...	Waterous Comp...	https://app...			20000 · Acc...		1,223.22	-13,534.93
Bill Pmt -Check	11/28/2025	Bill.c...	Rugged Solution...	https://app...			20000 · Acc...		3,006.55	-16,541.48
Bill Pmt -Check	11/28/2025	Bill.c...	Arizona Water C...	https://app...			20000 · Acc...		298.05	-16,839.53
Bill Pmt -Check	11/28/2025	Bill.c...	CenturyLink	https://app...			20000 · Acc...		344.06	-17,183.59
Bill Pmt -Check	11/28/2025	Bill.c...	Waxie Sanitary ...	https://app...			20000 · Acc...		56.58	-17,240.17
Bill Pmt -Check	11/28/2025	Bill.c...	Arizona Water C...	https://app...			20000 · Acc...		122.39	-17,362.56
Bill Pmt -Check	11/28/2025	Bill.c...	W.W.Williams P...	https://app...			20000 · Acc...		234.61	-17,597.17
Bill Pmt -Check	11/28/2025	Bill.c...	Arizona Water C...	https://app...			20000 · Acc...		51.63	-17,648.80
Bill Pmt -Check	11/28/2025	Bill.c...	United Fire Equi...	https://app...			20000 · Acc...		141.05	-17,789.85
Bill Pmt -Check	11/28/2025	Bill.c...	Arizona Water C...	https://app...			20000 · Acc...		84.14	-17,873.99
Bill Pmt -Check	11/28/2025	Bill.c...	W.W.Williams P...	https://app...			20000 · Acc...		410.27	-18,284.26
Bill Pmt -Check	11/28/2025	Bill.c...	RV Stripes & Gr...	https://app...			20000 · Acc...		279.79	-18,564.05
Bill Pmt -Check	11/28/2025	Bill.c...	United Fire Equi...	https://app...			20000 · Acc...		425.87	-18,989.92
Bill Pmt -Check	11/28/2025	Bill.c...	U.S. BANK EQU...	https://app...			20000 · Acc...		273.62	-19,263.54
Bill Pmt -Check	11/28/2025	Bill.c...	United Fire Equi...	https://app...			20000 · Acc...		63.78	-19,327.32
Bill Pmt -Check	11/28/2025	Bill.c...	Vessel Homes S...	https://app...			20000 · Acc...		615.00	-19,942.32
Bill Pmt -Check	11/28/2025	Bill.c...	Layni Rodriguez	https://app...			20000 · Acc...		291.00	-20,233.32
Bill Pmt -Check	11/28/2025	Bill.c...	United Fire Equi...	https://app...			20000 · Acc...		115.43	-20,348.75
Bill Pmt -Check	11/28/2025	Bill.c...	Arizona Water C...	https://app...			20000 · Acc...		87.37	-20,436.12
Bill Pmt -Check	11/28/2025	Bill.c...	United Fire Equi...	https://app...			20000 · Acc...		301.72	-20,737.84
Bill Pmt -Check	11/28/2025	Bill.c...	Under the Shield...	https://app...			20000 · Acc...		1,000.00	-21,737.84
Bill Pmt -Check	11/28/2025	Bill.c...	Arizona Water C...	https://app...			20000 · Acc...		111.08	-21,848.92
Bill Pmt -Check	11/28/2025	Bill.c...	United Fire Equi...	https://app...			20000 · Acc...		31.89	-21,880.81
Bill Pmt -Check	11/28/2025	Bill.c...	Empire Southwe...	https://app...			20000 · Acc...		186.56	-22,067.37
Bill Pmt -Check	11/28/2025	Bill.c...	United Fire Equi...	https://app...			20000 · Acc...		484.45	-22,551.82
Bill Pmt -Check	11/28/2025	Bill.c...	United Fire Equi...	https://app...			20000 · Acc...		8.59	-22,560.41
Bill Pmt -Check	11/28/2025	Bill.c...	Sea-Western Inc	https://app...			20000 · Acc...		430.51	-22,990.92
Bill Pmt -Check	11/28/2025	Bill.c...	United Fire Equi...	https://app...			20000 · Acc...		58.90	-23,049.82
Bill Pmt -Check	11/28/2025	Bill.c...	CenturyLink	https://app...			20000 · Acc...		230.96	-23,280.78
Bill Pmt -Check	11/28/2025	Bill.c...	Proshred Securit...	https://app...			20000 · Acc...		100.00	-23,380.78
Bill Pmt -Check	11/28/2025	Bill.c...	United Fire Equi...	https://app...			20000 · Acc...		372.88	-23,753.66
Bill Pmt -Check	11/28/2025	Bill.c...	United Fire Equi...	https://app...			20000 · Acc...		40.21	-23,793.87
Bill Pmt -Check	11/28/2025	Bill.c...	United Fire Equi...	https://app...			20000 · Acc...		41.89	-23,835.76
Bill Pmt -Check	11/28/2025	Bill.c...	Factory Motor P...	https://app...			20000 · Acc...		238.38	-24,074.14
Bill Pmt -Check	11/28/2025	Bill.c...	United Fire Equi...	https://app...			20000 · Acc...		506.60	-24,580.74
Bill Pmt -Check	11/28/2025	Bill.c...	Arizona Water C...	https://app...			20000 · Acc...		37.87	-24,618.61
Bill Pmt -Check	11/28/2025	Bill.c...	Rite-A-Way Gar...	https://app...			20000 · Acc...		1,143.00	-25,761.61
Bill Pmt -Check	11/28/2025	Bill.c...	Arizona Water C...	https://app...			20000 · Acc...		53.27	-25,814.88

Superstition Fire & Medical District Transaction Detail by Account November 2025

Type	Date	Num	Name	Memo	Class	Clr	Split	Debit	Credit	Balance
Bill Pmt -Check	11/28/2025	Bill.c...	Eagle One Appli...	https://app...			20000 · Acc...		99.00	-25,913.88
Bill Pmt -Check	11/28/2025	Bill.c...	Delta Dental Ins...	https://app...			20000 · Acc...		845.89	-26,759.77
General Journal	11/28/2025	890		BILL 11/28...			10150 · Pay...	25,635.06		-1,124.71
Total 1072 · Bill.com Money Out Clearing								384,843.96	385,968.67	-1,124.71
11000 · Petty Cash - Accounting										
Bill Pmt -Check	11/04/2025		Hughes Fire Eq...	QuickBook...			20000 · Acc...	0.00		0.00
Bill Pmt -Check	11/04/2025		San Tan Auto P...	QuickBook...			20000 · Acc...	0.00		0.00
Bill Pmt -Check	11/24/2025		Freightliner Of A...	QuickBook...			20000 · Acc...	0.00		0.00
Bill Pmt -Check	11/24/2025		Freightliner Of A...	QuickBook...			20000 · Acc...	0.00		0.00
Bill Pmt -Check	11/24/2025		Freightliner Of A...	QuickBook...			20000 · Acc...	0.00		0.00
Bill Pmt -Check	11/24/2025		Freightliner Of A...	QuickBook...			20000 · Acc...	0.00		0.00
Total 11000 · Petty Cash - Accounting								0.00	0.00	0.00
TOTAL								4,864,267.63	4,276,735.18	587,532.45



Superstition Fire and Medical District

Fiscal Year Begins: Jul-25

Twelve-Month Cash Flow

Superstition Fire and Medical District

	Beginning	Jul-25	Aug-25	Sep-25	Oct-25	Nov-25	Dec-25	Jan-26	Feb-26	Mar-26	Apr-26	May-26	Jun-26	Monthly Average	Overview
Cash Summary															
Cash on Hand (beginning of month)	8,740,274	8,740,274	6,678,443	4,731,229	6,182,279	8,401,314	8,651,341	11,010,487	11,483,731	10,698,189	10,080,665	10,022,944	13,275,499	9,163,033	
Cash Available (on hand + receipts, before cash out)	8,740,274	9,249,570	7,809,339	7,782,926	10,601,917	10,429,414	13,360,041	14,526,059	12,725,031	12,011,989	12,178,565	15,229,244	14,933,542	11,736,470	
Cash Position (end of month)	8,740,274	6,678,443	4,731,229	6,182,279	8,401,314	8,651,341	11,010,487	11,483,731	10,698,189	10,080,665	10,022,944	13,275,499	8,759,228	9,164,612	
Cash Receipts															
Tax Levy Revenue		77,447	266,258	2,646,276	3,975,464	1,719,583	4,048,900	2,937,972	666,600	724,500	1,514,300	4,641,400	276,262	1,957,914	
Non-Tax Levy Revenue		431,850	864,638	405,421	444,174	308,517	659,800	577,600	574,700	589,300	583,600	564,900	681,906	557,200	
Transfers		0	0	0	0	0	0	0	0	0	0	0	699,875	58,323	
Total Cash Receipts		509,297	1,130,895	3,051,697	4,419,638	2,028,100	4,708,700	3,515,572	1,241,300	1,313,800	2,097,900	5,206,300	1,658,043	2,573,437	
Cash Paid Out															
Disbursements		2,571,127	3,078,110	1,600,647	2,200,603	1,778,073	2,349,554	3,042,328	2,026,842	1,931,324	2,155,621	1,953,745	4,174,314	2,405,191	
Transfers		0	0	0	0	0	0	0	0	0	0	0	2,000,000	166,667	
Total Cash Paid Out		2,571,127	3,078,110	1,600,647	2,200,603	1,778,073	2,349,554	3,042,328	2,026,842	1,931,324	2,155,621	1,953,745	6,174,314	2,571,857	
		(Actual)	(Actual)	(Actual)	(Actual)	(Actual)	(Budget)	(Budget)	(Budget)	(Budget)	(Budget)	(Budget)	(Budget)	(Budget)	

*This includes the General Fund, Transport Services Fund and Special Revenue Fund