



Superstition Fire and Medical District

Monthly Financial Report

Monthly Financial Report – October 2025

Attached are the following for your information and review:

1. Balance Sheet as of October 31, 2025.
2. Summary of reconciled cash balances on October 31, 2025.
3. Income Statement of Revenues and Expenditures for October 2025, including budget to actual and year-to-date balances.
4. PPT Graphs
5. October 2025 Disbursements.
6. 12-Month Cash Flow.

Key points:

- Total Revenue for October is \$4,414,068, which is \$4,726,932 under budget.
 - Tax Levy Revenue for October is \$4,771,813 under budget driven by timing of property tax collections.
 - Non-Tax Levy Revenue for October is \$447,181, which is \$44,881 over budget driven by higher transport revenue.
- Total Expenses for October is \$1,796,767, which is \$177,248 under budget.
 - Communications and IT expenses are under budget by \$83,051, driven by timing of computer software licenses.
 - Vehicles and Equipment expenses are under budget by \$57,684, driven by timing of PPE purchases, lower EMS disposables and timing of MCT maintenance costs.
 - Managerial expenses are under budget by \$33,471, driven by timing of professional fee invoices.
- Year-to-Date Revenue is \$8,660,218, which is under budget \$3,687,682, driven by timing of property tax collections.
- Year-to-Date Expense is \$8,039,558, which is under budget \$766,625, driven by lower personnel expense and timing of communication fees.
- Total Cash as of October 2025 was \$14,464,352, which is a decrease of \$3,463,804 from last year driven by timing of property tax collections.

Please contact Ben Archer-Clowes for any questions or concerns regarding this report.

Superstition Fire & Medical District
Balance Sheet Prev Year Comparison
As of October 31, 2025

	Oct 31, 25	Oct 31, 24	\$ Change
ASSETS			
Current Assets			
Checking/Savings			
10100 · Fund Cash - General (M&O)	5,950,329.34	8,859,922.95	-2,909,593.61
10120 · Ambulance Operating	687,291.63	24,106.20	663,185.43
10130 · Ambulance Payroll	278,735.62	192,872.99	85,862.63
10140 · Transport Lockbox	70,626.42	218,152.63	-147,526.21
10150 · Payroll Account	1,063,850.98	645,852.65	417,998.33
10200 · Fund Cash - Capital Projects	2,164,499.98	3,208,340.81	-1,043,840.83
10400 · Special Revenue Fund	350,479.99	322,256.04	28,223.95
10500 · Fund Cash - Bond Proceeds 2006	249,491.19	892,445.58	-642,954.39
10600 · Debt Retirement Interest	15,550.90	32,883.75	-17,332.85
10700 · Contingency Reserve Fund Cash	3,633,496.01	3,513,054.64	120,441.37
1072 · Bill.com Money Out Clearing	0.00	18,168.07	-18,168.07
11000 · Petty Cash - Accounting	0.00	100.00	-100.00
Total Checking/Savings	14,464,352.06	17,928,156.31	-3,463,804.25
Accounts Receivable			
13000 · Accounts Receivable	1,482,174.98	1,502,781.99	-20,607.01
Total Accounts Receivable	1,482,174.98	1,502,781.99	-20,607.01
Other Current Assets			
12001 · Undeposited Funds	60.00	4,957.31	-4,897.31
18700 · Construction in Progress	0.00	35,046.00	-35,046.00
Total Other Current Assets	60.00	40,003.31	-39,943.31
Total Current Assets	15,946,587.04	19,470,941.61	-3,524,354.57
Fixed Assets			
17001 · Vehicles			
17005 · Accm Dep - Vehicles	-8,352,823.12	-7,524,620.00	-828,203.12
17001 · Vehicles - Other	13,731,505.97	13,304,241.00	427,264.97
Total 17001 · Vehicles	5,378,682.85	5,779,621.00	-400,938.15
17010 · Machinery and Equipment			
17015 · Accm Dep Machinery and Equipmen	-3,676,600.61	-3,425,338.00	-251,262.61
17010 · Machinery and Equipment - Other	5,050,492.40	4,502,301.00	548,191.40
Total 17010 · Machinery and Equipment	1,373,891.79	1,076,963.00	296,928.79
17020 · Land			
17020 · Land	1,241,806.00	1,241,806.00	0.00
17030 · Building and Improvements			
17035 · Accm Dep Building and Improveme	-9,361,060.70	-8,986,183.00	-374,877.70
17030 · Building and Improvements - Other	12,303,848.40	12,193,912.00	109,936.40
Total 17030 · Building and Improvements	2,942,787.70	3,207,729.00	-264,941.30
17040 · Leasehold Improvements			
17045 · Accm Dep Leasehold Improvements	-922,525.00	-922,525.00	0.00
17040 · Leasehold Improvements - Other	926,052.80	922,525.00	3,527.80
Total 17040 · Leasehold Improvements	3,527.80	0.00	3,527.80
Total Fixed Assets	10,940,696.14	11,306,119.00	-365,422.86
Other Assets			
16000 · Prepaid Items	110,549.67	3,129.54	107,420.13
17050 · Investment in Joint Venture	158,227.00	158,227.00	0.00
18010 · Deferred Outflows PSPRS	7,005,844.00	7,005,844.00	0.00
18015 · Deferred Outflows ASRS	224,133.00	224,133.00	0.00
Total Other Assets	7,498,753.67	7,391,333.54	107,420.13
TOTAL ASSETS	34,386,036.85	38,168,394.15	-3,782,357.30
LIABILITIES & EQUITY			
Liabilities			
Current Liabilities			

Superstition Fire & Medical District
Balance Sheet Prev Year Comparison
As of October 31, 2025

	Oct 31, 25	Oct 31, 24	\$ Change
Accounts Payable			
20000 · Accounts Payable	-132,018.04	736,340.43	-868,358.47
Total Accounts Payable	-132,018.04	736,340.43	-868,358.47
Credit Cards			
21002 · Chase Credit Card	-71.00	35,147.64	-35,218.64
Total Credit Cards	-71.00	35,147.64	-35,218.64
Other Current Liabilities			
21000 · Payroll Liabilities			
26400 · Accrued Payroll & Benefits	717,588.00	511,034.00	206,554.00
21000 · Payroll Liabilities - Other	78,098.95	127,271.48	-49,172.53
Total 21000 · Payroll Liabilities	795,686.95	638,305.48	157,381.47
21100 · Compensated Absenses	2,511,229.00	2,511,229.00	0.00
21250 · Sales Tax Payable	0.00	48.31	-48.31
24020 · Accrued Interest Expense	19,585.00	19,585.00	0.00
25000 · Due To other funds	0.06	0.06	0.00
26000 · Deferred Revenue	808,347.00	808,347.00	0.00
27000 · Bond Payable	29,073,000.00	30,537,000.00	-1,464,000.00
27005 · Unamortized GADA Bond	54,910.00	54,910.00	0.00
27010 · Ambulance Lease Agreement	0.00	169,980.00	-169,980.00
27015 · Capital Lease Agreements	1,829,446.80	1,947,480.37	-118,033.57
29020 · Net Pension Liability PSPRS	6,291,671.00	6,291,671.00	0.00
Total Other Current Liabilities	41,383,875.81	42,978,556.22	-1,594,680.41
Total Current Liabilities	41,251,786.77	43,750,044.29	-2,498,257.52
Long Term Liabilities			
29025 · Net Pension Liability ASRS	1,429,014.00	1,429,014.00	0.00
Total Long Term Liabilities	1,429,014.00	1,429,014.00	0.00
Total Liabilities	42,680,800.77	45,179,058.29	-2,498,257.52
Equity			
31000 · Fund Balance	-9,057,880.00	-9,057,880.00	0.00
32000 · Retained Earnings	626,387.40	-2,640,119.85	3,266,507.25
Net Income	136,728.68	4,687,335.71	-4,550,607.03
Total Equity	-8,294,763.92	-7,010,664.14	-1,284,099.78
TOTAL LIABILITIES & EQUITY	34,386,036.85	38,168,394.15	-3,782,357.30

Superstition Fire and Medical District
 Reconciliation Summary
 Period Ending 10/31/2025

	General Fund	Ambulance	Capital Projects	Special Revenue	Bond Proceeds
	10/31/2025	Operating	10/31/2025	Fund	10/31/2025
	10/31/2025	10/31/2025	10/31/2025	10/31/2025	10/31/2025
Beginning Balance	4,520,903.79	689,437.29	2,160,462.47	348,913.75	138,954.05
Cleared Transactions					
Checks and Payments	(5,061,519.12)	-	-	-	-
Deposits and Credits	6,517,560.77	562.28	4,037.51	1,566.24	110,537.14
Total Cleared Transactions	<u>1,456,041.65</u>	<u>562.28</u>	<u>4,037.51</u>	<u>1,566.24</u>	<u>110,537.14</u>
Cleared Balance	<u>5,976,945.44</u>	<u>689,999.57</u>	<u>2,164,499.98</u>	<u>350,479.99</u>	<u>249,491.19</u>
Uncleared Transactions					
Checks and Payments	(26,616.10)	(2,707.94)	-	-	-
Deposits and Credits	-	-	-	-	-
Total Uncleared Transactions	<u>(26,616.10)</u>	<u>(2,707.94)</u>	<u>-</u>	<u>-</u>	<u>-</u>
Register Balance as of 10/31/2025	<u>5,950,329.34</u>	<u>687,291.63</u>	<u>2,164,499.98</u>	<u>350,479.99</u>	<u>249,491.19</u>

	Debt Retirement	Contingency	Transport	Ground	Payroll Account
	Interest	Reserve Fund	Lockbox	Transportaion	10/31/2025
	10/31/2025	10/31/2025	10/31/2025	10/31/2025	10/31/2025
Beginning Balance	9,477.67	3,627,585.93	93,455.74	268,279.17	290,614.00
Cleared Transactions					
Checks and Payments	-	-	(138,949.20)	(448,295.03)	(2,198,980.18)
Deposits and Credits	6,073.23	5,910.08	116,119.88	458,751.48	2,972,217.16
Total Cleared Transactions	<u>6,073.23</u>	<u>5,910.08</u>	<u>(22,829.32)</u>	<u>10,456.45</u>	<u>773,236.98</u>
	<u>15,550.90</u>	<u>3,633,496.01</u>	<u>70,626.42</u>	<u>278,735.62</u>	<u>1,063,850.98</u>
Uncleared Transactions					
Checks and Payments	-	-	-	-	-
Deposits and Credits	-	-	-	-	-
Total Uncleared Transactions	<u>-</u>	<u>-</u>	<u>-</u>	<u>-</u>	<u>-</u>
Register Balance as of 10/31/2025	<u>15,550.90</u>	<u>3,633,496.01</u>	<u>70,626.42</u>	<u>278,735.62</u>	<u>1,063,850.98</u>

Superstition Fire & Medical District Profit & Loss Budget Performance October 2025

	Oct 25	Budget	\$ Over Budget	Jul - Oct 25	YTD Budget	\$ Over Budget	Annual Budget
Ordinary Income/Expense							
Income							
4000 · Tax Levy Revenue	3,966,887.23	8,738,700.00	-4,771,812.77	6,906,101.12	10,519,000.00	-3,612,898.88	23,494,962.00
4200 · Non-Tax Levy Revenue	447,181.19	402,300.00	44,881.19	1,754,117.10	1,828,900.00	-74,782.90	6,152,799.00
Total Income	4,414,068.42	9,141,000.00	-4,726,931.58	8,660,218.22	12,347,900.00	-3,687,681.78	29,647,761.00
Gross Profit	4,414,068.42	9,141,000.00	-4,726,931.58	8,660,218.22	12,347,900.00	-3,687,681.78	29,647,761.00
Expense							
5000 · Personnel Expenses	1,581,272.50	1,576,335.00	4,937.50	6,926,150.86	7,229,123.00	-302,972.14	23,353,163.00
6100 · Building and Land	60,379.26	49,810.00	10,569.26	199,791.30	199,240.00	551.30	595,078.00
6200 · Vehicles & Equipment	86,175.59	143,860.00	-57,684.41	438,689.13	561,230.00	-122,540.87	1,570,306.00
6300 · Communication/IT	18,049.26	101,100.00	-83,050.74	190,604.95	405,000.00	-214,395.05	1,215,837.00
6400 · Travel & Training	6,030.67	24,580.00	-18,549.33	51,997.26	111,420.00	-59,422.74	322,069.00
7100 · Managerial Expense	44,859.44	78,330.00	-33,470.56	232,324.58	300,170.00	-67,845.42	1,018,946.00
Total Expense	1,796,766.72	1,974,015.00	-177,248.28	8,039,558.08	8,806,183.00	-766,624.92	28,075,399.00
Net Ordinary Income	2,617,301.70	7,166,985.00	-4,549,683.30	620,660.14	3,541,717.00	-2,921,056.86	1,572,362.00
Other Income/Expense							
Other Income							
9001 · Transfers In from Other Funds	0.00	0.00	0.00	0.00	0.00	0.00	699,875.00
Total Other Income	0.00	0.00	0.00	0.00	0.00	0.00	699,875.00
Other Expense							
8500 · Debt Payments	0.00	0.00	0.00	0.00	0.00	0.00	60,497.00
9501 · Transfers Out to other Funds	0.00	0.00	0.00	0.00	0.00	0.00	2,000,000.00
Total Other Expense	0.00	0.00	0.00	0.00	0.00	0.00	2,060,497.00
Net Other Income	0.00	0.00	0.00	0.00	0.00	0.00	-1,360,622.00
Net Income	2,617,301.70	7,166,985.00	-4,549,683.30	620,660.14	3,541,717.00	-2,921,056.86	211,740.00

Superstition Fire & Medical District
Profit & Loss Budget Performance - General Fund
October 2025

	Oct 25	Budget	\$ Over Budget	Jul - Oct 25	YTD Budget	\$ Over Budget	Annual Budget
Ordinary Income/Expense							
Income							
4000 · Tax Levy Revenue	3,966,887.23	8,738,700.00	-4,771,812.77	6,906,101.12	10,519,000.00	-3,612,898.88	23,494,962.00
4200 · Non-Tax Levy Revenue	16,274.22	16,800.00	-525.78	179,805.48	262,200.00	-82,394.52	889,500.00
Total Income	3,983,161.45	8,755,500.00	-4,772,338.55	7,085,906.60	10,781,200.00	-3,695,293.40	24,384,462.00
Gross Profit	3,983,161.45	8,755,500.00	-4,772,338.55	7,085,906.60	10,781,200.00	-3,695,293.40	24,384,462.00
Expense							
5000 · Personnel Expenses	1,345,632.46	1,316,205.00	29,427.46	5,923,671.77	6,068,648.00	-144,976.23	19,892,299.00
6100 · Building and Land	43,184.25	36,840.00	6,344.25	145,948.65	147,360.00	-1,411.35	438,495.00
6200 · Vehicles & Equipment	47,705.45	90,950.00	-43,244.55	266,494.53	350,594.00	-84,099.47	964,764.00
6300 · Communication/IT	12,393.98	59,600.00	-47,206.02	112,839.58	238,400.00	-125,560.42	715,620.00
6400 · Travel & Training	5,876.75	21,800.00	-15,923.25	46,183.77	100,300.00	-54,116.23	288,569.00
7100 · Managerial Expense	17,504.37	42,310.00	-24,805.63	124,647.78	164,790.00	-40,142.22	562,965.00
Total Expense	1,472,297.26	1,567,705.00	-95,407.74	6,619,786.08	7,070,092.00	-450,305.92	22,862,712.00
Net Ordinary Income	2,510,864.19	7,187,795.00	-4,676,930.81	466,120.52	3,711,108.00	-3,244,987.48	1,521,750.00
Other Income/Expense							
Other Income							
9001 · Transfers In from Other Funds	0.00	0.00	0.00	0.00	0.00	0.00	699,875.00
Total Other Income	0.00	0.00	0.00	0.00	0.00	0.00	699,875.00
Other Expense							
8100 · Capital Outlay	0.00			0.00			
9501 · Transfers Out to other Funds	0.00	0.00	0.00	0.00	0.00	0.00	2,000,000.00
Total Other Expense	0.00	0.00	0.00	0.00	0.00	0.00	2,000,000.00
Net Other Income	0.00	0.00	0.00	0.00	0.00	0.00	-1,300,125.00
Net Income	2,510,864.19	7,187,795.00	-4,676,930.81	466,120.52	3,711,108.00	-3,244,987.48	221,625.00

Superstition Fire & Medical District
Profit & Loss Budget Performance - Transport Services Fund
October 2025

	Oct 25	Budget	\$ Over Budget	Jul - Oct 25	YTD Budget	\$ Over Budget	Annual Budget
Ordinary Income/Expense							
Income							
4200 · Non-Tax Levy Revenue	430,906.97	385,500.00	45,406.97	1,574,311.62	1,566,700.00	7,611.62	5,263,299.00
Total Income	430,906.97	385,500.00	45,406.97	1,574,311.62	1,566,700.00	7,611.62	5,263,299.00
Gross Profit	430,906.97	385,500.00	45,406.97	1,574,311.62	1,566,700.00	7,611.62	5,263,299.00
Expense							
5000 · Personnel Expenses	235,640.04	260,130.00	-24,489.96	1,002,479.09	1,160,475.00	-157,995.91	3,460,864.00
6100 · Building and Land	17,195.01	12,970.00	4,225.01	53,842.65	51,880.00	1,962.65	156,583.00
6200 · Vehicles & Equipment	38,470.14	52,910.00	-14,439.86	172,194.60	210,636.00	-38,441.40	605,542.00
6300 · Communication/IT	5,655.28	41,500.00	-35,844.72	77,765.37	166,600.00	-88,834.63	500,217.00
6400 · Travel & Training	153.92	2,780.00	-2,626.08	5,813.49	11,120.00	-5,306.51	33,500.00
7100 · Managerial Expense	27,355.07	36,020.00	-8,664.93	107,676.80	135,380.00	-27,703.20	455,981.00
Total Expense	324,469.46	406,310.00	-81,840.54	1,419,772.00	1,736,091.00	-316,319.00	5,212,687.00
Net Ordinary Income	106,437.51	-20,810.00	127,247.51	154,539.62	-169,391.00	323,930.62	50,612.00
Other Income/Expense							
Other Expense							
8100 · Capital Outlay	0.00			0.00			
8500 · Debt Payments	0.00	0.00	0.00	0.00	0.00	0.00	60,497.00
Total Other Expense	0.00	0.00	0.00	0.00	0.00	0.00	60,497.00
Net Other Income	0.00	0.00	0.00	0.00	0.00	0.00	-60,497.00
Net Income	106,437.51	-20,810.00	127,247.51	154,539.62	-169,391.00	323,930.62	-9,885.00

Superstition Fire & Medical District
Profit & Loss Budget Performance - Capital Fund
October 2025

	<u>Oct 25</u>	<u>Budget</u>	<u>\$ Over Budget</u>	<u>Jul - Oct 25</u>	<u>YTD Budget</u>	<u>\$ Over Budget</u>	<u>Annual Budget</u>
Ordinary Income/Expense							
Income							
4200 · Non-Tax Levy Revenue	13,198.55	3,800.00	9,398.55	40,266.50	15,200.00	25,066.50	45,000.00
Total Income	13,198.55	3,800.00	9,398.55	40,266.50	15,200.00	25,066.50	45,000.00
Gross Profit	13,198.55	3,800.00	9,398.55	40,266.50	15,200.00	25,066.50	45,000.00
Net Ordinary Income	13,198.55	3,800.00	9,398.55	40,266.50	15,200.00	25,066.50	45,000.00
Other Income/Expense							
Other Income							
9001 · Transfers In from Other Funds	0.00	0.00	0.00	0.00	0.00	0.00	2,000,000.00
Total Other Income	0.00	0.00	0.00	0.00	0.00	0.00	2,000,000.00
Other Expense							
8100 · Capital Outlay	20,921.19			443,711.59			
8500 · Debt Payments	0.00	0.00	0.00	323,494.54	323,492.91	1.63	465,654.91
Total Other Expense	20,921.19	0.00	20,921.19	767,206.13	323,492.91	443,713.22	465,654.91
Net Other Income	-20,921.19	0.00	-20,921.19	-767,206.13	-323,492.91	-443,713.22	1,534,345.09
Net Income	-7,722.64	3,800.00	-11,522.64	-726,939.63	-308,292.91	-418,646.72	1,579,345.09

Superstition Fire & Medical District
Profit & Loss Budget Performance - Debt Service Fund
October 2025

	Oct 25	Budget	\$ Over Budget	Jul - Oct 25	YTD Budget	\$ Over Budget	Annual Budget
Ordinary Income/Expense							
Income							
4000 · Tax Levy Revenue	116,202.60	256,500.00	-140,297.40	196,447.07	305,400.00	-108,952.93	685,573.00
4200 · Non-Tax Levy Revenue	407.77	900.00	-492.23	4,730.38	3,600.00	1,130.38	11,000.00
Total Income	116,610.37	257,400.00	-140,789.63	201,177.45	309,000.00	-107,822.55	696,573.00
Gross Profit	116,610.37	257,400.00	-140,789.63	201,177.45	309,000.00	-107,822.55	696,573.00
Expense							
7100 · Managerial Expense	0.00	0.00	0.00	0.00	0.00	0.00	37,865.00
Total Expense	0.00	0.00	0.00	0.00	0.00	0.00	37,865.00
Net Ordinary Income	116,610.37	257,400.00	-140,789.63	201,177.45	309,000.00	-107,822.55	658,708.00
Other Income/Expense							
Other Expense							
8500 · Debt Payments	0.00	0.00	0.00	0.00	0.00	0.00	659,000.00
Total Other Expense	0.00	0.00	0.00	0.00	0.00	0.00	659,000.00
Net Other Income	0.00	0.00	0.00	0.00	0.00	0.00	-659,000.00
Net Income	116,610.37	257,400.00	-140,789.63	201,177.45	309,000.00	-107,822.55	-292.00

Superstition Fire & Medical District
Profit & Loss Budget Performance - COP Reserve Fund
October 2025

	Oct 25	Budget	\$ Over Budget	Jul - Oct 25	YTD Budget	\$ Over Budget	Annual Budget
Ordinary Income/Expense							
Income							
4200 · Non-Tax Levy Revenue	5,910.08	4,600.00	1,310.08	41,830.72	18,400.00	23,430.72	55,000.00
Total Income	5,910.08	4,600.00	1,310.08	41,830.72	18,400.00	23,430.72	55,000.00
Gross Profit	5,910.08	4,600.00	1,310.08	41,830.72	18,400.00	23,430.72	55,000.00
Net Ordinary Income	5,910.08	4,600.00	1,310.08	41,830.72	18,400.00	23,430.72	55,000.00
Other Income/Expense							
Other Expense							
9501 · Transfers Out to other Funds	0.00	0.00	0.00	0.00	0.00	0.00	699,875.00
Total Other Expense	0.00	0.00	0.00	0.00	0.00	0.00	699,875.00
Net Other Income	0.00	0.00	0.00	0.00	0.00	0.00	-699,875.00
Net Income	5,910.08	4,600.00	1,310.08	41,830.72	18,400.00	23,430.72	-644,875.00



Financial Report October 2025

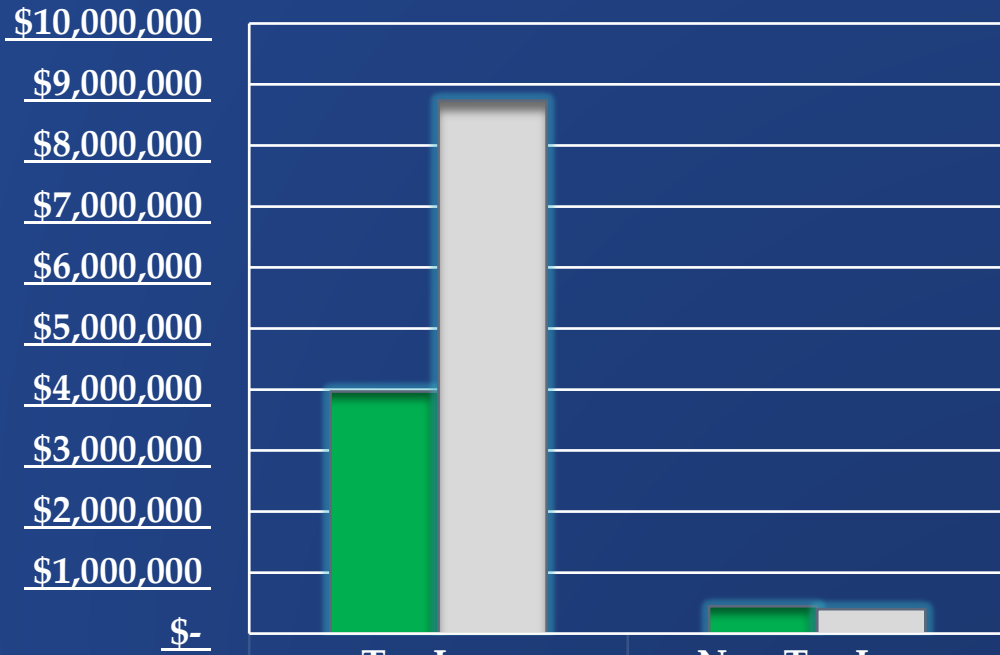


JAMES VINCENT GROUP
ACCOUNTING & CONSULTING



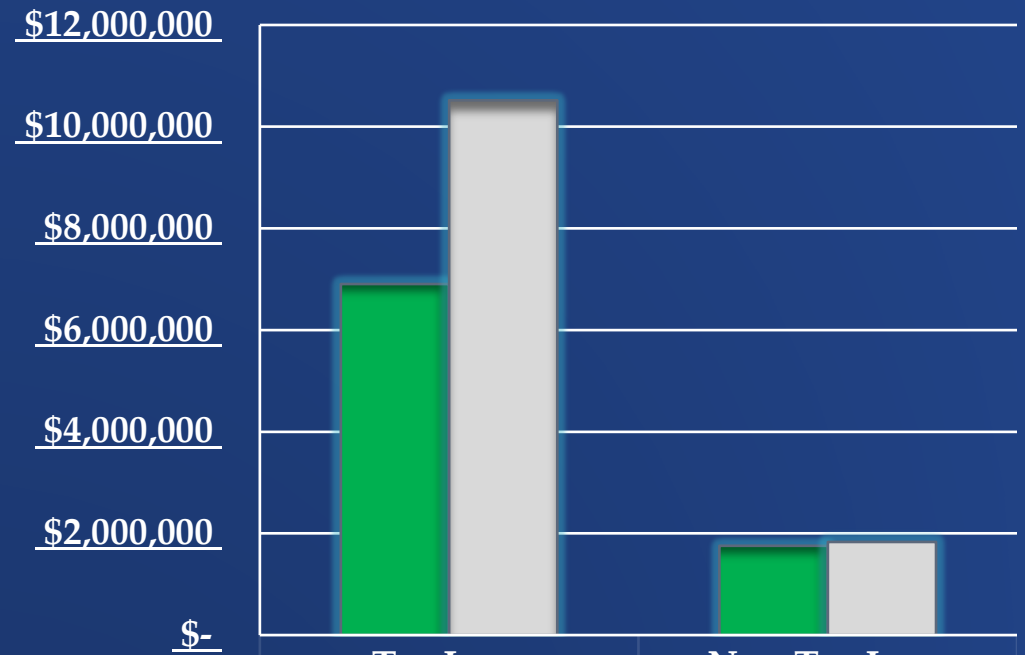
Revenue Actuals vs. Budget

October



	Tax Levy	Non-Tax Levy
Actual	\$3,966,887	\$447,181
Budget	\$8,738,700	\$402,300
VAR	\$(4,771,813)	\$44,881

October YTD




	Tax Levy	Non-Tax Levy
Actual	\$6,906,101	\$1,754,117
Budget	\$10,519,000	\$1,828,900
VAR	\$(3,612,899)	\$(74,783)



October 2025 Actuals vs. Budget

Expenditures

\$1,800,000
 \$1,600,000
 \$1,400,000
 \$1,200,000
 \$1,000,000
 \$800,000
 \$600,000
 \$400,000
 \$200,000
 \$-



	Personnel	Building & Land	Vehicles & Equipment	Communication/IT	Travel & Training	Managerial Expenses
■ Actual	\$1,581,273	\$60,379	\$86,176	\$18,049	\$6,031	\$44,859
■ Budget	\$1,576,335	\$49,810	\$143,860	\$101,100	\$24,580	\$78,330
VAR	\$4,938	\$10,569	\$(57,684)	\$(83,051)	\$(18,549)	\$(33,471)

*This includes the General, Transport Services and Special Revenue Funds



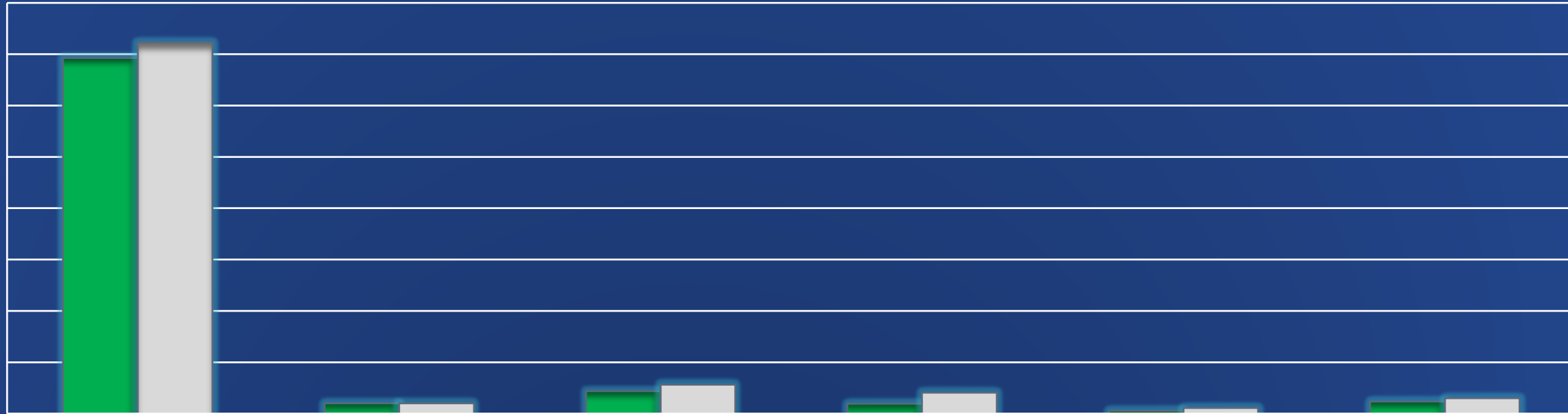
YTD Actuals vs. Budget



JAMES VINCENT GROUP
ACCOUNTING & CONSULTING

Expenditures

\$8,000,000
\$7,000,000
\$6,000,000
\$5,000,000
\$4,000,000
\$3,000,000
\$2,000,000
\$1,000,000
\$-



	Personnel	Building & Land	Vehicles & Equipment	Communication/IT	Travel & Training	Managerial Expenses
Actual	\$6,926,151	\$199,791	\$438,689	\$190,605	\$51,997	\$232,325
Budget	\$7,229,123	\$199,240	\$561,230	\$405,000	\$111,420	\$300,170
VAR	\$(302,972)	\$551	\$(122,541)	\$(214,395)	\$(59,423)	\$(67,845)

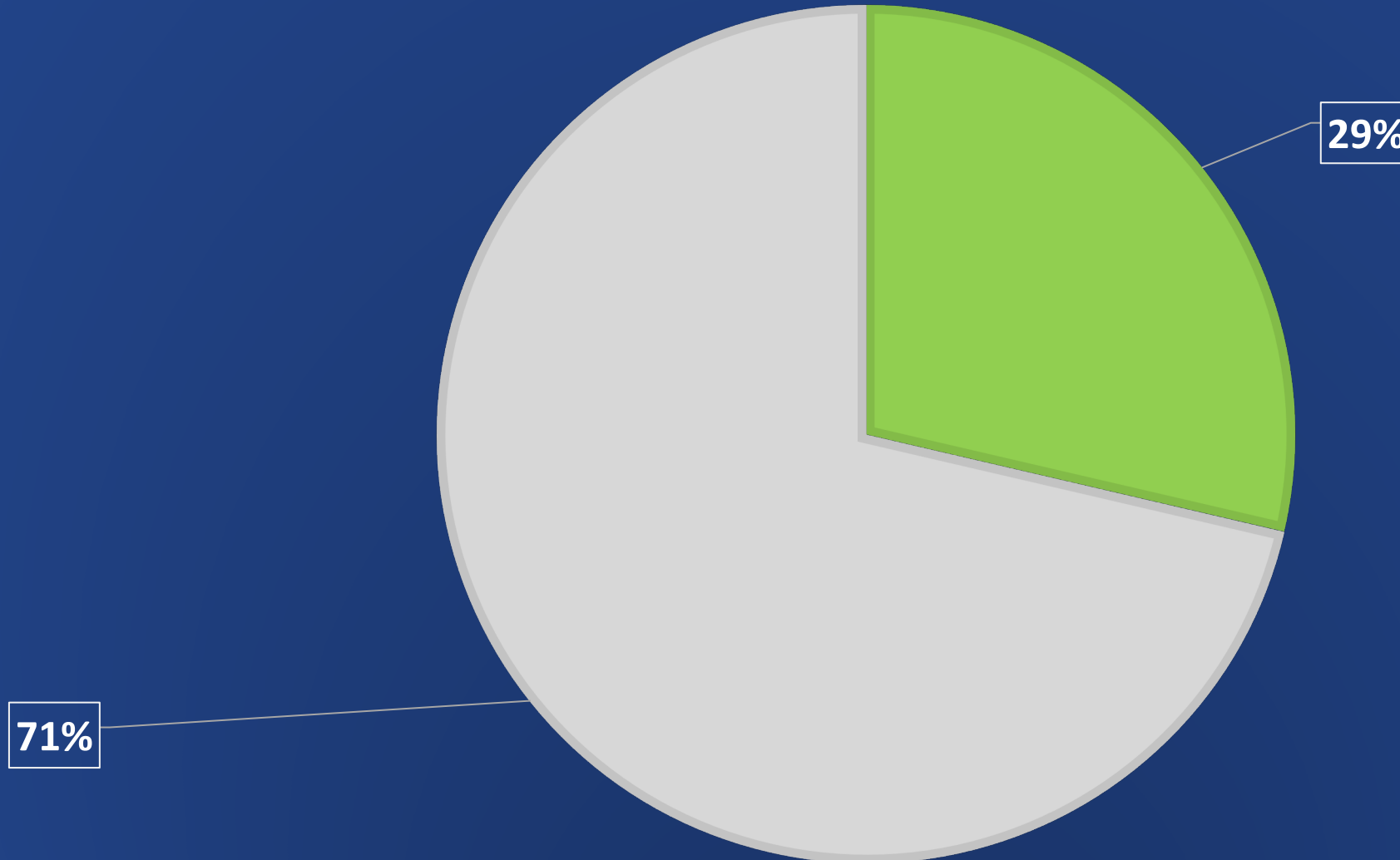
*This includes the General, Transport Services and Special Revenue Funds



YTD Expenses as a Percentage of Budget

■ Actual YTD ■ Budget Remaining

October 2025 Targeted % - 33%



**This includes the General, Transport Services and Special Revenue Funds*

Superstition Fire & Medical District Transaction Detail by Account October 2025

Type	Date	Num	Name	Memo	Class	Clr	Split	Debit	Credit	Balance
10100 · Fund Cash - General (M&O)										
Transfer	10/02/2025			Funds Tra...		X	10150 · Pay...		1,200,000.00	-1,200,000.00
Deposit	10/15/2025			Deposit		X	-SPLIT-	1,824.07		-1,198,175.93
Transfer	10/16/2025			Funds Tra...		X	10150 · Pay...		650,000.00	-1,848,175.93
Deposit	10/22/2025			Deposit		X	-SPLIT-	3,828.70		-1,844,347.23
Transfer	10/29/2025			Funds Tra...		X	10150 · Pay...		675,000.00	-2,519,347.23
General Journal	10/31/2025	882		To Record ...		X	4010 · Prop...	3,975,463.88		1,456,116.65
Check	10/31/2025	EFT		Wire Fees		X	7109 · Bank...		75.00	1,456,041.65
Total 10100 · Fund Cash - General (M&O)								3,981,116.65	2,525,075.00	1,456,041.65
10120 · Ambulance Operating										
General Journal	10/31/2025	881		To Record ...		X	4250 · Inter...	562.28		562.28
Total 10120 · Ambulance Operating								562.28	0.00	562.28
10130 · Ambulance Payroll										
Deposit	10/01/2025		AARP Supp	Deposit		X	4210 · Amb...	139.91		139.91
Deposit	10/01/2025		BCBS	Deposit		X	4210 · Amb...	122.53		262.44
Deposit	10/01/2025		Transport Cust...	Deposit		X	4210 · Amb...	795.00		1,057.44
Deposit	10/01/2025		Marketplace	Deposit		X	4210 · Amb...	1,217.50		2,274.94
Deposit	10/01/2025		Medisun	Deposit		X	4210 · Amb...	1,587.98		3,862.92
Deposit	10/01/2025		Noridian	Deposit		X	4210 · Amb...	2,078.33		5,941.25
Deposit	10/01/2025		UHC Community	Deposit		X	4210 · Amb...	1,761.98		7,703.23
Deposit	10/01/2025		UHC Community	Deposit		X	4210 · Amb...	2,724.82		10,428.05
General Journal	10/01/2025	862				X	4210 · Amb...		100.00	10,328.05
Deposit	10/02/2025		AARP Supp	Deposit		X	4210 · Amb...	91.84		10,419.89
Deposit	10/02/2025		BCBS	Deposit		X	4210 · Amb...	1,810.08		12,229.97
Deposit	10/02/2025		Centene	Deposit		X	4210 · Amb...	6,936.91		19,166.88
Deposit	10/02/2025		Humana	Deposit		X	4210 · Amb...	233.40		19,400.28
Deposit	10/02/2025		Humana	Deposit		X	4210 · Amb...	152.10		19,552.38
Deposit	10/02/2025		Transport Cust...	Deposit		X	4210 · Amb...	440.00		19,992.38
Deposit	10/02/2025		Noridian	Deposit		X	4210 · Amb...	1,310.60		21,302.98
Deposit	10/02/2025		United Healthcare	Deposit		X	4210 · Amb...	352.15		21,655.13
Transfer	10/02/2025			Funds Tra...		X	10150 · Pay...		188,770.39	-167,115.26
Check	10/02/2025	EFT				X	7109 · Bank...		1,383.91	-168,499.17
Deposit	10/03/2025		AETNA	Deposit		X	4210 · Amb...	1,515.07		-166,984.10
Deposit	10/03/2025		Ahcccs	Deposit		X	4210 · Amb...	275.00		-166,709.10
Deposit	10/03/2025		BCBS	Deposit		X	4210 · Amb...	2,329.60		-164,379.50
Deposit	10/03/2025		GEHA	Deposit		X	4210 · Amb...	128.93		-164,250.57
Deposit	10/03/2025		Humana	Deposit		X	4210 · Amb...	1,700.25		-162,550.32
Deposit	10/03/2025		Humana	Deposit		X	4210 · Amb...	1,353.50		-161,196.82
Deposit	10/03/2025		Transport Cust...	Deposit		X	4210 · Amb...	390.00		-160,806.82
Deposit	10/03/2025		Marketplace	Deposit		X	4210 · Amb...	1,402.71		-159,404.11
Deposit	10/03/2025		Medisun	Deposit		X	4210 · Amb...	1,342.78		-158,061.33
Deposit	10/03/2025		Noridian	Deposit		X	4210 · Amb...	377.96		-157,683.37
Deposit	10/03/2025		PCS	Deposit		X	4210 · Amb...	3,219.08		-154,464.29
Deposit	10/03/2025		UHC Community	Deposit		X	4210 · Amb...	425.06		-154,039.23
Deposit	10/06/2025			Deposit		X	-SPLIT-	527.31		-153,511.92
Deposit	10/06/2025		AARP Supp	Deposit		X	4210 · Amb...	221.45		-153,290.47
Deposit	10/06/2025		BCBS	Deposit		X	4210 · Amb...	1,140.24		-152,150.23

Superstition Fire & Medical District Transaction Detail by Account October 2025

Type	Date	Num	Name	Memo	Class	Clr	Split	Debit	Credit	Balance
Deposit	10/06/2025		BCBS	Deposit		X	4210 · Amb...	118.87		-152,031.36
Deposit	10/06/2025		Cigna	Deposit		X	4210 · Amb...	1,930.20		-150,101.16
Deposit	10/06/2025		Transport Cust...	Deposit		X	4210 · Amb...	1,862.65		-148,238.51
Deposit	10/06/2025		Transport Cust...	Deposit		X	4210 · Amb...	1,217.03		-147,021.48
Deposit	10/06/2025		Transport Cust...	Deposit		X	4210 · Amb...	300.00		-146,721.48
Deposit	10/06/2025		Marketplace	Deposit		X	4210 · Amb...	975.08		-145,746.40
Deposit	10/06/2025		Noridian	Deposit		X	4210 · Amb...	537.70		-145,208.70
Deposit	10/06/2025		OPTUM	Deposit		X	4210 · Amb...	563.87		-144,644.83
Deposit	10/06/2025		UHC Community	Deposit		X	4210 · Amb...	1,192.67		-143,452.16
Deposit	10/06/2025		United Healthcare	Deposit		X	4210 · Amb...	419.12		-143,033.04
Deposit	10/07/2025		AARP Supp	Deposit		X	4210 · Amb...	114.18		-142,918.86
Deposit	10/07/2025		AETNA	Deposit		X	4210 · Amb...	2,016.24		-140,902.62
Deposit	10/07/2025		HDIC	Deposit		X	4210 · Amb...	123.44		-140,779.18
Deposit	10/07/2025		HHP Texas	Deposit		X	4210 · Amb...	275.55		-140,503.63
Deposit	10/07/2025		Humana	Deposit		X	4210 · Amb...	274.95		-140,228.68
Deposit	10/07/2025		Transport Cust...	Deposit		X	4210 · Amb...	29.36		-140,199.32
Deposit	10/07/2025		Noridian	Deposit		X	4210 · Amb...	369.35		-139,829.97
Deposit	10/07/2025		UHC Community	Deposit		X	4210 · Amb...	224.37		-139,605.60
Deposit	10/07/2025		UHC Community	Deposit		X	4210 · Amb...	110.82		-139,494.78
Deposit	10/08/2025		36 Treas	Deposit		X	4210 · Amb...	169.99		-139,324.79
Deposit	10/08/2025		AETNA	Deposit		X	4210 · Amb...	1,265.32		-138,059.47
Deposit	10/08/2025		BCBS	Deposit		X	4210 · Amb...	5,850.51		-132,208.96
Deposit	10/08/2025		BCBS	Deposit		X	4210 · Amb...	169.51		-132,039.45
Deposit	10/08/2025		BCBS	Deposit		X	4210 · Amb...	593.73		-131,445.72
Deposit	10/08/2025		Centene	Deposit		X	4210 · Amb...	925.44		-130,520.28
Deposit	10/08/2025		Transport Cust...	Deposit		X	4210 · Amb...	100.00		-130,420.28
Deposit	10/08/2025		Marketplace	Deposit		X	4210 · Amb...	1,477.60		-128,942.68
Deposit	10/08/2025		Medisun	Deposit		X	4210 · Amb...	698.80		-128,243.88
Deposit	10/08/2025		Noridian	Deposit		X	4210 · Amb...	375.09		-127,868.79
Deposit	10/08/2025		OPTUM	Deposit		X	4210 · Amb...	936.35		-126,932.44
Deposit	10/08/2025		OPTUM	Deposit		X	4210 · Amb...	2,372.40		-124,560.04
Deposit	10/08/2025		UHC Community	Deposit		X	4210 · Amb...	1,241.81		-123,318.23
Deposit	10/09/2025		Centene	Deposit		X	4210 · Amb...	5,024.18		-118,294.05
Deposit	10/09/2025		Humana	Deposit		X	4210 · Amb...	268.38		-118,025.67
Deposit	10/09/2025		United Healthcare	Deposit		X	4210 · Amb...	734.14		-117,291.53
Deposit	10/10/2025		36 Treas	Deposit		X	4210 · Amb...	5,604.26		-111,687.27
Deposit	10/10/2025		AARP Supp	Deposit		X	4210 · Amb...	215.65		-111,471.62
Deposit	10/10/2025		HNB	Deposit		X	4210 · Amb...	1,509.81		-109,961.81
Deposit	10/10/2025		Humana	Deposit		X	4210 · Amb...	795.27		-109,166.54
Deposit	10/10/2025		Transport Cust...	Deposit		X	4210 · Amb...	8,294.15		-100,872.39
Deposit	10/10/2025		Medisun	Deposit		X	4210 · Amb...	1,004.17		-99,868.22
Deposit	10/10/2025		Noridian	Deposit		X	4210 · Amb...	2,632.66		-97,235.56
Deposit	10/10/2025		OPTUM	Deposit		X	4210 · Amb...	347.58		-96,887.98
Deposit	10/10/2025		Palmetto GBA	Deposit		X	4210 · Amb...	417.42		-96,470.56
Deposit	10/10/2025		UHC Community	Deposit		X	4210 · Amb...	106.61		-96,363.95
Deposit	10/10/2025		UHC Community	Deposit		X	4210 · Amb...	142.47		-96,221.48
Deposit	10/10/2025		United Healthcare	Deposit		X	4210 · Amb...	243.66		-95,977.82
Deposit	10/14/2025		BCBS	Deposit		X	4210 · Amb...	3,085.17		-92,892.65
Deposit	10/14/2025		BCBS	Deposit		X	4210 · Amb...	1,857.00		-91,035.65
Deposit	10/14/2025		Transport Cust...	Deposit		X	4210 · Amb...	6,586.26		-84,449.39

Superstition Fire & Medical District Transaction Detail by Account October 2025

Type	Date	Num	Name	Memo	Class	Clr	Split	Debit	Credit	Balance
Deposit	10/14/2025		Transport Cust...	Deposit		X	4210 · Amb...	250.00		-84,199.39
Deposit	10/14/2025		Transport Cust...	Deposit		X	4210 · Amb...	506.98		-83,692.41
Deposit	10/14/2025		Transport Cust...	Deposit		X	4210 · Amb...	789.45		-82,902.96
Deposit	10/14/2025		Noridian	Deposit		X	4210 · Amb...	13,974.61		-68,928.35
Deposit	10/15/2025		36 Treas	Deposit		X	4210 · Amb...	315.00		-68,613.35
Deposit	10/15/2025		AARP Supp	Deposit		X	4210 · Amb...	249.63		-68,363.72
Deposit	10/15/2025		Centene	Deposit		X	4210 · Amb...	1,878.30		-66,485.42
Deposit	10/15/2025		HNB	Deposit		X	4210 · Amb...	1,494.66		-64,990.76
Deposit	10/15/2025		Humana	Deposit		X	4210 · Amb...	158.37		-64,832.39
Deposit	10/15/2025		Humana	Deposit		X	4210 · Amb...	328.45		-64,503.94
Deposit	10/15/2025		Humana	Deposit		X	4210 · Amb...	160.17		-64,343.77
Deposit	10/15/2025		Humana	Deposit		X	4210 · Amb...	265.68		-64,078.09
Deposit	10/15/2025		Medisun	Deposit		X	4210 · Amb...	836.20		-63,241.89
Deposit	10/15/2025		OPTUM	Deposit		X	4210 · Amb...	556.16		-62,685.73
Deposit	10/15/2025		OPTUM	Deposit		X	4210 · Amb...	367.01		-62,318.72
Deposit	10/15/2025		United Healthcare	Deposit		X	4210 · Amb...	581.87		-61,736.85
Deposit	10/16/2025			Deposit		X	-SPLIT-	300.00		-61,436.85
Deposit	10/16/2025			Deposit		X	-SPLIT-	1,150.00		-60,286.85
Deposit	10/16/2025		36 Treas	Deposit		X	4210 · Amb...	3,832.04		-56,454.81
Deposit	10/16/2025		AARP Supp	Deposit		X	4210 · Amb...	96.42		-56,358.39
Deposit	10/16/2025		AETNA	Deposit		X	4210 · Amb...	524.45		-55,833.94
Deposit	10/16/2025		AETNA	Deposit		X	4210 · Amb...	459.61		-55,374.33
Deposit	10/16/2025		BCBS	Deposit		X	4210 · Amb...	1,640.02		-53,734.31
Deposit	10/16/2025		Centene	Deposit		X	4210 · Amb...	91.85		-53,642.46
Deposit	10/16/2025		Transport Cust...	Deposit		X	4210 · Amb...	289.23		-53,353.23
Deposit	10/16/2025		Noridian	Deposit		X	4210 · Amb...	3,337.76		-50,015.47
Deposit	10/16/2025		OPTUM	Deposit		X	4210 · Amb...	1,486.21		-48,529.26
Deposit	10/16/2025		UHC Community	Deposit		X	4210 · Amb...	810.21		-47,719.05
Deposit	10/16/2025		UHC Community	Deposit		X	4210 · Amb...	110.27		-47,608.78
Deposit	10/16/2025		UHC Community	Deposit		X	4210 · Amb...	3,008.97		-44,599.81
Deposit	10/16/2025		UHC Community	Deposit		X	4210 · Amb...	7,884.10		-36,715.71
Deposit	10/16/2025		United Healthcare	Deposit		X	4210 · Amb...	675.28		-36,040.43
Deposit	10/16/2025		United Healthcare	Deposit		X	4210 · Amb...	546.45		-35,493.98
Deposit	10/16/2025		United Healthcare	Deposit		X	4210 · Amb...	1,607.84		-33,886.14
Deposit	10/16/2025		United Healthcare	Deposit		X	4210 · Amb...	106.49		-33,779.65
Deposit	10/16/2025		United Healthcare	Deposit		X	4210 · Amb...	126.92		-33,652.73
Transfer	10/16/2025			Funds Tra...		X	10150 · Pay...		134,226.44	-167,879.17
Deposit	10/17/2025		36 Treas	Deposit		X	4210 · Amb...	1,223.12		-166,656.05
Deposit	10/17/2025		AETNA	Deposit		X	4210 · Amb...	127.27		-166,528.78
Deposit	10/17/2025		AETNA	Deposit		X	4210 · Amb...	3,173.54		-163,355.24
Deposit	10/17/2025		AETNA	Deposit		X	4210 · Amb...	616.52		-162,738.72
Deposit	10/17/2025		BCBS	Deposit		X	4210 · Amb...	234.81		-162,503.91
Deposit	10/17/2025		Brycer	Deposit		X	4210 · Amb...	2,041.00		-160,462.91
Deposit	10/17/2025		Cigna Edge	Deposit		X	4210 · Amb...	1,106.82		-159,356.09
Deposit	10/17/2025		HHP Texas	Deposit		X	4210 · Amb...	264.79		-159,091.30
Deposit	10/17/2025		HNB	Deposit		X	4210 · Amb...	3,782.89		-155,308.41
Deposit	10/17/2025		Humana	Deposit		X	4210 · Amb...	2,552.46		-152,755.95
Deposit	10/17/2025		Humana	Deposit		X	4210 · Amb...	588.75		-152,167.20
Deposit	10/17/2025		Transport Cust...	Deposit		X	4210 · Amb...	808.49		-151,358.71
Deposit	10/17/2025		OPTUM	Deposit		X	4210 · Amb...	895.43		-150,463.28

Superstition Fire & Medical District Transaction Detail by Account October 2025

Type	Date	Num	Name	Memo	Class	Clr	Split	Debit	Credit	Balance
Deposit	10/17/2025		United Healthcare	Deposit		X	4210 · Amb...	9.78		-150,453.50
Deposit	10/17/2025		United Healthcare	Deposit		X	4210 · Amb...	2,007.22		-148,446.28
Deposit	10/20/2025		36 Treas	Deposit		X	4210 · Amb...	3,687.36		-144,758.92
Deposit	10/20/2025		BCBS	Deposit		X	4210 · Amb...	1,970.14		-142,788.78
Deposit	10/20/2025		Humana	Deposit		X	4210 · Amb...	629.11		-142,159.67
Deposit	10/20/2025		Transport Cust...	Deposit		X	4210 · Amb...	12,150.01		-130,009.66
Deposit	10/20/2025		Transport Cust...	Deposit		X	4210 · Amb...	215.00		-129,794.66
Deposit	10/20/2025		Transport Cust...	Deposit		X	4210 · Amb...	4,314.77		-125,479.89
Deposit	10/20/2025		Medica	Deposit		X	4210 · Amb...	516.16		-124,963.73
Deposit	10/20/2025		Noridian	Deposit		X	4210 · Amb...	3,247.12		-121,716.61
Deposit	10/20/2025		United Healthcare	Deposit		X	4210 · Amb...	820.92		-120,895.69
Deposit	10/21/2025		36 Treas	Deposit		X	4210 · Amb...	177.65		-120,718.04
Deposit	10/21/2025		Humana	Deposit		X	4210 · Amb...	615.63		-120,102.41
Deposit	10/21/2025		Transport Cust...	Deposit		X	4210 · Amb...	150.00		-119,952.41
Deposit	10/21/2025		Noridian	Deposit		X	4210 · Amb...	2,153.80		-117,798.61
Deposit	10/21/2025		UHC Community	Deposit		X	4210 · Amb...	346.35		-117,452.26
Deposit	10/21/2025		UHC Community	Deposit		X	4210 · Amb...	484.61		-116,967.65
Deposit	10/21/2025		United Healthcare	Deposit		X	4210 · Amb...	184.37		-116,783.28
Deposit	10/22/2025		36 Treas	Deposit		X	4210 · Amb...	435.25		-116,348.03
Deposit	10/22/2025		BCBS	Deposit		X	4210 · Amb...	1,528.18		-114,819.85
Deposit	10/22/2025		BCBS	Deposit		X	4210 · Amb...	677.60		-114,142.25
Deposit	10/22/2025		Centene	Deposit		X	4210 · Amb...	1,393.43		-112,748.82
Deposit	10/22/2025		Cigna Edge	Deposit		X	4210 · Amb...	156.34		-112,592.48
Deposit	10/22/2025		Cigna	Deposit		X	4210 · Amb...	1,990.11		-110,602.37
Deposit	10/22/2025		Transport Cust...	Deposit		X	4210 · Amb...	55.00		-110,547.37
Deposit	10/22/2025		Marketplace	Deposit		X	4210 · Amb...	1,918.31		-108,629.06
Deposit	10/22/2025		Noridian	Deposit		X	4210 · Amb...	4,877.08		-103,751.98
Deposit	10/22/2025		OPTUM	Deposit		X	4210 · Amb...	371.50		-103,380.48
Deposit	10/22/2025		OPTUM	Deposit		X	4210 · Amb...	519.72		-102,860.76
Deposit	10/22/2025		OPTUM	Deposit		X	4210 · Amb...	564.52		-102,296.24
Deposit	10/22/2025		Uhc	Deposit		X	4210 · Amb...	204.75		-102,091.49
Deposit	10/22/2025		UHC Community	Deposit		X	4210 · Amb...	1,220.67		-100,870.82
Deposit	10/22/2025		United Healthcare	Deposit		X	4210 · Amb...	1,008.66		-99,862.16
Deposit	10/23/2025		36 Treas	Deposit		X	4210 · Amb...	269.00		-99,593.16
Deposit	10/23/2025		AARP Supp	Deposit		X	4210 · Amb...	123.99		-99,469.17
Deposit	10/23/2025		BCBS	Deposit		X	4210 · Amb...	1,810.23		-97,658.94
Deposit	10/23/2025		Centene	Deposit		X	4210 · Amb...	6,476.55		-91,182.39
Deposit	10/23/2025		Transport Cust...	Deposit		X	4210 · Amb...	313.50		-90,868.89
Deposit	10/23/2025		Noridian	Deposit		X	4210 · Amb...	3,306.43		-87,562.46
Deposit	10/23/2025		United Healthcare	Deposit		X	4210 · Amb...	704.58		-86,857.88
Deposit	10/23/2025		United Healthcare	Deposit		X	4210 · Amb...	1,138.65		-85,719.23
Deposit	10/24/2025		AETNA	Deposit		X	4210 · Amb...	1,880.96		-83,838.27
Deposit	10/24/2025		BCBS	Deposit		X	4210 · Amb...	1,757.15		-82,081.12
Deposit	10/24/2025		Cigna	Deposit		X	4210 · Amb...	1,544.16		-80,536.96
Deposit	10/24/2025		Cigna	Deposit		X	4210 · Amb...	23.93		-80,513.03
Deposit	10/24/2025		Transport Cust...	Deposit		X	4210 · Amb...	402.10		-80,110.93
Deposit	10/24/2025		Noridian	Deposit		X	4210 · Amb...	4,470.45		-75,640.48
Deposit	10/24/2025		UHC Community	Deposit		X	4210 · Amb...	230.05		-75,410.43
Deposit	10/24/2025		UHC Community	Deposit		X	4210 · Amb...	2,173.17		-73,237.26
Deposit	10/24/2025		United Healthcare	Deposit		X	4210 · Amb...	490.40		-72,746.86

Superstition Fire & Medical District Transaction Detail by Account October 2025

Type	Date	Num	Name	Memo	Class	Clr	Split	Debit	Credit	Balance
Deposit	10/24/2025		United Healthcare	Deposit		X	4210 · Amb...	9.77		-72,737.09
Deposit	10/27/2025		36 Treas	Deposit		X	4210 · Amb...	2,102.72		-70,634.37
Deposit	10/27/2025		AARP Supp	Deposit		X	4210 · Amb...	911.13		-69,723.24
Deposit	10/27/2025		Transport Cust...	Deposit		X	4210 · Amb...	1,890.26		-67,832.98
Deposit	10/27/2025		Transport Cust...	Deposit		X	4210 · Amb...	100.00		-67,732.98
Deposit	10/27/2025		Transport Cust...	Deposit		X	4210 · Amb...	775.00		-66,957.98
Deposit	10/27/2025		Noridian	Deposit		X	4210 · Amb...	2,173.90		-64,784.08
Deposit	10/27/2025		UHC Community	Deposit		X	4210 · Amb...	1,307.01		-63,477.07
Deposit	10/27/2025		United Healthcare	Deposit		X	4210 · Amb...	1,051.35		-62,425.72
Deposit	10/28/2025		HDIC	Deposit		X	4210 · Amb...	119.78		-62,305.94
Deposit	10/28/2025		HNB	Deposit		X	4210 · Amb...	1,308.81		-60,997.13
Deposit	10/28/2025		Noridian	Deposit		X	4210 · Amb...	432.96		-60,564.17
Deposit	10/28/2025		UHC Community	Deposit		X	4210 · Amb...	199.99		-60,364.18
Deposit	10/28/2025		UHC Community	Deposit		X	4210 · Amb...	811.64		-59,552.54
Deposit	10/28/2025		UMR	Deposit		X	4210 · Amb...	125.46		-59,427.08
Deposit	10/28/2025		United Healthcare	Deposit		X	4210 · Amb...	1,879.75		-57,547.33
Deposit	10/29/2025		BCBS	Deposit		X	4210 · Amb...	225.36		-57,321.97
Deposit	10/29/2025		Cigna Edge	Deposit		X	4210 · Amb...	944.02		-56,377.95
Deposit	10/29/2025		Transport Cust...	Deposit		X	4210 · Amb...	474.44		-55,903.51
Deposit	10/29/2025		Marketplace	Deposit		X	4210 · Amb...	1,930.20		-53,973.31
Deposit	10/29/2025		Noridian	Deposit		X	4210 · Amb...	362.90		-53,610.41
Deposit	10/29/2025		UHC Community	Deposit		X	4210 · Amb...	2,176.53		-51,433.88
Deposit	10/29/2025		UHC Community	Deposit		X	4210 · Amb...	2,997.70		-48,436.18
Deposit	10/29/2025		UHC Community	Deposit		X	4210 · Amb...	1,349.01		-47,087.17
Deposit	10/29/2025		United Healthcare	Deposit		X	4210 · Amb...	832.29		-46,254.88
Transfer	10/29/2025			Funds Tra...		X	10140 · Tra...	138,884.92		92,630.04
Transfer	10/29/2025			Funds Tra...		X	10150 · Pay...		123,814.29	-31,184.25
Deposit	10/30/2025		36 Treas	Deposit		X	4210 · Amb...	121.80		-31,062.45
Deposit	10/30/2025		AARP Supp	Deposit		X	4210 · Amb...	120.15		-30,942.30
Deposit	10/30/2025		Centene	Deposit		X	4210 · Amb...	10,271.02		-20,671.28
Deposit	10/30/2025		HNB	Deposit		X	4210 · Amb...	233.89		-20,437.39
Deposit	10/30/2025		Transport Cust...	Deposit		X	4210 · Amb...	845.00		-19,592.39
Deposit	10/30/2025		Noridian	Deposit		X	4210 · Amb...	2,053.73		-17,538.66
Deposit	10/30/2025		OPTUM	Deposit		X	4210 · Amb...	565.41		-16,973.25
Deposit	10/30/2025		United Healthcare	Deposit		X	4210 · Amb...	1,242.66		-15,730.59
Deposit	10/31/2025		36 Treas	Deposit		X	4210 · Amb...	147.78		-15,582.81
Deposit	10/31/2025		36 Treas	Deposit		X	4210 · Amb...	123.99		-15,458.82
Deposit	10/31/2025		AETNA	Deposit		X	4210 · Amb...	1,890.26		-13,568.56
Deposit	10/31/2025		AETNA	Deposit		X	4210 · Amb...	1,737.18		-11,831.38
Deposit	10/31/2025		Ahcccs	Deposit		X	4210 · Amb...	1,375.81		-10,455.57
Deposit	10/31/2025		BCBS	Deposit		X	4210 · Amb...	1,967.97		-8,487.60
Deposit	10/31/2025		Centene	Deposit		X	4210 · Amb...	367.92		-8,119.68
Deposit	10/31/2025		HNB	Deposit		X	4210 · Amb...	2,384.51		-5,735.17
Deposit	10/31/2025		Transport Cust...	Deposit		X	4210 · Amb...	5,733.63		-1.54
Deposit	10/31/2025		Noridian	Deposit		X	4210 · Amb...	513.20		511.66
Deposit	10/31/2025		UHC Community	Deposit		X	4210 · Amb...	230.66		742.32
Deposit	10/31/2025		UHC Community	Deposit		X	4210 · Amb...	908.12		1,650.44
Deposit	10/31/2025		UHC Community	Deposit		X	4210 · Amb...	2,567.70		4,218.14
Deposit	10/31/2025		UMR	Deposit		X	4210 · Amb...	1,427.85		5,645.99
Deposit	10/31/2025		United Healthcare	Deposit		X	4210 · Amb...	2,620.46		8,266.45

Superstition Fire & Medical District Transaction Detail by Account October 2025

Type	Date	Num	Name	Memo	Class	Clr	Split	Debit	Credit	Balance
Deposit	10/31/2025			PNP		X	-SPLIT-	2,190.00		10,456.45
Total 10130 · Ambulance Payroll								458,751.48	448,295.03	10,456.45
10140 · Transport Lockbox										
Deposit	10/02/2025			Deposit		X	4210 · Amb...	969.49		969.49
Deposit	10/03/2025			Deposit		X	4210 · Amb...	124.36		1,093.85
Deposit	10/06/2025			Deposit		X	4210 · Amb...	19,634.55		20,728.40
Deposit	10/07/2025			Deposit		X	4210 · Amb...	6,982.27		27,710.67
Deposit	10/09/2025			Deposit		X	4210 · Amb...	932.32		28,642.99
Deposit	10/10/2025			Deposit		X	4210 · Amb...	4,856.09		33,499.08
General Journal	10/10/2025	888		Deposited I...	150 - A...	X	4210 · Amb...		64.28	33,434.80
Deposit	10/14/2025			Deposit		X	4210 · Amb...	10,113.06		43,547.86
Deposit	10/15/2025			Deposit		X	4210 · Amb...	5,189.32		48,737.18
Deposit	10/16/2025			Deposit		X	4210 · Amb...	200.00		48,937.18
Deposit	10/17/2025			Deposit		X	4210 · Amb...	1,032.51		49,969.69
Deposit	10/20/2025			Deposit		X	4210 · Amb...	12,755.10		62,724.79
Deposit	10/21/2025			Deposit		X	4210 · Amb...	12,395.49		75,120.28
Deposit	10/22/2025			Deposit		X	4210 · Amb...	720.72		75,841.00
Deposit	10/23/2025			Deposit		X	4210 · Amb...	614.37		76,455.37
Deposit	10/24/2025			Deposit		X	4210 · Amb...	2,549.21		79,004.58
Deposit	10/27/2025			Deposit		X	4210 · Amb...	15,974.59		94,979.17
Deposit	10/28/2025			Deposit		X	4210 · Amb...	7,719.01		102,698.18
Transfer	10/29/2025			Funds Tra...		X	10130 · Am...		138,884.92	-36,186.74
Deposit	10/29/2025			Deposit		X	4210 · Amb...	1,838.00		-34,348.74
Deposit	10/30/2025			Deposit		X	4210 · Amb...	630.00		-33,718.74
Deposit	10/31/2025			Deposit		X	4210 · Amb...	10,889.42		-22,829.32
Total 10140 · Transport Lockbox								116,119.88	138,949.20	-22,829.32
10150 · Payroll Account										
Transfer	10/02/2025			Funds Tra...		X	10130 · Am...	188,770.39		188,770.39
Transfer	10/02/2025			Funds Tra...		X	10100 · Fun...	1,200,000.00		1,388,770.39
General Journal	10/03/2025	916		BILL 10/03...		X	1072 · Bill.c...		283,373.20	1,105,397.19
General Journal	10/06/2025	917		BILL 10/06...		X	1072 · Bill.c...	167.04		1,105,564.23
General Journal	10/06/2025	918		BILL 10/06...		X	1072 · Bill.c...	214.00		1,105,778.23
Check	10/09/2025	EFT				X	21660 · HS...		5,064.65	1,100,713.58
General Journal	10/10/2025	883		BILL 10/10...		X	1072 · Bill.c...		201,872.67	898,840.91
General Journal	10/10/2025	887				X	5010.1 · Ad...		364,634.40	534,206.51
General Journal	10/10/2025	887				X	5010.1 · Ad...		90,232.70	443,973.81
Check	10/10/2025	ACH	Nationwide Retir...			X	21800 · Pre...		700.00	443,273.81
Check	10/10/2025	ACH	Nationwide Retir...			X	21800 · Pre...		7,747.65	435,526.16
Check	10/10/2025	ACH	Nationwide Retir...			X	21800 · Pre...		8,075.27	427,450.89
Check	10/10/2025	ACH	Nationwide Retir...			X	21800 · Pre...		15,088.93	412,361.96
Check	10/10/2025	ACH	Nationwide Retir...			X	21800 · Pre...		35,219.32	377,142.64
Check	10/10/2025	ACH	Arizona State R...			X	21725 · Civi...		27,443.90	349,698.74
Check	10/10/2025	ACH	Health Equity			X	21660 · HS...		21,418.25	328,280.49
Check	10/14/2025	ACH	PSPRS			X	21700 · Car...		83,648.10	244,632.39
Check	10/15/2025	EFT	Bill.com			X	6301 · Com...		506.82	244,125.57
Transfer	10/16/2025			Funds Tra...		X	10130 · Am...	134,226.44		378,352.01
Transfer	10/16/2025			Funds Tra...		X	10100 · Fun...	650,000.00		1,028,352.01

Superstition Fire & Medical District Transaction Detail by Account October 2025

Type	Date	Num	Name	Memo	Class	Clr	Split	Debit	Credit	Balance
General Journal	10/17/2025	884		BILL 10/17...		X	1072 · Bill.c...		46,120.12	982,231.89
General Journal	10/20/2025	885		BILL 10/20...		X	1072 · Bill.c...	25.00		982,256.89
General Journal	10/23/2025	886		BILL 10/23...		X	1072 · Bill.c...		42,878.78	939,378.11
Check	10/23/2025	EFT				X	21660 · HS...		4,983.36	934,394.75
General Journal	10/24/2025	887		BILL 10/24...		X	1072 · Bill.c...		8,957.16	925,437.59
General Journal	10/24/2025	887				X	5010.1 · Ad...		363,945.03	561,492.56
General Journal	10/24/2025	887				X	5010.1 · Ad...		90,284.43	471,208.13
Check	10/24/2025	ACH	Arizona State R...			X	21725 · Civi...		26,497.48	444,710.65
Check	10/24/2025	ACH	Health Equity			X	21660 · HS...		21,308.25	423,402.40
Bill Pmt -Check	10/26/2025	N/A	Chase Cardme...	# 4246315...		X	20000 · Acc...		41,434.01	381,968.39
Check	10/27/2025	ACH	PSPRS			X	21700 · Car...		85,437.13	296,531.26
Check	10/28/2025	ACH	Nationwide Retir...			X	21800 · Pre...		690.00	295,841.26
Check	10/28/2025	ACH	Nationwide Retir...			X	21800 · Pre...		7,490.94	288,350.32
Check	10/28/2025	ACH	Nationwide Retir...			X	21800 · Pre...		7,882.50	280,467.82
Check	10/28/2025	ACH	Nationwide Retir...			X	21800 · Pre...		14,844.93	265,622.89
Check	10/28/2025	ACH	Nationwide Retir...			X	21800 · Pre...		31,378.67	234,244.22
Transfer	10/29/2025			Funds Tra...		X	10130 · Am...	123,814.29		358,058.51
Transfer	10/29/2025			Funds Tra...		X	10100 · Fun...	675,000.00		1,033,058.51
General Journal	10/30/2025	888		BILL 10/30...		X	1072 · Bill.c...		259,821.53	773,236.98
Total 10150 · Payroll Account								2,972,217.16	2,198,980.18	773,236.98
10200 · Fund Cash - Capital Projects										
General Journal	10/31/2025	880		To Record ...		X	4250 · Inter...	4,037.51		4,037.51
Total 10200 · Fund Cash - Capital Projects								4,037.51	0.00	4,037.51
10400 · Special Revenue Fund										
Deposit	10/22/2025			Deposit		X	12001 · Und...	1,000.00		1,000.00
General Journal	10/31/2025	879		To Record ...		X	4250 · Inter...	566.24		1,566.24
Total 10400 · Special Revenue Fund								1,566.24	0.00	1,566.24
10500 · Fund Cash - Bond Proceeds 2006										
General Journal	10/31/2025	878		To Record ...		X	4010 · Prop...	110,537.14		110,537.14
Total 10500 · Fund Cash - Bond Proceeds 2006								110,537.14	0.00	110,537.14
10600 · Debt Retirement Interest										
General Journal	10/31/2025	861		To Record ...		X	4010 · Prop...	6,073.23		6,073.23
Total 10600 · Debt Retirement Interest								6,073.23	0.00	6,073.23
10700 · Contingency Reserve Fund Cash										
General Journal	10/31/2025	876		To Record ...		X	4250 · Inter...	5,910.08		5,910.08
Total 10700 · Contingency Reserve Fund Cash								5,910.08	0.00	5,910.08
1072 · Bill.com Money Out Clearing										
Bill Pmt -Check	10/03/2025	Bill.c...	Mr. Geof Shively	https://app...			20000 · Acc...		970.00	-970.00
Bill Pmt -Check	10/03/2025	Bill.c...	Arizona Depart...	https://app...			20000 · Acc...		250.00	-1,220.00
Bill Pmt -Check	10/03/2025	Bill.c...	Salt River Project	https://app...			20000 · Acc...		10,753.17	-11,973.17

Superstition Fire & Medical District Transaction Detail by Account October 2025

Type	Date	Num	Name	Memo	Class	Clr	Split	Debit	Credit	Balance
Bill Pmt -Check	10/03/2025	Bill.c...	United Fire Equi...	https://app...			20000 · Acc...		17.52	-11,990.69
Bill Pmt -Check	10/03/2025	Bill.c...	O'Reilly Automot...	https://app...			20000 · Acc...		4.70	-11,995.39
Bill Pmt -Check	10/03/2025	Bill.c...	L.N. Curtis & Sons	https://app...			20000 · Acc...		208.27	-12,203.66
Bill Pmt -Check	10/03/2025	Bill.c...	O'Reilly Automot...	https://app...			20000 · Acc...		91.01	-12,294.67
Bill Pmt -Check	10/03/2025	Bill.c...	Casey R Solem ...	https://app...			20000 · Acc...		10,000.00	-22,294.67
Bill Pmt -Check	10/03/2025	Bill.c...	Mediacom	https://app...			20000 · Acc...		546.94	-22,841.61
Bill Pmt -Check	10/03/2025	Bill.c...	Standard Insura...	https://app...			20000 · Acc...		7,620.35	-30,461.96
Bill Pmt -Check	10/03/2025	Bill.c...	Mr. John Walka	https://app...			20000 · Acc...		785.60	-31,247.56
Bill Pmt -Check	10/03/2025	Bill.c...	Arizona Water C...	https://app...			20000 · Acc...		303.80	-31,551.36
Bill Pmt -Check	10/03/2025	Bill.c...	AT& T Mobility	https://app...			20000 · Acc...		2,662.82	-34,214.18
Bill Pmt -Check	10/03/2025	Bill.c...	City of Phoenix	https://app...			20000 · Acc...		9,000.00	-43,214.18
Bill Pmt -Check	10/03/2025	Bill.c...	Waxie Sanitary ...	https://app...			20000 · Acc...		424.03	-43,638.21
Bill Pmt -Check	10/03/2025	Bill.c...	Bound Tree Med...	https://app...			20000 · Acc...		270.55	-43,908.76
Bill Pmt -Check	10/03/2025	Bill.c...	L.N. Curtis & Sons	https://app...			20000 · Acc...		338.21	-44,246.97
Bill Pmt -Check	10/03/2025	Bill.c...	Advanced Data ...	https://app...			20000 · Acc...		17,208.68	-61,455.65
Bill Pmt -Check	10/03/2025	Bill.c...	Bound Tree Med...	https://app...			20000 · Acc...		35.31	-61,490.96
Bill Pmt -Check	10/03/2025	Bill.c...	Arizona PPE Re...	https://app...			20000 · Acc...		2,099.50	-63,590.46
Bill Pmt -Check	10/03/2025	Bill.c...	O'Reilly Automot...	https://app...			20000 · Acc...		33.34	-63,623.80
Bill Pmt -Check	10/03/2025	Bill.c...	City of Mesa	https://app...			20000 · Acc...		41,255.98	-104,879.78
Bill Pmt -Check	10/03/2025	Bill.c...	O'Reilly Automot...	https://app...			20000 · Acc...		38.17	-104,917.95
Bill Pmt -Check	10/03/2025	Bill.c...	Support Paymen...	https://app...			20000 · Acc...		1,225.82	-106,143.77
Bill Pmt -Check	10/03/2025	Bill.c...	Sea-Western Inc	https://app...			20000 · Acc...		1,277.78	-107,421.55
Bill Pmt -Check	10/03/2025	Bill.c...	Bound Tree Med...	https://app...			20000 · Acc...		84.89	-107,506.44
Bill Pmt -Check	10/03/2025	Bill.c...	Hughes Fire Eq...	https://app...			20000 · Acc...		291.82	-107,798.26
Bill Pmt -Check	10/03/2025	Bill.c...	Empire Southwe...	https://app...			20000 · Acc...		272.75	-108,071.01
Bill Pmt -Check	10/03/2025	Bill.c...	Bound Tree Med...	https://app...			20000 · Acc...		140.52	-108,211.53
Bill Pmt -Check	10/03/2025	Bill.c...	The Preplanners...	https://app...			20000 · Acc...		600.00	-108,811.53
Bill Pmt -Check	10/03/2025	Bill.c...	O'Reilly Automot...	https://app...			20000 · Acc...		18.25	-108,829.78
Bill Pmt -Check	10/03/2025	Bill.c...	United Fire Equi...	https://app...			20000 · Acc...		129.70	-108,959.48
Bill Pmt -Check	10/03/2025	Bill.c...	Southwest Gas ...	https://app...			20000 · Acc...		111.43	-109,070.91
Bill Pmt -Check	10/03/2025	Bill.c...	Double Duo Jani...	https://app...			20000 · Acc...		280.00	-109,350.91
Bill Pmt -Check	10/03/2025	Bill.c...	Waxie Sanitary ...	https://app...			20000 · Acc...		92.57	-109,443.48
Bill Pmt -Check	10/03/2025	Bill.c...	Southwest Gas ...	https://app...			20000 · Acc...		30.36	-109,473.84
Bill Pmt -Check	10/03/2025	Bill.c...	Freightliner Of A...	https://app...			20000 · Acc...		151.03	-109,624.87
Bill Pmt -Check	10/03/2025	Bill.c...	United Fire Equi...	https://app...			20000 · Acc...		444.97	-110,069.84
Bill Pmt -Check	10/03/2025	Bill.c...	L.N. Curtis & Sons	https://app...			20000 · Acc...		366.44	-110,436.28
Bill Pmt -Check	10/03/2025	Bill.c...	Arizona PPE Re...	https://app...			20000 · Acc...		197.00	-110,633.28
Bill Pmt -Check	10/03/2025	Bill.c...	Mediacom	https://app...			20000 · Acc...		5,949.04	-116,582.32
Bill Pmt -Check	10/03/2025	Bill.c...	O'Reilly Automot...	https://app...			20000 · Acc...		40.36	-116,622.68
Bill Pmt -Check	10/03/2025	Bill.c...	Arizona PPE Re...	https://app...			20000 · Acc...		272.00	-116,894.68
Bill Pmt -Check	10/03/2025	Bill.c...	Hughes Fire Eq...	https://app...			20000 · Acc...		602.35	-117,497.03
Bill Pmt -Check	10/03/2025	Bill.c...	Arizona Water C...	https://app...			20000 · Acc...		51.63	-117,548.66
Bill Pmt -Check	10/03/2025	Bill.c...	Magic Pest Cont...	https://app...			20000 · Acc...		500.00	-118,048.66
Bill Pmt -Check	10/03/2025	Bill.c...	IAFF Health & ...	https://app...			20000 · Acc...		164,746.73	-282,795.39
Bill Pmt -Check	10/03/2025	Bill.c...	United Fire Equi...	https://app...			20000 · Acc...		422.81	-283,218.20
Bill Pmt -Check	10/03/2025	Bill.c...	Avid Locksmith, ...	https://app...			20000 · Acc...		155.00	-283,373.20
General Journal	10/03/2025	916		BILL 10/03...			10150 · Pay...	283,373.20		0.00
General Journal	10/06/2025	917		BILL 10/06...			10150 · Pay...		167.04	-167.04
General Journal	10/06/2025	918		BILL 10/06...			10150 · Pay...		214.00	-381.04
Bill Pmt -Check	10/10/2025	Bill.c...	Jeremy Rocha	https://app...			20000 · Acc...		1,571.20	-1,952.24

Superstition Fire & Medical District Transaction Detail by Account October 2025

Type	Date	Num	Name	Memo	Class	Clr	Split	Debit	Credit	Balance
Bill Pmt -Check	10/10/2025	Bill.c...	O'Reilly Automot...	https://app...			20000 · Acc...		167.02	-2,119.26
Bill Pmt -Check	10/10/2025	Bill.c...	United Fire Equi...	https://app...			20000 · Acc...		64.37	-2,183.63
Bill Pmt -Check	10/10/2025	Bill.c...	United Fire Equi...	https://app...			20000 · Acc...		210.64	-2,394.27
Bill Pmt -Check	10/10/2025	Bill.c...	ADR Hardware, ...	https://app...			20000 · Acc...		18.68	-2,412.95
Bill Pmt -Check	10/10/2025	Bill.c...	Kabat's Frontier ...	https://app...			20000 · Acc...		2.33	-2,415.28
Bill Pmt -Check	10/10/2025	Bill.c...	Boyetts Family ...	https://app...			20000 · Acc...		98.19	-2,513.47
Bill Pmt -Check	10/10/2025	Bill.c...	O'Reilly Automot...	https://app...			20000 · Acc...		347.93	-2,861.40
Bill Pmt -Check	10/10/2025	Bill.c...	United Fire Equi...	https://app...			20000 · Acc...		79.44	-2,940.84
Bill Pmt -Check	10/10/2025	Bill.c...	United Fire Equi...	https://app...			20000 · Acc...		72.43	-3,013.27
Bill Pmt -Check	10/10/2025	Bill.c...	Dan Elliot	https://app...			20000 · Acc...	1,501.20		-4,514.47
Bill Pmt -Check	10/10/2025	Bill.c...	Ruggiero's Ace ...	https://app...			20000 · Acc...	35.29		-4,549.76
Bill Pmt -Check	10/10/2025	Bill.c...	Apache Junction...	https://app...			20000 · Acc...	269.95		-4,819.71
Bill Pmt -Check	10/10/2025	Bill.c...	Skaggs Public S...	https://app...			20000 · Acc...	161.47		-4,981.18
Bill Pmt -Check	10/10/2025	Bill.c...	Medline Industri...	https://app...			20000 · Acc...	675.33		-5,656.51
Bill Pmt -Check	10/10/2025	Bill.c...	United Fire Equi...	https://app...			20000 · Acc...	158.89		-5,815.40
Bill Pmt -Check	10/10/2025	Bill.c...	Zoll Medical Cor...	https://app...			20000 · Acc...	3,132.86		-8,948.26
Bill Pmt -Check	10/10/2025	Bill.c...	Reginal Emerge...	https://app...			20000 · Acc...	500.00		-9,448.26
Bill Pmt -Check	10/10/2025	Bill.c...	Skaggs Public S...	https://app...			20000 · Acc...	400.66		-9,848.92
Bill Pmt -Check	10/10/2025	Bill.c...	Skaggs Public S...	https://app...			20000 · Acc...	106.12		-9,955.04
Bill Pmt -Check	10/10/2025	Bill.c...	Vaughn Croshaw	https://app...			20000 · Acc...	215.00		-10,170.04
Bill Pmt -Check	10/10/2025	Bill.c...	Bud's Bulk Ice S...	https://app...			20000 · Acc...	723.24		-10,893.28
Bill Pmt -Check	10/10/2025	Bill.c...	United Fire Equi...	https://app...			20000 · Acc...	594.85		-11,488.13
Bill Pmt -Check	10/10/2025	Bill.c...	Wex Bank, Inc.	https://app...			20000 · Acc...	3,188.06		-14,676.19
Bill Pmt -Check	10/10/2025	Bill.c...	United Fire Equi...	https://app...			20000 · Acc...	9.40		-14,685.59
Bill Pmt -Check	10/10/2025	Bill.c...	Superstition Saf...	https://app...			20000 · Acc...	210.00		-14,895.59
Bill Pmt -Check	10/10/2025	Bill.c...	Waxie Sanitary ...	https://app...			20000 · Acc...	131.92		-15,027.51
Bill Pmt -Check	10/10/2025	Bill.c...	United Fire Equi...	https://app...			20000 · Acc...	248.59		-15,276.10
Bill Pmt -Check	10/10/2025	Bill.c...	United Fire Equi...	https://app...			20000 · Acc...	632.72		-15,908.82
Bill Pmt -Check	10/10/2025	Bill.c...	United Fire Equi...	https://app...			20000 · Acc...	592.18		-16,501.00
Bill Pmt -Check	10/10/2025	Bill.c...	O'Reilly Automot...	https://app...			20000 · Acc...	167.40		-16,668.40
Bill Pmt -Check	10/10/2025	Bill.c...	Sea-Western Inc	https://app...			20000 · Acc...	6,086.58		-22,754.98
Bill Pmt -Check	10/10/2025	Bill.c...	United Fire Equi...	https://app...			20000 · Acc...	57.56		-22,812.54
Bill Pmt -Check	10/10/2025	Bill.c...	Bound Tree Med...	https://app...			20000 · Acc...	48.39		-22,860.93
Bill Pmt -Check	10/10/2025	Bill.c...	Bound Tree Med...	https://app...			20000 · Acc...	5,060.88		-27,921.81
Bill Pmt -Check	10/10/2025	Bill.c...	O'Reilly Automot...	https://app...			20000 · Acc...	118.93		-28,040.74
Bill Pmt -Check	10/10/2025	Bill.c...	Southwest Gas ...	https://app...			20000 · Acc...	52.78		-28,093.52
Bill Pmt -Check	10/10/2025	Bill.c...	Bound Tree Med...	https://app...			20000 · Acc...	492.04		-28,585.56
Bill Pmt -Check	10/10/2025	Bill.c...	Bound Tree Med...	https://app...			20000 · Acc...	1,131.71		-29,717.27
Bill Pmt -Check	10/10/2025	Bill.c...	City of Mesa	https://app...			20000 · Acc...	25,497.48		-55,214.75
Bill Pmt -Check	10/10/2025	Bill.c...	Bound Tree Med...	https://app...			20000 · Acc...	2,501.89		-57,716.64
Bill Pmt -Check	10/10/2025	Bill.c...	7710 Insurance ...	https://app...			20000 · Acc...	36,186.23		-93,902.87
Bill Pmt -Check	10/10/2025	Bill.c...	Ruggiero's Ace ...	https://app...			20000 · Acc...	38.75		-93,941.62
Bill Pmt -Check	10/10/2025	Bill.c...	Ruggiero's Ace ...	https://app...			20000 · Acc...	78.51		-94,020.13
Bill Pmt -Check	10/10/2025	Bill.c...	Boyetts Family ...	https://app...			20000 · Acc...	96.40		-94,116.53
Bill Pmt -Check	10/10/2025	Bill.c...	United Fire Equi...	https://app...			20000 · Acc...	542.53		-94,659.06
Bill Pmt -Check	10/10/2025	Bill.c...	Boyetts Family ...	https://app...			20000 · Acc...	64.02		-94,723.08
Bill Pmt -Check	10/10/2025	Bill.c...	PNC Equipment ...	https://app...			20000 · Acc...	42,255.15		-136,978.23
Bill Pmt -Check	10/10/2025	Bill.c...	J & H Plumbing	https://app...			20000 · Acc...	206.00		-137,184.23
Bill Pmt -Check	10/10/2025	Bill.c...	Bound Tree Med...	https://app...			20000 · Acc...	4,870.84		-142,055.07
Bill Pmt -Check	10/10/2025	Bill.c...	Boyetts Family ...	https://app...			20000 · Acc...	64.02		-142,119.09

Superstition Fire & Medical District Transaction Detail by Account October 2025

Type	Date	Num	Name	Memo	Class	Clr	Split	Debit	Credit	Balance
Bill Pmt -Check	10/10/2025	Bill.c...	Fleetpride, Inc	https://app...			20000 · Acc...		66.19	-142,185.28
Bill Pmt -Check	10/10/2025	Bill.c...	Jonoco, LLC	https://app...			20000 · Acc...		250.00	-142,435.28
Bill Pmt -Check	10/10/2025	Bill.c...	Boyetts Family ...	https://app...			20000 · Acc...		65.46	-142,500.74
Bill Pmt -Check	10/10/2025	Bill.c...	United Fire Equi...	https://app...			20000 · Acc...		66.03	-142,566.77
Bill Pmt -Check	10/10/2025	Bill.c...	American Tree ...	https://app...			20000 · Acc...		695.00	-143,261.77
Bill Pmt -Check	10/10/2025	Bill.c...	Republic Servic...	https://app...			20000 · Acc...		681.71	-143,943.48
Bill Pmt -Check	10/10/2025	Bill.c...	Skaggs Public S...	https://app...			20000 · Acc...		173.28	-144,116.76
Bill Pmt -Check	10/10/2025	Bill.c...	Arizona PPE Re...	https://app...			20000 · Acc...		397.00	-144,513.76
Bill Pmt -Check	10/10/2025	Bill.c...	O'Reilly Automot...	https://app...			20000 · Acc...		76.05	-144,589.81
Bill Pmt -Check	10/10/2025	Bill.c...	United Fire Equi...	https://app...			20000 · Acc...		728.42	-145,318.23
Bill Pmt -Check	10/10/2025	Bill.c...	Prudential Over...	https://app...			20000 · Acc...		1,788.56	-147,106.79
Bill Pmt -Check	10/10/2025	Bill.c...	Boyetts Family ...	https://app...			20000 · Acc...		32.73	-147,139.52
Bill Pmt -Check	10/10/2025	Bill.c...	Waxie Sanitary ...	https://app...			20000 · Acc...		159.82	-147,299.34
Bill Pmt -Check	10/10/2025	Bill.c...	Waxie Sanitary ...	https://app...			20000 · Acc...		258.51	-147,557.85
Bill Pmt -Check	10/10/2025	Bill.c...	Southwest Grou...	https://app...			20000 · Acc...		400.00	-147,957.85
Bill Pmt -Check	10/10/2025	Bill.c...	AHS Rescue LLC	https://app...			20000 · Acc...		2,409.40	-150,367.25
Bill Pmt -Check	10/10/2025	Bill.c...	Boyetts Family ...	https://app...			20000 · Acc...		98.19	-150,465.44
Bill Pmt -Check	10/10/2025	Bill.c...	United Fire Equi...	https://app...			20000 · Acc...		175.01	-150,640.45
Bill Pmt -Check	10/10/2025	Bill.c...	VFIS of Arizona	https://app...			20000 · Acc...		1,000.00	-151,640.45
Bill Pmt -Check	10/10/2025	Bill.c...	Ruggiero's Ace ...	https://app...			20000 · Acc...		176.31	-151,816.76
Bill Pmt -Check	10/10/2025	Bill.c...	AHS Rescue LLC	https://app...			20000 · Acc...		2,152.22	-153,968.98
Bill Pmt -Check	10/10/2025	Bill.c...	Runbeck Electio...	https://app...			20000 · Acc...		19,212.66	-173,181.64
Bill Pmt -Check	10/10/2025	Bill.c...	United Fire Equi...	https://app...			20000 · Acc...		71.03	-173,252.67
Bill Pmt -Check	10/10/2025	Bill.c...	United Fire Equi...	https://app...			20000 · Acc...		73.40	-173,326.07
Bill Pmt -Check	10/10/2025	Bill.c...	Skaggs Public S...	https://app...			20000 · Acc...		171.11	-173,497.18
Bill Pmt -Check	10/10/2025	Bill.c...	City of Apache J...	https://app...			20000 · Acc...		12,464.72	-185,961.90
Bill Pmt -Check	10/10/2025	Bill.c...	United Fire Equi...	https://app...			20000 · Acc...		47.46	-186,009.36
Bill Pmt -Check	10/10/2025	Bill.c...	AHS Rescue LLC	https://app...			20000 · Acc...		2,422.46	-188,431.82
Bill Pmt -Check	10/10/2025	Bill.c...	Boyetts Family ...	https://app...			20000 · Acc...		32.73	-188,464.55
Bill Pmt -Check	10/10/2025	Bill.c...	United Fire Equi...	https://app...			20000 · Acc...		64.59	-188,529.14
Bill Pmt -Check	10/10/2025	Bill.c...	Skaggs Public S...	https://app...			20000 · Acc...		86.19	-188,615.33
Bill Pmt -Check	10/10/2025	Bill.c...	Bound Tree Med...	https://app...			20000 · Acc...		2,466.09	-191,081.42
Bill Pmt -Check	10/10/2025	Bill.c...	Jonoco, LLC	https://app...			20000 · Acc...		275.00	-191,356.42
Bill Pmt -Check	10/10/2025	Bill.c...	United Fire Equi...	https://app...			20000 · Acc...		721.03	-192,077.45
Bill Pmt -Check	10/10/2025	Bill.c...	O'Reilly Automot...	https://app...			20000 · Acc...		30.45	-192,107.90
Bill Pmt -Check	10/10/2025	Bill.c...	Ruggiero's Ace ...	https://app...			20000 · Acc...		534.58	-192,642.48
Bill Pmt -Check	10/10/2025	Bill.c...	United Fire Equi...	https://app...			20000 · Acc...		286.61	-192,929.09
Bill Pmt -Check	10/10/2025	Bill.c...	United Fire Equi...	https://app...			20000 · Acc...		116.01	-193,045.10
Bill Pmt -Check	10/10/2025	Bill.c...	Turbo & Electric ...	https://app...			20000 · Acc...		2,565.62	-195,610.72
Bill Pmt -Check	10/10/2025	Bill.c...	RV Stripes & Gr...	https://app...			20000 · Acc...		27.94	-195,638.66
Bill Pmt -Check	10/10/2025	Bill.c...	United Fire Equi...	https://app...			20000 · Acc...		69.72	-195,708.38
Bill Pmt -Check	10/10/2025	Bill.c...	O'Reilly Automot...	https://app...			20000 · Acc...		44.82	-195,753.20
Bill Pmt -Check	10/10/2025	Bill.c...	Stryker Sales, L...	https://app...			20000 · Acc...		923.83	-196,677.03
Bill Pmt -Check	10/10/2025	Bill.c...	Factory Motor P...	https://app...			20000 · Acc...		476.76	-197,153.79
Bill Pmt -Check	10/10/2025	Bill.c...	Skaggs Public S...	https://app...			20000 · Acc...		85.56	-197,239.35
Bill Pmt -Check	10/10/2025	Bill.c...	Bound Tree Med...	https://app...			20000 · Acc...		140.52	-197,379.87
Bill Pmt -Check	10/10/2025	Bill.c...	Bound Tree Med...	https://app...			20000 · Acc...		4,492.80	-201,872.67
General Journal	10/10/2025	883		BILL 10/10...			10150 · Pay...	201,872.67		0.00
Bill Pmt -Check	10/10/2025	Bill.c...	DEVOTED HEA...	https://app...			20000 · Acc...		167.04	-167.04
Bill Pmt -Check	10/10/2025	Bill.c...	B & B Locksmith...	https://app...			20000 · Acc...		214.00	-381.04

Superstition Fire & Medical District Transaction Detail by Account October 2025

Type	Date	Num	Name	Memo	Class	Clr	Split	Debit	Credit	Balance
Bill Pmt -Check	10/17/2025	Bill.c...	Ginco Plumbing ...	https://app...			20000 · Acc...		419.55	-800.59
Bill Pmt -Check	10/17/2025	Bill.c...	Toshiba Americ...	https://app...			20000 · Acc...		183.07	-983.66
Bill Pmt -Check	10/17/2025	Bill.c...	Mesa Discount, I...	https://app...			20000 · Acc...		1,511.15	-2,494.81
Bill Pmt -Check	10/17/2025	Bill.c...	Ginco Plumbing ...	https://app...			20000 · Acc...		419.28	-2,914.09
Bill Pmt -Check	10/17/2025	Bill.c...	Banner Baywoo...	https://app...			20000 · Acc...		4.00	-2,918.09
Bill Pmt -Check	10/17/2025	Bill.c...	Jonoco, LLC	https://app...			20000 · Acc...		6,631.41	-9,549.50
Bill Pmt -Check	10/17/2025	Bill.c...	L.N. Curtis & Sons	https://app...			20000 · Acc...		202.93	-9,752.43
Bill Pmt -Check	10/17/2025	Bill.c...	United Fire Equi...	https://app...			20000 · Acc...		53.40	-9,805.83
Bill Pmt -Check	10/17/2025	Bill.c...	Healthcare Medi...	https://app...			20000 · Acc...		54.82	-9,860.65
Bill Pmt -Check	10/17/2025	Bill.c...	United Fire Equi...	https://app...			20000 · Acc...		468.72	-10,329.37
Bill Pmt -Check	10/17/2025	Bill.c...	Healthcare Medi...	https://app...			20000 · Acc...		54.82	-10,384.19
Bill Pmt -Check	10/17/2025	Bill.c...	United Fire Equi...	https://app...			20000 · Acc...		562.57	-10,946.76
Bill Pmt -Check	10/17/2025	Bill.c...	Healthcare Medi...	https://app...			20000 · Acc...		54.82	-11,001.58
Bill Pmt -Check	10/17/2025	Bill.c...	Fleetpride, Inc	https://app...			20000 · Acc...		619.47	-11,621.05
Bill Pmt -Check	10/17/2025	Bill.c...	Bud's Bulk Ice S...	https://app...			20000 · Acc...		290.02	-11,911.07
Bill Pmt -Check	10/17/2025	Bill.c...	Ginco Plumbing ...	https://app...			20000 · Acc...		575.27	-12,486.34
Bill Pmt -Check	10/17/2025	Bill.c...	Banner Desert ...	https://app...			20000 · Acc...		11.60	-12,497.94
Bill Pmt -Check	10/17/2025	Bill.c...	Arizona PPE Re...	https://app...			20000 · Acc...		225.00	-12,722.94
Bill Pmt -Check	10/17/2025	Bill.c...	Motorola Solutio...	https://app...			20000 · Acc...		250.00	-12,972.94
Bill Pmt -Check	10/17/2025	Bill.c...	CenturyLink	https://app...			20000 · Acc...		344.06	-13,317.00
Bill Pmt -Check	10/17/2025	Bill.c...	Ginco Plumbing ...	https://app...			20000 · Acc...		788.41	-14,105.41
Bill Pmt -Check	10/17/2025	Bill.c...	Healthcare Medi...	https://app...			20000 · Acc...		54.82	-14,160.23
Bill Pmt -Check	10/17/2025	Bill.c...	Arizona Water C...	https://app...			20000 · Acc...		53.27	-14,213.50
Bill Pmt -Check	10/17/2025	Bill.c...	Arizona Water C...	https://app...			20000 · Acc...		282.33	-14,495.83
Bill Pmt -Check	10/17/2025	Bill.c...	Jonoco, LLC	https://app...			20000 · Acc...		3,430.00	-17,925.83
Bill Pmt -Check	10/17/2025	Bill.c...	Healthcare Medi...	https://app...			20000 · Acc...		54.82	-17,980.65
Bill Pmt -Check	10/17/2025	Bill.c...	James Vincent ...	https://app...			20000 · Acc...		6,350.00	-24,330.65
Bill Pmt -Check	10/17/2025	Bill.c...	O'Reilly Automot...	https://app...			20000 · Acc...		21.23	-24,351.88
Bill Pmt -Check	10/17/2025	Bill.c...	Arizona PPE Re...	https://app...			20000 · Acc...		1,322.00	-25,673.88
Bill Pmt -Check	10/17/2025	Bill.c...	O'Reilly Automot...	https://app...			20000 · Acc...		54.75	-25,728.63
Bill Pmt -Check	10/17/2025	Bill.c...	Image Trend, Inc.	https://app...			20000 · Acc...		874.18	-26,602.81
Bill Pmt -Check	10/17/2025	Bill.c...	Toshiba Americ...	https://app...			20000 · Acc...		83.61	-26,686.42
Bill Pmt -Check	10/17/2025	Bill.c...	City of Mesa	https://app...			20000 · Acc...		1,114.00	-27,800.42
Bill Pmt -Check	10/17/2025	Bill.c...	Banner Baywoo...	https://app...			20000 · Acc...		19.00	-27,819.42
Bill Pmt -Check	10/17/2025	Bill.c...	Kimball Midwest	https://app...			20000 · Acc...		195.15	-28,014.57
Bill Pmt -Check	10/17/2025	Bill.c...	Kimball Midwest	https://app...			20000 · Acc...		87.17	-28,101.74
Bill Pmt -Check	10/17/2025	Bill.c...	Freightliner Of A...	https://app...			20000 · Acc...		488.85	-28,590.59
Bill Pmt -Check	10/17/2025	Bill.c...	Pitney Bowes Inc	https://app...			20000 · Acc...		187.64	-28,778.23
Bill Pmt -Check	10/17/2025	Bill.c...	United Fire Equi...	https://app...			20000 · Acc...		216.82	-28,995.05
Bill Pmt -Check	10/17/2025	Bill.c...	J & H Plumbing	https://app...			20000 · Acc...		444.21	-29,439.26
Bill Pmt -Check	10/17/2025	Bill.c...	Arizona PPE Re...	https://app...			20000 · Acc...		125.00	-29,564.26
Bill Pmt -Check	10/17/2025	Bill.c...	Mediacom	https://app...			20000 · Acc...		229.95	-29,794.21
Bill Pmt -Check	10/17/2025	Bill.c...	United Fire Equi...	https://app...			20000 · Acc...		316.05	-30,110.26
Bill Pmt -Check	10/17/2025	Bill.c...	Bud's Bulk Ice S...	https://app...			20000 · Acc...		417.76	-30,528.02
Bill Pmt -Check	10/17/2025	Bill.c...	American Ambul...	https://app...			20000 · Acc...		2,072.00	-32,600.02
Bill Pmt -Check	10/17/2025	Bill.c...	United Fire Equi...	https://app...			20000 · Acc...		231.46	-32,831.48
Bill Pmt -Check	10/17/2025	Bill.c...	Freightliner Of A...	https://app...			20000 · Acc...		369.20	-33,200.68
Bill Pmt -Check	10/17/2025	Bill.c...	Arizona PPE Re...	https://app...			20000 · Acc...		450.00	-33,650.68
Bill Pmt -Check	10/17/2025	Bill.c...	United Fire Equi...	https://app...			20000 · Acc...		18.81	-33,669.49
Bill Pmt -Check	10/17/2025	Bill.c...	Mesa Discount, I...	https://app...			20000 · Acc...		1,311.15	-34,980.64

Superstition Fire & Medical District Transaction Detail by Account October 2025

Type	Date	Num	Name	Memo	Class	Clr	Split	Debit	Credit	Balance
Bill Pmt -Check	10/17/2025	Bill.c...	Verizon Wireles...	https://app...			20000 · Acc...		1,999.76	-36,980.40
Bill Pmt -Check	10/17/2025	Bill.c...	J & H Plumbing	https://app...			20000 · Acc...		1,846.78	-38,827.18
Bill Pmt -Check	10/17/2025	Bill.c...	Ginco Plumbing ...	https://app...			20000 · Acc...		375.00	-39,202.18
Bill Pmt -Check	10/17/2025	Bill.c...	Ginco Plumbing ...	https://app...			20000 · Acc...		788.41	-39,990.59
Bill Pmt -Check	10/17/2025	Bill.c...	United Fire Equi...	https://app...			20000 · Acc...		341.00	-40,331.59
Bill Pmt -Check	10/17/2025	Bill.c...	Bud's Bulk Ice S...	https://app...			20000 · Acc...		627.23	-40,958.82
Bill Pmt -Check	10/17/2025	Bill.c...	Freightliner Of A...	https://app...			20000 · Acc...		842.94	-41,801.76
Bill Pmt -Check	10/17/2025	Bill.c...	Aetna Behaviora...	https://app...			20000 · Acc...		1,067.52	-42,869.28
Bill Pmt -Check	10/17/2025	Bill.c...	Ginco Plumbing ...	https://app...			20000 · Acc...		721.54	-43,590.82
Bill Pmt -Check	10/17/2025	Bill.c...	Bud's Bulk Ice S...	https://app...			20000 · Acc...		635.96	-44,226.78
Bill Pmt -Check	10/17/2025	Bill.c...	Ginco Plumbing ...	https://app...			20000 · Acc...		691.65	-44,918.43
Bill Pmt -Check	10/17/2025	Bill.c...	United Fire Equi...	https://app...			20000 · Acc...		84.16	-45,002.59
Bill Pmt -Check	10/17/2025	Bill.c...	L.N. Curtis & Sons	https://app...			20000 · Acc...		272.75	-45,275.34
Bill Pmt -Check	10/17/2025	Bill.c...	Support Paymen...	https://app...			20000 · Acc...		1,225.82	-46,501.16
General Journal	10/17/2025	884		BILL 10/17...			10150 · Pay...	46,120.12		-381.04
General Journal	10/20/2025	885		BILL 10/20...			10150 · Pay...		25.00	-406.04
Bill Pmt -Check	10/23/2025	Bill.c...	Liberty Utilities AZ	https://app...			20000 · Acc...		74.36	-480.40
Bill Pmt -Check	10/23/2025	Bill.c...	Vessel Homes S...	https://app...			20000 · Acc...		1,536.77	-2,017.17
Bill Pmt -Check	10/23/2025	Bill.c...	Arizona Water C...	https://app...			20000 · Acc...		294.48	-2,311.65
Bill Pmt -Check	10/23/2025	Bill.c...	Arizona Water C...	https://app...			20000 · Acc...		51.63	-2,363.28
Bill Pmt -Check	10/23/2025	Bill.c...	Apache Stone, L...	https://app...			20000 · Acc...		190.93	-2,554.21
Bill Pmt -Check	10/23/2025	Bill.c...	Superstition Saf...	https://app...			20000 · Acc...		135.00	-2,689.21
Bill Pmt -Check	10/23/2025	Bill.c...	Skaggs Public S...	https://app...			20000 · Acc...		98.19	-2,787.40
Bill Pmt -Check	10/23/2025	Bill.c...	Apache Junction...	https://app...			20000 · Acc...		65.79	-2,853.19
Bill Pmt -Check	10/23/2025	Bill.c...	Skaggs Public S...	https://app...			20000 · Acc...		90.55	-2,943.74
Bill Pmt -Check	10/23/2025	Bill.c...	TRICARE FOR ...	https://app...			20000 · Acc...		116.85	-3,060.59
Bill Pmt -Check	10/23/2025	Bill.c...	First Choice Aut...	https://app...			20000 · Acc...		1,236.40	-4,296.99
Bill Pmt -Check	10/23/2025	Bill.c...	Arizona Water C...	https://app...			20000 · Acc...		51.63	-4,348.62
Bill Pmt -Check	10/23/2025	Bill.c...	Arizona Water C...	https://app...			20000 · Acc...		123.96	-4,472.58
Bill Pmt -Check	10/23/2025	Bill.c...	Arizona Water C...	https://app...			20000 · Acc...		110.72	-4,583.30
Bill Pmt -Check	10/23/2025	Bill.c...	Liberty Utilities AZ	https://app...			20000 · Acc...		66.08	-4,649.38
Bill Pmt -Check	10/23/2025	Bill.c...	Stryker Sales, L...	https://app...			20000 · Acc...	18,533.88		-23,183.26
Bill Pmt -Check	10/23/2025	Bill.c...	Arizona Water C...	https://app...			20000 · Acc...		54.15	-23,237.41
Bill Pmt -Check	10/23/2025	Bill.c...	Arizona PPE Re...	https://app...			20000 · Acc...		131.00	-23,368.41
Bill Pmt -Check	10/23/2025	Bill.c...	Vessel Homes S...	https://app...			20000 · Acc...		1,160.00	-24,528.41
Bill Pmt -Check	10/23/2025	Bill.c...	Skaggs Public S...	https://app...			20000 · Acc...		656.14	-25,184.55
Bill Pmt -Check	10/23/2025	Bill.c...	relevant Digital ...	https://app...			20000 · Acc...		99.00	-25,283.55
Bill Pmt -Check	10/23/2025	Bill.c...	Vessel Homes S...	https://app...			20000 · Acc...		1,917.00	-27,200.55
Bill Pmt -Check	10/23/2025	Bill.c...	Skaggs Public S...	https://app...			20000 · Acc...		275.07	-27,475.62
Bill Pmt -Check	10/23/2025	Bill.c...	Arizona Water C...	https://app...			20000 · Acc...		86.65	-27,562.27
Bill Pmt -Check	10/23/2025	Bill.c...	Skaggs Public S...	https://app...			20000 · Acc...		510.59	-28,072.86
Bill Pmt -Check	10/23/2025	Bill.c...	Vessel Homes S...	https://app...			20000 · Acc...		510.00	-28,582.86
Bill Pmt -Check	10/23/2025	Bill.c...	Chandler Region...	https://app...			20000 · Acc...		0.68	-28,583.54
Bill Pmt -Check	10/23/2025	Bill.c...	Vessel Homes S...	https://app...			20000 · Acc...		510.00	-29,093.54
Bill Pmt -Check	10/23/2025	Bill.c...	Arizona Water C...	https://app...			20000 · Acc...		38.89	-29,132.43
Bill Pmt -Check	10/23/2025	Bill.c...	Apache Junction...	https://app...			20000 · Acc...		274.63	-29,407.06
Bill Pmt -Check	10/23/2025	Bill.c...	PHILLIP KEHOE	https://app...			20000 · Acc...		1,709.55	-31,116.61
Bill Pmt -Check	10/23/2025	Bill.c...	Above and Beyo...	https://app...			20000 · Acc...		125.00	-31,241.61
Bill Pmt -Check	10/23/2025	Bill.c...	Thomas Pipe & ...	https://app...			20000 · Acc...		56.63	-31,298.24
Bill Pmt -Check	10/23/2025	Bill.c...	Apache Stone, L...	https://app...			20000 · Acc...		255.29	-31,553.53

Superstition Fire & Medical District Transaction Detail by Account October 2025

Type	Date	Num	Name	Memo	Class	Clr	Split	Debit	Credit	Balance
Bill Pmt -Check	10/23/2025	Bill.c...	O'Reilly Automot...	https://app...			20000 · Acc...		53.99	-31,607.52
Bill Pmt -Check	10/23/2025	Bill.c...	Superstition Saf...	https://app...			20000 · Acc...		275.00	-31,882.52
Bill Pmt -Check	10/23/2025	Bill.c...	Above and Beyo...	https://app...			20000 · Acc...		152.08	-32,034.60
Bill Pmt -Check	10/23/2025	Bill.c...	Skaggs Public S...	https://app...			20000 · Acc...		223.10	-32,257.70
Bill Pmt -Check	10/23/2025	Bill.c...	Apache Junction...	https://app...			20000 · Acc...		4,500.00	-36,757.70
Bill Pmt -Check	10/23/2025	Bill.c...	Skaggs Public S...	https://app...			20000 · Acc...		442.95	-37,200.65
Bill Pmt -Check	10/23/2025	Bill.c...	Arizona Water C...	https://app...			20000 · Acc...		84.14	-37,284.79
Bill Pmt -Check	10/23/2025	Bill.c...	Apache Junction...	https://app...			20000 · Acc...		103.69	-37,388.48
Bill Pmt -Check	10/23/2025	Bill.c...	Skaggs Public S...	https://app...			20000 · Acc...		412.40	-37,800.88
Bill Pmt -Check	10/23/2025	Bill.c...	Jonoco, LLC	https://app...			20000 · Acc...		375.00	-38,175.88
Bill Pmt -Check	10/23/2025	Bill.c...	Superstition Saf...	https://app...			20000 · Acc...		130.00	-38,305.88
Bill Pmt -Check	10/23/2025	Bill.c...	AT&T Mobility-CC	https://app...			20000 · Acc...		109.61	-38,415.49
Bill Pmt -Check	10/23/2025	Bill.c...	United Fire Equi...	https://app...			20000 · Acc...		414.68	-38,830.17
Bill Pmt -Check	10/23/2025	Bill.c...	AHS Rescue LLC	https://app...			20000 · Acc...		3,694.30	-42,524.47
Bill Pmt -Check	10/23/2025	Bill.c...	United Fire Equi...	https://app...			20000 · Acc...		46.87	-42,571.34
Bill Pmt -Check	10/23/2025	Bill.c...	Skaggs Public S...	https://app...			20000 · Acc...		196.38	-42,767.72
Bill Pmt -Check	10/23/2025	Bill.c...	Skaggs Public S...	https://app...			20000 · Acc...		223.45	-42,991.17
Bill Pmt -Check	10/23/2025	Bill.c...	PEDRO CHAVEZ	https://app...			20000 · Acc...		50.00	-43,041.17
Bill Pmt -Check	10/23/2025	Bill.c...	Factory Motor P...	https://app...			20000 · Acc...		218.65	-43,259.82
General Journal	10/23/2025	886		BILL 10/23...			10150 · Pay...	42,878.78		-381.04
Bill Pmt -Check	10/24/2025	Bill.c...	Delta Dental Ins...	https://app...			20000 · Acc...		928.02	-1,309.06
Bill Pmt -Check	10/24/2025	Bill.c...	Under the Shield...	https://app...			20000 · Acc...		1,000.00	-2,309.06
Bill Pmt -Check	10/24/2025	Bill.c...	Delta Dental Ins...	https://app...			20000 · Acc...		7,029.14	-9,338.20
General Journal	10/24/2025	887		BILL 10/24...			10150 · Pay...	8,957.16		-381.04
Bill Pmt -Check	10/30/2025	Bill.c...	San Tan Auto P...	https://app...			20000 · Acc...		40.30	-421.34
Bill Pmt -Check	10/30/2025	Bill.c...	United Fire Equi...	https://app...			20000 · Acc...		330.30	-751.64
Bill Pmt -Check	10/30/2025	Bill.c...	Banner Occupati...	https://app...			20000 · Acc...		190.00	-941.64
Bill Pmt -Check	10/30/2025	Bill.c...	Advanced Data ...	https://app...			20000 · Acc...		17,261.39	-18,203.03
Bill Pmt -Check	10/30/2025	Bill.c...	Southern Tire M...	https://app...			20000 · Acc...		789.69	-18,992.72
Bill Pmt -Check	10/30/2025	Bill.c...	United Fire Equi...	https://app...			20000 · Acc...		14.59	-19,007.31
Bill Pmt -Check	10/30/2025	Bill.c...	O'Reilly Automot...	https://app...			20000 · Acc...		17.43	-19,024.74
Bill Pmt -Check	10/30/2025	Bill.c...	IAFF Health & ...	https://app...			20000 · Acc...		167,252.20	-186,276.94
Bill Pmt -Check	10/30/2025	Bill.c...	United Fire Equi...	https://app...			20000 · Acc...		441.98	-186,718.92
Bill Pmt -Check	10/30/2025	Bill.c...	Vessel Homes S...	https://app...			20000 · Acc...		477.15	-187,196.07
Bill Pmt -Check	10/30/2025	Bill.c...	Bound Tree Med...	https://app...			20000 · Acc...		4,704.72	-191,900.79
Bill Pmt -Check	10/30/2025	Bill.c...	United Fire Equi...	https://app...			20000 · Acc...		151.32	-192,052.11
Bill Pmt -Check	10/30/2025	Bill.c...	Vessel Homes S...	https://app...			20000 · Acc...		510.00	-192,562.11
Bill Pmt -Check	10/30/2025	Bill.c...	Vessel Homes S...	https://app...			20000 · Acc...		750.00	-193,312.11
Bill Pmt -Check	10/30/2025	Bill.c...	United Fire Equi...	https://app...			20000 · Acc...		680.90	-193,993.01
Bill Pmt -Check	10/30/2025	Bill.c...	United Fire Equi...	https://app...			20000 · Acc...		235.61	-194,228.62
Bill Pmt -Check	10/30/2025	Bill.c...	United Fire Equi...	https://app...			20000 · Acc...		46.05	-194,274.67
Bill Pmt -Check	10/30/2025	Bill.c...	United Fire Equi...	https://app...			20000 · Acc...		34.84	-194,309.51
Bill Pmt -Check	10/30/2025	Bill.c...	Vessel Homes S...	https://app...			20000 · Acc...		200.00	-194,509.51
Bill Pmt -Check	10/30/2025	Bill.c...	Waxie Sanitary ...	https://app...			20000 · Acc...		420.78	-194,930.29
Bill Pmt -Check	10/30/2025	Bill.c...	United Fire Equi...	https://app...			20000 · Acc...		71.18	-195,001.47
Bill Pmt -Check	10/30/2025	Bill.c...	Vessel Homes S...	https://app...			20000 · Acc...		2,269.24	-197,270.71
Bill Pmt -Check	10/30/2025	Bill.c...	Vessel Homes S...	https://app...			20000 · Acc...		677.15	-197,947.86
Bill Pmt -Check	10/30/2025	Bill.c...	United Fire Equi...	https://app...			20000 · Acc...		129.71	-198,077.57
Bill Pmt -Check	10/30/2025	Bill.c...	O'Reilly Automot...	https://app...			20000 · Acc...		177.18	-198,254.75
Bill Pmt -Check	10/30/2025	Bill.c...	RV Stripes & Gr...	https://app...			20000 · Acc...		72.78	-198,327.53

Superstition Fire & Medical District Transaction Detail by Account October 2025

Type	Date	Num	Name	Memo	Class	Clr	Split	Debit	Credit	Balance
Bill Pmt -Check	10/30/2025	Bill.c...	United Fire Equi...	https://app...			20000 · Acc...		75.66	-198,403.19
Bill Pmt -Check	10/30/2025	Bill.c...	Waxie Sanitary ...	https://app...			20000 · Acc...		77.52	-198,480.71
Bill Pmt -Check	10/30/2025	Bill.c...	Prophet Network...	https://app...			20000 · Acc...		484.74	-198,965.45
Bill Pmt -Check	10/30/2025	Bill.c...	RV Stripes & Gr...	https://app...			20000 · Acc...		72.78	-199,038.23
Bill Pmt -Check	10/30/2025	Bill.c...	United Fire Equi...	https://app...			20000 · Acc...		766.71	-199,804.94
Bill Pmt -Check	10/30/2025	Bill.c...	United Fire Equi...	https://app...			20000 · Acc...		203.18	-200,008.12
Bill Pmt -Check	10/30/2025	Bill.c...	United Fire Equi...	https://app...			20000 · Acc...		125.34	-200,133.46
Bill Pmt -Check	10/30/2025	Bill.c...	Waxie Sanitary ...	https://app...			20000 · Acc...		185.15	-200,318.61
Bill Pmt -Check	10/30/2025	Bill.c...	United Fire Equi...	https://app...			20000 · Acc...		713.35	-201,031.96
Bill Pmt -Check	10/30/2025	Bill.c...	Southwest Gas ...	https://app...			20000 · Acc...		57.08	-201,089.04
Bill Pmt -Check	10/30/2025	Bill.c...	United Fire Equi...	https://app...			20000 · Acc...		427.86	-201,516.90
Bill Pmt -Check	10/30/2025	Bill.c...	U.S. BANK EQU...	https://app...			20000 · Acc...		276.65	-201,793.55
Bill Pmt -Check	10/30/2025	Bill.c...	Bound Tree Med...	https://app...			20000 · Acc...		17.23	-201,810.78
Bill Pmt -Check	10/30/2025	Bill.c...	United Fire Equi...	https://app...			20000 · Acc...		144.97	-201,955.75
Bill Pmt -Check	10/30/2025	Bill.c...	Waxie Sanitary ...	https://app...			20000 · Acc...		235.94	-202,191.69
Bill Pmt -Check	10/30/2025	Bill.c...	Pitney Bowes Inc	https://app...			20000 · Acc...		120.41	-202,312.10
Bill Pmt -Check	10/30/2025	Bill.c...	Southern Tire M...	https://app...			20000 · Acc...		4,462.12	-206,774.22
Bill Pmt -Check	10/30/2025	Bill.c...	Standard Insura...	https://app...			20000 · Acc...		6,613.77	-213,387.99
Bill Pmt -Check	10/30/2025	Bill.c...	Arizona Water C...	https://app...			20000 · Acc...		51.63	-213,439.62
Bill Pmt -Check	10/30/2025	Bill.c...	Vessel Homes S...	https://app...			20000 · Acc...		710.00	-214,149.62
Bill Pmt -Check	10/30/2025	Bill.c...	Arizona PPE Re...	https://app...			20000 · Acc...		672.00	-214,821.62
Bill Pmt -Check	10/30/2025	Bill.c...	United Fire Equi...	https://app...			20000 · Acc...		100.97	-214,922.59
Bill Pmt -Check	10/30/2025	Bill.c...	Vessel Homes S...	https://app...			20000 · Acc...		1,940.00	-216,862.59
Bill Pmt -Check	10/30/2025	Bill.c...	Southwest Gas ...	https://app...			20000 · Acc...		30.36	-216,892.95
Bill Pmt -Check	10/30/2025	Bill.c...	Uline	https://app...			20000 · Acc...		794.08	-217,687.03
Bill Pmt -Check	10/30/2025	Bill.c...	United Fire Equi...	https://app...			20000 · Acc...		65.29	-217,752.32
Bill Pmt -Check	10/30/2025	Bill.c...	Mediacom	https://app...			20000 · Acc...		535.58	-218,287.90
Bill Pmt -Check	10/30/2025	Bill.c...	Sandbag Store ...	https://app...			20000 · Acc...		480.00	-218,767.90
Bill Pmt -Check	10/30/2025	Bill.c...	United Fire Equi...	https://app...			20000 · Acc...		64.59	-218,832.49
Bill Pmt -Check	10/30/2025	Bill.c...	O'Reilly Automot...	https://app...			20000 · Acc...		12.96	-218,845.45
Bill Pmt -Check	10/30/2025	Bill.c...	Waxie Sanitary ...	https://app...			20000 · Acc...		20.53	-218,865.98
Bill Pmt -Check	10/30/2025	Bill.c...	Waxie Sanitary ...	https://app...			20000 · Acc...		63.90	-218,929.88
Bill Pmt -Check	10/30/2025	Bill.c...	United Fire Equi...	https://app...			20000 · Acc...		770.00	-219,699.88
Bill Pmt -Check	10/30/2025	Bill.c...	Pioneer Distribut...	https://app...			20000 · Acc...		513.37	-220,213.25
Bill Pmt -Check	10/30/2025	Bill.c...	Jonoco, LLC	https://app...			20000 · Acc...		2,525.00	-222,738.25
Bill Pmt -Check	10/30/2025	Bill.c...	Arizona Propane	https://app...			20000 · Acc...		342.15	-223,080.40
Bill Pmt -Check	10/30/2025	Bill.c...	Rite-A-Way Gar...	https://app...			20000 · Acc...		754.01	-223,834.41
Bill Pmt -Check	10/30/2025	Bill.c...	Arizona Water C...	https://app...			20000 · Acc...		301.65	-224,136.06
Bill Pmt -Check	10/30/2025	Bill.c...	Banner Occupati...	https://app...			20000 · Acc...		50.00	-224,186.06
Bill Pmt -Check	10/30/2025	Bill.c...	Superstition Saf...	https://app...			20000 · Acc...		1,170.00	-225,356.06
Bill Pmt -Check	10/30/2025	Bill.c...	United Fire Equi...	https://app...			20000 · Acc...		63.78	-225,419.84
Bill Pmt -Check	10/30/2025	Bill.c...	Rite-A-Way Gar...	https://app...			20000 · Acc...		3,183.06	-228,602.90
Bill Pmt -Check	10/30/2025	Bill.c...	San Tan Auto P...	https://app...			20000 · Acc...		181.82	-228,784.72
Bill Pmt -Check	10/30/2025	Bill.c...	L.N. Curtis & Sons	https://app...			20000 · Acc...		585.56	-229,370.28
Bill Pmt -Check	10/30/2025	Bill.c...	United Fire Equi...	https://app...			20000 · Acc...		473.43	-229,843.71
Bill Pmt -Check	10/30/2025	Bill.c...	United Fire Equi...	https://app...			20000 · Acc...		291.10	-230,134.81
Bill Pmt -Check	10/30/2025	Bill.c...	United Fire Equi...	https://app...			20000 · Acc...		150.82	-230,285.63
Bill Pmt -Check	10/30/2025	Bill.c...	Vessel Homes S...	https://app...			20000 · Acc...		510.00	-230,795.63
Bill Pmt -Check	10/30/2025	Bill.c...	1-800-GOT-JUN...	https://app...			20000 · Acc...		1,859.00	-232,654.63
Bill Pmt -Check	10/30/2025	Bill.c...	Prophet Network...	https://app...			20000 · Acc...		2,604.23	-235,258.86

Superstition Fire & Medical District Transaction Detail by Account October 2025

Type	Date	Num	Name	Memo	Class	Clr	Split	Debit	Credit	Balance
Bill Pmt -Check	10/30/2025	Bill.c...	Arizona PPE Re...	https://app...			20000 · Acc...		450.00	-235,708.86
Bill Pmt -Check	10/30/2025	Bill.c...	United Fire Equi...	https://app...			20000 · Acc...		178.31	-235,887.17
Bill Pmt -Check	10/30/2025	Bill.c...	United Fire Equi...	https://app...			20000 · Acc...		379.38	-236,266.55
Bill Pmt -Check	10/30/2025	Bill.c...	AT& T Mobility	https://app...			20000 · Acc...		2,670.19	-238,936.74
Bill Pmt -Check	10/30/2025	Bill.c...	Arizona PPE Re...	https://app...			20000 · Acc...		225.00	-239,161.74
Bill Pmt -Check	10/30/2025	Bill.c...	United Fire Equi...	https://app...			20000 · Acc...		21.57	-239,183.31
Bill Pmt -Check	10/30/2025	Bill.c...	American Tree ...	https://app...			20000 · Acc...		2,500.00	-241,683.31
Bill Pmt -Check	10/30/2025	Bill.c...	Southwest Gas ...	https://app...			20000 · Acc...		109.32	-241,792.63
Bill Pmt -Check	10/30/2025	Bill.c...	Support Paymen...	https://app...			20000 · Acc...		1,225.82	-243,018.45
Bill Pmt -Check	10/30/2025	Bill.c...	Waxie Sanitary ...	https://app...			20000 · Acc...		1,011.41	-244,029.86
Bill Pmt -Check	10/30/2025	Bill.c...	United Fire Equi...	https://app...			20000 · Acc...		379.38	-244,409.24
Bill Pmt -Check	10/30/2025	Bill.c...	O'Reilly Automot...	https://app...			20000 · Acc...		11.48	-244,420.72
Bill Pmt -Check	10/30/2025	Bill.c...	United Fire Equi...	https://app...			20000 · Acc...		385.51	-244,806.23
Bill Pmt -Check	10/30/2025	Bill.c...	Vessel Homes S...	https://app...			20000 · Acc...		14,240.78	-259,047.01
Bill Pmt -Check	10/30/2025	Bill.c...	United Fire Equi...	https://app...			20000 · Acc...		253.98	-259,300.99
Bill Pmt -Check	10/30/2025	Bill.c...	Waxie Sanitary ...	https://app...			20000 · Acc...		901.58	-260,202.57
General Journal	10/30/2025	888		BILL 10/30...			10150 · Pay...	259,821.53		-381.04
Total 1072 · Bill.com Money Out Clearing								843,023.46	843,404.50	-381.04
11000 · Petty Cash - Accounting										
Bill Pmt -Check	10/07/2025		Hughes Fire Eq...	QuickBook...			20000 · Acc...	0.00		0.00
Bill Pmt -Check	10/07/2025		W.W.Williams P...	QuickBook...			20000 · Acc...	0.00		0.00
Bill Pmt -Check	10/07/2025		W.W.Williams P...	QuickBook...			20000 · Acc...	0.00		0.00
Bill Pmt -Check	10/07/2025		W.W.Williams P...	QuickBook...			20000 · Acc...	0.00		0.00
Bill Pmt -Check	10/07/2025		W.W.Williams P...	QuickBook...			20000 · Acc...	0.00		0.00
Bill Pmt -Check	10/07/2025		Hughes Fire Eq...	QuickBook...			20000 · Acc...	0.00		0.00
Bill Pmt -Check	10/07/2025		W.W.Williams P...	QuickBook...			20000 · Acc...	0.00		0.00
Bill Pmt -Check	10/14/2025		Bud's Bulk Ice S...	QuickBook...			20000 · Acc...	0.00		0.00
Bill Pmt -Check	10/14/2025		Hughes Fire Eq...	QuickBook...			20000 · Acc...	0.00		0.00
Bill Pmt -Check	10/14/2025		Hughes Fire Eq...	QuickBook...			20000 · Acc...	0.00		0.00
Bill Pmt -Check	10/21/2025		Freightliner Of A...	QuickBook...			20000 · Acc...	0.00		0.00
Bill Pmt -Check	10/21/2025		W.W.Williams P...	QuickBook...			20000 · Acc...	0.00		0.00
Bill Pmt -Check	10/28/2025		W.W.Williams P...	QuickBook...			20000 · Acc...	0.00		0.00
Bill Pmt -Check	10/28/2025		Hughes Fire Eq...	QuickBook...			20000 · Acc...	0.00		0.00
Total 11000 · Petty Cash - Accounting								0.00	0.00	0.00
TOTAL								8,499,915.11	6,154,703.91	2,345,211.20



Superstition Fire and Medical District

Fiscal Year Begins: Jul-25

Twelve-Month Cash Flow

Superstition Fire and Medical District

	Beginning	Jul-25	Aug-25	Sep-25	Oct-25	Nov-25	Dec-25	Jan-26	Feb-26	Mar-26	Apr-26	May-26	Jun-26	Monthly Average	Overview
Cash Summary															
Cash on Hand (beginning of month)	8,740,274	8,740,274	6,678,443	4,731,229	6,182,279	8,401,314	10,339,224	12,698,370	11,535,242	10,749,700	10,132,176	10,074,455	13,327,010	9,465,810	
Cash Available (on hand + receipts, before cash out)	8,740,274	9,249,570	7,809,339	7,782,926	10,601,917	12,474,169	15,047,924	14,377,570	12,776,542	12,063,500	12,230,076	15,280,755	14,985,053	12,056,612	
Cash Position (end of month)	8,740,274	6,678,443	4,731,229	6,182,279	8,401,314	10,339,224	12,698,370	11,535,242	10,749,700	10,132,176	10,074,455	13,327,010	8,810,739	9,471,682	
Cash Receipts															
Tax Levy Revenue		77,447	266,258	2,646,276	3,975,464	3,555,956	4,048,900	1,101,600	666,600	724,500	1,514,300	4,641,400	276,262	1,957,914	
Non-Tax Levy Revenue		431,850	864,638	405,421	444,174	516,900	659,800	577,600	574,700	589,300	583,600	564,900	681,906	574,566	
Transfers		0	0	0	0	0	0	0	0	0	0	0	699,875	58,323	
Total Cash Receipts		509,297	1,130,895	3,051,697	4,419,638	4,072,856	4,708,700	1,679,200	1,241,300	1,313,800	2,097,900	5,206,300	1,658,043	2,590,802	
Cash Paid Out															
Disbursements		2,571,127	3,078,110	1,600,647	2,200,603	2,134,945	2,349,554	2,842,328	2,026,842	1,931,324	2,155,621	1,953,745	4,174,314	2,418,263	
Transfers		0	0	0	0	0	0	0	0	0	0	0	2,000,000	166,667	
Total Cash Paid Out		2,571,127	3,078,110	1,600,647	2,200,603	2,134,945	2,349,554	2,842,328	2,026,842	1,931,324	2,155,621	1,953,745	6,174,314	2,584,930	
		(Actual)	(Actual)	(Actual)	(Actual)	(Budget)	(Budget)	(Budget)	(Budget)	(Budget)	(Budget)	(Budget)	(Budget)	(Budget)	

*This includes the General Fund, Transport Services Fund and Special Revenue Fund