



## Superstition Fire and Medical District

### Monthly Financial Report

#### Monthly Financial Report – September 2025

Attached are the following for your information and review:

1. Balance Sheet as of September 30, 2025.
2. Summary of reconciled cash balances on September 30, 2025.
3. Income Statement of Revenues and Expenditures for September 2025, including budget to actual and year-to-date balances.
4. PPT Graphs
5. September 2025 Disbursements.
6. 12-Month Cash Flow.

#### Key points:

- Total Revenue for September is \$3,025,880, which is \$1,065,980 over budget.
  - Tax Levy Revenue for September is \$1,142,409 over budget driven by timing of property tax collections.
  - Non-Tax Levy Revenue for September is \$392,071, which is \$76,429 under budget.
    - Driven by lower Wildland Deployment Revenue.
- Total Expenses for September are \$1,886,617, which are \$117,898 under budget.
  - Personnel expenses are under budget by \$61,294 driven by lower than anticipated wildland deployments and associated benefit costs.
  - Communications and IT expenses are under budget by \$41,184, driven by timing of computer software licenses.
  - Managerial expenses are over budget by \$10,260, driven by increase postage costs for bond pamphlets and timing of medical director fees.
- Year-to-Date Revenue is \$4,246,150, which is over budget \$1,039,450, driven by timing of property tax collections.
- Year-to-Date Expenses are \$6,216,093, which are under budget \$616,075, driven by lower personnel expense and timing of communication fees.
- Total Cash as of September 2025 was \$12,118,760, which is an increase of \$1,013,171 from last year.

Please contact Ben Archer-Clowes for any questions or concerns regarding this report.

**Superstition Fire & Medical District**  
**Balance Sheet Prev Year Comparison**  
**As of September 30, 2025**

	Sep 30, 25	Sep 30, 24	\$ Change
<b>ASSETS</b>			
<b>Current Assets</b>			
<b>Checking/Savings</b>			
10100 · Fund Cash - General (M&O)	4,494,287.69	2,311,302.44	2,182,985.25
10120 · Ambulance Operating	686,729.35	23,669.46	663,059.89
10130 · Ambulance Payroll	268,279.17	204,396.41	63,882.76
10140 · Transport Lockbox	93,455.74	298,093.74	-204,638.00
10150 · Payroll Account	290,614.00	554,232.80	-263,618.80
10200 · Fund Cash - Capital Projects	2,160,462.47	3,201,451.47	-1,040,989.00
10400 · Special Revenue Fund	348,913.75	321,747.67	27,166.08
10500 · Fund Cash - Bond Proceeds 2006	138,954.05	665,655.50	-526,701.45
10600 · Debt Retirement Interest	9,477.67	13,763.14	-4,285.47
10700 · Contingency Reserve Fund Cash	3,627,585.93	3,505,029.64	122,556.29
1072 · Bill.com Money Out Clearing	0.00	6,146.54	-6,146.54
11000 · Petty Cash - Accounting	0.00	100.00	-100.00
<b>Total Checking/Savings</b>	<b>12,118,759.82</b>	<b>11,105,588.81</b>	<b>1,013,171.01</b>
<b>Accounts Receivable</b>			
13000 · Accounts Receivable	1,472,208.00	1,498,957.52	-26,749.52
<b>Total Accounts Receivable</b>	<b>1,472,208.00</b>	<b>1,498,957.52</b>	<b>-26,749.52</b>
<b>Other Current Assets</b>			
18700 · Construction in Progress	35,046.00	35,046.00	0.00
<b>Total Other Current Assets</b>	<b>35,046.00</b>	<b>35,046.00</b>	<b>0.00</b>
<b>Total Current Assets</b>	<b>13,626,013.82</b>	<b>12,639,592.33</b>	<b>986,421.49</b>
<b>Fixed Assets</b>			
17001 · Vehicles	4,981,928.96	4,632,240.00	349,688.96
17010 · Machinery and Equipment	1,076,963.00	1,076,963.00	0.00
17020 · Land	1,241,806.00	1,241,806.00	0.00
17030 · Building and Improvements	3,207,729.00	3,207,729.00	0.00
17040 · Leasehold Improvements	0.00	0.00	0.00
<b>Total Fixed Assets</b>	<b>10,508,426.96</b>	<b>10,158,738.00</b>	<b>349,688.96</b>
<b>Other Assets</b>			
16000 · Prepaid Items	110,549.67	3,129.54	107,420.13
17050 · Investment in Joint Venture	158,227.00	158,227.00	0.00
18010 · Deferred Outflows PSPRS	7,005,844.00	7,005,844.00	0.00
18015 · Deferred Outflows ASRS	224,133.00	224,133.00	0.00
19000 · Suspense	0.00	0.81	-0.81
<b>Total Other Assets</b>	<b>7,498,753.67</b>	<b>7,391,334.35</b>	<b>107,419.32</b>
<b>TOTAL ASSETS</b>	<b><u>31,633,194.45</u></b>	<b><u>30,189,664.68</u></b>	<b><u>1,443,529.77</u></b>
<b>LIABILITIES &amp; EQUITY</b>			
<b>Liabilities</b>			
<b>Current Liabilities</b>			
<b>Accounts Payable</b>			
20000 · Accounts Payable	226,142.95	725,905.04	-499,762.09
<b>Total Accounts Payable</b>	<b>226,142.95</b>	<b>725,905.04</b>	<b>-499,762.09</b>
<b>Credit Cards</b>			
21002 · Chase Credit Card	-71.00	12,193.67	-12,264.67
<b>Total Credit Cards</b>	<b>-71.00</b>	<b>12,193.67</b>	<b>-12,264.67</b>
<b>Other Current Liabilities</b>			
21000 · Payroll Liabilities	766,744.91	736,829.49	29,915.42
21100 · Compensated Absences	2,511,229.00	2,511,229.00	0.00
21250 · Sales Tax Payable	0.00	34.41	-34.41
24020 · Accrued Interest Expense	19,585.00	19,585.00	0.00

**Superstition Fire & Medical District**  
**Balance Sheet Prev Year Comparison**  
**As of September 30, 2025**

	Sep 30, 25	Sep 30, 24	\$ Change
25000 · Due To other funds	0.06	0.06	0.00
26000 · Deferred Revenue	808,347.00	808,347.00	0.00
27000 · Bond Payable	29,073,000.00	30,537,000.00	-1,464,000.00
27005 · Unamortized GADA Bond	54,910.00	54,910.00	0.00
27010 · Ambulance Lease Agreement	0.00	169,980.00	-169,980.00
27015 · Capital Lease Agreements	682,065.80	800,099.37	-118,033.57
29020 · Net Pension Liability PSPRS	6,291,671.00	6,291,671.00	0.00
<b>Total Other Current Liabilities</b>	<b>40,207,552.77</b>	<b>41,929,685.33</b>	<b>-1,722,132.56</b>
<b>Total Current Liabilities</b>	<b>40,433,624.72</b>	<b>42,667,784.04</b>	<b>-2,234,159.32</b>
<b>Long Term Liabilities</b>			
29025 · Net Pension Liability ASRS	1,429,014.00	1,429,014.00	0.00
<b>Total Long Term Liabilities</b>	<b>1,429,014.00</b>	<b>1,429,014.00</b>	<b>0.00</b>
<b>Total Liabilities</b>	<b>41,862,638.72</b>	<b>44,096,798.04</b>	<b>-2,234,159.32</b>
<b>Equity</b>			
31000 · Fund Balance	-9,057,880.00	-9,057,880.00	0.00
32000 · Retained Earnings	1,376,545.22	-2,640,119.85	4,016,665.07
Net Income	-2,548,109.49	-2,209,133.51	-338,975.98
<b>Total Equity</b>	<b>-10,229,444.27</b>	<b>-13,907,133.36</b>	<b>3,677,689.09</b>
<b>TOTAL LIABILITIES &amp; EQUITY</b>	<b><u>31,633,194.45</u></b>	<b><u>30,189,664.68</u></b>	<b><u>1,443,529.77</u></b>

Superstition Fire and Medical District  
 Reconciliation Summary  
 Period Ending 09/30/2025

	<b>General Fund</b>	<b>Ambulance</b>	<b>Capital Projects</b>	<b>Special Revenue</b>	<b>Bond Proceeds</b>
	<b>9/30/2025</b>	<b>Operating</b>	<b>9/30/2025</b>	<b>Fund</b>	<b>9/30/2025</b>
	<b>9/30/2025</b>	<b>9/30/2025</b>	<b>9/30/2025</b>	<b>9/30/2025</b>	<b>9/30/2025</b>
<b>Beginning Balance</b>	3,730,713.92	28,336.00	2,871,119.42	348,141.24	64,874.39
<b>Cleared Transactions</b>					
<b>Checks and Payments</b>	(1,910,093.27)	(839.03)	(1,305,393.64)	(4,152.69)	(2,466,236.47)
<b>Deposits and Credits</b>	2,700,283.14	661,940.32	594,736.69	4,925.20	2,540,316.13
<b>Total Cleared Transactions</b>	790,189.87	661,101.29	(710,656.95)	772.51	74,079.66
<b>Cleared Balance</b>	<b>4,520,903.79</b>	<b>689,437.29</b>	<b>2,160,462.47</b>	<b>348,913.75</b>	<b>138,954.05</b>
<b>Uncleared Transactions</b>					
<b>Checks and Payments</b>	(2,563,060.22)	(2,707.94)	-	-	-
<b>Deposits and Credits</b>	2,536,444.12	-	-	-	-
<b>Total Uncleared Transactions</b>	(26,616.10)	(2,707.94)	-	-	-
<b>Register Balance as of 09/30/2025</b>	<b>4,494,287.69</b>	<b>686,729.35</b>	<b>2,160,462.47</b>	<b>348,913.75</b>	<b>138,954.05</b>
	<b>Debt Retirement</b>	<b>Contingency</b>	<b>Transport</b>	<b>Ground</b>	<b>Payroll Account</b>
	<b>Interest</b>	<b>Reserve Fund</b>	<b>Lockbox</b>	<b>Transportaion</b>	<b>9/30/2025</b>
	<b>9/30/2025</b>	<b>9/30/2025</b>	<b>9/30/2025</b>	<b>9/30/2025</b>	<b>9/30/2025</b>
<b>Beginning Balance</b>	5,410.31	3,619,503.50	72,517.54	180,919.39	399,925.11
<b>Cleared Transactions</b>					
<b>Checks and Payments</b>	-	(3,481,229.20)	(1,593,084.96)	(4,388,323.53)	(2,996,972.22)
<b>Deposits and Credits</b>	4,067.36	3,489,311.63	1,614,023.16	4,475,683.31	2,887,661.11
<b>Total Cleared Transactions</b>	4,067.36	8,082.43	20,938.20	87,359.78	(109,311.11)
	<b>9,477.67</b>	<b>3,627,585.93</b>	<b>93,455.74</b>	<b>268,279.17</b>	<b>290,614.00</b>
<b>Uncleared Transactions</b>					
<b>Checks and Payments</b>	-	-	-	-	-
<b>Deposits and Credits</b>	-	-	-	-	-
<b>Total Uncleared Transactions</b>	-	-	-	-	-
<b>Register Balance as of 09/30/2025</b>	<b>9,477.67</b>	<b>3,627,585.93</b>	<b>93,455.74</b>	<b>268,279.17</b>	<b>290,614.00</b>

## Superstition Fire & Medical District Profit & Loss Budget Performance September 2025

	Sep 25	Budget	\$ Over Budget	Jul - Sep 25	YTD Budget	\$ Over Budget	Annual Budget
<b>Ordinary Income/Expense</b>							
<b>Income</b>							
<b>4000 · Tax Levy Revenue</b>	2,633,808.51	1,491,400.00	1,142,408.51	2,939,213.89	1,780,300.00	1,158,913.89	23,494,962.00
<b>4200 · Non-Tax Levy Revenue</b>	392,071.27	468,500.00	-76,428.73	1,306,935.91	1,426,600.00	-119,664.09	6,152,799.00
<b>Total Income</b>	3,025,879.78	1,959,900.00	1,065,979.78	4,246,149.80	3,206,900.00	1,039,249.80	29,647,761.00
<b>Gross Profit</b>	3,025,879.78	1,959,900.00	1,065,979.78	4,246,149.80	3,206,900.00	1,039,249.80	29,647,761.00
<b>Expense</b>							
<b>5000 · Personnel Expenses</b>	1,600,640.30	1,661,935.00	-61,294.70	5,343,983.24	5,652,788.00	-308,804.76	23,353,163.00
<b>6100 · Building and Land</b>	32,112.40	49,810.00	-17,697.60	127,465.76	149,430.00	-21,964.24	595,078.00
<b>6200 · Vehicles &amp; Equipment</b>	123,073.00	117,860.00	5,213.00	349,350.39	417,370.00	-68,019.61	1,570,306.00
<b>6300 · Communication/IT</b>	59,916.29	101,100.00	-41,183.71	171,482.91	303,900.00	-132,417.09	1,215,837.00
<b>6400 · Travel &amp; Training</b>	15,584.20	28,780.00	-13,195.80	39,251.29	86,840.00	-47,588.71	322,069.00
<b>7100 · Managerial Expense</b>	55,290.42	45,030.00	10,260.42	184,559.44	221,840.00	-37,280.56	1,018,946.00
<b>Total Expense</b>	1,886,616.61	2,004,515.00	-117,898.39	6,216,093.03	6,832,168.00	-616,074.97	28,075,399.00
<b>Net Ordinary Income</b>	1,139,263.17	-44,615.00	1,183,878.17	-1,969,943.23	-3,625,268.00	1,655,324.77	1,572,362.00
<b>Other Income/Expense</b>							
<b>Other Income</b>							
<b>9001 · Transfers In from Other Funds</b>	0.00	0.00	0.00	0.00	0.00	0.00	699,875.00
<b>Total Other Income</b>	0.00	0.00	0.00	0.00	0.00	0.00	699,875.00
<b>Other Expense</b>							
<b>8100 · Capital Outlay</b>	0.00			221.65			
<b>8500 · Debt Payments</b>	0.00	0.00	0.00	0.00	0.00	0.00	60,497.00
<b>9501 · Transfers Out to other Funds</b>	0.00	0.00	0.00	0.00	0.00	0.00	2,000,000.00
<b>Total Other Expense</b>	0.00	0.00	0.00	221.65	0.00	221.65	2,060,497.00
<b>Net Other Income</b>	0.00	0.00	0.00	-221.65	0.00	-221.65	-1,360,622.00
<b>Net Income</b>	<b>1,139,263.17</b>	<b>-44,615.00</b>	<b>1,183,878.17</b>	<b>-1,970,164.88</b>	<b>-3,625,268.00</b>	<b>1,655,103.12</b>	<b>211,740.00</b>

**Superstition Fire & Medical District**  
**Profit & Loss Budget Performance - General Fund**  
**September 2025**

	Sep 25	Budget	\$ Over Budget	Jul - Sep 25	YTD Budget	\$ Over Budget	Annual Budget
<b>Ordinary Income/Expense</b>							
<b>Income</b>							
<b>4000 · Tax Levy Revenue</b>	2,633,808.51	1,491,400.00	1,142,408.51	2,939,213.89	1,780,300.00	1,158,913.89	23,494,962.00
<b>4200 · Non-Tax Levy Revenue</b>	17,288.64	81,800.00	-64,511.36	163,531.26	245,400.00	-81,868.74	889,500.00
<b>Total Income</b>	2,651,097.15	1,573,200.00	1,077,897.15	3,102,745.15	2,025,700.00	1,077,045.15	24,384,462.00
<b>Gross Profit</b>	2,651,097.15	1,573,200.00	1,077,897.15	3,102,745.15	2,025,700.00	1,077,045.15	24,384,462.00
<b>Expense</b>							
<b>5000 · Personnel Expenses</b>	1,367,768.73	1,395,505.00	-27,736.27	4,577,144.19	4,752,443.00	-175,298.81	19,892,299.00
<b>6100 · Building and Land</b>	23,649.61	36,840.00	-13,190.39	93,172.34	110,520.00	-17,347.66	438,495.00
<b>6200 · Vehicles &amp; Equipment</b>	72,878.99	71,950.00	928.99	216,620.37	259,644.00	-43,023.63	964,764.00
<b>6300 · Communication/IT</b>	30,322.58	59,600.00	-29,277.42	99,438.00	178,800.00	-79,362.00	715,620.00
<b>6400 · Travel &amp; Training</b>	15,469.97	26,000.00	-10,530.03	33,746.61	78,500.00	-44,753.39	288,569.00
<b>7100 · Managerial Expense</b>	21,833.21	19,310.00	2,523.21	106,553.35	122,480.00	-15,926.65	562,965.00
<b>Total Expense</b>	1,531,923.09	1,609,205.00	-77,281.91	5,126,674.86	5,502,387.00	-375,712.14	22,862,712.00
<b>Net Ordinary Income</b>	1,119,174.06	-36,005.00	1,155,179.06	-2,023,929.71	-3,476,687.00	1,452,757.29	1,521,750.00
<b>Other Income/Expense</b>							
<b>Other Income</b>							
<b>9001 · Transfers In from Other Funds</b>	0.00	0.00	0.00	0.00	0.00	0.00	699,875.00
<b>Total Other Income</b>	0.00	0.00	0.00	0.00	0.00	0.00	699,875.00
<b>Other Expense</b>							
<b>8100 · Capital Outlay</b>	0.00			221.65			
<b>9501 · Transfers Out to other Funds</b>	0.00	0.00	0.00	0.00	0.00	0.00	2,000,000.00
<b>Total Other Expense</b>	0.00	0.00	0.00	221.65	0.00	221.65	2,000,000.00
<b>Net Other Income</b>	0.00	0.00	0.00	-221.65	0.00	-221.65	-1,300,125.00
<b>Net Income</b>	<u>1,119,174.06</u>	<u>-36,005.00</u>	<u>1,155,179.06</u>	<u>-2,024,151.36</u>	<u>-3,476,687.00</u>	<u>1,452,535.64</u>	<u>221,625.00</u>

**Superstition Fire & Medical District**  
**Profit & Loss Budget Performance - Transport Services Fund**  
**September 2025**

	Sep 25	Budget	\$ Over Budget	Jul - Sep 25	YTD Budget	\$ Over Budget	Annual Budget
<b>Ordinary Income/Expense</b>							
<b>Income</b>							
<b>4200 · Non-Tax Levy Revenue</b>	374,782.63	386,700.00	-11,917.37	1,143,404.65	1,181,200.00	-37,795.35	5,263,299.00
<b>Total Income</b>	374,782.63	386,700.00	-11,917.37	1,143,404.65	1,181,200.00	-37,795.35	5,263,299.00
<b>Gross Profit</b>	374,782.63	386,700.00	-11,917.37	1,143,404.65	1,181,200.00	-37,795.35	5,263,299.00
<b>Expense</b>							
<b>5000 · Personnel Expenses</b>	232,871.57	266,430.00	-33,558.43	766,839.05	900,345.00	-133,505.95	3,460,864.00
<b>6100 · Building and Land</b>	8,462.79	12,970.00	-4,507.21	34,293.42	38,910.00	-4,616.58	156,583.00
<b>6200 · Vehicles &amp; Equipment</b>	50,194.01	45,910.00	4,284.01	132,730.02	157,726.00	-24,995.98	605,542.00
<b>6300 · Communication/IT</b>	29,593.71	41,500.00	-11,906.29	72,044.91	125,100.00	-53,055.09	500,217.00
<b>6400 · Travel &amp; Training</b>	114.23	2,780.00	-2,665.77	5,504.68	8,340.00	-2,835.32	33,500.00
<b>7100 · Managerial Expense</b>	33,457.21	25,720.00	7,737.21	78,006.09	99,360.00	-21,353.91	455,981.00
<b>Total Expense</b>	354,693.52	395,310.00	-40,616.48	1,089,418.17	1,329,781.00	-240,362.83	5,212,687.00
<b>Net Ordinary Income</b>	20,089.11	-8,610.00	28,699.11	53,986.48	-148,581.00	202,567.48	50,612.00
<b>Other Income/Expense</b>							
<b>Other Expense</b>							
<b>8500 · Debt Payments</b>	0.00	0.00	0.00	0.00	0.00	0.00	60,497.00
<b>Total Other Expense</b>	0.00	0.00	0.00	0.00	0.00	0.00	60,497.00
<b>Net Other Income</b>	0.00	0.00	0.00	0.00	0.00	0.00	-60,497.00
<b>Net Income</b>	<b>20,089.11</b>	<b>-8,610.00</b>	<b>28,699.11</b>	<b>53,986.48</b>	<b>-148,581.00</b>	<b>202,567.48</b>	<b>-9,885.00</b>

**Superstition Fire & Medical District**  
**Profit & Loss Budget Performance - Capital Fund**  
**September 2025**

	Sep 25	Budget	\$ Over Budget	Jul - Sep 25	YTD Budget	\$ Over Budget	Annual Budget
<b>Ordinary Income/Expense</b>							
<b>Income</b>							
<b>4200 · Non-Tax Levy Revenue</b>	6,164.67	3,800.00	2,364.67	27,067.95	11,400.00	15,667.95	45,000.00
<b>Total Income</b>	6,164.67	3,800.00	2,364.67	27,067.95	11,400.00	15,667.95	45,000.00
<b>Gross Profit</b>	6,164.67	3,800.00	2,364.67	27,067.95	11,400.00	15,667.95	45,000.00
<b>Net Ordinary Income</b>	6,164.67	3,800.00	2,364.67	27,067.95	11,400.00	15,667.95	45,000.00
<b>Other Income/Expense</b>							
<b>Other Income</b>							
<b>9001 · Transfers In from Other Funds</b>	0.00	0.00	0.00	0.00	0.00	0.00	2,000,000.00
<b>Total Other Income</b>	0.00	0.00	0.00	0.00	0.00	0.00	2,000,000.00
<b>Other Expense</b>							
<b>8100 · Capital Outlay</b>	11,309.83			402,005.74			
<b>8500 · Debt Payments</b>	42,255.15	42,255.00	0.15	323,494.54	323,492.91	1.63	465,654.91
<b>Total Other Expense</b>	53,564.98	42,255.00	11,309.98	725,500.28	323,492.91	402,007.37	465,654.91
<b>Net Other Income</b>	-53,564.98	-42,255.00	-11,309.98	-725,500.28	-323,492.91	-402,007.37	1,534,345.09
<b>Net Income</b>	<b>-47,400.31</b>	<b>-38,455.00</b>	<b>-8,945.31</b>	<b>-698,432.33</b>	<b>-312,092.91</b>	<b>-386,339.42</b>	<b>1,579,345.09</b>

**Superstition Fire & Medical District**  
**Profit & Loss Budget Performance - Debt Service Fund**  
**September 2025**

	Sep 25	Budget	\$ Over Budget	Jul - Sep 25	YTD Budget	\$ Over Budget	Annual Budget
<b>Ordinary Income/Expense</b>							
<b>Income</b>							
<b>4000 · Tax Levy Revenue</b>	77,590.41	44,800.00	32,790.41	80,244.47	48,900.00	31,344.47	685,573.00
<b>4200 · Non-Tax Levy Revenue</b>	556.61	900.00	-343.39	4,322.61	2,700.00	1,622.61	11,000.00
<b>Total Income</b>	78,147.02	45,700.00	32,447.02	84,567.08	51,600.00	32,967.08	696,573.00
<b>Gross Profit</b>	78,147.02	45,700.00	32,447.02	84,567.08	51,600.00	32,967.08	696,573.00
<b>Expense</b>							
<b>7100 · Managerial Expense</b>	0.00	0.00	0.00	0.00	0.00	0.00	37,865.00
<b>Total Expense</b>	0.00	0.00	0.00	0.00	0.00	0.00	37,865.00
<b>Net Ordinary Income</b>	78,147.02	45,700.00	32,447.02	84,567.08	51,600.00	32,967.08	658,708.00
<b>Other Income/Expense</b>							
<b>Other Expense</b>							
<b>8500 · Debt Payments</b>	0.00	0.00	0.00	0.00	0.00	0.00	659,000.00
<b>Total Other Expense</b>	0.00	0.00	0.00	0.00	0.00	0.00	659,000.00
<b>Net Other Income</b>	0.00	0.00	0.00	0.00	0.00	0.00	-659,000.00
<b>Net Income</b>	<b>78,147.02</b>	<b>45,700.00</b>	<b>32,447.02</b>	<b>84,567.08</b>	<b>51,600.00</b>	<b>32,967.08</b>	<b>-292.00</b>

**Superstition Fire & Medical District**  
**Profit & Loss Budget Performance - COP Reserve Fund**  
**September 2025**

	Sep 25	Budget	\$ Over Budget	Jul - Sep 25	YTD Budget	\$ Over Budget	Annual Budget
<b>Ordinary Income/Expense</b>							
<b>Income</b>							
<b>4200 · Non-Tax Levy Revenue</b>	8,082.43	4,600.00	3,482.43	35,920.64	13,800.00	22,120.64	55,000.00
<b>Total Income</b>	8,082.43	4,600.00	3,482.43	35,920.64	13,800.00	22,120.64	55,000.00
<b>Gross Profit</b>	8,082.43	4,600.00	3,482.43	35,920.64	13,800.00	22,120.64	55,000.00
<b>Net Ordinary Income</b>	8,082.43	4,600.00	3,482.43	35,920.64	13,800.00	22,120.64	55,000.00
<b>Other Income/Expense</b>							
<b>Other Expense</b>							
<b>9501 · Transfers Out to other Funds</b>	0.00	0.00	0.00	0.00	0.00	0.00	699,875.00
<b>Total Other Expense</b>	0.00	0.00	0.00	0.00	0.00	0.00	699,875.00
<b>Net Other Income</b>	0.00	0.00	0.00	0.00	0.00	0.00	-699,875.00
<b>Net Income</b>	<b>8,082.43</b>	<b>4,600.00</b>	<b>3,482.43</b>	<b>35,920.64</b>	<b>13,800.00</b>	<b>22,120.64</b>	<b>-644,875.00</b>

# Financial Report September 2025

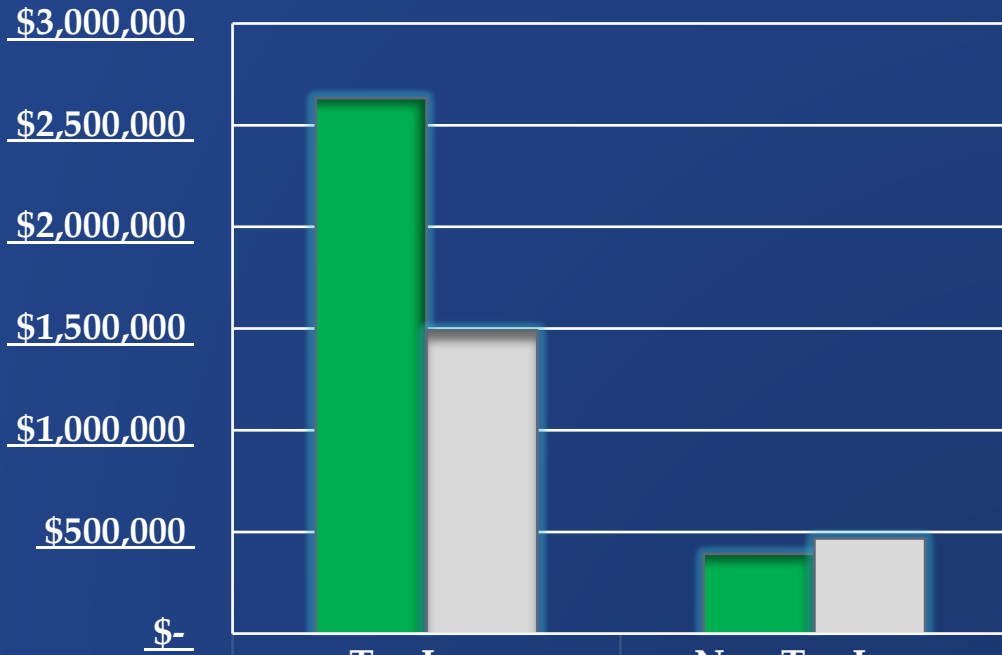


JAMES VINCENT GROUP  
ACCOUNTING & CONSULTING



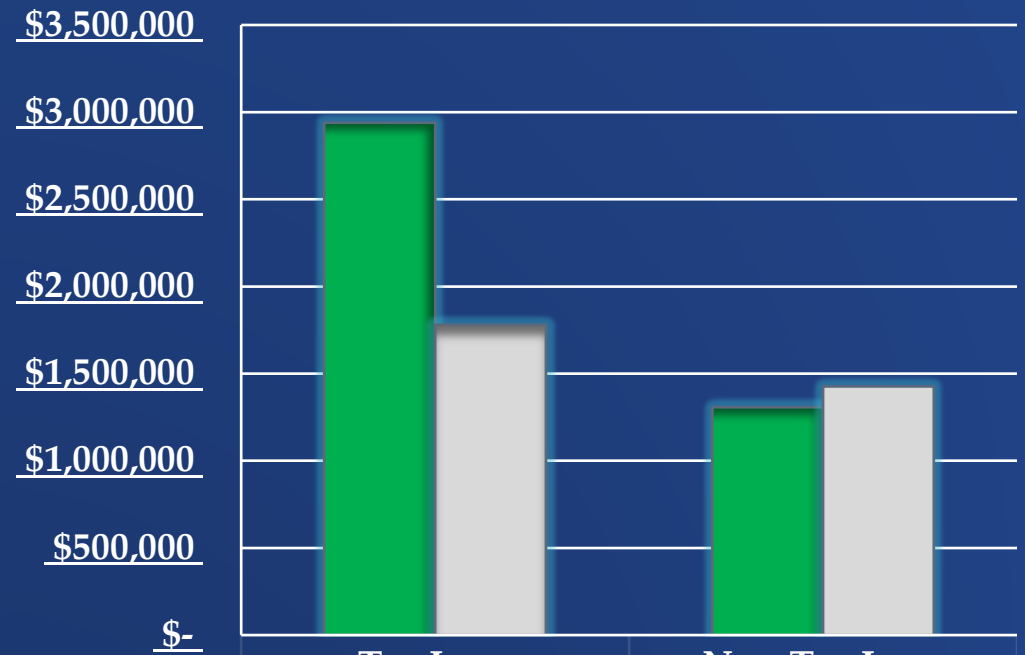
# Revenue Actuals vs. Budget

## September



	Tax Levy	Non-Tax Levy
Actual	\$2,633,809	\$392,071
Budget	\$1,491,400	\$468,500
VAR	\$1,142,409	\$(76,429)

## September YTD




	Tax Levy	Non-Tax Levy
Actual	\$2,939,214	\$1,306,936
Budget	\$1,780,300	\$1,426,600
VAR	\$1,158,914	\$(119,664)



# September 2025 Actuals vs. Budget

## Expenditures

\$1,800,000  
 \$1,600,000  
 \$1,400,000  
 \$1,200,000  
 \$1,000,000  
 \$800,000  
 \$600,000  
 \$400,000  
 \$200,000  
 \$-




	Personnel	Building & Land	Vehicles & Equipment	Communication/IT	Travel & Training	Managerial Expenses
■ Actual	\$1,600,640	\$32,112	\$123,073	\$59,916	\$15,584	\$55,290
■ Budget	\$1,661,935	\$49,810	\$117,860	\$101,100	\$28,780	\$45,030
VAR	\$(61,295)	\$(17,698)	\$5,213	\$(41,184)	\$(13,196)	\$10,260



# YTD Actuals vs. Budget

## Expenditures

\$6,000,000  
 \$5,000,000  
 \$4,000,000  
 \$3,000,000  
 \$2,000,000  
 \$1,000,000  
 \$-



	Personnel	Building & Land	Vehicles & Equipment	Communication/IT	Travel & Training	Managerial Expenses
Actual	\$5,343,983	\$127,466	\$349,350	\$171,483	\$39,251	\$184,559
Budget	\$5,652,788	\$149,430	\$417,370	\$303,900	\$86,840	\$221,840
VAR	\$(308,805)	\$(21,964)	\$(68,020)	\$(132,417)	\$(47,589)	\$(37,281)

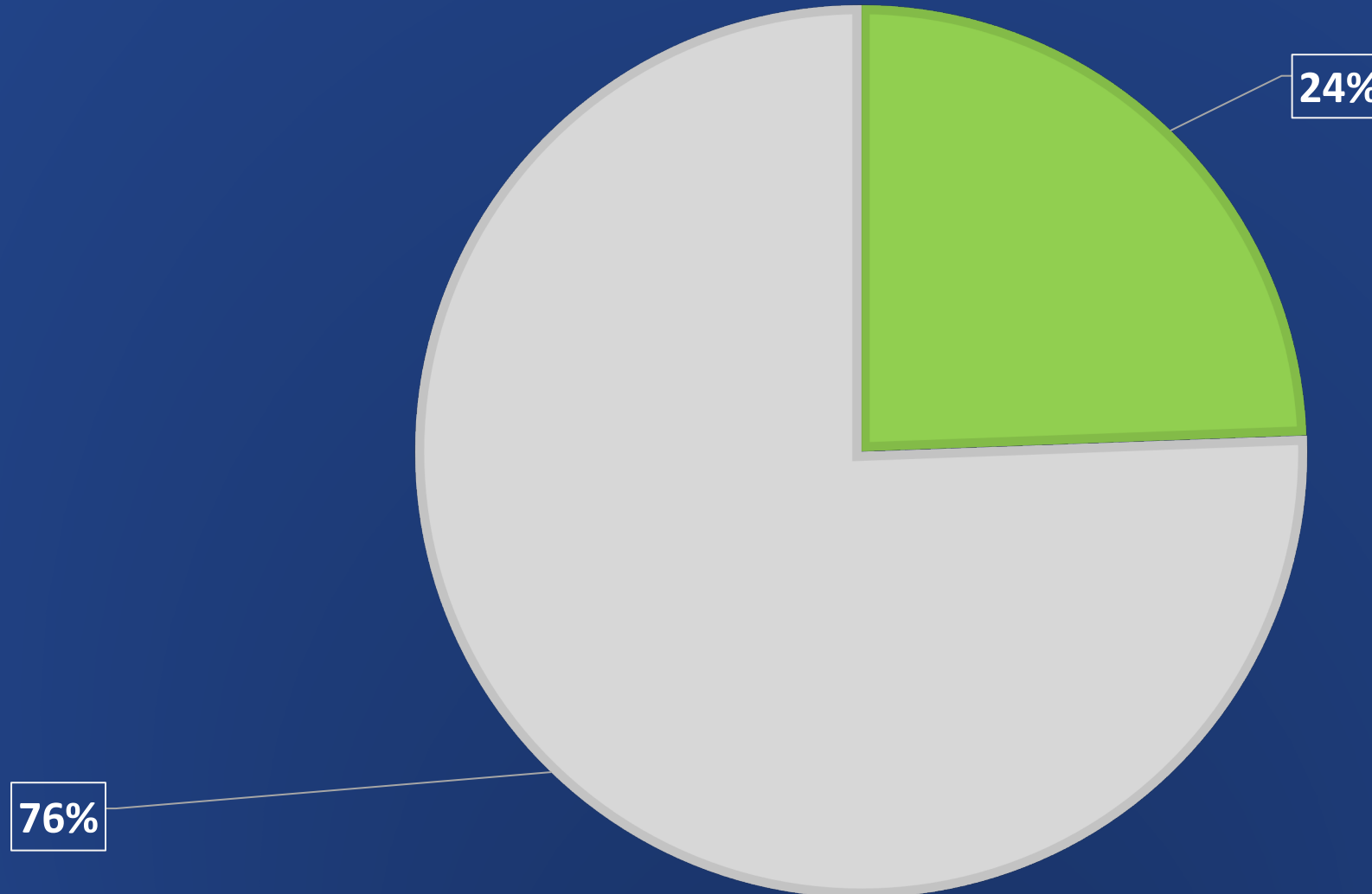
\*This includes the General, Transport Services and Special Revenue Funds



# YTD Expenses as a Percentage of Budget

■ Actual YTD   ■ Budget Remaining

September 2025 Targeted % - 25%



*\*This includes the General, Transport Services and Special Revenue Funds*

## Superstition Fire & Medical District Transaction Detail by Account September 2025

Type	Date	Num	Name	Memo	Class	Clr	Split	Debit	Credit	Balance
<b>10100 · Fund Cash - General (M&amp;O)</b>										
Check	09/04/2025	EFT		Wire Fees		X	7109 · Bank...		25.00	-25.00
Transfer	09/04/2025			Funds Tra...		X	10150 · Pay...		750,000.00	-750,025.00
Transfer	09/04/2025			Funds Tra...		X	10120 · Am...		302,548.65	-1,052,573.65
Deposit	09/09/2025			Deposit		X	-SPLIT-	2,280.19		-1,050,293.46
Bill Pmt -Check	09/16/2025	1102...	US POSTMAST...	Postage to ...		X	20000 · Acc...		7,494.62	-1,057,788.08
Deposit	09/17/2025			Deposit		X	-SPLIT-	50,140.44		-1,007,647.64
Check	09/18/2025	EFT		Wire Fees		X	7109 · Bank...		25.00	-1,007,672.64
Transfer	09/18/2025			Funds Tra...		X	10150 · Pay...		850,000.00	-1,857,672.64
Deposit	09/24/2025			Deposit		X	-SPLIT-	1,226.71		-1,856,445.93
General Journal	09/30/2025	882		To Record ...		X	4010 · Prop...	2,646,275.80		789,829.87
Deposit	09/30/2025			Deposit		X	-SPLIT-	360.00		790,189.87
Total 10100 · Fund Cash - General (M&O)								2,700,283.14	1,910,093.27	790,189.87
<b>10120 · Ambulance Operating</b>										
Transfer	09/04/2025			Funds Tra...		X	10200 · Fun...	358,410.81		358,410.81
Transfer	09/04/2025			Funds Tra...		X	10100 · Fun...	302,548.65		660,959.46
General Journal	09/30/2025	881		To Record ...		X	4250 · Inter...	141.83		661,101.29
Total 10120 · Ambulance Operating								661,101.29	0.00	661,101.29
<b>10130 · Ambulance Payroll</b>										
Deposit	09/02/2025			Deposit		X	-SPLIT-	700.00		700.00
Deposit	09/02/2025		36 Treas	Deposit		X	4210 · Amb...	107.52		807.52
Deposit	09/02/2025		BCBS	Deposit		X	4210 · Amb...	119.05		926.57
Deposit	09/02/2025		Centene	Deposit		X	4210 · Amb...	1,389.21		2,315.78
Deposit	09/02/2025		Cigna	Deposit		X	4210 · Amb...	576.11		2,891.89
Deposit	09/02/2025		HDIC	Deposit		X	4210 · Amb...	106.67		2,998.56
Deposit	09/02/2025		Transport Cust...	Deposit		X	4210 · Amb...	2,954.96		5,953.52
Deposit	09/02/2025		Transport Cust...	Deposit		X	4210 · Amb...	25.00		5,978.52
Deposit	09/02/2025		Transport Cust...	Deposit		X	4210 · Amb...	1,338.41		7,316.93
Deposit	09/02/2025		Transport Cust...	Deposit		X	4210 · Amb...	290.00		7,606.93
Deposit	09/02/2025		Marketplace	Deposit		X	4210 · Amb...	1,737.18		9,344.11
Deposit	09/02/2025		Noridian	Deposit		X	4210 · Amb...	9,189.86		18,533.97
Deposit	09/02/2025		UMR	Deposit		X	4210 · Amb...	98.99		18,632.96
Deposit	09/02/2025		United Healthcare	Deposit		X	4210 · Amb...	1,092.14		19,725.10
Check	09/02/2025	EFT				X	7109 · Bank...		1,376.11	18,348.99
Deposit	09/03/2025		36 Treas	Deposit		X	4210 · Amb...	300.00		18,648.99
Deposit	09/03/2025		BCBS	Deposit		X	4210 · Amb...	19.55		18,668.54
Deposit	09/03/2025		Cigna	Deposit		X	4210 · Amb...	1,757.15		20,425.69
Deposit	09/03/2025		Devoted Health	Deposit		X	4210 · Amb...	189.24		20,614.93
Deposit	09/03/2025		HNB	Deposit		X	4210 · Amb...	1,295.41		21,910.34
Deposit	09/03/2025		Humana	Deposit		X	4210 · Amb...	445.59		22,355.93
Deposit	09/03/2025		Transport Cust...	Deposit		X	4210 · Amb...	300.00		22,655.93
Deposit	09/03/2025		Noridian	Deposit		X	4210 · Amb...	3,150.77		25,806.70
Deposit	09/03/2025		Palmetto GBA	Deposit		X	4210 · Amb...	869.04		26,675.74
Deposit	09/03/2025		UHC Community	Deposit		X	4210 · Amb...	286.14		26,961.88
Deposit	09/04/2025		36 Treas	Deposit		X	4210 · Amb...	7,625.64		34,587.52
Deposit	09/04/2025		AARP Supp	Deposit		X	4210 · Amb...	204.86		34,792.38
Deposit	09/04/2025		BCBS	Deposit		X	4210 · Amb...	298.62		35,091.00

## Superstition Fire & Medical District Transaction Detail by Account September 2025

Type	Date	Num	Name	Memo	Class	Clr	Split	Debit	Credit	Balance
Deposit	09/04/2025		Centene	Deposit		X	4210 · Amb...	2,604.46		37,695.46
Deposit	09/04/2025		Transport Cust...	Deposit		X	4210 · Amb...	265.00		37,960.46
Deposit	09/04/2025		Medisun	Deposit		X	4210 · Amb...	843.39		38,803.85
Deposit	09/04/2025		Noridian	Deposit		X	4210 · Amb...	533.39		39,337.24
Deposit	09/04/2025		PCS	Deposit		X	4210 · Amb...	5,523.45		44,860.69
Deposit	09/04/2025		UHC Community	Deposit		X	4210 · Amb...	552.93		45,413.62
Deposit	09/04/2025		United Healthcare	Deposit		X	4210 · Amb...	1,233.77		46,647.39
Deposit	09/04/2025		United Healthcare	Deposit		X	4210 · Amb...	1,119.47		47,766.86
Transfer	09/04/2025			Funds Tra...		X	10150 · Pay...		128,686.25	-80,919.39
Deposit	09/05/2025		AETNA	Deposit		X	4210 · Amb...	1,182.07		-79,737.32
Deposit	09/05/2025		Centene	Deposit		X	4210 · Amb...	572.59		-79,164.73
Deposit	09/05/2025		Cigna Edge	Deposit		X	4210 · Amb...	2,069.99		-77,094.74
Deposit	09/05/2025		HPHC	Deposit		X	4210 · Amb...	105.39		-76,989.35
Deposit	09/05/2025		Humana	Deposit		X	4210 · Amb...	1,664.27		-75,325.08
Deposit	09/05/2025		Humana	Deposit		X	4210 · Amb...	1,222.29		-74,102.79
Deposit	09/05/2025		Transport Cust...	Deposit		X	4210 · Amb...	850.00		-73,252.79
Deposit	09/05/2025		Noridian	Deposit		X	4210 · Amb...	804.47		-72,448.32
Deposit	09/05/2025		UHC Community	Deposit		X	4210 · Amb...	214.26		-72,234.06
Deposit	09/05/2025		UHC Community	Deposit		X	4210 · Amb...	1,416.56		-70,817.50
Deposit	09/05/2025		UHC Community	Deposit		X	4210 · Amb...	793.71		-70,023.79
Deposit	09/05/2025		UHC Community	Deposit		X	4210 · Amb...	322.26		-69,701.53
Deposit	09/05/2025		United Healthcare	Deposit		X	4210 · Amb...	9,517.81		-60,183.72
Deposit	09/05/2025		United Healthcare	Deposit		X	4210 · Amb...	1,015.49		-59,168.23
Deposit	09/05/2025		United Healthcare	Deposit		X	4210 · Amb...	1,271.27		-57,896.96
Deposit	09/08/2025		36 Treas	Deposit		X	4210 · Amb...	135.15		-57,761.81
Deposit	09/08/2025		AARP Supp	Deposit		X	4210 · Amb...	122.59		-57,639.22
Deposit	09/08/2025		BCBS	Deposit		X	4210 · Amb...	94.59		-57,544.63
Deposit	09/08/2025		BCBS	Deposit		X	4210 · Amb...	1,757.15		-55,787.48
Deposit	09/08/2025		Centene	Deposit		X	4210 · Amb...	1,206.07		-54,581.41
Deposit	09/08/2025		HNB	Deposit		X	4210 · Amb...	2,488.08		-52,093.33
Deposit	09/08/2025		Transport Cust...	Deposit		X	4210 · Amb...	1,665.84		-50,427.49
Deposit	09/08/2025		Transport Cust...	Deposit		X	4210 · Amb...	2,577.42		-47,850.07
Deposit	09/08/2025		Marketplace	Deposit		X	4210 · Amb...	1,890.26		-45,959.81
Deposit	09/08/2025		Noridian	Deposit		X	4210 · Amb...	1,268.28		-44,691.53
Deposit	09/08/2025		OPTUM	Deposit		X	4210 · Amb...	424.40		-44,267.13
Deposit	09/09/2025		AARP Supp	Deposit		X	4210 · Amb...	106.67		-44,160.46
Deposit	09/09/2025		BCBS	Deposit		X	4210 · Amb...	1,470.68		-42,689.78
Deposit	09/09/2025		Humana	Deposit		X	4210 · Amb...	819.45		-41,870.33
Deposit	09/09/2025		Humana	Deposit		X	4210 · Amb...	1,793.67		-40,076.66
Deposit	09/09/2025		OPTUM	Deposit		X	4210 · Amb...	86.79		-39,989.87
Deposit	09/09/2025		United Healthcare	Deposit		X	4210 · Amb...	1,944.18		-38,045.69
Deposit	09/10/2025		36 Treas	Deposit		X	4210 · Amb...	1,832.35		-36,213.34
Deposit	09/10/2025		BCBS	Deposit		X	4210 · Amb...	2,050.02		-34,163.32
Deposit	09/10/2025		BCBS	Deposit		X	4210 · Amb...	2,140.16		-32,023.16
Deposit	09/10/2025		Transport Cust...	Deposit		X	4210 · Amb...	129.25		-31,893.91
Deposit	09/10/2025		Medisun	Deposit		X	4210 · Amb...	456.68		-31,437.23
Deposit	09/10/2025		Noridian	Deposit		X	4210 · Amb...	490.35		-30,946.88
Deposit	09/10/2025		OPTUM	Deposit		X	4210 · Amb...	401.09		-30,545.79
Deposit	09/10/2025		OPTUM	Deposit		X	4210 · Amb...	830.20		-29,715.59
Deposit	09/10/2025		UHC Community	Deposit		X	4210 · Amb...	1,431.82		-28,283.77

## Superstition Fire & Medical District Transaction Detail by Account September 2025

Type	Date	Num	Name	Memo	Class	Clr	Split	Debit	Credit	Balance
Deposit	09/10/2025		UMR	Deposit		X	4210 · Amb...	691.61		-27,592.16
Deposit	09/10/2025		United Healthcare	Deposit		X	4210 · Amb...	1,767.77		-25,824.39
Deposit	09/11/2025			Deposit		X	-SPLIT-	1,707.31		-24,117.08
Deposit	09/11/2025		AARP Supp	Deposit		X	4210 · Amb...	243.96		-23,873.12
Deposit	09/11/2025		AETNA	Deposit		X	4210 · Amb...	230.77		-23,642.35
Deposit	09/11/2025		BCBS	Deposit		X	4210 · Amb...	3,900.34		-19,742.01
Deposit	09/11/2025		Centene	Deposit		X	4210 · Amb...	1,509.81		-18,232.20
Deposit	09/11/2025		Humana	Deposit		X	4210 · Amb...	156.58		-18,075.62
Deposit	09/11/2025		Transport Cust...	Deposit		X	4210 · Amb...	2,854.66		-15,220.96
Deposit	09/11/2025		United Healthcare	Deposit		X	4210 · Amb...	1,076.01		-14,144.95
Deposit	09/11/2025		United Healthcare	Deposit		X	4210 · Amb...	2,123.85		-12,021.10
Deposit	09/11/2025		United Healthcare	Deposit		X	4210 · Amb...	467.09		-11,554.01
Deposit	09/11/2025		United Healthcare	Deposit		X	4210 · Amb...	106.12		-11,447.89
Deposit	09/11/2025		United Healthcare	Deposit		X	4210 · Amb...	815.94		-10,631.95
Deposit	09/12/2025		Cigna	Deposit		X	4210 · Amb...	1,734.96		-8,896.99
Deposit	09/12/2025		Devoted Health	Deposit		X	4210 · Amb...	124.07		-8,772.92
Deposit	09/12/2025		HNB	Deposit		X	4210 · Amb...	1,282.01		-7,490.91
Deposit	09/12/2025		Humana	Deposit		X	4210 · Amb...	1,071.69		-6,419.22
Deposit	09/12/2025		Humana	Deposit		X	4210 · Amb...	640.93		-5,778.29
Deposit	09/12/2025		Transport Cust...	Deposit		X	4210 · Amb...	200.00		-5,578.29
Deposit	09/12/2025		Medisun	Deposit		X	4210 · Amb...	778.86		-4,799.43
Deposit	09/12/2025		Noridian	Deposit		X	4210 · Amb...	946.08		-3,853.35
Deposit	09/12/2025		UHC Community	Deposit		X	4210 · Amb...	275.00		-3,578.35
Deposit	09/12/2025		UHC Community	Deposit		X	4210 · Amb...	290.00		-3,288.35
Deposit	09/15/2025		36 Treas	Deposit		X	4210 · Amb...	1,846.33		-1,442.02
Deposit	09/15/2025		AARP Supp	Deposit		X	4210 · Amb...	490.84		-951.18
Deposit	09/15/2025		AETNA	Deposit		X	4210 · Amb...	717.84		-233.34
Deposit	09/15/2025		Centene	Deposit		X	4210 · Amb...	2,778.42		2,545.08
Deposit	09/15/2025		Transport Cust...	Deposit		X	4210 · Amb...	5,206.63		7,751.71
Deposit	09/15/2025		Transport Cust...	Deposit		X	4210 · Amb...	270.00		8,021.71
Deposit	09/15/2025		Transport Cust...	Deposit		X	4210 · Amb...	75.00		8,096.71
Deposit	09/15/2025		Noridian	Deposit		X	4210 · Amb...	6,189.45		14,286.16
Deposit	09/15/2025		Samaritan Adva...	Deposit		X	4210 · Amb...	271.12		14,557.28
Deposit	09/15/2025		UHC Community	Deposit		X	4210 · Amb...	228.58		14,785.86
Deposit	09/15/2025		United Healthcare	Deposit		X	4210 · Amb...	367.36		15,153.22
Deposit	09/15/2025		United Healthcare	Deposit		X	4210 · Amb...	294.13		15,447.35
Deposit	09/16/2025		BCBS	Deposit		X	4210 · Amb...	1,280.02		16,727.37
Deposit	09/16/2025		Humana	Deposit		X	4210 · Amb...	1,732.73		18,460.10
Deposit	09/16/2025		Transport Cust...	Deposit		X	4210 · Amb...	50.00		18,510.10
Deposit	09/16/2025		United Healthcare	Deposit		X	4210 · Amb...	2,305.93		20,816.03
Deposit	09/17/2025		AARP Supp	Deposit		X	4210 · Amb...	214.38		21,030.41
Deposit	09/17/2025		BCBS	Deposit		X	4210 · Amb...	1,890.26		22,920.67
Deposit	09/17/2025		Marketplace	Deposit		X	4210 · Amb...	2,050.02		24,970.69
Deposit	09/17/2025		Noridian	Deposit		X	4210 · Amb...	985.01		25,955.70
Deposit	09/17/2025		OPTUM	Deposit		X	4210 · Amb...	1,317.15		27,272.85
Deposit	09/17/2025		OPTUM	Deposit		X	4210 · Amb...	430.28		27,703.13
Deposit	09/17/2025		Prosano	Deposit		X	4210 · Amb...	1,432.67		29,135.80
Deposit	09/17/2025		UHC Community	Deposit		X	4210 · Amb...	1,221.35		30,357.15
Deposit	09/17/2025		UHC Community	Deposit		X	4210 · Amb...	1,420.47		31,777.62
Deposit	09/17/2025		United Healthcare	Deposit		X	4210 · Amb...	1,777.12		33,554.74

## Superstition Fire & Medical District Transaction Detail by Account September 2025

Type	Date	Num	Name	Memo	Class	Clr	Split	Debit	Credit	Balance
Deposit	09/18/2025		AETNA	Deposit		X	4210 · Amb...	108.99		33,663.73
Deposit	09/18/2025		BCBS	Deposit		X	4210 · Amb...	2,069.99		35,733.72
Deposit	09/18/2025		Centene	Deposit		X	4210 · Amb...	7,455.00		43,188.72
Deposit	09/18/2025		Transport Cust...	Deposit		X	4210 · Amb...	11,161.31		54,350.03
Deposit	09/18/2025		OPTUM	Deposit		X	4210 · Amb...	711.02		55,061.05
Deposit	09/18/2025		OPTUM	Deposit		X	4210 · Amb...	775.60		55,836.65
Deposit	09/18/2025		United Healthcare	Deposit		X	4210 · Amb...	704.16		56,540.81
Deposit	09/18/2025		United Healthcare	Deposit		X	4210 · Amb...	619.22		57,160.03
Deposit	09/18/2025		United Healthcare	Deposit		X	4210 · Amb...	1,189.87		58,349.90
Transfer	09/18/2025			Funds Tra...		X	10150 · Pay...		138,554.29	-80,204.39
Transfer	09/18/2025			Funds Tra...		X	10140 · Tra...	92,719.49		12,515.10
Check	09/18/2025	EFT				X	4210 · Amb...		315.00	12,200.10
Deposit	09/19/2025		36 Treas	Deposit		X	4210 · Amb...	1,832.35		14,032.45
Deposit	09/19/2025		AETNA	Deposit		X	4210 · Amb...	610.24		14,642.69
Deposit	09/19/2025		BCBS	Deposit		X	4210 · Amb...	585.14		15,227.83
Deposit	09/19/2025		Centene	Deposit		X	4210 · Amb...	753.76		15,981.59
Deposit	09/19/2025		Cigna	Deposit		X	4210 · Amb...	1,780.05		17,761.64
Deposit	09/19/2025		Humana	Deposit		X	4210 · Amb...	1,223.15		18,984.79
Deposit	09/19/2025		Transport Cust...	Deposit		X	4210 · Amb...	457.32		19,442.11
Deposit	09/19/2025		Medisun	Deposit		X	4210 · Amb...	375.98		19,818.09
Deposit	09/19/2025		Noridian	Deposit		X	4210 · Amb...	1,767.20		21,585.29
Deposit	09/19/2025		OPTUM	Deposit		X	4210 · Amb...	2,742.36		24,327.65
Deposit	09/19/2025		UHC Community	Deposit		X	4210 · Amb...	275.00		24,602.65
Deposit	09/19/2025		UHC Community	Deposit		X	4210 · Amb...	1,241.81		25,844.46
Deposit	09/19/2025		United Healthcare	Deposit		X	4210 · Amb...	1,757.15		27,601.61
Deposit	09/22/2025		AARP Supp	Deposit		X	4210 · Amb...	115.57		27,717.18
Deposit	09/22/2025		Cigna	Deposit		X	4210 · Amb...	1,890.26		29,607.44
Deposit	09/22/2025		Transport Cust...	Deposit		X	4210 · Amb...	90.93		29,698.37
Deposit	09/22/2025		Transport Cust...	Deposit		X	4210 · Amb...	6,391.34		36,089.71
Deposit	09/22/2025		Noridian	Deposit		X	4210 · Amb...	5,188.48		41,278.19
Deposit	09/22/2025		UHC Community	Deposit		X	4210 · Amb...	370.49		41,648.68
Deposit	09/22/2025		United Healthcare	Deposit		X	4210 · Amb...	699.16		42,347.84
Deposit	09/23/2025		36 Treas	Deposit		X	4210 · Amb...	1,122.63		43,470.47
Deposit	09/23/2025		AETNA	Deposit		X	4210 · Amb...	556.18		44,026.65
Deposit	09/23/2025		36 Treas	Deposit		X	4210 · Amb...	2,781.15		46,807.80
Deposit	09/23/2025		HDIC	Deposit		X	4210 · Amb...	123.63		46,931.43
Deposit	09/23/2025		Humana	Deposit		X	4210 · Amb...	592.34		47,523.77
Deposit	09/23/2025		Transport Cust...	Deposit		X	4210 · Amb...	10.00		47,533.77
Deposit	09/23/2025		Noridian	Deposit		X	4210 · Amb...	4,226.86		51,760.63
Deposit	09/23/2025		UHC Community	Deposit		X	4210 · Amb...	471.27		52,231.90
Deposit	09/23/2025			Deposit		X	12001 · Und...	100.00		52,331.90
Deposit	09/24/2025			Deposit		X	-SPLIT-	220.00		52,551.90
Deposit	09/24/2025		AARP Supp	Deposit		X	4210 · Amb...	125.09		52,676.99
Deposit	09/24/2025		BCBS	Deposit		X	4210 · Amb...	602.88		53,279.87
Deposit	09/24/2025		BCBS	Deposit		X	4210 · Amb...	124.36		53,404.23
Deposit	09/24/2025		Transport Cust...	Deposit		X	4210 · Amb...	250.00		53,654.23
Deposit	09/24/2025		Noridian	Deposit		X	4210 · Amb...	1,097.15		54,751.38
Deposit	09/24/2025		OPTUM	Deposit		X	4210 · Amb...	250.53		55,001.91
Deposit	09/24/2025		OPTUM	Deposit		X	4210 · Amb...	485.38		55,487.29
Deposit	09/24/2025		UHC Community	Deposit		X	4210 · Amb...	1,358.42		56,845.71

## Superstition Fire & Medical District Transaction Detail by Account September 2025

Type	Date	Num	Name	Memo	Class	Clr	Split	Debit	Credit	Balance
Deposit	09/24/2025		UHC Community	Deposit		X	4210 · Amb...	1,186.02		58,031.73
Deposit	09/24/2025		UHC Community	Deposit		X	4210 · Amb...	1,375.81		59,407.54
Deposit	09/25/2025		BCBS	Deposit		X	4210 · Amb...	111.36		59,518.90
Deposit	09/25/2025		Centene	Deposit		X	4210 · Amb...	937.52		60,456.42
Deposit	09/25/2025		Transport Cust...	Deposit		X	4210 · Amb...	785.00		61,241.42
Deposit	09/25/2025		Noridian	Deposit		X	4210 · Amb...	942.68		62,184.10
Deposit	09/25/2025		OPTUM	Deposit		X	4210 · Amb...	302.75		62,486.85
Deposit	09/25/2025		United Healthcare	Deposit		X	4210 · Amb...	930.09		63,416.94
Deposit	09/25/2025		United Healthcare	Deposit		X	4210 · Amb...	638.78		64,055.72
Deposit	09/26/2025		AETNA	Deposit		X	4210 · Amb...	1,970.14		66,025.86
Deposit	09/26/2025		Ahcccs	Deposit		X	4210 · Amb...	1,295.41		67,321.27
Deposit	09/26/2025		BCBS	Deposit		X	4210 · Amb...	362.95		67,684.22
Deposit	09/26/2025		BCBS	Deposit		X	4210 · Amb...	125.46		67,809.68
Deposit	09/26/2025		Transport Cust...	Deposit		X	4210 · Amb...	1,924.12		69,733.80
Deposit	09/26/2025		UHC Community	Deposit		X	4210 · Amb...	1,566.67		71,300.47
Deposit	09/26/2025		UHC Community	Deposit		X	4210 · Amb...	1,006.53		72,307.00
Deposit	09/26/2025		UHC Community	Deposit		X	4210 · Amb...	1,322.21		73,629.21
Deposit	09/26/2025		United Healthcare	Deposit		X	4210 · Amb...	529.86		74,159.07
Deposit	09/29/2025		AARP Supp	Deposit		X	4210 · Amb...	373.25		74,532.32
Deposit	09/29/2025		Transport Cust...	Deposit		X	4210 · Amb...	105.00		74,637.32
Deposit	09/29/2025		Transport Cust...	Deposit		X	4210 · Amb...	477.50		75,114.82
Deposit	09/29/2025		Transport Cust...	Deposit		X	4210 · Amb...	586.42		75,701.24
Deposit	09/29/2025		Noridian	Deposit		X	4210 · Amb...	4,064.75		79,765.99
Deposit	09/29/2025		UHC Community	Deposit		X	4210 · Amb...	122.53		79,888.52
Deposit	09/29/2025		United Healthcare	Deposit		X	4210 · Amb...	349.47		80,237.99
Deposit	09/30/2025		AETNA	Deposit		X	4210 · Amb...	223.60		80,461.59
Deposit	09/30/2025		BCBS	Deposit		X	4210 · Amb...	2,005.89		82,467.48
Deposit	09/30/2025		HNB	Deposit		X	4210 · Amb...	627.42		83,094.90
Deposit	09/30/2025		Humana	Deposit		X	4210 · Amb...	633.07		83,727.97
Deposit	09/30/2025		Humana	Deposit		X	4210 · Amb...	244.16		83,972.13
Deposit	09/30/2025		Humana	Deposit		X	4210 · Amb...	470.66		84,442.79
Deposit	09/30/2025		Transport Cust...	Deposit		X	4210 · Amb...	100.00		84,542.79
Deposit	09/30/2025		Noridian	Deposit		X	4210 · Amb...	2,255.93		86,798.72
Deposit	09/30/2025		UHC Community	Deposit		X	4210 · Amb...	275.00		87,073.72
Deposit	09/30/2025		United Healthcare	Deposit		X	4210 · Amb...	286.06		87,359.78
Total 10130 · Ambulance Payroll								356,291.43	268,931.65	87,359.78
<b>10140 · Transport Lockbox</b>										
Deposit	09/02/2025			Deposit		X	4210 · Amb...	31,840.15		31,840.15
Deposit	09/03/2025			Deposit		X	4210 · Amb...	4,964.04		36,804.19
Deposit	09/04/2025			Deposit		X	4210 · Amb...	2,420.83		39,225.02
Deposit	09/05/2025			Deposit		X	4210 · Amb...	1,287.74		40,512.76
Deposit	09/08/2025			Deposit		X	4210 · Amb...	5,314.32		45,827.08
Deposit	09/09/2025			Deposit		X	4210 · Amb...	100.00		45,927.08
Deposit	09/11/2025			Deposit		X	4210 · Amb...	6,256.06		52,183.14
Deposit	09/12/2025			Deposit		X	4210 · Amb...	7,368.49		59,551.63
General Journal	09/12/2025	888		Deposited I...		X	4210 · Amb...		264.78	59,286.85
Deposit	09/15/2025			Deposit		X	4210 · Amb...	6,563.30		65,850.15
Deposit	09/16/2025			Deposit		X	4210 · Amb...	4,075.95		69,926.10
Deposit	09/17/2025			Deposit		X	4210 · Amb...	4,072.85		73,998.95

## Superstition Fire & Medical District Transaction Detail by Account September 2025

Type	Date	Num	Name	Memo	Class	Clr	Split	Debit	Credit	Balance
Deposit	09/18/2025			Deposit		X	4210 · Amb...	2,535.29		76,534.24
Transfer	09/18/2025			Funds Tra...		X	10130 · Am...		92,719.49	-16,185.25
Deposit	09/19/2025			Deposit		X	4210 · Amb...	4,542.61		-11,642.64
Deposit	09/22/2025			Deposit		X	4210 · Amb...	17,042.19		5,399.55
Deposit	09/23/2025			Deposit		X	4210 · Amb...	1,058.08		6,457.63
Deposit	09/24/2025			Deposit		X	4210 · Amb...	124.36		6,581.99
Deposit	09/25/2025			Deposit		X	4210 · Amb...	1,278.87		7,860.86
Deposit	09/26/2025			Deposit		X	4210 · Amb...	3,364.08		11,224.94
Deposit	09/29/2025			Deposit		X	4210 · Amb...	8,451.28		19,676.22
Deposit	09/30/2025			Deposit		X	-SPLIT-	1,261.98		20,938.20
Total 10140 · Transport Lockbox								113,922.47	92,984.27	20,938.20
<b>10150 · Payroll Account</b>										
Check	09/02/2025	ACH	PSPRS			X	21700 · Car...		78,472.04	-78,472.04
General Journal	09/04/2025	901		BILL 09/04...		X	1072 · Bill.c...		158,815.19	-237,287.23
Transfer	09/04/2025			Funds Tra...		X	10130 · Am...	128,686.25		-108,600.98
Transfer	09/04/2025			Funds Tra...		X	10100 · Fun...	750,000.00		641,399.02
Transfer	09/04/2025			Funds Tra...		X	10200 · Fun...	358,410.81		999,809.83
General Journal	09/08/2025	888		BILL 09/08...		X	1072 · Bill.c...	5.19		999,815.02
General Journal	09/11/2025	892		BILL 09/11...		X	1072 · Bill.c...		229,586.95	770,228.07
Check	09/11/2025	EFT				X	21660 · HS...		5,105.68	765,122.39
Check	09/12/2025	ACH	Nationwide Retir...			X	21800 · Pre...		705.00	764,417.39
Check	09/12/2025	ACH	Nationwide Retir...			X	21800 · Pre...		862.43	763,554.96
Check	09/12/2025	ACH	Nationwide Retir...			X	21800 · Pre...		8,109.32	755,445.64
Check	09/12/2025	ACH	Nationwide Retir...			X	21800 · Pre...		8,442.94	747,002.70
Check	09/12/2025	ACH	Nationwide Retir...			X	21800 · Pre...		15,138.93	731,863.77
Check	09/12/2025	ACH	Health Equity			X	21660 · HS...		21,386.71	710,477.06
Check	09/12/2025	ACH	Arizona State R...			X	21725 · Civi...		27,811.24	682,665.82
General Journal	09/12/2025	887				X	5010.1 · Ad...		395,032.47	287,633.35
General Journal	09/12/2025	887				X	5010.1 · Ad...		93,769.15	193,864.20
Check	09/12/2025	EFT	Bill.com			X	6301 · Com...		508.27	193,355.93
Check	09/12/2025	ACH	Nationwide Retir...			X	21800 · Pre...		35,102.03	158,253.90
Check	09/15/2025	ACH	PSPRS			X	21700 · Car...		89,059.18	69,194.72
General Journal	09/18/2025	893		BILL 09/18...		X	1072 · Bill.c...		108,392.64	-39,197.92
Transfer	09/18/2025			Funds Tra...		X	10130 · Am...	138,554.29		99,356.37
Transfer	09/18/2025			Funds Tra...		X	10100 · Fun...	850,000.00		949,356.37
General Journal	09/23/2025	894		BILL 09/23...		X	1072 · Bill.c...		7,307.18	942,049.19
Bill Pmt -Check	09/24/2025	N/A	Chase Cardme...	# 4246315...		X	20000 · Acc...		17,030.51	925,018.68
General Journal	09/25/2025	895		BILL 09/25...		X	1072 · Bill.c...		40,976.99	884,041.69
Check	09/25/2025	EFT				X	21660 · HS...		5,064.65	878,977.04
General Journal	09/26/2025	896		BILL 09/26...		X	1072 · Bill.c...		349,963.09	529,013.95
Check	09/26/2025	ACH	Nationwide Retir...			X	21800 · Pre...		700.00	528,313.95
Check	09/26/2025	ACH	Nationwide Retir...			X	21800 · Pre...		7,378.17	520,935.78
Check	09/26/2025	ACH	Nationwide Retir...			X	21800 · Pre...		7,729.81	513,205.97
Check	09/26/2025	ACH	Nationwide Retir...			X	21800 · Pre...		15,066.93	498,139.04
Check	09/26/2025	ACH	Health Equity			X	21660 · HS...		21,441.71	476,697.33
Check	09/26/2025	ACH	Arizona State R...			X	21725 · Civi...		27,300.02	449,397.31
General Journal	09/26/2025	887				X	5010.1 · Ad...		354,579.21	94,818.10
General Journal	09/26/2025	887				X	5010.1 · Ad...		88,066.05	6,752.05
Check	09/26/2025	ACH	Nationwide Retir...			X	21800 · Pre...		34,689.66	-27,937.61

## Superstition Fire & Medical District Transaction Detail by Account September 2025

Type	Date	Num	Name	Memo	Class	Clr	Split	Debit	Credit	Balance
Check	09/29/2025	ACH	PSPRS			X	21700 · Car...		81,373.50	-109,311.11
Total 10150 · Payroll Account								2,225,656.54	2,334,967.65	-109,311.11
<b>10200 · Fund Cash - Capital Projects</b>										
Transfer	09/04/2025			Funds Tra...		X	10150 · Pay...		358,410.81	-358,410.81
Transfer	09/04/2025			Funds Tra...		X	10120 · Am...		358,410.81	-716,821.62
General Journal	09/30/2025	880		To Record ...		X	4250 · Inter...	6,164.67		-710,656.95
Total 10200 · Fund Cash - Capital Projects								6,164.67	716,821.62	-710,656.95
<b>10400 · Special Revenue Fund</b>										
General Journal	09/30/2025	879		To Record ...		X	4250 · Inter...	772.51		772.51
Total 10400 · Special Revenue Fund								772.51	0.00	772.51
<b>10500 · Fund Cash - Bond Proceeds 2006</b>										
General Journal	09/30/2025	878		To Record ...		X	4010 · Prop...	74,079.66		74,079.66
Total 10500 · Fund Cash - Bond Proceeds 2006								74,079.66	0.00	74,079.66
<b>10600 · Debt Retirement Interest</b>										
General Journal	09/30/2025	861		To Record ...		X	4010 · Prop...	4,067.36		4,067.36
Total 10600 · Debt Retirement Interest								4,067.36	0.00	4,067.36
<b>10700 · Contingency Reserve Fund Cash</b>										
General Journal	09/30/2025	876		To Record ...		X	4250 · Inter...	8,082.43		8,082.43
Total 10700 · Contingency Reserve Fund Cash								8,082.43	0.00	8,082.43
<b>1072 · Bill.com Money Out Clearing</b>										
Bill Pmt -Check	09/04/2025	Bill.c...	Ruggiero's Ace ...	https://app...			20000 · Acc...		17.65	-17.65
Bill Pmt -Check	09/04/2025	Bill.c...	San Tan Auto P...	https://app...			20000 · Acc...		118.82	-136.47
Bill Pmt -Check	09/04/2025	Bill.c...	Jonoco, LLC	https://app...			20000 · Acc...		325.00	-461.47
Bill Pmt -Check	09/04/2025	Bill.c...	Salt River Project	https://app...			20000 · Acc...		13,758.54	-14,220.01
Bill Pmt -Check	09/04/2025	Bill.c...	Southwest Grou...	https://app...			20000 · Acc...		400.00	-14,620.01
Bill Pmt -Check	09/04/2025	Bill.c...	United Fire Equi...	https://app...			20000 · Acc...		429.09	-15,049.10
Bill Pmt -Check	09/04/2025	Bill.c...	Kabat's Frontier ...	https://app...			20000 · Acc...		16.68	-15,065.78
Bill Pmt -Check	09/04/2025	Bill.c...	Bound Tree Med...	https://app...			20000 · Acc...		4,583.99	-19,649.77
Bill Pmt -Check	09/04/2025	Bill.c...	Kabat's Frontier ...	https://app...			20000 · Acc...		21.58	-19,671.35
Bill Pmt -Check	09/04/2025	Bill.c...	United Fire Equi...	https://app...			20000 · Acc...		118.86	-19,790.21
Bill Pmt -Check	09/04/2025	Bill.c...	Wex Bank, Inc.	https://app...			20000 · Acc...		3,076.43	-22,866.64
Bill Pmt -Check	09/04/2025	Bill.c...	Ruggiero's Ace ...	https://app...			20000 · Acc...		37.25	-22,903.89
Bill Pmt -Check	09/04/2025	Bill.c...	Ruggiero's Ace ...	https://app...			20000 · Acc...		61.61	-22,965.50
Bill Pmt -Check	09/04/2025	Bill.c...	W.W.Williams P...	https://app...			20000 · Acc...		508.76	-23,474.26
Bill Pmt -Check	09/04/2025	Bill.c...	Arizona PPE Re...	https://app...			20000 · Acc...		3,063.50	-26,537.76
Bill Pmt -Check	09/04/2025	Bill.c...	United Fire Equi...	https://app...			20000 · Acc...		602.92	-27,140.68
Bill Pmt -Check	09/04/2025	Bill.c...	Superstition Saf...	https://app...			20000 · Acc...		210.00	-27,350.68
Bill Pmt -Check	09/04/2025	Bill.c...	Southwest Gas ...	https://app...			20000 · Acc...		106.60	-27,457.28
Bill Pmt -Check	09/04/2025	Bill.c...	Waxie Sanitary ...	https://app...			20000 · Acc...		101.12	-27,558.40
Bill Pmt -Check	09/04/2025	Bill.c...	Ruggiero's Ace ...	https://app...			20000 · Acc...		124.91	-27,683.31

## Superstition Fire & Medical District Transaction Detail by Account September 2025

Type	Date	Num	Name	Memo	Class	Clr	Split	Debit	Credit	Balance
Bill Pmt -Check	09/04/2025	Bill.c...	United Fire Equi...	https://app...			20000 · Acc...		473.43	-28,156.74
Bill Pmt -Check	09/04/2025	Bill.c...	Ruggiero's Ace ...	https://app...			20000 · Acc...		17.24	-28,173.98
Bill Pmt -Check	09/04/2025	Bill.c...	Boyetts Family ...	https://app...			20000 · Acc...		65.46	-28,239.44
Bill Pmt -Check	09/04/2025	Bill.c...	Ruggiero's Ace ...	https://app...			20000 · Acc...		10.55	-28,249.99
Bill Pmt -Check	09/04/2025	Bill.c...	Magic Pest Cont...	https://app...			20000 · Acc...		500.00	-28,749.99
Bill Pmt -Check	09/04/2025	Bill.c...	United Fire Equi...	https://app...			20000 · Acc...		496.50	-29,246.49
Bill Pmt -Check	09/04/2025	Bill.c...	United Fire Equi...	https://app...			20000 · Acc...		673.88	-29,920.37
Bill Pmt -Check	09/04/2025	Bill.c...	United Fire Equi...	https://app...			20000 · Acc...		495.96	-30,416.33
Bill Pmt -Check	09/04/2025	Bill.c...	Ruggiero's Ace ...	https://app...			20000 · Acc...		81.64	-30,497.97
Bill Pmt -Check	09/04/2025	Bill.c...	Boyetts Family ...	https://app...			20000 · Acc...		32.73	-30,530.70
Bill Pmt -Check	09/04/2025	Bill.c...	Arizona Propane	https://app...			20000 · Acc...		300.17	-30,830.87
Bill Pmt -Check	09/04/2025	Bill.c...	Rite-A-Way Gar...	https://app...			20000 · Acc...		4,344.64	-35,175.51
Bill Pmt -Check	09/04/2025	Bill.c...	United Fire Equi...	https://app...			20000 · Acc...		509.75	-35,685.26
Bill Pmt -Check	09/04/2025	Bill.c...	United Fire Equi...	https://app...			20000 · Acc...		370.05	-36,055.31
Bill Pmt -Check	09/04/2025	Bill.c...	Wolfgangs Cooli...	https://app...			20000 · Acc...		4,634.30	-40,689.61
Bill Pmt -Check	09/04/2025	Bill.c...	Wolfgangs Cooli...	https://app...			20000 · Acc...		125.00	-40,814.61
Bill Pmt -Check	09/04/2025	Bill.c...	Boyetts Family ...	https://app...			20000 · Acc...		64.02	-40,878.63
Bill Pmt -Check	09/04/2025	Bill.c...	ADR Hardware, ...	https://app...			20000 · Acc...		5.21	-40,883.84
Bill Pmt -Check	09/04/2025	Bill.c...	Waxie Sanitary ...	https://app...			20000 · Acc...		97.32	-40,981.16
Bill Pmt -Check	09/04/2025	Bill.c...	Freightliner Of A...	https://app...			20000 · Acc...		95.93	-41,077.09
Bill Pmt -Check	09/04/2025	Bill.c...	Mediacom	https://app...			20000 · Acc...		5,949.04	-47,026.13
Bill Pmt -Check	09/04/2025	Bill.c...	Bound Tree Med...	https://app...			20000 · Acc...		4,980.98	-52,007.11
Bill Pmt -Check	09/04/2025	Bill.c...	Kabat's Frontier ...	https://app...			20000 · Acc...		136.13	-52,143.24
Bill Pmt -Check	09/04/2025	Bill.c...	Hughes Fire Eq...	https://app...			20000 · Acc...		2,652.53	-54,795.77
Bill Pmt -Check	09/04/2025	Bill.c...	United Fire Equi...	https://app...			20000 · Acc...		52.56	-54,848.33
Bill Pmt -Check	09/04/2025	Bill.c...	Michelle Klemes...	https://app...			20000 · Acc...		43.40	-54,891.73
Bill Pmt -Check	09/04/2025	Bill.c...	Boyetts Family ...	https://app...			20000 · Acc...		98.19	-54,989.92
Bill Pmt -Check	09/04/2025	Bill.c...	United Fire Equi...	https://app...			20000 · Acc...		101.59	-55,091.51
Bill Pmt -Check	09/04/2025	Bill.c...	United Fire Equi...	https://app...			20000 · Acc...		417.07	-55,508.58
Bill Pmt -Check	09/04/2025	Bill.c...	Hughes Fire Eq...	https://app...			20000 · Acc...		414.60	-55,923.18
Bill Pmt -Check	09/04/2025	Bill.c...	United Fire Equi...	https://app...			20000 · Acc...		231.83	-56,155.01
Bill Pmt -Check	09/04/2025	Bill.c...	United Fire Equi...	https://app...			20000 · Acc...		770.00	-56,925.01
Bill Pmt -Check	09/04/2025	Bill.c...	Waxie Sanitary ...	https://app...			20000 · Acc...		20.25	-56,945.26
Bill Pmt -Check	09/04/2025	Bill.c...	Southwest Gas ...	https://app...			20000 · Acc...		48.07	-56,993.33
Bill Pmt -Check	09/04/2025	Bill.c...	ADR Hardware, ...	https://app...			20000 · Acc...		3.69	-56,997.02
Bill Pmt -Check	09/04/2025	Bill.c...	Hughes Fire Eq...	https://app...			20000 · Acc...		1,097.99	-58,095.01
Bill Pmt -Check	09/04/2025	Bill.c...	Arizona Propane	https://app...			20000 · Acc...		136.44	-58,231.45
Bill Pmt -Check	09/04/2025	Bill.c...	United Fire Equi...	https://app...			20000 · Acc...		517.80	-58,749.25
Bill Pmt -Check	09/04/2025	Bill.c...	Ruggiero's Ace ...	https://app...			20000 · Acc...		6.22	-58,755.47
Bill Pmt -Check	09/04/2025	Bill.c...	Freightliner Of A...	https://app...			20000 · Acc...		151.61	-58,907.08
Bill Pmt -Check	09/04/2025	Bill.c...	United Fire Equi...	https://app...			20000 · Acc...		151.32	-59,058.40
Bill Pmt -Check	09/04/2025	Bill.c...	Medline Industri...	https://app...			20000 · Acc...		675.33	-59,733.73
Bill Pmt -Check	09/04/2025	Bill.c...	United Fire Equi...	https://app...			20000 · Acc...		495.96	-60,229.69
Bill Pmt -Check	09/04/2025	Bill.c...	7710 Insurance ...	https://app...			20000 · Acc...		36,186.23	-96,415.92
Bill Pmt -Check	09/04/2025	Bill.c...	Ruggiero's Ace ...	https://app...			20000 · Acc...		88.35	-96,504.27
Bill Pmt -Check	09/04/2025	Bill.c...	San Tan Auto P...	https://app...			20000 · Acc...		401.67	-96,905.94
Bill Pmt -Check	09/04/2025	Bill.c...	LiquidSpring LLC	https://app...			20000 · Acc...		717.41	-97,623.35
Bill Pmt -Check	09/04/2025	Bill.c...	United Fire Equi...	https://app...			20000 · Acc...		603.51	-98,226.86
Bill Pmt -Check	09/04/2025	Bill.c...	United Fire Equi...	https://app...			20000 · Acc...		112.88	-98,339.74
Bill Pmt -Check	09/04/2025	Bill.c...	Boyetts Family ...	https://app...			20000 · Acc...		96.40	-98,436.14

## Superstition Fire & Medical District Transaction Detail by Account September 2025

Type	Date	Num	Name	Memo	Class	Clr	Split	Debit	Credit	Balance
Bill Pmt -Check	09/04/2025	Bill.c...	Boyetts Family ...	https://app...			20000 · Acc...		64.02	-98,500.16
Bill Pmt -Check	09/04/2025	Bill.c...	Standard Insura...	https://app...			20000 · Acc...		6,844.29	-105,344.45
Bill Pmt -Check	09/04/2025	Bill.c...	Jonoco, LLC	https://app...			20000 · Acc...		2,030.00	-107,374.45
Bill Pmt -Check	09/04/2025	Bill.c...	Bound Tree Med...	https://app...			20000 · Acc...		4,771.61	-112,146.06
Bill Pmt -Check	09/04/2025	Bill.c...	MPAKS Solutio...	https://app...			20000 · Acc...		758.68	-112,904.74
Bill Pmt -Check	09/04/2025	Bill.c...	Ruggiero's Ace ...	https://app...			20000 · Acc...		35.30	-112,940.04
Bill Pmt -Check	09/04/2025	Bill.c...	Southwest Gas ...	https://app...			20000 · Acc...		30.36	-112,970.40
Bill Pmt -Check	09/04/2025	Bill.c...	Arizona Depart...	https://app...			20000 · Acc...		250.00	-113,220.40
Bill Pmt -Check	09/04/2025	Bill.c...	City of Mesa	https://app...			20000 · Acc...		43,229.72	-156,450.12
Bill Pmt -Check	09/04/2025	Bill.c...	United Fire Equi...	https://app...			20000 · Acc...		293.52	-156,743.64
Bill Pmt -Check	09/04/2025	Bill.c...	United Fire Equi...	https://app...			20000 · Acc...		510.35	-157,253.99
Bill Pmt -Check	09/04/2025	Bill.c...	Freightliner Of A...	https://app...			20000 · Acc...		204.80	-157,458.79
Bill Pmt -Check	09/04/2025	Bill.c...	Arizona Water C...	https://app...			20000 · Acc...		51.63	-157,510.42
Bill Pmt -Check	09/04/2025	Bill.c...	Boyetts Family ...	https://app...			20000 · Acc...		32.73	-157,543.15
Bill Pmt -Check	09/04/2025	Bill.c...	Apache Junction...	https://app...			20000 · Acc...		269.95	-157,813.10
Bill Pmt -Check	09/04/2025	Bill.c...	Jonoco, LLC	https://app...			20000 · Acc...		325.00	-158,138.10
Bill Pmt -Check	09/04/2025	Bill.c...	Boyetts Family ...	https://app...			20000 · Acc...		98.19	-158,236.29
Bill Pmt -Check	09/04/2025	Bill.c...	United Fire Equi...	https://app...			20000 · Acc...		237.55	-158,473.84
Bill Pmt -Check	09/04/2025	Bill.c...	Arizona Water C...	https://app...			20000 · Acc...		299.14	-158,772.98
Bill Pmt -Check	09/04/2025	Bill.c...	Ruggiero's Ace ...	https://app...			20000 · Acc...		42.21	-158,815.19
General Journal	09/04/2025	901		BILL 09/04...			10150 · Pay...	158,815.19		0.00
General Journal	09/08/2025	888		BILL 09/08...			10150 · Pay...		5.19	-5.19
Bill Pmt -Check	09/11/2025	Bill.c...	GARY GOODRI...	https://app...			20000 · Acc...		122.16	-127.35
Bill Pmt -Check	09/11/2025	Bill.c...	Arizona PPE Re...	https://app...			20000 · Acc...		450.00	-577.35
Bill Pmt -Check	09/11/2025	Bill.c...	O'Reilly Automot...	https://app...			20000 · Acc...		13.08	-590.43
Bill Pmt -Check	09/11/2025	Bill.c...	QUANTUM HEA...	https://app...			20000 · Acc...		1,124.71	-1,715.14
Bill Pmt -Check	09/11/2025	Bill.c...	Bud's Bulk Ice S...	https://app...			20000 · Acc...		635.96	-2,351.10
Bill Pmt -Check	09/11/2025	Bill.c...	Bud's Bulk Ice S...	https://app...			20000 · Acc...		321.75	-2,672.85
Bill Pmt -Check	09/11/2025	Bill.c...	IAFF Health & ...	https://app...			20000 · Acc...	163,859.50		-166,532.35
Bill Pmt -Check	09/11/2025	Bill.c...	Above and Beyo...	https://app...			20000 · Acc...		125.00	-166,657.35
Bill Pmt -Check	09/11/2025	Bill.c...	O'Reilly Automot...	https://app...			20000 · Acc...		28.58	-166,685.93
Bill Pmt -Check	09/11/2025	Bill.c...	Republic Servic...	https://app...			20000 · Acc...		681.71	-167,367.64
Bill Pmt -Check	09/11/2025	Bill.c...	AETNA	https://app...			20000 · Acc...		319.03	-167,686.67
Bill Pmt -Check	09/11/2025	Bill.c...	United Fire Equi...	https://app...			20000 · Acc...		7.05	-167,693.72
Bill Pmt -Check	09/11/2025	Bill.c...	Prudential Over...	https://app...			20000 · Acc...		1,788.56	-169,482.28
Bill Pmt -Check	09/11/2025	Bill.c...	Toshiba Americ...	https://app...			20000 · Acc...		83.61	-169,565.89
Bill Pmt -Check	09/11/2025	Bill.c...	BERNARD A PF...	https://app...			20000 · Acc...		25.00	-169,590.89
Bill Pmt -Check	09/11/2025	Bill.c...	RWC Internation...	https://app...			20000 · Acc...		323.90	-169,914.79
Bill Pmt -Check	09/11/2025	Bill.c...	Motorola Solutio...	https://app...			20000 · Acc...		1,171.73	-171,086.52
Bill Pmt -Check	09/11/2025	Bill.c...	Straight Line RV...	https://app...			20000 · Acc...		6,646.50	-177,733.02
Bill Pmt -Check	09/11/2025	Bill.c...	Straight Line RV...	https://app...			20000 · Acc...	26,839.82		-204,572.84
Bill Pmt -Check	09/11/2025	Bill.c...	The Preplanners...	https://app...			20000 · Acc...		3,000.00	-207,572.84
Bill Pmt -Check	09/11/2025	Bill.c...	Dynamic Duo Ja...	https://app...			20000 · Acc...		280.00	-207,852.84
Bill Pmt -Check	09/11/2025	Bill.c...	STEVEN SPEA...	https://app...			20000 · Acc...		50.00	-207,902.84
Bill Pmt -Check	09/11/2025	Bill.c...	Arizona Propane	https://app...			20000 · Acc...		367.74	-208,270.58
Bill Pmt -Check	09/11/2025	Bill.c...	BCBS of ARIZO...	https://app...			20000 · Acc...		710.92	-208,981.50
Bill Pmt -Check	09/11/2025	Bill.c...	Support Paymen...	https://app...			20000 · Acc...		1,225.82	-210,207.32
Bill Pmt -Check	09/11/2025	Bill.c...	Arizona PPE Re...	https://app...			20000 · Acc...		125.00	-210,332.32
Bill Pmt -Check	09/11/2025	Bill.c...	James Vincent ...	https://app...			20000 · Acc...		5,100.00	-215,432.32
Bill Pmt -Check	09/11/2025	Bill.c...	Sunrise Health	https://app...			20000 · Acc...		170.00	-215,602.32

## Superstition Fire & Medical District Transaction Detail by Account September 2025

Type	Date	Num	Name	Memo	Class	Clr	Split	Debit	Credit	Balance
Bill Pmt -Check	09/11/2025	Bill.c...	THE PETER C ...	https://app...			20000 · Acc...		18.98	-215,621.30
Bill Pmt -Check	09/11/2025	Bill.c...	Bud's Bulk Ice S...	https://app...			20000 · Acc...		505.04	-216,126.34
Bill Pmt -Check	09/11/2025	Bill.c...	Verizon Wireles...	https://app...			20000 · Acc...		1,999.24	-218,125.58
Bill Pmt -Check	09/11/2025	Bill.c...	Toshiba Americ...	https://app...			20000 · Acc...		183.07	-218,308.65
Bill Pmt -Check	09/11/2025	Bill.c...	RV Stripes & Gr...	https://app...			20000 · Acc...		1,274.28	-219,582.93
Bill Pmt -Check	09/11/2025	Bill.c...	O'Reilly Automot...	https://app...			20000 · Acc...		5.03	-219,587.96
Bill Pmt -Check	09/11/2025	Bill.c...	Waxie Sanitary ...	https://app...			20000 · Acc...		87.67	-219,675.63
Bill Pmt -Check	09/11/2025	Bill.c...	O'Reilly Automot...	https://app...			20000 · Acc...		21.81	-219,697.44
Bill Pmt -Check	09/11/2025	Bill.c...	Above and Beyo...	https://app...			20000 · Acc...		260.38	-219,957.82
Bill Pmt -Check	09/11/2025	Bill.c...	L.N. Curtis & Sons	https://app...			20000 · Acc...		259.73	-220,217.55
Bill Pmt -Check	09/11/2025	Bill.c...	Bud's Bulk Ice S...	https://app...			20000 · Acc...		330.48	-220,548.03
Bill Pmt -Check	09/11/2025	Bill.c...	HUMANA INC	https://app...			20000 · Acc...		259.41	-220,807.44
Bill Pmt -Check	09/11/2025	Bill.c...	O'Reilly Automot...	https://app...			20000 · Acc...		38.17	-220,845.61
Bill Pmt -Check	09/11/2025	Bill.c...	Waxie Sanitary ...	https://app...			20000 · Acc...		396.02	-221,241.63
Bill Pmt -Check	09/11/2025	Bill.c...	San Tan Auto P...	https://app...			20000 · Acc...		7,004.22	-228,245.85
Bill Pmt -Check	09/11/2025	Bill.c...	Solvent Recy-CI...	https://app...			20000 · Acc...		190.00	-228,435.85
Bill Pmt -Check	09/11/2025	Bill.c...	First Choice Aut...	https://app...			20000 · Acc...		75.00	-228,510.85
Bill Pmt -Check	09/11/2025	Bill.c...	Arizona PPE Re...	https://app...			20000 · Acc...		225.00	-228,735.85
Bill Pmt -Check	09/11/2025	Bill.c...	CIGNA (CARE ...	https://app...			20000 · Acc...		407.98	-229,143.83
Bill Pmt -Check	09/11/2025	Bill.c...	Waxie Sanitary ...	https://app...			20000 · Acc...		448.31	-229,592.14
General Journal	09/11/2025	892		BILL 09/11...			10150 · Pay...	229,586.95		-5.19
Bill Pmt -Check	09/18/2025	Bill.c...	AT&T Mobility-CC	https://app...			20000 · Acc...		88.17	-93.36
Bill Pmt -Check	09/18/2025	Bill.c...	United Fire Equi...	https://app...			20000 · Acc...		34.90	-128.26
Bill Pmt -Check	09/18/2025	Bill.c...	United Fire Equi...	https://app...			20000 · Acc...		214.50	-342.76
Bill Pmt -Check	09/18/2025	Bill.c...	Apache Junction...	https://app...			20000 · Acc...		242.03	-584.79
Bill Pmt -Check	09/18/2025	Bill.c...	Robert Horne Ford	https://app...			20000 · Acc...		49.63	-634.42
Bill Pmt -Check	09/18/2025	Bill.c...	Factory Motor P...	https://app...			20000 · Acc...		209.36	-843.78
Bill Pmt -Check	09/18/2025	Bill.c...	Rite-A-Way Gar...	https://app...			20000 · Acc...		1,563.04	-2,406.82
Bill Pmt -Check	09/18/2025	Bill.c...	Rite-A-Way Gar...	https://app...			20000 · Acc...		275.00	-2,681.82
Bill Pmt -Check	09/18/2025	Bill.c...	relevant Digital ...	https://app...			20000 · Acc...		99.00	-2,780.82
Bill Pmt -Check	09/18/2025	Bill.c...	City of Mesa	https://app...			20000 · Acc...		1,644.00	-4,424.82
Bill Pmt -Check	09/18/2025	Bill.c...	UKG Inc	https://app...			20000 · Acc...		116.16	-4,540.98
Bill Pmt -Check	09/18/2025	Bill.c...	Pinal County Tre...	https://app...			20000 · Acc...		29.48	-4,570.46
Bill Pmt -Check	09/18/2025	Bill.c...	Bud's Bulk Ice S...	https://app...			20000 · Acc...		635.96	-5,206.42
Bill Pmt -Check	09/18/2025	Bill.c...	Mediacom	https://app...			20000 · Acc...		229.95	-5,436.37
Bill Pmt -Check	09/18/2025	Bill.c...	Support Paymen...	https://app...			20000 · Acc...		1,225.82	-6,662.19
Bill Pmt -Check	09/18/2025	Bill.c...	City of Apache J...	https://app...			20000 · Acc...		10,085.11	-16,747.30
Bill Pmt -Check	09/18/2025	Bill.c...	United Fire Equi...	https://app...			20000 · Acc...		121.01	-16,868.31
Bill Pmt -Check	09/18/2025	Bill.c...	Jonoco, LLC	https://app...			20000 · Acc...		475.00	-17,343.31
Bill Pmt -Check	09/18/2025	Bill.c...	BPCWS, PLLC	https://app...			20000 · Acc...		4,300.00	-21,643.31
Bill Pmt -Check	09/18/2025	Bill.c...	Arizona Water C...	https://app...			20000 · Acc...		53.27	-21,696.58
Bill Pmt -Check	09/18/2025	Bill.c...	Standard Insura...	https://app...			20000 · Acc...		6,260.15	-27,956.73
Bill Pmt -Check	09/18/2025	Bill.c...	Prophet Network...	https://app...			20000 · Acc...		3,672.85	-31,629.58
Bill Pmt -Check	09/18/2025	Bill.c...	UKG Inc	https://app...			20000 · Acc...		220.66	-31,850.24
Bill Pmt -Check	09/18/2025	Bill.c...	Apache Junction...	https://app...			20000 · Acc...		95.65	-31,945.89
Bill Pmt -Check	09/18/2025	Bill.c...	Arizona PPE Re...	https://app...			20000 · Acc...		4,456.00	-36,401.89
Bill Pmt -Check	09/18/2025	Bill.c...	Hughes Fire Eq...	https://app...			20000 · Acc...		230.16	-36,632.05
Bill Pmt -Check	09/18/2025	Bill.c...	Banner Occupati...	https://app...			20000 · Acc...		185.00	-36,817.05
Bill Pmt -Check	09/18/2025	Bill.c...	United Fire Equi...	https://app...			20000 · Acc...		366.89	-37,183.94
Bill Pmt -Check	09/18/2025	Bill.c...	Hughes Fire Eq...	https://app...			20000 · Acc...		199.73	-37,383.67

## Superstition Fire & Medical District Transaction Detail by Account September 2025

Type	Date	Num	Name	Memo	Class	Clr	Split	Debit	Credit	Balance
Bill Pmt -Check	09/18/2025	Bill.c...	Freightliner Of A...	https://app...			20000 · Acc...		169.24	-37,552.91
Bill Pmt -Check	09/18/2025	Bill.c...	O'Reilly Automot...	https://app...			20000 · Acc...		79.93	-37,632.84
Bill Pmt -Check	09/18/2025	Bill.c...	Arizona Water C...	https://app...			20000 · Acc...		283.07	-37,915.91
Bill Pmt -Check	09/18/2025	Bill.c...	Motorola Solutio...	https://app...			20000 · Acc...		56,119.23	-94,035.14
Bill Pmt -Check	09/18/2025	Bill.c...	Prophet Network...	https://app...			20000 · Acc...		4,192.98	-98,228.12
Bill Pmt -Check	09/18/2025	Bill.c...	Rite-A-Way Gar...	https://app...			20000 · Acc...		4,310.37	-102,538.49
Bill Pmt -Check	09/18/2025	Bill.c...	Motorola Solutio...	https://app...			20000 · Acc...		848.80	-103,387.29
Bill Pmt -Check	09/18/2025	Bill.c...	United Fire Equi...	https://app...			20000 · Acc...		81.51	-103,468.80
Bill Pmt -Check	09/18/2025	Bill.c...	Hughes Fire Eq...	https://app...			20000 · Acc...		360.03	-103,828.83
Bill Pmt -Check	09/18/2025	Bill.c...	United Fire Equi...	https://app...			20000 · Acc...		97.24	-103,926.07
Bill Pmt -Check	09/18/2025	Bill.c...	United Fire Equi...	https://app...			20000 · Acc...		635.54	-104,561.61
Bill Pmt -Check	09/18/2025	Bill.c...	Prophet Network...	https://app...			20000 · Acc...		75.13	-104,636.74
Bill Pmt -Check	09/18/2025	Bill.c...	United Fire Equi...	https://app...			20000 · Acc...		246.23	-104,882.97
Bill Pmt -Check	09/18/2025	Bill.c...	O'Reilly Automot...	https://app...			20000 · Acc...		147.27	-105,030.24
Bill Pmt -Check	09/18/2025	Bill.c...	Proshred Securit...	https://app...			20000 · Acc...		230.00	-105,260.24
Bill Pmt -Check	09/18/2025	Bill.c...	O'Reilly Automot...	https://app...			20000 · Acc...		18.59	-105,278.83
Bill Pmt -Check	09/18/2025	Bill.c...	Banner Goldfield...	https://app...			20000 · Acc...		1,293.50	-106,572.33
Bill Pmt -Check	09/18/2025	Bill.c...	O'Reilly Automot...	https://app...			20000 · Acc...		80.71	-106,653.04
Bill Pmt -Check	09/18/2025	Bill.c...	Hughes Fire Eq...	https://app...			20000 · Acc...		87.02	-106,740.06
Bill Pmt -Check	09/18/2025	Bill.c...	United Fire Equi...	https://app...			20000 · Acc...		524.46	-107,264.52
Bill Pmt -Check	09/18/2025	Bill.c...	Apache Junction...	https://app...			20000 · Acc...		65.79	-107,330.31
Bill Pmt -Check	09/18/2025	Bill.c...	Aetna Behaviora...	https://app...			20000 · Acc...		1,067.52	-108,397.83
General Journal	09/18/2025	893		BILL 09/18...			10150 · Pay...	108,392.64		-5.19
Bill Pmt -Check	09/23/2025	Bill.c...	Delta Dental Ins...	https://app...			20000 · Acc...		7,307.18	-7,312.37
General Journal	09/23/2025	894		BILL 09/23...			10150 · Pay...	7,307.18		-5.19
Bill Pmt -Check	09/25/2025	Bill.c...	United Fire Equi...	https://app...			20000 · Acc...		409.00	-414.19
Bill Pmt -Check	09/25/2025	Bill.c...	Arizona PPE Re...	https://app...			20000 · Acc...		191.00	-605.19
Bill Pmt -Check	09/25/2025	Bill.c...	San Tan Auto P...	https://app...			20000 · Acc...		52.26	-657.45
Bill Pmt -Check	09/25/2025	Bill.c...	Arizona Water C...	https://app...			20000 · Acc...		38.61	-696.06
Bill Pmt -Check	09/25/2025	Bill.c...	Lands' End, Inc	https://app...			20000 · Acc...		268.45	-964.51
Bill Pmt -Check	09/25/2025	Bill.c...	Liberty Utilities AZ	https://app...			20000 · Acc...		66.18	-1,030.69
Bill Pmt -Check	09/25/2025	Bill.c...	Arizona Water C...	https://app...			20000 · Acc...		117.55	-1,148.24
Bill Pmt -Check	09/25/2025	Bill.c...	Jonoco, LLC	https://app...			20000 · Acc...		1,175.00	-2,323.24
Bill Pmt -Check	09/25/2025	Bill.c...	Arizona PPE Re...	https://app...			20000 · Acc...		680.00	-3,003.24
Bill Pmt -Check	09/25/2025	Bill.c...	McNeil & Comp...	https://app...			20000 · Acc...		5,297.16	-8,300.40
Bill Pmt -Check	09/25/2025	Bill.c...	United Fire Equi...	https://app...			20000 · Acc...		244.54	-8,544.94
Bill Pmt -Check	09/25/2025	Bill.c...	United Fire Equi...	https://app...			20000 · Acc...		233.50	-8,778.44
Bill Pmt -Check	09/25/2025	Bill.c...	Arizona Water C...	https://app...			20000 · Acc...		53.27	-8,831.71
Bill Pmt -Check	09/25/2025	Bill.c...	United Fire Equi...	https://app...			20000 · Acc...		99.07	-8,930.78
Bill Pmt -Check	09/25/2025	Bill.c...	Liberty Utilities AZ	https://app...			20000 · Acc...		58.17	-8,988.95
Bill Pmt -Check	09/25/2025	Bill.c...	Hughes Fire Eq...	https://app...			20000 · Acc...		351.49	-9,340.44
Bill Pmt -Check	09/25/2025	Bill.c...	Under the Shield...	https://app...			20000 · Acc...		1,000.00	-10,340.44
Bill Pmt -Check	09/25/2025	Bill.c...	United Fire Equi...	https://app...			20000 · Acc...		615.31	-10,955.75
Bill Pmt -Check	09/25/2025	Bill.c...	United Fire Equi...	https://app...			20000 · Acc...		467.50	-11,423.25
Bill Pmt -Check	09/25/2025	Bill.c...	San Tan Auto P...	https://app...			20000 · Acc...		59.76	-11,483.01
Bill Pmt -Check	09/25/2025	Bill.c...	San Tan Auto P...	https://app...			20000 · Acc...		1,394.72	-12,877.73
Bill Pmt -Check	09/25/2025	Bill.c...	Waterous Comp...	https://app...			20000 · Acc...		976.12	-13,853.85
Bill Pmt -Check	09/25/2025	Bill.c...	Arizona Water C...	https://app...			20000 · Acc...		109.29	-13,963.14
Bill Pmt -Check	09/25/2025	Bill.c...	CenturyLink	https://app...			20000 · Acc...		115.00	-14,078.14
Bill Pmt -Check	09/25/2025	Bill.c...	Arizona PPE Re...	https://app...			20000 · Acc...		4,815.50	-18,893.64

## Superstition Fire & Medical District Transaction Detail by Account September 2025

Type	Date	Num	Name	Memo	Class	Clr	Split	Debit	Credit	Balance
Bill Pmt -Check	09/25/2025	Bill.c...	O'Reilly Automot...	https://app...			20000 · Acc...		39.28	-18,932.92
Bill Pmt -Check	09/25/2025	Bill.c...	Jonoco, LLC	https://app...			20000 · Acc...		375.00	-19,307.92
Bill Pmt -Check	09/25/2025	Bill.c...	San Tan Auto P...	https://app...			20000 · Acc...		36.72	-19,344.64
Bill Pmt -Check	09/25/2025	Bill.c...	United Fire Equi...	https://app...			20000 · Acc...		254.02	-19,598.66
Bill Pmt -Check	09/25/2025	Bill.c...	U.S. BANK EQU...	https://app...			20000 · Acc...		273.33	-19,871.99
Bill Pmt -Check	09/25/2025	Bill.c...	Mr. John Walka	https://app...			20000 · Acc...	1,620.00		-21,491.99
Bill Pmt -Check	09/25/2025	Bill.c...	Arizona Water C...	https://app...			20000 · Acc...		51.63	-21,543.62
Bill Pmt -Check	09/25/2025	Bill.c...	United Fire Equi...	https://app...			20000 · Acc...		99.65	-21,643.27
Bill Pmt -Check	09/25/2025	Bill.c...	Arizona Water C...	https://app...			20000 · Acc...		87.37	-21,730.64
Bill Pmt -Check	09/25/2025	Bill.c...	O'Reilly Automot...	https://app...			20000 · Acc...		33.83	-21,764.47
Bill Pmt -Check	09/25/2025	Bill.c...	United Fire Equi...	https://app...			20000 · Acc...		473.43	-22,237.90
Bill Pmt -Check	09/25/2025	Bill.c...	CenturyLink	https://app...			20000 · Acc...		341.87	-22,579.77
Bill Pmt -Check	09/25/2025	Bill.c...	VFW	https://app...			20000 · Acc...		346.37	-22,926.14
Bill Pmt -Check	09/25/2025	Bill.c...	Delta Dental Ins...	https://app...			20000 · Acc...		944.71	-23,870.85
Bill Pmt -Check	09/25/2025	Bill.c...	O'Reilly Automot...	https://app...			20000 · Acc...		57.63	-23,928.48
Bill Pmt -Check	09/25/2025	Bill.c...	Arizona PPE Re...	https://app...			20000 · Acc...	3,572.50		-27,500.98
Bill Pmt -Check	09/25/2025	Bill.c...	Rite-A-Way Gar...	https://app...			20000 · Acc...		455.46	-27,956.44
Bill Pmt -Check	09/25/2025	Bill.c...	Arizona Water C...	https://app...			20000 · Acc...		51.63	-28,008.07
Bill Pmt -Check	09/25/2025	Bill.c...	Arizona Water C...	https://app...			20000 · Acc...		299.86	-28,307.93
Bill Pmt -Check	09/25/2025	Bill.c...	United Fire Equi...	https://app...			20000 · Acc...		91.83	-28,399.76
Bill Pmt -Check	09/25/2025	Bill.c...	Arizona Water C...	https://app...			20000 · Acc...		84.14	-28,483.90
Bill Pmt -Check	09/25/2025	Bill.c...	Motorola Solutio...	https://app...			20000 · Acc...		9,742.03	-38,225.93
Bill Pmt -Check	09/25/2025	Bill.c...	Apache Junction...	https://app...			20000 · Acc...		2,756.25	-40,982.18
General Journal	09/25/2025	895		BILL 09/25...			10150 · Pay...	40,976.99		-5.19
Bill Pmt -Check	09/26/2025	Bill.c...	Bound Tree Med...	https://app...			20000 · Acc...		225.74	-230.93
Bill Pmt -Check	09/26/2025	Bill.c...	Professional Sal...	https://app...			20000 · Acc...		349,688.96	-349,919.89
Bill Pmt -Check	09/26/2025	Bill.c...	Bound Tree Med...	https://app...			20000 · Acc...		48.39	-349,968.28
General Journal	09/26/2025	896		BILL 09/26...			10150 · Pay...	349,963.09		-5.19
General Journal	09/30/2025	879		to clear bill....	100 - G...		-SPLIT-	226.43		221.24
Total 1072 · Bill.com Money Out Clearing								895,268.47	895,047.23	221.24
<b>11000 · Petty Cash - Accounting</b>										
Bill Pmt -Check	09/09/2025		W.W.Williams P...	QuickBook...			20000 · Acc...	0.00		0.00
Bill Pmt -Check	09/09/2025		W.W.Williams P...	QuickBook...			20000 · Acc...	0.00		0.00
Total 11000 · Petty Cash - Accounting								0.00	0.00	0.00
<b>TOTAL</b>								<b>7,045,689.97</b>	<b>6,218,845.69</b>	<b>826,844.28</b>



# Superstition Fire and Medical District

Fiscal Year Begins: Jul-25

## Twelve-Month Cash Flow

Superstition Fire and Medical District

	Beginning	Jul-25	Aug-25	Sep-25	Oct-25	Nov-25	Dec-25	Jan-26	Feb-26	Mar-26	Apr-26	May-26	Jun-26	Monthly Average	Overview
<b>Cash Summary</b>															
Cash on Hand (beginning of month)	8,740,274	8,740,274	6,678,443	4,731,229	6,182,279	11,877,154	12,325,509	12,684,655	11,521,527	10,735,985	10,118,461	10,060,740	13,313,295	9,914,129	
Cash Available (on hand + receipts, before cash out)	8,740,274	9,249,570	7,809,339	7,782,926	14,163,599	14,396,454	15,034,209	14,363,855	12,762,827	12,049,785	12,216,361	15,267,040	14,971,338	12,505,609	
Cash Position (end of month)	8,740,274	6,678,443	4,731,229	6,182,279	11,877,154	12,325,509	12,684,655	11,521,527	10,735,985	10,118,461	10,060,740	13,313,295	8,797,024	9,918,858	
<b>Cash Receipts</b>															
Tax Levy Revenue		77,447	266,258	2,646,276	7,529,020	2,002,400	2,048,900	1,101,600	666,600	724,500	1,514,300	4,641,400	276,262	1,957,914	
Non-Tax Levy Revenue		431,850	864,638	405,421	452,300	516,900	659,800	577,600	574,700	589,300	583,600	564,900	681,906	575,243	
Transfers		0	0	0	0	0	0	0	0	0	0	0	699,875	58,323	
<b>Total Cash Receipts</b>		<b>509,297</b>	<b>1,130,895</b>	<b>3,051,697</b>	<b>7,981,320</b>	<b>2,519,300</b>	<b>2,708,700</b>	<b>1,679,200</b>	<b>1,241,300</b>	<b>1,313,800</b>	<b>2,097,900</b>	<b>5,206,300</b>	<b>1,658,043</b>	<b>2,591,479</b>	
<b>Cash Paid Out</b>															
Disbursements		2,571,127	3,078,110	1,600,647	2,286,445	2,070,945	2,349,554	2,842,328	2,026,842	1,931,324	2,155,621	1,953,745	4,174,314	2,420,083	
Transfers		0	0	0	0	0	0	0	0	0	0	0	2,000,000	166,667	
<b>Total Cash Paid Out</b>		<b>2,571,127</b>	<b>3,078,110</b>	<b>1,600,647</b>	<b>2,286,445</b>	<b>2,070,945</b>	<b>2,349,554</b>	<b>2,842,328</b>	<b>2,026,842</b>	<b>1,931,324</b>	<b>2,155,621</b>	<b>1,953,745</b>	<b>6,174,314</b>	<b>2,586,750</b>	
		(Actual)	(Actual)	(Actual)	(Budget)	(Budget)	(Budget)	(Budget)	(Budget)	(Budget)	(Budget)	(Budget)	(Budget)	(Budget)	

\*This includes the General Fund, Transport Services Fund and Special Revenue Fund