



Superstition Fire and Medical District

Monthly Financial Report

Monthly Financial Report – July 2025

Attached are the following for your information and review:

1. Balance Sheet as of July 31, 2025.
2. Summary of reconciled cash balances on July 31, 2025.
3. Income Statement of Revenues and Expenditures for July 2025, including budget to actual and year-to-date balances.
4. PPT Graphs
5. July 2025 Disbursements.
6. 12-Month Cash Flow.

Key points:

- Total Revenue for July is \$517,502, which is \$5,398 under budget.
 - Tax Levy Revenue for July is \$18,105 over budget driven by timing of property tax collections.
 - Non-Tax Levy Revenue for July is \$458,697, which is \$23,503 under budget.
 - Driven by an increase in Transport Revenue, Interest Income offset by lower Wildland Deployment Revenue.
- Total Expenses for July are \$1,626,901, which are \$437,569 under budget.
 - Personnel expenses are under budget by \$315,201 driven by timing of the health insurance payments and lower wildland deployments and associated benefit costs.
 - Vehicle and Equipment expenses are under budget by \$41,829, driven by lower fuel and EMS supply costs.
 - Communications and IT expenses are under budget by \$35,823, driven by timing of dispatch costs from the City of Mesa.
- Total Unrestricted Cash as of July 2025 was \$6,678,443, which is up \$651,397 from last year.

Please contact Ben Archer-Clowes for any questions or concerns regarding this report.

Superstition Fire & Medical District
Balance Sheet Prev Year Comparison
As of July 31, 2025

	Jul 31, 25	Jul 31, 24	\$ Change
ASSETS			
Current Assets			
Checking/Savings			
10100 · Fund Cash - General (M&O)	5,390,101.82	4,469,308.43	920,793.39
10120 · Ambulance Operating	25,107.98	23,557.91	1,550.07
10130 · Ambulance Payroll	260,684.20	63,209.95	197,474.25
10140 · Transport Lockbox	81,211.27	87,524.16	-6,312.89
10150 · Payroll Account	577,525.47	1,264,264.09	-686,738.62
10200 · Fund Cash - Capital Projects	2,859,660.12	2,224,923.17	634,736.95
10400 · Special Revenue Fund	343,813.12	119,081.67	224,731.45
10500 · Fund Cash - Bond Proceeds 2006	62,233.23	84,184.55	-21,951.32
10600 · Debt Retirement Interest	5,254.02	9,389.90	-4,135.88
10700 · Contingency Reserve Fund Cash	3,604,446.57	3,490,181.16	114,265.41
1072 · Bill.com Money Out Clearing	0.00	34,892.83	-34,892.83
11000 · Petty Cash - Accounting	0.00	100.00	-100.00
Total Checking/Savings	13,210,037.80	11,870,617.82	1,339,419.98
Accounts Receivable			
13000 · Accounts Receivable	1,139,607.54	1,139,786.73	-179.19
Total Accounts Receivable	1,139,607.54	1,139,786.73	-179.19
Other Current Assets			
12001 · Undeposited Funds	130.00	0.00	130.00
Total Other Current Assets	130.00	0.00	130.00
Total Current Assets	14,349,775.34	13,010,404.55	1,339,370.79
Fixed Assets			
17001 · Vehicles	4,967,341.00	4,967,341.00	0.00
17010 · Machinery and Equipment	1,070,536.00	1,070,536.00	0.00
17020 · Land	1,241,806.00	1,241,806.00	0.00
17030 · Building and Improvements	3,469,711.00	3,469,711.00	0.00
17040 · Leasehold Improvements	88,209.00	88,209.00	0.00
Total Fixed Assets	10,837,603.00	10,837,603.00	0.00
Other Assets			
16000 · Prepaid Items	179,234.41	110,956.54	68,277.87
17050 · Investment in Joint Venture	158,227.00	158,227.00	0.00
18000 · ASRS OPEB Asset	73,007.00	73,007.00	0.00
18005 · PSPRS OPEB Asset	6,639.00	6,639.00	0.00
18010 · Deferred Outflows PSPRS	633,397.00	633,397.00	0.00
18015 · Deferred Outflows ASRS	7,738.00	7,738.00	0.00
19000 · Suspense	0.00	0.81	-0.81
19001 · Medical Inventory	115,444.00	115,444.00	0.00
Total Other Assets	1,173,686.41	1,105,409.35	68,277.06
TOTAL ASSETS	26,361,064.75	24,953,416.90	1,407,647.85
LIABILITIES & EQUITY			
Liabilities			
Current Liabilities			
Accounts Payable			
20000 · Accounts Payable	228,135.70	622,991.09	-394,855.39
Total Accounts Payable	228,135.70	622,991.09	-394,855.39
Credit Cards			
21002 · Chase Credit Card	0.00	16,405.58	-16,405.58
Total Credit Cards	0.00	16,405.58	-16,405.58
Other Current Liabilities			
21000 · Payroll Liabilities	382,433.34	542,968.73	-160,535.39

Superstition Fire & Medical District
Balance Sheet Prev Year Comparison
As of July 31, 2025

	Jul 31, 25	Jul 31, 24	\$ Change
21100 · Compensated Absences	3,063,026.00	3,063,026.00	0.00
21250 · Sales Tax Payable	80.99	0.00	80.99
24020 · Accrued Interest Expense	16,346.00	16,346.00	0.00
26000 · Deferred Revenue	914,538.00	914,538.00	0.00
27000 · Bond Payable	29,898,000.00	30,537,000.00	-639,000.00
27005 · Unamortized GADA Bond	73,211.00	73,211.00	0.00
27010 · Ambulance Lease Agreement	0.00	169,980.00	-169,980.00
27015 · Capital Lease Agreements	682,065.80	838,222.52	-156,156.72
29000 · Deferred Inflows PSPRS	180,362.00	180,362.00	0.00
29010 · Deferred Inflows ASRS	46,105.00	46,105.00	0.00
29020 · Net Pension Liability PSPRS	3,038,177.00	3,038,177.00	0.00
Total Other Current Liabilities	38,294,345.13	39,419,936.25	-1,125,591.12
Total Current Liabilities	38,522,480.83	40,059,332.92	-1,536,852.09
Total Liabilities	38,522,480.83	40,059,332.92	-1,536,852.09
Equity			
31000 · Fund Balance	-17,113,564.00	-17,113,564.00	0.00
32000 · Retained Earnings	6,354,307.54	3,043,575.02	3,310,732.52
Net Income	-1,402,159.62	-1,035,927.04	-366,232.58
Total Equity	-12,161,416.08	-15,105,916.02	2,944,499.94
TOTAL LIABILITIES & EQUITY	26,361,064.75	24,953,416.90	1,407,647.85

Superstition Fire and Medical District
Reconciliation Summary
Period Ending 07/31/2025

	General Fund 7/31/2025	Ambulance Operating 7/31/2025	Capital Projects 7/31/2025	Special Revenue Fund 7/31/2025	Bond Proceeds 7/31/2025
Beginning Balance	6,763,657.33	27,717.30	2,850,216.14	342,604.43	58,824.00
Cleared Transactions					
Checks and Payments	(1,450,050.00)	-	-	-	-
Deposits and Credits	103,110.59	98.62	9,443.98	1,208.69	3,409.23
Total Cleared Transactions	<u>(1,346,939.41)</u>	<u>98.62</u>	<u>9,443.98</u>	<u>1,208.69</u>	<u>3,409.23</u>
Cleared Balance	<u>5,416,717.92</u>	<u>27,815.92</u>	<u>2,859,660.12</u>	<u>343,813.12</u>	<u>62,233.23</u>
Uncleared Transactions					
Checks and Payments	(26,616.10)	(2,707.94)	-	-	-
Deposits and Credits	-	-	-	-	-
Total Uncleared Transactions	<u>(26,616.10)</u>	<u>(2,707.94)</u>	<u>-</u>	<u>-</u>	<u>-</u>
Register Balance as of 07/31/2025	<u>5,390,101.82</u>	<u>25,107.98</u>	<u>2,859,660.12</u>	<u>343,813.12</u>	<u>62,233.23</u>
	Debt Retirement Interest 7/31/2025	Contingency Reserve Fund 7/31/2025	Transport Lockbox 7/31/2025	Ground Transportaion 7/31/2025	Payroll Account 7/31/2025
Beginning Balance	5,040.64	3,591,665.29	64,778.75	255,594.98	1,342,659.44
Cleared Transactions					
Checks and Payments	-	-	(83,666.97)	(381,371.49)	(2,596,843.40)
Deposits and Credits	213.38	12,781.28	100,099.49	386,460.71	1,831,709.43
Total Cleared Transactions	<u>213.38</u>	<u>12,781.28</u>	<u>16,432.52</u>	<u>5,089.22</u>	<u>(765,133.97)</u>
	<u>5,254.02</u>	<u>3,604,446.57</u>	<u>81,211.27</u>	<u>260,684.20</u>	<u>577,525.47</u>
Uncleared Transactions					
Checks and Payments	-	-	-	-	-
Deposits and Credits	-	-	-	-	-
Total Uncleared Transactions	<u>-</u>	<u>-</u>	<u>-</u>	<u>-</u>	<u>-</u>
Register Balance as of 07/31/2025	<u>5,254.02</u>	<u>3,604,446.57</u>	<u>81,211.27</u>	<u>260,684.20</u>	<u>577,525.47</u>

Superstition Fire & Medical District Profit & Loss Budget Performance July 2025

	Jul 25	Budget	\$ Over Budget	Jul 25	YTD Budget	\$ Over Budget	Annual Budget
Ordinary Income/Expense							
Income							
4000 · Tax Levy Revenue	58,804.53	40,700.00	18,104.53	58,804.53	40,700.00	18,104.53	23,494,962.00
4200 · Non-Tax Levy Revenue	458,697.08	482,200.00	-23,502.92	458,697.08	482,200.00	-23,502.92	6,152,799.00
Total Income	517,501.61	522,900.00	-5,398.39	517,501.61	522,900.00	-5,398.39	29,647,761.00
Gross Profit	517,501.61	522,900.00	-5,398.39	517,501.61	522,900.00	-5,398.39	29,647,761.00
Expense							
5000 · Personnel Expenses	1,397,039.02	1,712,240.00	-315,200.98	1,397,039.02	1,712,240.00	-315,200.98	23,349,743.00
6100 · Building and Land	40,656.28	49,810.00	-9,153.72	40,656.28	49,810.00	-9,153.72	595,078.00
6200 · Vehicles & Equipment	102,330.64	144,160.00	-41,829.36	102,330.64	144,160.00	-41,829.36	1,570,306.00
6300 · Communication/IT	65,876.81	101,700.00	-35,823.19	65,876.81	101,700.00	-35,823.19	1,215,837.00
6400 · Travel & Training	4,304.75	29,280.00	-24,975.25	4,304.75	29,280.00	-24,975.25	322,069.00
7100 · Managerial Expense	16,693.56	27,280.00	-10,586.44	16,693.56	27,280.00	-10,586.44	1,018,946.00
Total Expense	1,626,901.06	2,064,470.00	-437,568.94	1,626,901.06	2,064,470.00	-437,568.94	28,071,979.00
Net Ordinary Income	-1,109,399.45	-1,541,570.00	432,170.55	-1,109,399.45	-1,541,570.00	432,170.55	1,575,782.00
Other Income/Expense							
Other Income	0.00	0.00	0.00	0.00	0.00	0.00	699,875.00
Other Expense	0.00	0.00	0.00	0.00	0.00	0.00	2,060,497.00
Net Other Income	0.00	0.00	0.00	0.00	0.00	0.00	-1,360,622.00
Net Income	-1,109,399.45	-1,541,570.00	432,170.55	-1,109,399.45	-1,541,570.00	432,170.55	215,160.00

Superstition Fire & Medical District
Profit & Loss Budget Performance - General Fund
July 2025

	<u>Jul 25</u>	<u>Budget</u>	<u>\$ Over Budget</u>	<u>Jul 25</u>	<u>YTD Budget</u>	<u>\$ Over Budget</u>	<u>Annual Budget</u>
Ordinary Income/Expense							
Income							
4000 · Tax Levy Revenue	58,804.53	40,700.00	18,104.53	58,804.53	40,700.00	18,104.53	23,494,962.00
4200 · Non-Tax Levy Revenue	56,843.85	81,800.00	-24,956.15	56,843.85	81,800.00	-24,956.15	889,500.00
Total Income	<u>115,648.38</u>	<u>122,500.00</u>	<u>-6,851.62</u>	<u>115,648.38</u>	<u>122,500.00</u>	<u>-6,851.62</u>	<u>24,384,462.00</u>
Gross Profit	115,648.38	122,500.00	-6,851.62	115,648.38	122,500.00	-6,851.62	24,384,462.00
Expense							
5000 · Personnel Expenses	1,206,541.06	1,439,510.00	-232,968.94	1,206,541.06	1,439,510.00	-232,968.94	19,888,879.00
6100 · Building and Land	29,791.79	36,840.00	-7,048.21	29,791.79	36,840.00	-7,048.21	438,495.00
6200 · Vehicles & Equipment	63,600.59	90,950.00	-27,349.41	63,600.59	90,950.00	-27,349.41	964,764.00
6300 · Communication/IT	31,418.64	59,600.00	-28,181.36	31,418.64	59,600.00	-28,181.36	715,620.00
6400 · Travel & Training	3,648.64	26,500.00	-22,851.36	3,648.64	26,500.00	-22,851.36	288,569.00
7100 · Managerial Expense	10,726.83	19,360.00	-8,633.17	10,726.83	19,360.00	-8,633.17	562,965.00
Total Expense	<u>1,345,727.55</u>	<u>1,672,760.00</u>	<u>-327,032.45</u>	<u>1,345,727.55</u>	<u>1,672,760.00</u>	<u>-327,032.45</u>	<u>22,859,292.00</u>
Net Ordinary Income	<u>-1,230,079.17</u>	<u>-1,550,260.00</u>	<u>320,180.83</u>	<u>-1,230,079.17</u>	<u>-1,550,260.00</u>	<u>320,180.83</u>	<u>1,525,170.00</u>
Other Income/Expense							
Other Income	0.00	0.00	0.00	0.00	0.00	0.00	699,875.00
Other Expense	0.00	0.00	0.00	0.00	0.00	0.00	2,000,000.00
Net Other Income	<u>0.00</u>	<u>0.00</u>	<u>0.00</u>	<u>0.00</u>	<u>0.00</u>	<u>0.00</u>	<u>-1,300,125.00</u>
Net Income	<u><u>-1,230,079.17</u></u>	<u><u>-1,550,260.00</u></u>	<u><u>320,180.83</u></u>	<u><u>-1,230,079.17</u></u>	<u><u>-1,550,260.00</u></u>	<u><u>320,180.83</u></u>	<u><u>225,045.00</u></u>

Superstition Fire & Medical District
Profit & Loss Budget Performance - Transport Services Fund
July 2025

	<u>Jul 25</u>	<u>Budget</u>	<u>\$ Over Budget</u>	<u>Jul 25</u>	<u>YTD Budget</u>	<u>\$ Over Budget</u>	<u>Annual Budget</u>
Ordinary Income/Expense							
Income							
4200 · Non-Tax Levy Revenue	401,853.23	400,400.00	1,453.23	401,853.23	400,400.00	1,453.23	5,263,299.00
Total Income	401,853.23	400,400.00	1,453.23	401,853.23	400,400.00	1,453.23	5,263,299.00
Gross Profit	401,853.23	400,400.00	1,453.23	401,853.23	400,400.00	1,453.23	5,263,299.00
Expense							
5000 · Personnel Expenses	190,497.96	272,730.00	-82,232.04	190,497.96	272,730.00	-82,232.04	3,460,864.00
6100 · Building and Land	10,864.49	12,970.00	-2,105.51	10,864.49	12,970.00	-2,105.51	156,583.00
6200 · Vehicles & Equipment	38,730.05	53,210.00	-14,479.95	38,730.05	53,210.00	-14,479.95	605,542.00
6300 · Communication/IT	34,458.17	42,100.00	-7,641.83	34,458.17	42,100.00	-7,641.83	500,217.00
6400 · Travel & Training	656.11	2,780.00	-2,123.89	656.11	2,780.00	-2,123.89	33,500.00
7100 · Managerial Expense	5,966.73	7,920.00	-1,953.27	5,966.73	7,920.00	-1,953.27	455,981.00
Total Expense	281,173.51	391,710.00	-110,536.49	281,173.51	391,710.00	-110,536.49	5,212,687.00
Net Ordinary Income	120,679.72	8,690.00	111,989.72	120,679.72	8,690.00	111,989.72	50,612.00
Other Income/Expense							
Other Expense							
8500 · Debt Payments	0.00	0.00	0.00	0.00	0.00	0.00	60,497.00
Total Other Expense	0.00	0.00	0.00	0.00	0.00	0.00	60,497.00
Net Other Income	0.00	0.00	0.00	0.00	0.00	0.00	-60,497.00
Net Income	<u>120,679.72</u>	<u>8,690.00</u>	<u>111,989.72</u>	<u>120,679.72</u>	<u>8,690.00</u>	<u>111,989.72</u>	<u>-9,885.00</u>

Superstition Fire & Medical District
Profit & Loss Budget Performance - Capital Fund
July 2025

	<u>Jul 25</u>	<u>Budget</u>	<u>\$ Over Budget</u>	<u>Jul 25</u>	<u>YTD Budget</u>	<u>\$ Over Budget</u>	<u>Annual Budget</u>
Ordinary Income/Expense							
Income							
4200 · Non-Tax Levy Revenue	9,443.98	3,800.00	5,643.98	9,443.98	3,800.00	5,643.98	45,000.00
Total Income	9,443.98	3,800.00	5,643.98	9,443.98	3,800.00	5,643.98	45,000.00
Gross Profit	9,443.98	3,800.00	5,643.98	9,443.98	3,800.00	5,643.98	45,000.00
Net Ordinary Income	9,443.98	3,800.00	5,643.98	9,443.98	3,800.00	5,643.98	45,000.00
Other Income/Expense							
Other Income							
9001 · Transfers In from Other Funds	0.00	0.00	0.00	0.00	0.00	0.00	2,000,000.00
Total Other Income	0.00	0.00	0.00	0.00	0.00	0.00	2,000,000.00
Other Expense							
8100 · Capital Outlay	37,368.65			37,368.65			
8500 · Debt Payments	281,239.39	281,237.91	1.48	281,239.39	281,237.91	1.48	465,654.91
Total Other Expense	318,608.04	281,237.91	37,370.13	318,608.04	281,237.91	37,370.13	465,654.91
Net Other Income	-318,608.04	-281,237.91	-37,370.13	-318,608.04	-281,237.91	-37,370.13	1,534,345.09
Net Income	-309,164.06	-277,437.91	-31,726.15	-309,164.06	-277,437.91	-31,726.15	1,579,345.09

Superstition Fire & Medical District
Profit & Loss Budget Performance - Debt Service Fund
July 2025

	<u>Jul 25</u>	<u>Budget</u>	<u>\$ Over Budget</u>	<u>Jul 25</u>	<u>YTD Budget</u>	<u>\$ Over Budget</u>	<u>Annual Budget</u>
Ordinary Income/Expense							
Income							
4000 · Tax Levy Revenue	1,494.22	2,100.00	-605.78	1,494.22	2,100.00	-605.78	685,573.00
4200 · Non-Tax Levy Revenue	2,128.39	900.00	1,228.39	2,128.39	900.00	1,228.39	11,000.00
Total Income	<u>3,622.61</u>	<u>3,000.00</u>	<u>622.61</u>	<u>3,622.61</u>	<u>3,000.00</u>	<u>622.61</u>	<u>696,573.00</u>
Gross Profit	3,622.61	3,000.00	622.61	3,622.61	3,000.00	622.61	696,573.00
Expense							
7100 · Managerial Expense	0.00	0.00	0.00	0.00	0.00	0.00	37,865.00
Total Expense	<u>0.00</u>	<u>0.00</u>	<u>0.00</u>	<u>0.00</u>	<u>0.00</u>	<u>0.00</u>	<u>37,865.00</u>
Net Ordinary Income	3,622.61	3,000.00	622.61	3,622.61	3,000.00	622.61	658,708.00
Other Income/Expense							
Other Expense							
8500 · Debt Payments	0.00	0.00	0.00	0.00	0.00	0.00	659,000.00
Total Other Expense	<u>0.00</u>	<u>0.00</u>	<u>0.00</u>	<u>0.00</u>	<u>0.00</u>	<u>0.00</u>	<u>659,000.00</u>
Net Other Income	0.00	0.00	0.00	0.00	0.00	0.00	-659,000.00
Net Income	<u>3,622.61</u>	<u>3,000.00</u>	<u>622.61</u>	<u>3,622.61</u>	<u>3,000.00</u>	<u>622.61</u>	<u>-292.00</u>

Superstition Fire & Medical District
Profit & Loss Budget Performance - COP Reserve Fund
July 2025

	<u>Jul 25</u>	<u>Budget</u>	<u>\$ Over Budget</u>	<u>Jul 25</u>	<u>YTD Budget</u>	<u>\$ Over Budget</u>	<u>Annual Budget</u>
Ordinary Income/Expense							
Income							
4200 · Non-Tax Levy Revenue	12,781.28	4,600.00	8,181.28	12,781.28	4,600.00	8,181.28	55,000.00
Total Income	12,781.28	4,600.00	8,181.28	12,781.28	4,600.00	8,181.28	55,000.00
Gross Profit	12,781.28	4,600.00	8,181.28	12,781.28	4,600.00	8,181.28	55,000.00
Net Ordinary Income	12,781.28	4,600.00	8,181.28	12,781.28	4,600.00	8,181.28	55,000.00
Other Income/Expense							
Other Expense							
9501 · Transfers Out to other Funds	0.00	0.00	0.00	0.00	0.00	0.00	699,875.00
Total Other Expense	0.00	0.00	0.00	0.00	0.00	0.00	699,875.00
Net Other Income	0.00	0.00	0.00	0.00	0.00	0.00	-699,875.00
Net Income	<u>12,781.28</u>	<u>4,600.00</u>	<u>8,181.28</u>	<u>12,781.28</u>	<u>4,600.00</u>	<u>8,181.28</u>	<u>-644,875.00</u>



Financial Report July 2025




JAMES VINCENT GROUP
ACCOUNTING & CONSULTING



Revenue Actuals vs. Budget

July



	Tax Levy	Non-Tax Levy
Actual	\$58,805	\$458,697
Budget	\$40,700	\$482,200
VAR	\$18,105	\$(23,503)

*This includes the General, Transport Services and Special Revenue Funds



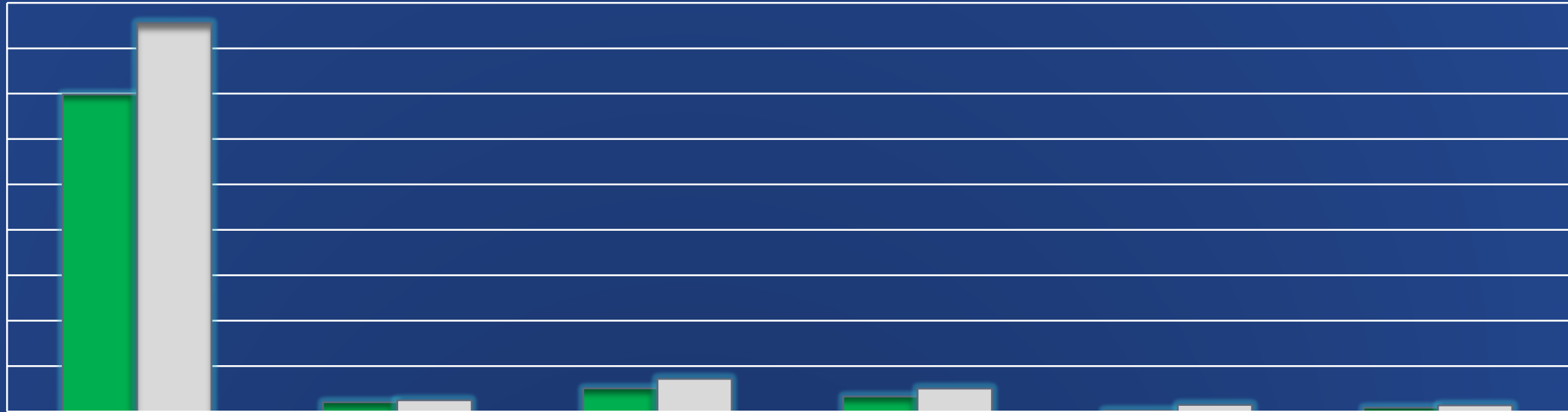
July 2024 Actuals vs. Budget

JVG

JAMES VINCENT GROUP
ACCOUNTING & CONSULTING

Expenditures

\$1,800,000
\$1,600,000
\$1,400,000
\$1,200,000
\$1,000,000
\$800,000
\$600,000
\$400,000
\$200,000
\$-



	Personnel	Building & Land	Vehicles & Equipment	Communication/IT	Travel & Training	Managerial Expenses
Actual	\$1,397,039	\$40,656	\$102,331	\$65,877	\$4,305	\$16,694
Budget	\$1,712,240	\$49,810	\$144,160	\$101,700	\$29,280	\$27,280
VAR	\$(315,201)	\$(9,154)	\$(41,829)	\$(35,823)	\$(24,975)	\$(10,586)

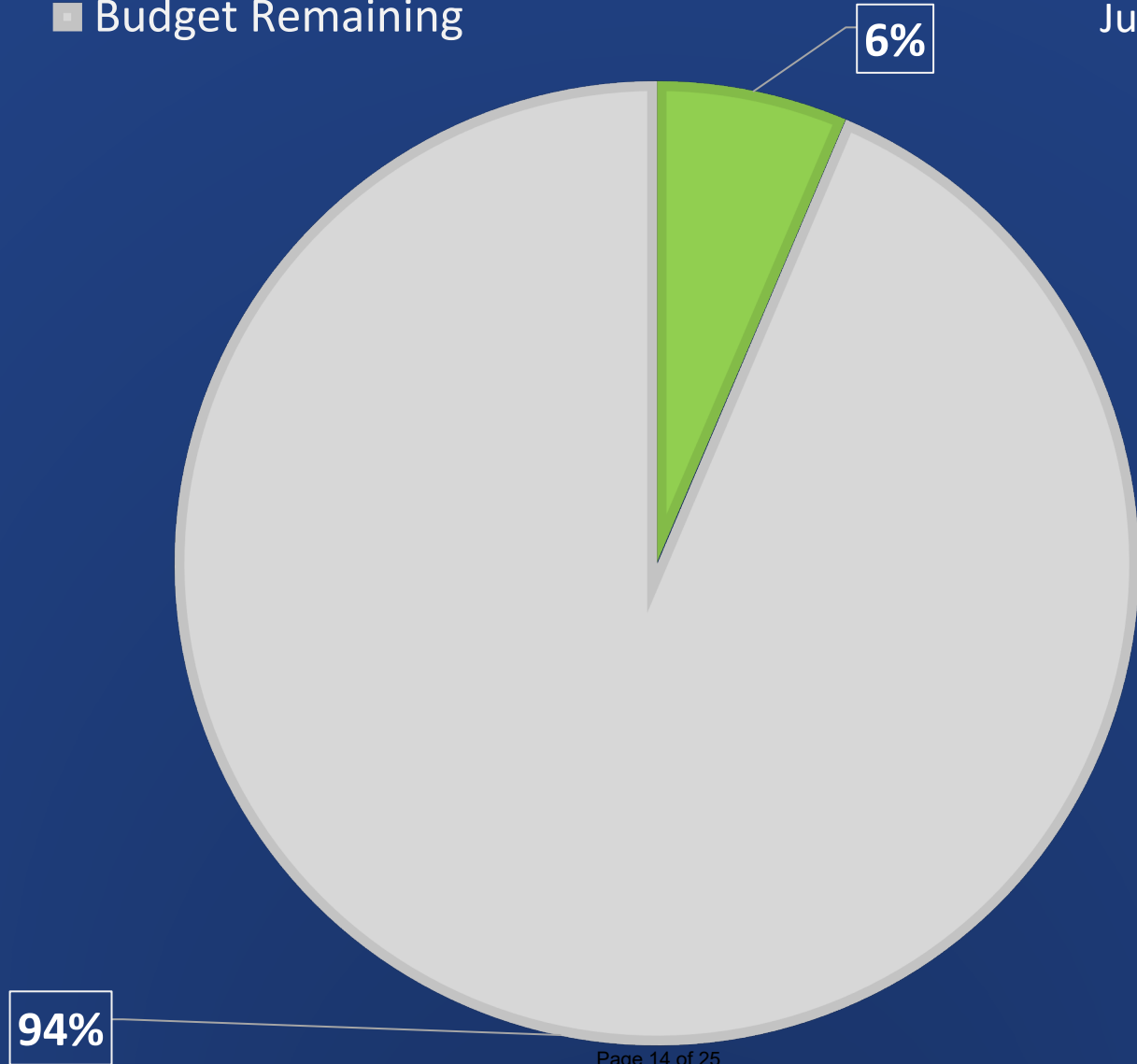
*This includes the General, Transport Services and Special Revenue Funds



YTD Expenses as a Percentage of Budget

■ Actual YTD ■ Budget Remaining

July 2025 Targeted % - 8%



**This includes the General, Transport Services and Special Revenue Funds*

Superstition Fire & Medical District Transaction Detail by Account July 2025

Type	Date	Num	Name	Memo	Class	Clr	Split	Debit	Credit	Balance
10100 · Fund Cash - General (M&O)										
Transfer	07/10/2025			Funds Transfer		X	10150 · Payroll ...		700,000.00	-700,000.00
Check	07/10/2025	EFT		Wire Fees		X	7109 · Bank Fe...	25.00		-700,025.00
Deposit	07/16/2025			Deposit		X	-SPLIT-	25,663.71		-674,361.29
Transfer	07/24/2025			Funds Transfer		X	10150 · Payroll ...		750,000.00	-1,424,361.29
Check	07/24/2025	EFT		Wire Fees		X	7109 · Bank Fe...	25.00		-1,424,386.29
General Journal	07/31/2025	882		To Record Property Tax for July 2025		X	4010 · Property ...	77,446.88		-1,346,939.41
Total 10100 · Fund Cash - General (M&O)								103,110.59	1,450,050.00	-1,346,939.41
10120 · Ambulance Operating										
General Journal	07/31/2025	881		To Record Interest Revenue for July...		X	4250 · Interest I...	98.62		98.62
Total 10120 · Ambulance Operating								98.62	0.00	98.62
10130 · Ambulance Payroll										
Deposit	07/01/2025		BCBS	Deposit		X	4210 · Ambulan...	1,588.65		1,588.65
Deposit	07/01/2025		Devoted Health	Deposit		X	4210 · Ambulan...	451.84		2,040.49
Deposit	07/01/2025		Humana	Deposit		X	4210 · Ambulan...	529.57		2,570.06
Deposit	07/01/2025		Humana	Deposit		X	4210 · Ambulan...	884.03		3,454.09
Deposit	07/01/2025		HWHO	Deposit		X	4210 · Ambulan...	498.56		3,952.65
Deposit	07/01/2025		Transport Customers...	Deposit		X	4210 · Ambulan...	115.00		4,067.65
Deposit	07/01/2025		Noridian	Deposit		X	4210 · Ambulan...	797.82		4,865.47
Deposit	07/02/2025		36 Treas	Deposit		X	4210 · Ambulan...	2,153.86		7,019.33
Deposit	07/02/2025		AARP Supp	Deposit		X	4210 · Ambulan...	138.81		7,158.14
Deposit	07/02/2025		AETNA	Deposit		X	4210 · Ambulan...	284.38		7,442.52
Deposit	07/02/2025		BCBS	Deposit		X	4210 · Ambulan...	928.79		8,371.31
Deposit	07/02/2025		Centene	Deposit		X	4210 · Ambulan...	225.11		8,596.42
Deposit	07/02/2025		Noridian	Deposit		X	4210 · Ambulan...	3,210.30		11,806.72
Deposit	07/02/2025		UHC Community	Deposit		X	4210 · Ambulan...	101.73		11,908.45
Deposit	07/02/2025		UHC Community	Deposit		X	4210 · Ambulan...	1,420.47		13,328.92
Deposit	07/02/2025		UHC Community	Deposit		X	4210 · Ambulan...	5,186.10		18,515.02
Deposit	07/02/2025		UHC Community	Deposit		X	4210 · Ambulan...	372.22		18,887.24
Deposit	07/02/2025		UHC Community	Deposit		X	4210 · Ambulan...	1,343.36		20,230.60
Deposit	07/02/2025		United Healthcare	Deposit		X	4210 · Ambulan...	1,790.26		22,020.86
Deposit	07/02/2025		United Healthcare	Deposit		X	4210 · Ambulan...	608.49		22,629.35
Check	07/02/2025	EFT				X	7109 · Bank Fe...		1,371.49	21,257.86
Deposit	07/03/2025		Ace P&C Ins Co	Deposit		X	4210 · Ambulan...	108.80		21,366.66
Deposit	07/03/2025		BCBS	Deposit		X	4210 · Ambulan...	3,707.17		25,073.83
Deposit	07/03/2025		Centene	Deposit		X	4210 · Ambulan...	7,406.18		32,480.01
Deposit	07/03/2025		Devoted Health	Deposit		X	4210 · Ambulan...	334.68		32,814.69
Deposit	07/03/2025		HNB	Deposit		X	4210 · Ambulan...	1,228.41		34,043.10
Deposit	07/03/2025		Humana	Deposit		X	4210 · Ambulan...	1,247.43		35,290.53
Deposit	07/03/2025		Humana	Deposit		X	4210 · Ambulan...	1,348.16		36,638.69
Deposit	07/03/2025		Transport Customers...	Deposit		X	4210 · Ambulan...	4,006.09		40,644.78
Deposit	07/03/2025		OPTUM	Deposit		X	4210 · Ambulan...	365.22		41,010.00
Deposit	07/03/2025		OPTUM	Deposit		X	4210 · Ambulan...	2,583.84		43,593.84
Deposit	07/03/2025		PCS	Deposit		X	4210 · Ambulan...	5,980.25		49,574.09
Deposit	07/03/2025		Uhc	Deposit		X	4210 · Ambulan...	165.84		49,739.93
Deposit	07/03/2025		United Healthcare	Deposit		X	4210 · Ambulan...	335.37		50,075.30
Deposit	07/03/2025		United Healthcare	Deposit		X	4210 · Ambulan...	865.35		50,940.65
Deposit	07/03/2025		United Healthcare	Deposit		X	4210 · Ambulan...	2,012.12		52,952.77
Deposit	07/07/2025		36 Treas	Deposit		X	4210 · Ambulan...	1,928.20		54,880.97
Deposit	07/07/2025		AARP Supp	Deposit		X	4210 · Ambulan...	829.46		55,710.43
Deposit	07/07/2025		AETNA	Deposit		X	4210 · Ambulan...	1,425.01		57,135.44
Deposit	07/07/2025		BCBS	Deposit		X	4210 · Ambulan...	233.77		57,369.21
Deposit	07/07/2025		BCBS	Deposit		X	4210 · Ambulan...	586.10		57,955.31
Deposit	07/07/2025		Cigna	Deposit		X	4210 · Ambulan...	1,301.28		59,256.59

Superstition Fire & Medical District Transaction Detail by Account July 2025

Type	Date	Num	Name	Memo	Class	Clr	Split	Debit	Credit	Balance
Deposit	07/07/2025		HNB	Deposit		X	4210 · Ambulan...	1,179.27		60,435.86
Deposit	07/07/2025		Transport Customers...	Deposit		X	4210 · Ambulan...	324.63		60,760.49
Deposit	07/07/2025		Transport Customers...	Deposit		X	4210 · Ambulan...	3,298.24		64,058.73
Deposit	07/07/2025		Transport Customers...	Deposit		X	4210 · Ambulan...	431.73		64,490.46
Deposit	07/07/2025		Transport Customers...	Deposit		X	4210 · Ambulan...	25.00		64,515.46
Deposit	07/07/2025		Medisun	Deposit		X	4210 · Ambulan...	367.01		64,882.47
Deposit	07/07/2025		Medisun	Deposit		X	4210 · Ambulan...	375.98		65,258.45
Deposit	07/07/2025		Noridian	Deposit		X	4210 · Ambulan...	5,620.49		70,878.94
Deposit	07/07/2025		OPTUM	Deposit		X	4210 · Ambulan...	866.93		71,745.87
Deposit	07/08/2025		B OF A- CBIC CLAIMS	Deposit		X	4210 · Ambulan...	119.97		71,865.84
Deposit	07/08/2025		Centene	Deposit		X	4210 · Ambulan...	315.00		72,180.84
Deposit	07/08/2025		Humana	Deposit		X	4210 · Ambulan...	567.25		72,748.09
Deposit	07/08/2025		Humana	Deposit		X	4210 · Ambulan...	2,021.12		74,769.21
Deposit	07/08/2025		Noridian	Deposit		X	4210 · Ambulan...	6,896.15		81,665.36
Deposit	07/08/2025		Palmetto GBA	Deposit		X	4210 · Ambulan...	1,406.73		83,072.09
Deposit	07/08/2025		UHC Community	Deposit		X	4210 · Ambulan...	386.55		83,458.64
Deposit	07/08/2025		UHC Community	Deposit		X	4210 · Ambulan...	277.19		83,735.83
Deposit	07/08/2025		UHC Community	Deposit		X	4210 · Ambulan...	266.28		84,002.11
Deposit	07/08/2025		UHC Community	Deposit		X	4210 · Ambulan...	1,231.69		85,233.80
Deposit	07/08/2025		United Healthcare	Deposit		X	4210 · Ambulan...	8,482.41		93,716.21
Deposit	07/09/2025		AARP Supp	Deposit		X	4210 · Ambulan...	123.26		93,839.47
Deposit	07/09/2025		BCBS	Deposit		X	4210 · Ambulan...	2,205.51		96,044.98
Deposit	07/09/2025		Brycer	Deposit		X	4210 · Ambulan...	1,690.00		97,734.98
Deposit	07/09/2025		Centene	Deposit		X	4210 · Ambulan...	544.80		98,279.78
Deposit	07/09/2025		Humana	Deposit		X	4210 · Ambulan...	1,512.11		99,791.89
Deposit	07/09/2025		Humana	Deposit		X	4210 · Ambulan...	476.06		100,267.95
Deposit	07/09/2025		Transport Customers...	Deposit		X	4210 · Ambulan...	479.91		100,747.86
Deposit	07/09/2025		OPTUM	Deposit		X	4210 · Ambulan...	697.57		101,445.43
Deposit	07/09/2025		OPTUM	Deposit		X	4210 · Ambulan...	1,094.17		102,539.60
Deposit	07/09/2025		UHC Community	Deposit		X	4210 · Ambulan...	94.78		102,634.38
Deposit	07/09/2025		United Healthcare	Deposit		X	4210 · Ambulan...	790.11		103,424.49
Deposit	07/10/2025			Deposit		X	-SPLIT-	500.00		103,924.49
Deposit	07/10/2025			Deposit		X	12001 · Undepo...	307.31		104,231.80
Deposit	07/10/2025		Centene	Deposit		X	4210 · Ambulan...	7,616.12		111,847.92
Deposit	07/10/2025		Humana	Deposit		X	4210 · Ambulan...	117.10		111,965.02
Deposit	07/10/2025		Transport Customers...	Deposit		X	4210 · Ambulan...	235.00		112,200.02
Deposit	07/10/2025		Noridian	Deposit		X	4210 · Ambulan...	1,197.50		113,397.52
Deposit	07/10/2025		United Healthcare	Deposit		X	4210 · Ambulan...	677.57		114,075.09
Deposit	07/10/2025		United Healthcare	Deposit		X	4210 · Ambulan...	423.88		114,498.97
Transfer	07/10/2025			Funds Transfer		X	10150 · Payroll ...		250,000.00	-135,501.03
Deposit	07/11/2025		AETNA	Deposit		X	4210 · Ambulan...	1,655.54		-133,845.49
Deposit	07/11/2025		Ahcccs	Deposit		X	4210 · Ambulan...	350.00		-133,495.49
Deposit	07/11/2025		BCBS	Deposit		X	4210 · Ambulan...	2,069.99		-131,425.50
Deposit	07/11/2025		BCBS	Deposit		X	4210 · Ambulan...	535.19		-130,890.31
Deposit	07/11/2025		Transport Customers...	Deposit		X	4210 · Ambulan...	167.38		-130,722.93
Deposit	07/11/2025		Noridian	Deposit		X	4210 · Ambulan...	4,283.54		-126,439.39
Deposit	07/11/2025		UHC Community	Deposit		X	4210 · Ambulan...	2,623.86		-123,815.53
Deposit	07/11/2025		UHC Community	Deposit		X	4210 · Ambulan...	1,773.01		-122,042.52
Deposit	07/11/2025		UMR	Deposit		X	4210 · Ambulan...	410.42		-121,632.10
Deposit	07/14/2025		36 Treas	Deposit		X	4210 · Ambulan...	489.05		-121,143.05
Deposit	07/14/2025		BCBS	Deposit		X	4210 · Ambulan...	261.16		-120,881.89
Deposit	07/14/2025		BCBS	Deposit		X	4210 · Ambulan...	226.57		-120,655.32
Deposit	07/14/2025		Transport Customers...	Deposit		X	4210 · Ambulan...	2,634.59		-118,020.73
Deposit	07/14/2025		Transport Customers...	Deposit		X	4210 · Ambulan...	1,990.11		-116,030.62
Deposit	07/14/2025		Noridian	Deposit		X	4210 · Ambulan...	434.39		-115,596.23
Deposit	07/14/2025		OPTUM	Deposit		X	4210 · Ambulan...	411.85		-115,184.38
Deposit	07/14/2025		OPTUM	Deposit		X	4210 · Ambulan...	532.27		-114,652.11

Superstition Fire & Medical District Transaction Detail by Account July 2025

Type	Date	Num	Name	Memo	Class	Clr	Split	Debit	Credit	Balance
Deposit	07/14/2025		UHC Community	Deposit		X	4210 - Ambulan...	1,389.64		-113,262.47
Deposit	07/14/2025		United Healthcare	Deposit		X	4210 - Ambulan...	431.04		-112,831.43
Deposit	07/14/2025		United Healthcare	Deposit		X	4210 - Ambulan...	543.90		-112,287.53
Deposit	07/15/2025		AARP Supp	Deposit		X	4210 - Ambulan...	81.72		-112,205.81
Deposit	07/15/2025		BCBS	Deposit		X	4210 - Ambulan...	1,544.16		-110,661.65
Deposit	07/15/2025		Humana	Deposit		X	4210 - Ambulan...	256.71		-110,404.94
Deposit	07/15/2025		Transport Customers...	Deposit		X	4210 - Ambulan...	350.00		-110,054.94
Deposit	07/15/2025		Noridian	Deposit		X	4210 - Ambulan...	6,106.17		-103,948.77
Deposit	07/15/2025		UHC Community	Deposit		X	4210 - Ambulan...	1,295.41		-102,653.36
Deposit	07/16/2025		AETNA	Deposit		X	4210 - Ambulan...	280.92		-102,372.44
Deposit	07/16/2025		BCBS	Deposit		X	4210 - Ambulan...	481.27		-101,891.17
Deposit	07/16/2025		BCBS	Deposit		X	4210 - Ambulan...	4,029.46		-97,861.71
Deposit	07/16/2025		BCBS	Deposit		X	4210 - Ambulan...	481.54		-97,380.17
Deposit	07/16/2025		Centene	Deposit		X	4210 - Ambulan...	215.24		-97,164.93
Deposit	07/16/2025		HNB	Deposit		X	4210 - Ambulan...	350.56		-96,814.37
Deposit	07/16/2025		Humana	Deposit		X	4210 - Ambulan...	768.34		-96,046.03
Deposit	07/16/2025		Transport Customers...	Deposit		X	4210 - Ambulan...	525.00		-95,521.03
Deposit	07/16/2025		Kaiser Permanente	Deposit		X	4210 - Ambulan...	402.28		-95,118.75
Deposit	07/16/2025		Marketplace	Deposit		X	4210 - Ambulan...	1,120.18		-93,998.57
Deposit	07/16/2025		UHC Community	Deposit		X	4210 - Ambulan...	93.13		-93,905.44
Deposit	07/16/2025		UHC Community	Deposit		X	4210 - Ambulan...	1,271.85		-92,633.59
Deposit	07/16/2025		UHC Community	Deposit		X	4210 - Ambulan...	1,514.44		-91,119.15
Deposit	07/16/2025		UHC Community	Deposit		X	4210 - Ambulan...	1,295.41		-89,823.74
Deposit	07/16/2025		United Healthcare	Deposit		X	4210 - Ambulan...	466.54		-89,357.20
Deposit	07/16/2025		United Healthcare	Deposit		X	4210 - Ambulan...	547.49		-88,809.71
Deposit	07/17/2025		AARP Supp	Deposit		X	4210 - Ambulan...	193.40		-88,616.31
Deposit	07/17/2025		BCBS	Deposit		X	4210 - Ambulan...	123.26		-88,493.05
Deposit	07/17/2025		Centene	Deposit		X	4210 - Ambulan...	6,387.71		-82,105.34
Deposit	07/17/2025		Transport Customers...	Deposit		X	4210 - Ambulan...	300.00		-81,805.34
Deposit	07/17/2025		Marketplace	Deposit		X	4210 - Ambulan...	1,930.20		-79,875.14
Deposit	07/17/2025		Noridian	Deposit		X	4210 - Ambulan...	2,651.79		-77,223.35
Deposit	07/17/2025		United Healthcare	Deposit		X	4210 - Ambulan...	643.87		-76,579.48
Deposit	07/17/2025		United Healthcare	Deposit		X	4210 - Ambulan...	586.94		-75,992.54
Deposit	07/17/2025		United Healthcare	Deposit		X	4210 - Ambulan...	634.62		-75,357.92
Deposit	07/18/2025		AETNA	Deposit		X	4210 - Ambulan...	2,798.50		-72,559.42
Deposit	07/18/2025		BCBS	Deposit		X	4210 - Ambulan...	1,708.58		-70,850.84
Deposit	07/18/2025		Devoted Health	Deposit		X	4210 - Ambulan...	135.74		-70,715.10
Deposit	07/18/2025		Devoted Health	Deposit		X	4210 - Ambulan...	194.62		-70,520.48
Deposit	07/18/2025		Transport Customers...	Deposit		X	4210 - Ambulan...	305.00		-70,215.48
Deposit	07/18/2025		Medisun	Deposit		X	4210 - Ambulan...	984.74		-69,230.74
Deposit	07/18/2025		OPTUM	Deposit		X	4210 - Ambulan...	514.34		-68,716.40
Deposit	07/18/2025		UHC Community	Deposit		X	4210 - Ambulan...	106.42		-68,609.98
Deposit	07/18/2025		UHC Community	Deposit		X	4210 - Ambulan...	1,486.74		-67,123.24
Deposit	07/18/2025		UHC Community	Deposit		X	4210 - Ambulan...	2,564.02		-64,559.22
Deposit	07/18/2025		United Healthcare	Deposit		X	4210 - Ambulan...	991.05		-63,568.17
Deposit	07/21/2025		AETNA	Deposit		X	4210 - Ambulan...	547.48		-63,020.69
Deposit	07/21/2025		Centene	Deposit		X	4210 - Ambulan...	94.59		-62,926.10
Deposit	07/21/2025		Cigna	Deposit		X	4210 - Ambulan...	1,876.97		-61,049.13
Deposit	07/21/2025		Transport Customers...	Deposit		X	4210 - Ambulan...	108.25		-60,940.88
Deposit	07/21/2025		Transport Customers...	Deposit		X	4210 - Ambulan...	6,398.62		-54,542.26
Deposit	07/21/2025		Transport Customers...	Deposit		X	4210 - Ambulan...	5,090.07		-49,452.19
Deposit	07/21/2025		United Healthcare	Deposit		X	4210 - Ambulan...	2,346.97		-47,105.22
Deposit	07/21/2025		United Healthcare	Deposit		X	4210 - Ambulan...	258.81		-46,846.41
Deposit	07/22/2025		AARP Supp	Deposit		X	4210 - Ambulan...	229.13		-46,617.28
Deposit	07/22/2025		HNB	Deposit		X	4210 - Ambulan...	1,165.87		-45,451.41
Deposit	07/22/2025		Transport Customers...	Deposit		X	4210 - Ambulan...	140.30		-45,311.11
Deposit	07/22/2025		Noridian	Deposit		X	4210 - Ambulan...	441.57		-44,869.54

Superstition Fire & Medical District Transaction Detail by Account July 2025

Type	Date	Num	Name	Memo	Class	Clr	Split	Debit	Credit	Balance
Deposit	07/22/2025		UHC Community	Deposit		X	4210 · Ambulan...	480.31		-44,389.23
Deposit	07/22/2025		United Healthcare	Deposit		X	4210 · Ambulan...	506.13		-43,883.10
Deposit	07/23/2025		36 Treas	Deposit		X	4210 · Ambulan...	5,332.83		-38,550.27
Deposit	07/23/2025		Centene	Deposit		X	4210 · Ambulan...	261.91		-38,288.36
Deposit	07/23/2025		Devoted Health	Deposit		X	4210 · Ambulan...	211.65		-38,076.71
Deposit	07/23/2025		Transport Customers...	Deposit		X	4210 · Ambulan...	25.00		-38,051.71
Deposit	07/23/2025		Noridian	Deposit		X	4210 · Ambulan...	431.23		-37,620.48
Deposit	07/23/2025		OPTUM	Deposit		X	4210 · Ambulan...	768.00		-36,852.48
Deposit	07/23/2025		OPTUM	Deposit		X	4210 · Ambulan...	624.75		-36,227.73
Deposit	07/23/2025		Uhc	Deposit		X	4210 · Ambulan...	563.62		-35,664.11
Deposit	07/23/2025		UHC Community	Deposit		X	4210 · Ambulan...	116.47		-35,547.64
Deposit	07/23/2025		United Healthcare	Deposit		X	4210 · Ambulan...	296.82		-35,250.82
Deposit	07/24/2025		AARP Supp	Deposit		X	4210 · Ambulan...	125.64		-35,125.18
Deposit	07/24/2025		Centene	Deposit		X	4210 · Ambulan...	6,492.58		-28,632.60
Deposit	07/24/2025		Transport Customers...	Deposit		X	4210 · Ambulan...	979.72		-27,652.88
Deposit	07/24/2025		Noridian	Deposit		X	4210 · Ambulan...	6,067.06		-21,585.82
Deposit	07/24/2025		OPTUM	Deposit		X	4210 · Ambulan...	264.54		-21,321.28
Deposit	07/24/2025		United Healthcare	Deposit		X	4210 · Ambulan...	332.69		-20,988.59
Deposit	07/24/2025		United Healthcare	Deposit		X	4210 · Ambulan...	754.18		-20,234.41
Transfer	07/24/2025			Funds Transfer		X	10140 · Transp...	83,616.97		63,382.56
Transfer	07/24/2025			Funds Transfer		X	10150 · Payroll ...		130,000.00	-66,617.44
Deposit	07/25/2025		AETNA	Deposit		X	4210 · Ambulan...	1,381.26		-65,236.18
Deposit	07/25/2025		AETNA	Deposit		X	4210 · Ambulan...	127.27		-65,108.91
Deposit	07/25/2025		AETNA	Deposit		X	4210 · Ambulan...	362.39		-64,746.52
Deposit	07/25/2025		BCBS	Deposit		X	4210 · Ambulan...	465.63		-64,280.89
Deposit	07/25/2025		BCBS	Deposit		X	4210 · Ambulan...	117.52		-64,163.37
Deposit	07/25/2025		Centene	Deposit		X	4210 · Ambulan...	202.69		-63,960.68
Deposit	07/25/2025		HNB	Deposit		X	4210 · Ambulan...	2,501.48		-61,459.20
Deposit	07/25/2025		Transport Customers...	Deposit		X	4210 · Ambulan...	4,445.68		-57,013.52
Deposit	07/25/2025		Noridian	Deposit		X	4210 · Ambulan...	4,115.21		-52,898.31
Deposit	07/25/2025		OPTUM	Deposit		X	4210 · Ambulan...	1,506.49		-51,391.82
Deposit	07/25/2025		United Healthcare	Deposit		X	4210 · Ambulan...	1,910.23		-49,481.59
Deposit	07/28/2025		Ahcccs	Deposit		X	4210 · Ambulan...	1,403.26		-48,078.33
Deposit	07/28/2025		BCBS	Deposit		X	4210 · Ambulan...	116.67		-47,961.66
Deposit	07/28/2025		BCBS	Deposit		X	4210 · Ambulan...	123.26		-47,838.40
Deposit	07/28/2025		Centene	Deposit		X	4210 · Ambulan...	3,640.55		-44,197.85
Deposit	07/28/2025		Humana	Deposit		X	4210 · Ambulan...	64.28		-44,133.57
Deposit	07/28/2025		Transport Customers...	Deposit		X	4210 · Ambulan...	2,028.15		-42,105.42
Deposit	07/28/2025		Transport Customers...	Deposit		X	4210 · Ambulan...	32.76		-42,072.66
Deposit	07/28/2025		Transport Customers...	Deposit		X	4210 · Ambulan...	1,400.28		-40,672.38
Deposit	07/28/2025		Noridian	Deposit		X	4210 · Ambulan...	1,352.92		-39,319.46
Deposit	07/28/2025		UHC Community	Deposit		X	4210 · Ambulan...	93.13		-39,226.33
Deposit	07/28/2025		UHC Community	Deposit		X	4210 · Ambulan...	302.57		-38,923.76
Deposit	07/28/2025		United Healthcare	Deposit		X	4210 · Ambulan...	129.12		-38,794.64
Deposit	07/28/2025		United Healthcare	Deposit		X	4210 · Ambulan...	801.01		-37,993.63
Deposit	07/29/2025		AARP Supp	Deposit		X	4210 · Ambulan...	472.50		-37,521.13
Deposit	07/29/2025		Humana	Deposit		X	4210 · Ambulan...	858.32		-36,662.81
Deposit	07/29/2025		Noridian	Deposit		X	4210 · Ambulan...	5,797.62		-30,865.19
Deposit	07/29/2025		OPTUM	Deposit		X	4210 · Ambulan...	711.35		-30,153.84
Deposit	07/29/2025		Palmetto GBA	Deposit		X	4210 · Ambulan...	442.28		-29,711.56
Deposit	07/29/2025		UHC Community	Deposit		X	4210 · Ambulan...	429.38		-29,282.18
Deposit	07/30/2025		AETNA	Deposit		X	4210 · Ambulan...	1,136.96		-28,145.22
Deposit	07/30/2025		BCBS	Deposit		X	4210 · Ambulan...	89.66		-28,055.56
Deposit	07/30/2025		BCBS	Deposit		X	4210 · Ambulan...	236.10		-27,819.46
Deposit	07/30/2025		BCBS	Deposit		X	4210 · Ambulan...	1,551.06		-26,268.40
Deposit	07/30/2025		Centene	Deposit		X	4210 · Ambulan...	237.22		-26,031.18
Deposit	07/30/2025		Centene	Deposit		X	4210 · Ambulan...	308.50		-25,722.68

Superstition Fire & Medical District Transaction Detail by Account July 2025

Type	Date	Num	Name	Memo	Class	Clr	Split	Debit	Credit	Balance
Deposit	07/30/2025		Cigna Edge	Deposit		X	4210 · Ambulan...	1,106.82		-24,615.86
Deposit	07/30/2025		Devoted Health	Deposit		X	4210 · Ambulan...	241.25		-24,374.61
Deposit	07/30/2025		Humana	Deposit		X	4210 · Ambulan...	1,571.33		-22,803.28
Deposit	07/30/2025		Humana	Deposit		X	4210 · Ambulan...	274.65		-22,528.63
Deposit	07/30/2025		Medisun	Deposit		X	4210 · Ambulan...	367.01		-22,161.62
Deposit	07/30/2025		UHC Community	Deposit		X	4210 · Ambulan...	3,908.89		-18,252.73
Deposit	07/30/2025		UHC Community	Deposit		X	4210 · Ambulan...	480.31		-17,772.42
Deposit	07/30/2025		United Healthcare	Deposit		X	4210 · Ambulan...	1,941.18		-15,831.24
Deposit	07/30/2025		United Healthcare	Deposit		X	4210 · Ambulan...	413.12		-15,418.12
Deposit	07/31/2025			Deposit		X	-SPLIT-	1,540.00		-13,878.12
Deposit	07/31/2025		BCBS	Deposit		X	4210 · Ambulan...	925.25		-12,952.87
Deposit	07/31/2025		Centene	Deposit		X	4210 · Ambulan...	8,129.65		-4,823.22
Deposit	07/31/2025		Transport Customers...	Deposit		X	4210 · Ambulan...	866.50		-3,956.72
Deposit	07/31/2025		Noridian	Deposit		X	4210 · Ambulan...	3,629.05		-327.67
Deposit	07/31/2025		United Healthcare	Deposit		X	4210 · Ambulan...	1,470.87		1,143.20
Deposit	07/31/2025		United Healthcare	Deposit		X	4210 · Ambulan...	1,212.44		2,355.64
Deposit	07/31/2025		United Healthcare	Deposit		X	4210 · Ambulan...	1,677.85		4,033.49
Deposit	07/31/2025		United Healthcare	Deposit		X	4210 · Ambulan...	1,055.73		5,089.22
Total 10130 · Ambulance Payroll								386,460.71	381,371.49	5,089.22
10140 · Transport Lockbox										
Deposit	07/01/2025			Deposit		X	4210 · Ambulan...	5,137.76		5,137.76
Deposit	07/02/2025			Deposit		X	-SPLIT-	518.61		5,656.37
Deposit	07/03/2025			Deposit		X	4210 · Ambulan...	1,285.93		6,942.30
Deposit	07/07/2025			Deposit		X	4210 · Ambulan...	5,998.42		12,940.72
Deposit	07/08/2025			Deposit		X	4210 · Ambulan...	1,603.22		14,543.94
Deposit	07/10/2025			Deposit		X	4210 · Ambulan...	3,072.53		17,616.47
Deposit	07/11/2025			Deposit		X	4210 · Ambulan...	10,592.75		28,209.22
Deposit	07/14/2025			Deposit		X	4210 · Ambulan...	11,278.15		39,487.37
Deposit	07/15/2025			Deposit		X	4210 · Ambulan...	9,814.08		49,301.45
Deposit	07/17/2025			Deposit		X	4210 · Ambulan...	555.00		49,856.45
Deposit	07/18/2025			Deposit		X	4210 · Ambulan...	886.15		50,742.60
Deposit	07/21/2025			Deposit		X	4210 · Ambulan...	11,466.37		62,208.97
Deposit	07/22/2025			Deposit		X	4210 · Ambulan...	6,629.25		68,838.22
Deposit	07/24/2025			Deposit		X	4210 · Ambulan...	2,022.08		70,860.30
Transfer	07/24/2025			Funds Transfer		X	10130 · Ambula...		83,616.97	-12,756.67
Deposit	07/25/2025			Deposit		X	4210 · Ambulan...	1,807.17		-10,949.50
Deposit	07/28/2025			Deposit		X	4210 · Ambulan...	25,404.47		14,454.97
Deposit	07/29/2025			Deposit		X	4210 · Ambulan...	1,237.55		15,692.52
General Journal	07/29/2025	890		Deposited Item Retn Unpaid - Pape...		X	4210 · Ambulan...		50.00	15,642.52
Deposit	07/31/2025			Deposit		X	4210 · Ambulan...	790.00		16,432.52
Total 10140 · Transport Lockbox								100,099.49	83,666.97	16,432.52
10150 · Payroll Account										
Check	07/02/2025	EFT				X	21660 · HSA - ...		5,155.94	-5,155.94
General Journal	07/03/2025	891		BILL 07/03/25 Payables Funding		X	1072 · Bill.com ...		283,481.12	-288,637.06
Check	07/03/2025	ACH	Nationwide Retireme...			X	21800 · Pre-Ta...		705.00	-289,342.06
Check	07/03/2025	ACH	Nationwide Retireme...			X	21800 · Pre-Ta...		18,180.83	-307,522.89
Check	07/03/2025	ACH	Health Equity			X	21660 · HSA - ...		20,460.33	-327,983.22
Check	07/03/2025	ACH	Arizona State Retire...			X	21725 · Civilian ...		30,183.48	-358,166.70
General Journal	07/03/2025	887				X	5010.1 · Admin ...		365,863.91	-724,030.61
General Journal	07/03/2025	887				X	5010.1 · Admin ...		94,082.09	-818,112.70
Check	07/07/2025	ACH	PSPRS			X	21700 · Career ...		76,644.79	-894,757.49
Check	07/09/2025	ACH	Nationwide Retireme...			X	21800 · Pre-Ta...		7,448.58	-902,206.07
Check	07/09/2025	ACH	Nationwide Retireme...			X	21800 · Pre-Ta...		7,817.10	-910,023.17
General Journal	07/10/2025	892		BILL 07/10/25 Payables Funding		X	1072 · Bill.com ...		118,814.88	-1,028,838.05

Superstition Fire & Medical District Transaction Detail by Account July 2025

Type	Date	Num	Name	Memo	Class	Clr	Split	Debit	Credit	Balance
Transfer	07/10/2025			Funds Transfer		X	10130 · Ambula...	250,000.00		-778,838.05
Transfer	07/10/2025			Funds Transfer		X	10100 · Fund C...	700,000.00		-78,838.05
Check	07/11/2025	ACH	Nationwide Retireme...			X	21800 · Pre-Ta...		14,777.93	-93,615.98
Check	07/11/2025	ACH	Nationwide Retireme...			X	21800 · Pre-Ta...		32,715.30	-126,331.28
General Journal	07/14/2025	893		BILL 07/14/25 Credit P25040902 - 8...		X	1072 · Bill.com ...	25.00		-126,306.28
Check	07/14/2025	EFT	Bill.com			X	6301 · Compute...		467.30	-126,773.58
General Journal	07/17/2025	898		BILL 07/17/25 Payables Funding		X	1072 · Bill.com ...		127,803.33	-254,576.91
Check	07/17/2025	EFT				X	21660 · HSA - ...		5,069.65	-259,646.56
Check	07/18/2025	ACH	Nationwide Retireme...			X	21800 · Pre-Ta...		700.00	-260,346.56
Check	07/18/2025	ACH	Nationwide Retireme...			X	21800 · Pre-Ta...		7,679.15	-268,025.71
Check	07/18/2025	ACH	Nationwide Retireme...			X	21800 · Pre-Ta...		8,124.07	-276,149.78
Check	07/18/2025	ACH	Nationwide Retireme...			X	21800 · Pre-Ta...		14,818.93	-290,968.71
Check	07/18/2025	ACH	Nationwide Retireme...			X	21800 · Pre-Ta...		33,543.72	-324,512.43
Check	07/18/2025	ACH	Health Equity			X	21660 · HSA - ...		20,886.67	-345,399.10
General Journal	07/18/2025	887				X	5010.1 · Admin ...		371,085.53	-716,484.63
General Journal	07/18/2025	887				X	5010.1 · Admin ...		70,638.27	-787,122.90
General Journal	07/21/2025	899		BILL 07/21/25 Credit P25041602 - 0...		X	1072 · Bill.com ...	31.13		-787,091.77
Check	07/22/2025	EFT				X	21660 · HSA - ...		48.53	-787,140.30
Check	07/22/2025	ACH	Arizona State Retire...			X	21725 · Civilian ...		28,617.18	-815,757.48
Bill Pmt -Check	07/23/2025	ACH	Chase Cardmember ...	Account 4246 3153 8540 3686		X	20000 · Accoun...		10,403.47	-826,160.95
General Journal	07/23/2025	888				X	5010.2 · Operat...		1,434.78	-827,595.73
General Journal	07/23/2025	888				X	5010.2 · Operat...		535.70	-828,131.43
General Journal	07/24/2025	900		BILL 07/24/25 Credit P25070202 - 9...		X	1072 · Bill.com ...	1,458.00		-826,673.43
Transfer	07/24/2025			Funds Transfer		X	10130 · Ambula...	130,000.00		-696,673.43
Transfer	07/24/2025			Funds Transfer		X	10100 · Fund C...	750,000.00		-53,326.57
General Journal	07/25/2025	901		BILL 07/25/25 Payables Funding		X	1072 · Bill.com ...		258,712.22	-205,385.65
General Journal	07/30/2025	902		BILL 07/30/25 Credit P25062502 - 7...		X	1072 · Bill.com ...	195.30		-205,190.35
Check	07/30/2025	ACH	PSPRS			X	21700 · Career ...		84,000.36	-289,190.71
Check	07/31/2025	EFT				X	21660 · HSA - ...		5,245.50	-294,436.21
General Journal	07/31/2025	889		8/1 payroll that posted 7/31- recordi...		X	26400 · Accrue...		443,283.36	-737,719.57
Total 10150 · Payroll Account								1,831,709.43	2,569,429.00	-737,719.57
10400 · Special Revenue Fund										
General Journal	07/31/2025	879		To Record Interest Revenue for July...		X	4250 · Interest I...	1,208.69		1,208.69
Total 10400 · Special Revenue Fund								1,208.69	0.00	1,208.69
1072 · Bill.com Money Out Clearing										
Bill Pmt -Check	07/03/2025	Bill.com	United Fire Equipme...	https://app02.us.bill.com/BillPay?id...			20000 · Accoun...		416.64	-416.64
Bill Pmt -Check	07/03/2025	Bill.com	Bound Tree Medical ...	https://app02.us.bill.com/BillPay?id...			20000 · Accoun...		292.28	-708.92
Bill Pmt -Check	07/03/2025	Bill.com	Pioneer Distributing ...	https://app02.us.bill.com/BillPay?id...			20000 · Accoun...		440.12	-1,149.04
Bill Pmt -Check	07/03/2025	Bill.com	IAFF Health & Wellne...	https://app02.us.bill.com/BillPay?id...			20000 · Accoun...		159,565.93	-160,714.97
Bill Pmt -Check	07/03/2025	Bill.com	Hughes Fire Equipm...	https://app02.us.bill.com/BillPay?id...			20000 · Accoun...		258.38	-160,973.35
Bill Pmt -Check	07/03/2025	Bill.com	Boyett's Family Water...	https://app02.us.bill.com/BillPay?id...			20000 · Accoun...		98.19	-161,071.54
Bill Pmt -Check	07/03/2025	Bill.com	Southwest Ground C...	https://app02.us.bill.com/BillPay?id...			20000 · Accoun...		400.00	-161,471.54
Bill Pmt -Check	07/03/2025	Bill.com	United Fire Equipme...	https://app02.us.bill.com/BillPay?id...			20000 · Accoun...		1,617.45	-163,088.99
Bill Pmt -Check	07/03/2025	Bill.com	Waxie Sanitary Supply	https://app02.us.bill.com/BillPay?id...			20000 · Accoun...		297.63	-163,386.62
Bill Pmt -Check	07/03/2025	Bill.com	Heartfit For Duty LLC	https://app02.us.bill.com/BillPay?id...			20000 · Accoun...		312.95	-163,699.57
Bill Pmt -Check	07/03/2025	Bill.com	Teleflex LLC	https://app02.us.bill.com/BillPay?id...			20000 · Accoun...		600.05	-164,299.62
Bill Pmt -Check	07/03/2025	Bill.com	Southwest Ground C...	https://app02.us.bill.com/BillPay?id...			20000 · Accoun...		400.00	-164,699.62
Bill Pmt -Check	07/03/2025	Bill.com	Mediacom	https://app02.us.bill.com/BillPay?id...			20000 · Accoun...		5,949.04	-170,648.66
Bill Pmt -Check	07/03/2025	Bill.com	Tanner Fox	VOID: https://app02.us.bill.com/Bill...		X	20000 · Accoun...	0.00		-170,648.66
Bill Pmt -Check	07/03/2025	Bill.com	Target Solutions Lear...	https://app02.us.bill.com/BillPay?id...			20000 · Accoun...		8,122.45	-178,771.11
Bill Pmt -Check	07/03/2025	Bill.com	James Vincent Group...	https://app02.us.bill.com/BillPay?id...			20000 · Accoun...		6,600.00	-185,371.11
Bill Pmt -Check	07/03/2025	Bill.com	Wex Bank, Inc.	https://app02.us.bill.com/BillPay?id...			20000 · Accoun...		3,209.56	-188,580.67
Bill Pmt -Check	07/03/2025	Bill.com	San Tan Auto Partne...	https://app02.us.bill.com/BillPay?id...			20000 · Accoun...		435.71	-189,016.38
Bill Pmt -Check	07/03/2025	Bill.com	AAPAK	https://app02.us.bill.com/BillPay?id...			20000 · Accoun...		279.93	-189,296.31

Superstition Fire & Medical District Transaction Detail by Account July 2025

Type	Date	Num	Name	Memo	Class	Clr	Split	Debit	Credit	Balance
Bill Pmt -Check	07/03/2025	Bill.com	7710 Insurance Co, L...	https://app02.us.bill.com/BillPay?id...			20000 · Accoun...		36,186.23	-225,482.54
Bill Pmt -Check	07/03/2025	Bill.com	Mr. John Walka	https://app02.us.bill.com/BillPay?id...			20000 · Accoun...		1,458.00	-226,940.54
Bill Pmt -Check	07/03/2025	Bill.com	Boyetts Family Water...	https://app02.us.bill.com/BillPay?id...			20000 · Accoun...		32.73	-226,973.27
Bill Pmt -Check	07/03/2025	Bill.com	Magic Pest Control	https://app02.us.bill.com/BillPay?id...			20000 · Accoun...		500.00	-227,473.27
Bill Pmt -Check	07/03/2025	Bill.com	Casey R Solem PLLC	https://app02.us.bill.com/BillPay?id...			20000 · Accoun...		10,000.00	-237,473.27
Bill Pmt -Check	07/03/2025	Bill.com	Southwest Gas Corp...	https://app02.us.bill.com/BillPay?id...			20000 · Accoun...		108.74	-237,582.01
Bill Pmt -Check	07/03/2025	Bill.com	Advanced Data Proc...	https://app02.us.bill.com/BillPay?id...			20000 · Accoun...		22,713.46	-260,295.47
Bill Pmt -Check	07/03/2025	Bill.com	Southwest Gas Corp...	https://app02.us.bill.com/BillPay?id...			20000 · Accoun...		30.35	-260,325.82
Bill Pmt -Check	07/03/2025	Bill.com	United Fire Equipme...	https://app02.us.bill.com/BillPay?id...			20000 · Accoun...		648.28	-260,974.10
Bill Pmt -Check	07/03/2025	Bill.com	Arizona Water Comp...	https://app02.us.bill.com/BillPay?id...			20000 · Accoun...		36.72	-261,010.82
Bill Pmt -Check	07/03/2025	Bill.com	AT& T Mobility	https://app02.us.bill.com/BillPay?id...			20000 · Accoun...		2,687.11	-263,697.93
Bill Pmt -Check	07/03/2025	Bill.com	Southwest Gas Corp...	https://app02.us.bill.com/BillPay?id...			20000 · Accoun...		51.41	-263,749.34
Bill Pmt -Check	07/03/2025	Bill.com	Mediacom	https://app02.us.bill.com/BillPay?id...			20000 · Accoun...		537.48	-264,286.82
Bill Pmt -Check	07/03/2025	Bill.com	Boyetts Family Water...	https://app02.us.bill.com/BillPay?id...			20000 · Accoun...		64.02	-264,350.84
Bill Pmt -Check	07/03/2025	Bill.com	Bound Tree Medical ...	https://app02.us.bill.com/BillPay?id...			20000 · Accoun...		4,838.09	-269,188.93
Bill Pmt -Check	07/03/2025	Bill.com	Boyetts Family Water...	https://app02.us.bill.com/BillPay?id...			20000 · Accoun...		65.46	-269,254.39
Bill Pmt -Check	07/03/2025	Bill.com	Boyetts Family Water...	https://app02.us.bill.com/BillPay?id...			20000 · Accoun...		96.40	-269,350.79
Bill Pmt -Check	07/03/2025	Bill.com	ADR Hardware, LLC	https://app02.us.bill.com/BillPay?id...			20000 · Accoun...		26.17	-269,376.96
Bill Pmt -Check	07/03/2025	Bill.com	Heartfit For Duty LLC	https://app02.us.bill.com/BillPay?id...			20000 · Accoun...		5,892.86	-275,269.82
Bill Pmt -Check	07/03/2025	Bill.com	Boyetts Family Water...	https://app02.us.bill.com/BillPay?id...			20000 · Accoun...		98.19	-275,368.01
Bill Pmt -Check	07/03/2025	Bill.com	Engraving Awards an...	https://app02.us.bill.com/BillPay?id...			20000 · Accoun...		473.90	-275,841.91
Bill Pmt -Check	07/03/2025	Bill.com	W. W. Williams Phoenix	https://app02.us.bill.com/BillPay?id...			20000 · Accoun...		1,509.08	-277,350.99
Bill Pmt -Check	07/03/2025	Bill.com	O'Reilly Automotive S...	https://app02.us.bill.com/BillPay?id...			20000 · Accoun...		40.36	-277,391.35
Bill Pmt -Check	07/03/2025	Bill.com	Superstition Safety S...	https://app02.us.bill.com/BillPay?id...			20000 · Accoun...		210.00	-277,601.35
Bill Pmt -Check	07/03/2025	Bill.com	Waxie Sanitary Supply	https://app02.us.bill.com/BillPay?id...			20000 · Accoun...		167.63	-277,768.98
Bill Pmt -Check	07/03/2025	Bill.com	United Fire Equipme...	https://app02.us.bill.com/BillPay?id...			20000 · Accoun...		12.43	-277,781.41
Bill Pmt -Check	07/03/2025	Bill.com	B & B Locksmith LLC	https://app02.us.bill.com/BillPay?id...			20000 · Accoun...		214.00	-277,995.41
Bill Pmt -Check	07/03/2025	Bill.com	Waxie Sanitary Supply	https://app02.us.bill.com/BillPay?id...			20000 · Accoun...		92.57	-278,087.98
Bill Pmt -Check	07/03/2025	Bill.com	Hughes Fire Equipm...	https://app02.us.bill.com/BillPay?id...			20000 · Accoun...		187.24	-278,275.22
Bill Pmt -Check	07/03/2025	Bill.com	United Fire Equipme...	https://app02.us.bill.com/BillPay?id...			20000 · Accoun...		343.15	-278,618.37
Bill Pmt -Check	07/03/2025	Bill.com	Bound Tree Medical ...	https://app02.us.bill.com/BillPay?id...			20000 · Accoun...		1,117.35	-279,735.72
Bill Pmt -Check	07/03/2025	Bill.com	Waxie Sanitary Supply	https://app02.us.bill.com/BillPay?id...			20000 · Accoun...		50.21	-279,785.93
Bill Pmt -Check	07/03/2025	Bill.com	Teleflex LLC	https://app02.us.bill.com/BillPay?id...			20000 · Accoun...		1,200.10	-280,986.03
Bill Pmt -Check	07/03/2025	Bill.com	Arizona PPE Recon I...	https://app02.us.bill.com/BillPay?id...			20000 · Accoun...		584.50	-281,570.53
Bill Pmt -Check	07/03/2025	Bill.com	Arizona Water Comp...	https://app02.us.bill.com/BillPay?id...			20000 · Accoun...		188.80	-281,759.33
Bill Pmt -Check	07/03/2025	Bill.com	Boyetts Family Water...	https://app02.us.bill.com/BillPay?id...			20000 · Accoun...		32.73	-281,792.06
Bill Pmt -Check	07/03/2025	Bill.com	Boyetts Family Water...	https://app02.us.bill.com/BillPay?id...			20000 · Accoun...		64.02	-281,856.08
General Journal	07/03/2025	891		BILL 07/03/25 Payables Funding			10150 · Payroll ...	283,481.12		1,625.04
Bill Pmt -Check	07/03/2025	Bill.com	DEVOTED HEALTH ...	https://app02.us.bill.com/BillPay?id...			20000 · Accoun...		167.04	1,458.00
Bill Pmt -Check	07/10/2025	Bill.com	Republic Services #7 ...	https://app02.us.bill.com/BillPay?id...			20000 · Accoun...		631.71	826.29
Bill Pmt -Check	07/10/2025	Bill.com	Hughes Fire Equipm...	https://app02.us.bill.com/BillPay?id...			20000 · Accoun...		146.76	679.53
Bill Pmt -Check	07/10/2025	Bill.com	Bud's Bulk Ice Servic...	https://app02.us.bill.com/BillPay?id...			20000 · Accoun...		198.76	480.77
Bill Pmt -Check	07/10/2025	Bill.com	Bud's Bulk Ice Servic...	https://app02.us.bill.com/BillPay?id...			20000 · Accoun...		155.32	325.45
Bill Pmt -Check	07/10/2025	Bill.com	Kabat's Frontier Ace ...	https://app02.us.bill.com/BillPay?id...			20000 · Accoun...		61.79	263.66
Bill Pmt -Check	07/10/2025	Bill.com	San Tan Auto Partne...	https://app02.us.bill.com/BillPay?id...			20000 · Accoun...		347.35	-83.69
Bill Pmt -Check	07/10/2025	Bill.com	Bud's Bulk Ice Servic...	https://app02.us.bill.com/BillPay?id...			20000 · Accoun...		259.58	-343.27
Bill Pmt -Check	07/10/2025	Bill.com	Hughes Fire Equipm...	https://app02.us.bill.com/BillPay?id...			20000 · Accoun...		848.98	-1,192.25
Bill Pmt -Check	07/10/2025	Bill.com	O'Reilly Automotive S...	https://app02.us.bill.com/BillPay?id...			20000 · Accoun...		217.21	-1,409.46
Bill Pmt -Check	07/10/2025	Bill.com	W. W. Williams Phoenix	https://app02.us.bill.com/BillPay?id...			20000 · Accoun...		55,425.73	-56,835.19
Bill Pmt -Check	07/10/2025	Bill.com	Kabat's Frontier Ace ...	https://app02.us.bill.com/BillPay?id...			20000 · Accoun...		43.16	-56,878.35
Bill Pmt -Check	07/10/2025	Bill.com	O'Reilly Automotive S...	https://app02.us.bill.com/BillPay?id...			20000 · Accoun...		37.61	-56,915.96
Bill Pmt -Check	07/10/2025	Bill.com	Kabat's Frontier Ace ...	https://app02.us.bill.com/BillPay?id...			20000 · Accoun...		34.36	-56,950.32
Bill Pmt -Check	07/10/2025	Bill.com	Salt River Project	https://app02.us.bill.com/BillPay?id...			20000 · Accoun...		10,820.24	-67,770.56
Bill Pmt -Check	07/10/2025	Bill.com	DOCUSIGN INC	https://app02.us.bill.com/BillPay?id...			20000 · Accoun...		12,279.21	-80,049.77
Bill Pmt -Check	07/10/2025	Bill.com	Waxie Sanitary Supply	https://app02.us.bill.com/BillPay?id...			20000 · Accoun...		92.57	-80,142.34
Bill Pmt -Check	07/10/2025	Bill.com	Support Payment Cle...	https://app02.us.bill.com/BillPay?id...			20000 · Accoun...		1,225.82	-81,368.16
Bill Pmt -Check	07/10/2025	Bill.com	Hafer A/C & Refridge...	https://app02.us.bill.com/BillPay?id...			20000 · Accoun...		19,447.00	-100,815.16

Superstition Fire & Medical District Transaction Detail by Account July 2025

Type	Date	Num	Name	Memo	Class	Clr	Split	Debit	Credit	Balance
Bill Pmt -Check	07/10/2025	Bill.com	Toshiba America Bus...	https://app02.us.bill.com/BillPay?id...			20000 · Accoun...		83.61	-100,898.77
Bill Pmt -Check	07/10/2025	Bill.com	Kabat's Frontier Ace ...	https://app02.us.bill.com/BillPay?id...			20000 · Accoun...		62.36	-100,961.13
Bill Pmt -Check	07/10/2025	Bill.com	Toshiba America Bus...	https://app02.us.bill.com/BillPay?id...			20000 · Accoun...		183.07	-101,144.20
Bill Pmt -Check	07/10/2025	Bill.com	Bud's Bulk Ice Servic...	https://app02.us.bill.com/BillPay?id...			20000 · Accoun...		146.63	-101,290.83
Bill Pmt -Check	07/10/2025	Bill.com	Apache Junction Sew...	https://app02.us.bill.com/BillPay?id...			20000 · Accoun...		122.30	-101,413.13
Bill Pmt -Check	07/10/2025	Bill.com	O'Reilly Automotive S...	https://app02.us.bill.com/BillPay?id...			20000 · Accoun...		41.43	-101,454.56
Bill Pmt -Check	07/10/2025	Bill.com	W.W.Williams Phoenix	https://app02.us.bill.com/BillPay?id...			20000 · Accoun...		25.00	-101,479.56
Bill Pmt -Check	07/10/2025	Bill.com	Prudential Overall Su...	https://app02.us.bill.com/BillPay?id...			20000 · Accoun...		1,805.04	-103,284.60
Bill Pmt -Check	07/10/2025	Bill.com	Banner Occupational ...	https://app02.us.bill.com/BillPay?id...			20000 · Accoun...		450.00	-103,734.60
Bill Pmt -Check	07/10/2025	Bill.com	The Preplanners, LLC	https://app02.us.bill.com/BillPay?id...			20000 · Accoun...		3,000.00	-106,734.60
Bill Pmt -Check	07/10/2025	Bill.com	Verizon Wireless Ser...	https://app02.us.bill.com/BillPay?id...			20000 · Accoun...		1,927.70	-108,662.30
Bill Pmt -Check	07/10/2025	Bill.com	Hafer A/C & Refridge...	https://app02.us.bill.com/BillPay?id...			20000 · Accoun...		875.00	-109,537.30
Bill Pmt -Check	07/10/2025	Bill.com	Identifix	https://app02.us.bill.com/BillPay?id...			20000 · Accoun...		1,428.00	-110,965.30
Bill Pmt -Check	07/10/2025	Bill.com	Bud's Bulk Ice Servic...	https://app02.us.bill.com/BillPay?id...			20000 · Accoun...		133.60	-111,098.90
Bill Pmt -Check	07/10/2025	Bill.com	Hughes Fire Equipm...	https://app02.us.bill.com/BillPay?id...			20000 · Accoun...		82.25	-111,181.15
Bill Pmt -Check	07/10/2025	Bill.com	Banner Baywood Me...	https://app02.us.bill.com/BillPay?id...			20000 · Accoun...		45.50	-111,226.65
Bill Pmt -Check	07/10/2025	Bill.com	City of Mesa	https://app02.us.bill.com/BillPay?id...			20000 · Accoun...		3,900.00	-115,126.65
Bill Pmt -Check	07/10/2025	Bill.com	Bud's Bulk Ice Servic...	https://app02.us.bill.com/BillPay?id...			20000 · Accoun...		458.09	-115,584.74
Bill Pmt -Check	07/10/2025	Bill.com	CenturyLink	https://app02.us.bill.com/BillPay?id...			20000 · Accoun...		341.87	-115,926.61
Bill Pmt -Check	07/10/2025	Bill.com	Factory Motor Parts	https://app02.us.bill.com/BillPay?id...			20000 · Accoun...		137.02	-116,063.63
Bill Pmt -Check	07/10/2025	Bill.com	Kabat's Frontier Ace ...	https://app02.us.bill.com/BillPay?id...			20000 · Accoun...		31.39	-116,095.02
Bill Pmt -Check	07/10/2025	Bill.com	Waxie Sanitary Supply	https://app02.us.bill.com/BillPay?id...			20000 · Accoun...		1,261.86	-117,356.88
General Journal	07/10/2025	892		BILL 07/10/25 Payables Funding			10150 · Payroll ...	118,814.88		1,458.00
General Journal	07/14/2025	893		BILL 07/14/25 Credit P25040902 - 8...			10150 · Payroll ...		25.00	1,433.00
Bill Pmt -Check	07/17/2025	Bill.com	Janice K Siddons	https://app02.us.bill.com/BillPay?id...			20000 · Accoun...		1,743.33	-310.33
Bill Pmt -Check	07/17/2025	Bill.com	Toshiba America Bus...	https://app02.us.bill.com/BillPay?id...			20000 · Accoun...		182.23	-492.56
Bill Pmt -Check	07/17/2025	Bill.com	Arizona PPE Recon I...	https://app02.us.bill.com/BillPay?id...			20000 · Accoun...		125.00	-617.56
Bill Pmt -Check	07/17/2025	Bill.com	United Fire Equipme...	https://app02.us.bill.com/BillPay?id...			20000 · Accoun...		120.62	-738.18
Bill Pmt -Check	07/17/2025	Bill.com	City of Mesa	https://app02.us.bill.com/BillPay?id...			20000 · Accoun...		36,641.28	-37,379.46
Bill Pmt -Check	07/17/2025	Bill.com	United Fire Equipme...	https://app02.us.bill.com/BillPay?id...			20000 · Accoun...		186.05	-37,565.51
Bill Pmt -Check	07/17/2025	Bill.com	Hafer A/C & Refridge...	https://app02.us.bill.com/BillPay?id...			20000 · Accoun...		250.00	-37,815.51
Bill Pmt -Check	07/17/2025	Bill.com	Toshiba America Bus...	https://app02.us.bill.com/BillPay?id...			20000 · Accoun...		83.23	-37,898.74
Bill Pmt -Check	07/17/2025	Bill.com	Freightliner Of Arizon...	https://app02.us.bill.com/BillPay?id...			20000 · Accoun...		679.12	-38,577.86
Bill Pmt -Check	07/17/2025	Bill.com	relevant Digital Marke...	https://app02.us.bill.com/BillPay?id...			20000 · Accoun...		99.00	-38,676.86
Bill Pmt -Check	07/17/2025	Bill.com	DEVOTED HEALTH ...	https://app02.us.bill.com/BillPay?id...			20000 · Accoun...		104.35	-38,781.21
Bill Pmt -Check	07/17/2025	Bill.com	Emdr Transformation...	https://app02.us.bill.com/BillPay?id...			20000 · Accoun...		160.00	-38,941.21
Bill Pmt -Check	07/17/2025	Bill.com	City of Apache Junction	https://app02.us.bill.com/BillPay?id...			20000 · Accoun...		8,385.93	-47,327.14
Bill Pmt -Check	07/17/2025	Bill.com	City of Mesa	https://app02.us.bill.com/BillPay?id...			20000 · Accoun...		25,497.48	-72,824.62
Bill Pmt -Check	07/17/2025	Bill.com	United Fire Equipme...	https://app02.us.bill.com/BillPay?id...			20000 · Accoun...		140.62	-72,965.24
Bill Pmt -Check	07/17/2025	Bill.com	Medline Industries, LP	https://app02.us.bill.com/BillPay?id...			20000 · Accoun...		312.03	-73,277.27
Bill Pmt -Check	07/17/2025	Bill.com	O'Reilly Automotive S...	https://app02.us.bill.com/BillPay?id...			20000 · Accoun...		80.71	-73,357.98
Bill Pmt -Check	07/17/2025	Bill.com	Bound Tree Medical ...	https://app02.us.bill.com/BillPay?id...			20000 · Accoun...		383.99	-73,741.97
Bill Pmt -Check	07/17/2025	Bill.com	Superstition Safety S...	https://app02.us.bill.com/BillPay?id...			20000 · Accoun...		170.00	-73,911.97
Bill Pmt -Check	07/17/2025	Bill.com	United Fire Equipme...	https://app02.us.bill.com/BillPay?id...			20000 · Accoun...		183.12	-74,095.09
Bill Pmt -Check	07/17/2025	Bill.com	Hafer A/C & Refridge...	https://app02.us.bill.com/BillPay?id...			20000 · Accoun...		17,921.65	-92,016.74
Bill Pmt -Check	07/17/2025	Bill.com	Frontier Shop Supplie...	https://app02.us.bill.com/BillPay?id...			20000 · Accoun...		765.60	-92,782.34
Bill Pmt -Check	07/17/2025	Bill.com	City of Mesa	https://app02.us.bill.com/BillPay?id...			20000 · Accoun...		2,095.00	-94,877.34
Bill Pmt -Check	07/17/2025	Bill.com	Professional Sales & ...	https://app02.us.bill.com/BillPay?id...			20000 · Accoun...		383.45	-95,260.79
Bill Pmt -Check	07/17/2025	Bill.com	Waxie Sanitary Supply	https://app02.us.bill.com/BillPay?id...			20000 · Accoun...		456.59	-95,717.38
Bill Pmt -Check	07/17/2025	Bill.com	RV Stripes & Graphic...	https://app02.us.bill.com/BillPay?id...			20000 · Accoun...		237.13	-95,954.51
Bill Pmt -Check	07/17/2025	Bill.com	Mediacom	https://app02.us.bill.com/BillPay?id...			20000 · Accoun...		229.95	-96,184.46
Bill Pmt -Check	07/17/2025	Bill.com	ARIZONA PHYSICIA...	https://app02.us.bill.com/BillPay?id...			20000 · Accoun...		328.16	-96,512.62
Bill Pmt -Check	07/17/2025	Bill.com	First Choice Auto Gla...	https://app02.us.bill.com/BillPay?id...			20000 · Accoun...		486.00	-96,998.62
Bill Pmt -Check	07/17/2025	Bill.com	AAPAK	https://app02.us.bill.com/BillPay?id...			20000 · Accoun...		1,551.35	-98,549.97
Bill Pmt -Check	07/17/2025	Bill.com	United Fire Equipme...	https://app02.us.bill.com/BillPay?id...			20000 · Accoun...		531.35	-99,081.32
Bill Pmt -Check	07/17/2025	Bill.com	Norma Guysinger	https://app02.us.bill.com/BillPay?id...			20000 · Accoun...		182.32	-99,263.64
Bill Pmt -Check	07/17/2025	Bill.com	Professional Sales & ...	https://app02.us.bill.com/BillPay?id...			20000 · Accoun...		741.48	-100,005.12

Superstition Fire & Medical District Transaction Detail by Account July 2025

Type	Date	Num	Name	Memo	Class	Clr	Split	Debit	Credit	Balance
Bill Pmt -Check	07/17/2025	Bill.com	Factory Motor Parts	https://app02.us.bill.com/BillPay?id...	20000	Accoun...			196.21	-100,201.33
Bill Pmt -Check	07/17/2025	Bill.com	Bound Tree Medical ...	https://app02.us.bill.com/BillPay?id...	20000	Accoun...			291.34	-100,492.67
Bill Pmt -Check	07/17/2025	Bill.com	L.N. Curtis & Sons	https://app02.us.bill.com/BillPay?id...	20000	Accoun...			1,952.36	-122,445.03
Bill Pmt -Check	07/17/2025	Bill.com	United Fire Equipme...	https://app02.us.bill.com/BillPay?id...	20000	Accoun...			109.45	-102,554.48
Bill Pmt -Check	07/17/2025	Bill.com	Prophet Network Inte...	https://app02.us.bill.com/BillPay?id...	20000	Accoun...			16,000.00	-118,554.48
Bill Pmt -Check	07/17/2025	Bill.com	BPCWS, PLLC	https://app02.us.bill.com/BillPay?id...	20000	Accoun...			2,997.04	-121,551.52
Bill Pmt -Check	07/17/2025	Bill.com	Bound Tree Medical ...	https://app02.us.bill.com/BillPay?id...	20000	Accoun...			184.92	-121,736.44
Bill Pmt -Check	07/17/2025	Bill.com	San Tan Auto Partne...	https://app02.us.bill.com/BillPay?id...	20000	Accoun...			131.33	-121,867.77
Bill Pmt -Check	07/17/2025	Bill.com	Janice K Witt	https://app02.us.bill.com/BillPay?id...	20000	Accoun...			275.00	-122,142.77
Bill Pmt -Check	07/17/2025	Bill.com	MASA GLOBAL	https://app02.us.bill.com/BillPay?id...	20000	Accoun...			310.00	-122,452.77
Bill Pmt -Check	07/17/2025	Bill.com	Prophet Network Inte...	https://app02.us.bill.com/BillPay?id...	20000	Accoun...			3,672.85	-126,125.62
Bill Pmt -Check	07/17/2025	Bill.com	Waxie Sanitary Supply	https://app02.us.bill.com/BillPay?id...	20000	Accoun...			119.71	-126,245.33
Bill Pmt -Check	07/17/2025	Bill.com	Proshred Security Ari...	https://app02.us.bill.com/BillPay?id...	20000	Accoun...			100.00	-126,345.33
General Journal	07/17/2025	898		BILL 07/17/25 Payables Funding	10150	Payroll ...		127,803.33		1,458.00
General Journal	07/21/2025	899		BILL 07/21/25 Credit P25041602 - 0...	10150	Payroll ...			31.13	1,426.87
General Journal	07/24/2025	900		BILL 07/24/25 Credit P25070202 - 9...	10150	Payroll ...			1,458.00	-31.13
Bill Pmt -Check	07/25/2025	Bill.com	United Fire Equipme...	https://app02.us.bill.com/BillPay?id...	20000	Accoun...			431.32	-462.45
Bill Pmt -Check	07/25/2025	Bill.com	Superstition Safety S...	https://app02.us.bill.com/BillPay?id...	20000	Accoun...			90.00	-552.45
Bill Pmt -Check	07/25/2025	Bill.com	Arizona Water Comp...	https://app02.us.bill.com/BillPay?id...	20000	Accoun...			51.63	-604.08
Bill Pmt -Check	07/25/2025	Bill.com	Bud's Bulk Ice Servic...	https://app02.us.bill.com/BillPay?id...	20000	Accoun...			461.40	-1,065.48
Bill Pmt -Check	07/25/2025	Bill.com	Freightliner Of Arizon...	https://app02.us.bill.com/BillPay?id...	20000	Accoun...			1,778.67	-2,844.15
Bill Pmt -Check	07/25/2025	Bill.com	Waxie Sanitary Supply	https://app02.us.bill.com/BillPay?id...	20000	Accoun...			148.84	-2,992.99
Bill Pmt -Check	07/25/2025	Bill.com	United Fire Equipme...	https://app02.us.bill.com/BillPay?id...	20000	Accoun...			226.13	-3,219.12
Bill Pmt -Check	07/25/2025	Bill.com	United Fire Equipme...	https://app02.us.bill.com/BillPay?id...	20000	Accoun...			750.28	-3,969.40
Bill Pmt -Check	07/25/2025	Bill.com	Bound Tree Medical ...	https://app02.us.bill.com/BillPay?id...	20000	Accoun...			3,741.30	-7,710.70
Bill Pmt -Check	07/25/2025	Bill.com	Waxie Sanitary Supply	https://app02.us.bill.com/BillPay?id...	20000	Accoun...			551.19	-8,261.89
Bill Pmt -Check	07/25/2025	Bill.com	United Fire Equipme...	https://app02.us.bill.com/BillPay?id...	20000	Accoun...			606.13	-8,868.02
Bill Pmt -Check	07/25/2025	Bill.com	Aetna Behavioral He...	https://app02.us.bill.com/BillPay?id...	20000	Accoun...			1,059.84	-9,927.86
Bill Pmt -Check	07/25/2025	Bill.com	Robert Horne Ford	https://app02.us.bill.com/BillPay?id...	20000	Accoun...			255.27	-10,183.13
Bill Pmt -Check	07/25/2025	Bill.com	Bound Tree Medical ...	https://app02.us.bill.com/BillPay?id...	20000	Accoun...			4,982.46	-15,165.59
Bill Pmt -Check	07/25/2025	Bill.com	Arizona Water Comp...	https://app02.us.bill.com/BillPay?id...	20000	Accoun...			51.63	-15,217.22
Bill Pmt -Check	07/25/2025	Bill.com	Arizona Water Comp...	https://app02.us.bill.com/BillPay?id...	20000	Accoun...			36.74	-15,253.96
Bill Pmt -Check	07/25/2025	Bill.com	Jonoco, LLC	https://app02.us.bill.com/BillPay?id...	20000	Accoun...			225.00	-15,478.96
Bill Pmt -Check	07/25/2025	Bill.com	Superstition Safety S...	https://app02.us.bill.com/BillPay?id...	20000	Accoun...			557.50	-16,036.46
Bill Pmt -Check	07/25/2025	Bill.com	O'Reilly Automotive S...	https://app02.us.bill.com/BillPay?id...	20000	Accoun...			14.77	-16,051.23
Bill Pmt -Check	07/25/2025	Bill.com	Tanner Fox	https://app02.us.bill.com/BillPay?id...	20000	Accoun...			399.00	-16,450.23
Bill Pmt -Check	07/25/2025	Bill.com	Bud's Bulk Ice Servic...	https://app02.us.bill.com/BillPay?id...	20000	Accoun...			635.96	-17,086.19
Bill Pmt -Check	07/25/2025	Bill.com	Liberty Utilities AZ	https://app02.us.bill.com/BillPay?id...	20000	Accoun...			68.80	-17,154.99
Bill Pmt -Check	07/25/2025	Bill.com	UKG Inc	https://app02.us.bill.com/BillPay?id...	20000	Accoun...			243.33	-17,398.32
Bill Pmt -Check	07/25/2025	Bill.com	Arizona Propane	https://app02.us.bill.com/BillPay?id...	20000	Accoun...			314.11	-17,712.43
Bill Pmt -Check	07/25/2025	Bill.com	Arizona Water Comp...	https://app02.us.bill.com/BillPay?id...	20000	Accoun...			53.27	-17,765.70
Bill Pmt -Check	07/25/2025	Bill.com	Heartfit For Duty LLC	https://app02.us.bill.com/BillPay?id...	20000	Accoun...			1,088.00	-18,853.70
Bill Pmt -Check	07/25/2025	Bill.com	Arizona Water Comp...	https://app02.us.bill.com/BillPay?id...	20000	Accoun...			86.65	-18,940.35
Bill Pmt -Check	07/25/2025	Bill.com	Bud's Bulk Ice Servic...	https://app02.us.bill.com/BillPay?id...	20000	Accoun...			365.39	-19,305.74
Bill Pmt -Check	07/25/2025	Bill.com	Under the Shield, Inc.	https://app02.us.bill.com/BillPay?id...	20000	Accoun...			1,000.00	-20,305.74
Bill Pmt -Check	07/25/2025	Bill.com	United Fire Equipme...	https://app02.us.bill.com/BillPay?id...	20000	Accoun...			379.38	-20,685.12
Bill Pmt -Check	07/25/2025	Bill.com	O'Reilly Automotive S...	https://app02.us.bill.com/BillPay?id...	20000	Accoun...			37.51	-20,722.63
Bill Pmt -Check	07/25/2025	Bill.com	Vincere Physician's ...	https://app02.us.bill.com/BillPay?id...	20000	Accoun...			600.00	-21,322.63
Bill Pmt -Check	07/25/2025	Bill.com	Apache Junction Wat...	https://app02.us.bill.com/BillPay?id...	20000	Accoun...			284.10	-21,606.73
Bill Pmt -Check	07/25/2025	Bill.com	Arizona Water Comp...	https://app02.us.bill.com/BillPay?id...	20000	Accoun...			295.90	-21,902.63
Bill Pmt -Check	07/25/2025	Bill.com	Superstition Safety S...	https://app02.us.bill.com/BillPay?id...	20000	Accoun...			587.50	-22,490.13
Bill Pmt -Check	07/25/2025	Bill.com	Delta Dental Insuranc...	https://app02.us.bill.com/BillPay?id...	20000	Accoun...			895.96	-23,386.09
Bill Pmt -Check	07/25/2025	Bill.com	United Fire Equipme...	https://app02.us.bill.com/BillPay?id...	20000	Accoun...			176.71	-23,562.80
Bill Pmt -Check	07/25/2025	Bill.com	Arizona Water Comp...	https://app02.us.bill.com/BillPay?id...	20000	Accoun...			286.04	-23,848.84
Bill Pmt -Check	07/25/2025	Bill.com	O'Reilly Automotive S...	https://app02.us.bill.com/BillPay?id...	20000	Accoun...			240.13	-24,088.97
Bill Pmt -Check	07/25/2025	Bill.com	Eagle One Appliance...	https://app02.us.bill.com/BillPay?id...	20000	Accoun...			481.38	-24,570.35
Bill Pmt -Check	07/25/2025	Bill.com	United Fire Equipme...	https://app02.us.bill.com/BillPay?id...	20000	Accoun...			6.65	-24,577.00

Superstition Fire & Medical District Transaction Detail by Account July 2025

Type	Date	Num	Name	Memo	Class	Clr	Split	Debit	Credit	Balance
Bill Pmt -Check	07/25/2025	Bill.com	Support Payment Cle...	https://app02.us.bill.com/BillPay?id...			20000 · Accoun...		1,225.82	-25,802.82
Bill Pmt -Check	07/25/2025	Bill.com	Bud's Bulk Ice Servic...	https://app02.us.bill.com/BillPay?id...			20000 · Accoun...		635.96	-26,438.78
Bill Pmt -Check	07/25/2025	Bill.com	PNC Equipment Fina...	https://app02.us.bill.com/BillPay?id...			20000 · Accoun...		195,139.91	-221,578.69
Bill Pmt -Check	07/25/2025	Bill.com	Apache Junction Unif...	https://app02.us.bill.com/BillPay?id...			20000 · Accoun...		2,756.25	-224,334.94
Bill Pmt -Check	07/25/2025	Bill.com	Bound Tree Medical ...	https://app02.us.bill.com/BillPay?id...			20000 · Accoun...		4,149.43	-228,484.37
Bill Pmt -Check	07/25/2025	Bill.com	Prophet Network Inte...	https://app02.us.bill.com/BillPay?id...			20000 · Accoun...		8,000.00	-236,484.37
Bill Pmt -Check	07/25/2025	Bill.com	Municipal Emergency...	https://app02.us.bill.com/BillPay?id...			20000 · Accoun...		8,059.05	-244,543.42
Bill Pmt -Check	07/25/2025	Bill.com	Superstition Safety S...	https://app02.us.bill.com/BillPay?id...			20000 · Accoun...		492.50	-245,035.92
Bill Pmt -Check	07/25/2025	Bill.com	Arizona Water Comp...	https://app02.us.bill.com/BillPay?id...			20000 · Accoun...		107.84	-245,143.76
Bill Pmt -Check	07/25/2025	Bill.com	Superstition Safety S...	https://app02.us.bill.com/BillPay?id...			20000 · Accoun...		735.00	-245,878.76
Bill Pmt -Check	07/25/2025	Bill.com	United Fire Equipme...	https://app02.us.bill.com/BillPay?id...			20000 · Accoun...		271.01	-246,149.77
Bill Pmt -Check	07/25/2025	Bill.com	United Fire Equipme...	https://app02.us.bill.com/BillPay?id...			20000 · Accoun...		66.03	-246,215.80
Bill Pmt -Check	07/25/2025	Bill.com	Wells Fargo Bank	https://app02.us.bill.com/BillPay?id...			20000 · Accoun...		1,178.08	-247,393.88
Bill Pmt -Check	07/25/2025	Bill.com	United Fire Equipme...	https://app02.us.bill.com/BillPay?id...			20000 · Accoun...		475.01	-247,868.89
Bill Pmt -Check	07/25/2025	Bill.com	Southern Tire Mart, L...	https://app02.us.bill.com/BillPay?id...			20000 · Accoun...		370.86	-248,239.75
Bill Pmt -Check	07/25/2025	Bill.com	Delta Dental Insuranc...	https://app02.us.bill.com/BillPay?id...			20000 · Accoun...		7,355.22	-255,594.97
Bill Pmt -Check	07/25/2025	Bill.com	United Fire Equipme...	https://app02.us.bill.com/BillPay?id...			20000 · Accoun...		140.48	-255,735.45
Bill Pmt -Check	07/25/2025	Bill.com	Arizona Water Comp...	https://app02.us.bill.com/BillPay?id...			20000 · Accoun...		127.59	-255,863.04
Bill Pmt -Check	07/25/2025	Bill.com	Apache Junction Wat...	https://app02.us.bill.com/BillPay?id...			20000 · Accoun...		109.18	-255,972.22
Bill Pmt -Check	07/25/2025	Bill.com	Arizona Department ...	https://app02.us.bill.com/BillPay?id...			20000 · Accoun...		250.00	-256,222.22
Bill Pmt -Check	07/25/2025	Bill.com	LiquidSpring LLC	https://app02.us.bill.com/BillPay?id...			20000 · Accoun...		372.45	-256,594.67
Bill Pmt -Check	07/25/2025	Bill.com	Apache Junction Wat...	https://app02.us.bill.com/BillPay?id...			20000 · Accoun...		65.79	-256,660.46
Bill Pmt -Check	07/25/2025	Bill.com	Liberty Utilities AZ	https://app02.us.bill.com/BillPay?id...			20000 · Accoun...		85.49	-256,745.95
Bill Pmt -Check	07/25/2025	Bill.com	United Fire Equipme...	https://app02.us.bill.com/BillPay?id...			20000 · Accoun...		713.48	-257,459.43
Bill Pmt -Check	07/25/2025	Bill.com	Bound Tree Medical ...	https://app02.us.bill.com/BillPay?id...			20000 · Accoun...		301.07	-257,760.50
Bill Pmt -Check	07/25/2025	Bill.com	Arizona Water Comp...	https://app02.us.bill.com/BillPay?id...			20000 · Accoun...		84.14	-257,844.64
Bill Pmt -Check	07/25/2025	Bill.com	Pitney Bowes Inc	https://app02.us.bill.com/BillPay?id...			20000 · Accoun...		187.64	-258,032.28
Bill Pmt -Check	07/25/2025	Bill.com	Fleetpride, Inc	https://app02.us.bill.com/BillPay?id...			20000 · Accoun...		260.72	-258,293.00
Bill Pmt -Check	07/25/2025	Bill.com	Bud's Bulk Ice Servic...	https://app02.us.bill.com/BillPay?id...			20000 · Accoun...		286.84	-258,579.84
Bill Pmt -Check	07/25/2025	Bill.com	United Fire Equipme...	https://app02.us.bill.com/BillPay?id...			20000 · Accoun...		110.24	-258,690.08
Bill Pmt -Check	07/25/2025	Bill.com	Arizona Water Comp...	https://app02.us.bill.com/BillPay?id...			20000 · Accoun...		53.27	-258,743.35
General Journal	07/25/2025	901		BILL 07/25/25 Payables Funding			10150 · Payroll ...	258,712.22		-31.13
General Journal	07/30/2025	902		BILL 07/30/25 Credit P25062502 - 7...			10150 · Payroll ...		195.30	-226.43
Total 1072 · Bill.com Money Out Clearing								788,811.55	789,037.98	-226.43
11000 · Petty Cash - Accounting										
Bill Pmt -Check	07/08/2025		Cummins Sales and ...	QuickBooks generated zero amount...			20000 · Accoun...	0.00		0.00
Bill Pmt -Check	07/15/2025		Hughes Fire Equipm...	QuickBooks generated zero amount...			20000 · Accoun...	0.00		0.00
Bill Pmt -Check	07/15/2025		Hughes Fire Equipm...	QuickBooks generated zero amount...			20000 · Accoun...	0.00		0.00
Bill Pmt -Check	07/15/2025		Hughes Fire Equipm...	QuickBooks generated zero amount...			20000 · Accoun...	0.00		0.00
Bill Pmt -Check	07/22/2025		Hughes Fire Equipm...	QuickBooks generated zero amount...			20000 · Accoun...	0.00		0.00
Bill Pmt -Check	07/22/2025		Hughes Fire Equipm...	QuickBooks generated zero amount...			20000 · Accoun...	0.00		0.00
Bill Pmt -Check	07/29/2025		Hughes Fire Equipm...	QuickBooks generated zero amount...			20000 · Accoun...	0.00		0.00
Bill Pmt -Check	07/29/2025		W.W.Williams Phoenix	QuickBooks generated zero amount...			20000 · Accoun...	0.00		0.00
Total 11000 · Petty Cash - Accounting								0.00	0.00	0.00
TOTAL								3,211,499.08	5,273,555.44	-2,062,056.36



Superstition Fire and Medical District

Fiscal Year Begins: Jul-25

Twelve-Month Cash Flow

Superstition Fire and Medical District

	Beginning	Jul-25	Aug-25	Sep-25	Oct-25	Nov-25	Dec-25	Jan-26	Feb-26	Mar-26	Apr-26	May-26	Jun-26	Monthly Average	Overview
Cash Summary															
Cash on Hand (beginning of month)	8,740,274	8,740,274	6,678,443	4,667,954	4,681,009	11,835,564	12,283,919	12,643,065	11,479,937	10,694,395	10,076,871	10,019,150	13,271,705	9,756,023	
Cash Available (on hand + receipts, before cash out)	8,740,274	9,249,570	7,430,597	6,685,254	13,872,009	14,354,864	14,992,619	14,322,265	12,721,237	12,008,195	12,174,771	15,225,450	14,929,748	12,330,548	
Cash Position (end of month)	8,740,274	6,678,443	4,667,954	4,681,009	11,835,564	12,283,919	12,643,065	11,479,937	10,694,395	10,076,871	10,019,150	13,271,705	8,955,434	9,773,953	
Cash Receipts															
Tax Levy Revenue		77,447	211,453	1,491,400	8,738,700	2,002,400	2,048,900	1,101,600	666,600	724,500	1,514,300	4,641,400	276,262	1,957,914	
Non-Tax Levy Revenue		431,850	540,700	525,900	452,300	516,900	659,800	577,600	574,700	589,300	583,600	564,900	681,906	558,288	
Transfers		0	0	0	0	0	0	0	0	0	0	0	699,875	58,323	
Total Cash Receipts		509,297	752,153	2,017,300	9,191,000	2,519,300	2,708,700	1,679,200	1,241,300	1,313,800	2,097,900	5,206,300	1,658,043	2,574,524	
Cash Paid Out															
Disbursements		2,571,127	2,762,643	2,004,245	2,036,445	2,070,945	2,349,554	2,842,328	2,026,842	1,931,324	2,155,621	1,953,745	3,974,314	2,389,928	
Transfers		0	0	0	0	0	0	0	0	0	0	0	2,000,000	166,667	
Total Cash Paid Out		2,571,127	2,762,643	2,004,245	2,036,445	2,070,945	2,349,554	2,842,328	2,026,842	1,931,324	2,155,621	1,953,745	5,974,314	2,556,594	
	(Actual)	(Budget)	(Budget)	(Budget)	(Budget)	(Budget)	(Budget)	(Budget)	(Budget)	(Budget)	(Budget)	(Budget)	(Budget)	(Budget)	

*This includes the General Fund, Transport Services Fund and Special Revenue Fund