



## Superstition Fire and Medical District

### Monthly Financial Report

#### Monthly Financial Report – June 2025

Attached are the following for your information and review:

1. Balance Sheet as of June 30, 2025.
2. Summary of reconciled cash balances on June 30, 2025.
3. Income Statement of Revenues and Expenditures for June 2025, including budget to actual and year-to-date balances.
4. PPT Graphs
5. June 2025 Disbursements.
6. 12-Month Cash Flow.

Key points:

- Total Revenue for June was \$875,177, which was \$322,996 under budget.
  - Tax Levy Revenue for June was \$443,544 under budget driven by property tax collections and SRP contributions.
  - Non-Tax Levy Revenue for June was \$670,109, which was \$120,547 over budget.
    - Driven by an increase in Transport Revenue, Interest Income and Safe and Smart Income.
- Total Expenses for June were \$3,376,880, which were \$268,837 over budget.
  - Personnel expenses were over budget by \$238,940 driven by timing of the sick and vacation leave payouts.
  - Vehicles and equipment expenses were under budget by \$47,230, driven by lower firefighting equipment and PPE costs.
  - Communications and IT expenses were over budget by \$85,624, driven by timing of dispatch costs from the City of Mesa – three months were recorded in June.
  - Managerial expenses were over budget by \$13,172 driven by timing of medical director contract fees and an increase in professional fees for High Ground consulting.
- Total Year-to-Date Revenue is \$27,992,571, which is \$1,078,572 over budget driven by increase in transport revenue throughout the year and higher than anticipated interest earnings.
- Total Year-to-Date Expenses are \$24,714,281 which is under budget by \$738,516, primarily driven by lower overtime needs as well as lower costs for firefighting equipment.
- Total Cash as of June 2025 was \$15,246,020, which is up \$2,354,311 from last year.

Please contact Ben Archer-Clowes for any questions or concerns regarding this report.

**Superstition Fire & Medical District**  
**Balance Sheet Prev Year Comparison**  
As of June 30, 2025

|  | Jun 30, 25                  | Jun 30, 24                  | \$ Change                  |
|--|-----------------------------|-----------------------------|----------------------------|
| <b>ASSETS</b>                          |                             |                             |                            |
| <b>Current Assets</b>                  |                             |                             |                            |
| <b>Checking/Savings</b>                |                             |                             |                            |
| 10100 · Fund Cash - General (M&O)      | 6,737,041.23                | 5,883,022.78                | 854,018.45                 |
| 10120 · Ambulance Operating            | 25,009.36                   | 23,490.93                   | 1,518.43                   |
| 10130 · Ambulance Payroll              | 255,594.98                  | 246,062.65                  | 9,532.33                   |
| 10140 · Transport Lockbox              | 64,778.75                   | 129,237.10                  | -64,458.35                 |
| 10150 · Payroll Account                | 1,315,245.04                | 660,177.61                  | 655,067.43                 |
| 10200 · Fund Cash - Capital Projects   | 2,850,216.14                | 2,259,054.08                | 591,162.06                 |
| 10400 · Special Revenue Fund           | 342,604.43                  | 118,783.61                  | 223,820.82                 |
| 10500 · Fund Cash - Bond Proceeds 2006 | 58,824.00                   | 81,411.53                   | -22,587.53                 |
| 10600 · Debt Retirement Interest       | 5,040.64                    | 9,139.13                    | -4,098.49                  |
| 10700 · Contingency Reserve Fund Cash  | 3,591,665.29                | 3,481,229.20                | 110,436.09                 |
| 11000 · Petty Cash - Accounting        | 0.00                        | 100.00                      | -100.00                    |
| <b>Total Checking/Savings</b>          | <b>15,246,019.86</b>        | <b>12,891,708.62</b>        | <b>2,354,311.24</b>        |
| <b>Accounts Receivable</b>             |                             |                             |                            |
| 13000 · Accounts Receivable            | 1,139,767.54                | 1,141,880.65                | -2,113.11                  |
| <b>Total Accounts Receivable</b>       | <b>1,139,767.54</b>         | <b>1,141,880.65</b>         | <b>-2,113.11</b>           |
| <b>Other Current Assets</b>            |                             |                             |                            |
| 12001 · Undeposited Funds              | 20.00                       | 0.00                        | 20.00                      |
| <b>Total Other Current Assets</b>      | <b>20.00</b>                | <b>0.00</b>                 | <b>20.00</b>               |
| <b>Total Current Assets</b>            | <b>16,385,807.40</b>        | <b>14,033,589.27</b>        | <b>2,352,218.13</b>        |
| <b>Fixed Assets</b>                    |                             |                             |                            |
| 17001 · Vehicles                       | 4,967,341.00                | 4,967,341.00                | 0.00                       |
| 17010 · Machinery and Equipment        | 1,070,536.00                | 1,070,536.00                | 0.00                       |
| 17020 · Land                           | 1,241,806.00                | 1,241,806.00                | 0.00                       |
| 17030 · Building and Improvements      | 3,469,711.00                | 3,469,711.00                | 0.00                       |
| 17040 · Leasehold Improvements         | 88,209.00                   | 88,209.00                   | 0.00                       |
| <b>Total Fixed Assets</b>              | <b>10,837,603.00</b>        | <b>10,837,603.00</b>        | <b>0.00</b>                |
| <b>Other Assets</b>                    |                             |                             |                            |
| 16000 · Prepaid Items                  | 179,234.41                  | 110,956.54                  | 68,277.87                  |
| 17050 · Investment in Joint Venture    | 158,227.00                  | 158,227.00                  | 0.00                       |
| 18000 · ASRS OPEB Asset                | 73,007.00                   | 73,007.00                   | 0.00                       |
| 18005 · PSPRS OPEB Asset               | 6,639.00                    | 6,639.00                    | 0.00                       |
| 18010 · Deferred Outflows PSPRS        | 633,397.00                  | 633,397.00                  | 0.00                       |
| 18015 · Deferred Outflows ASRS         | 7,738.00                    | 7,738.00                    | 0.00                       |
| 19000 · Suspense                       | 0.00                        | 0.81                        | -0.81                      |
| 19001 · Medical Inventory              | 115,444.00                  | 115,444.00                  | 0.00                       |
| <b>Total Other Assets</b>              | <b>1,173,686.41</b>         | <b>1,105,409.35</b>         | <b>68,277.06</b>           |
| <b>TOTAL ASSETS</b>                    | <b><u>28,397,096.81</u></b> | <b><u>25,976,601.62</u></b> | <b><u>2,420,495.19</u></b> |
| <b>LIABILITIES &amp; EQUITY</b>        |                             |                             |                            |
| <b>Liabilities</b>                     |                             |                             |                            |
| <b>Current Liabilities</b>             |                             |                             |                            |
| <b>Accounts Payable</b>                |                             |                             |                            |
| 20000 · Accounts Payable               | 379,227.57                  | 455,175.87                  | -75,948.30                 |
| <b>Total Accounts Payable</b>          | <b>379,227.57</b>           | <b>455,175.87</b>           | <b>-75,948.30</b>          |
| <b>Credit Cards</b>                    |                             |                             |                            |
| 21002 · Chase Credit Card              | 0.00                        | 8,330.79                    | -8,330.79                  |
| <b>Total Credit Cards</b>              | <b>0.00</b>                 | <b>8,330.79</b>             | <b>-8,330.79</b>           |
| <b>Other Current Liabilities</b>       |                             |                             |                            |
| 21000 · Payroll Liabilities            | 832,450.02                  | 625,742.94                  | 206,707.08                 |
| 21100 · Compensated Absenses           | 3,063,026.00                | 3,063,026.00                | 0.00                       |

**Superstition Fire & Medical District**  
**Balance Sheet Prev Year Comparison**  
As of June 30, 2025

|  | Jun 30, 25                  | Jun 30, 24                  | \$ Change                  |
|--|-----------------------------|-----------------------------|----------------------------|
| 21250 · Sales Tax Payable              | 34.41                       | 0.00                        | 34.41                      |
| 24020 · Accrued Interest Expense       | 16,346.00                   | 16,346.00                   | 0.00                       |
| 26000 · Deferred Revenue               | 914,538.00                  | 914,538.00                  | 0.00                       |
| 27000 · Bond Payable                   | 30,537,000.00               | 30,537,000.00               | 0.00                       |
| 27005 · Unamortized GADA Bond          | 73,211.00                   | 73,211.00                   | 0.00                       |
| 27010 · Ambulance Lease Agreement      | 169,980.00                  | 169,980.00                  | 0.00                       |
| 27015 · Capital Lease Agreements       | 918,596.00                  | 918,596.00                  | 0.00                       |
| 29000 · Deferred Inflows PSPRS         | 180,362.00                  | 180,362.00                  | 0.00                       |
| 29010 · Deferred Inflows ASRS          | 46,105.00                   | 46,105.00                   | 0.00                       |
| 29020 · Net Pension Liability PSPRS    | 3,038,177.00                | 3,038,177.00                | 0.00                       |
| <b>Total Other Current Liabilities</b> | <b>39,789,825.43</b>        | <b>39,583,083.94</b>        | <b>206,741.49</b>          |
| <b>Total Current Liabilities</b>       | <b>40,169,053.00</b>        | <b>40,046,590.60</b>        | <b>122,462.40</b>          |
| <b>Total Liabilities</b>               | <b>40,169,053.00</b>        | <b>40,046,590.60</b>        | <b>122,462.40</b>          |
| <b>Equity</b>                          |                             |                             |                            |
| 31000 · Fund Balance                   | -17,113,564.00              | -17,113,564.00              | 0.00                       |
| 32000 · Retained Earnings              | 3,043,575.02                | 53,593.91                   | 2,989,981.11               |
| Net Income                             | 2,298,032.79                | 2,989,981.11                | -691,948.32                |
| <b>Total Equity</b>                    | <b>-11,771,956.19</b>       | <b>-14,069,988.98</b>       | <b>2,298,032.79</b>        |
| <b>TOTAL LIABILITIES &amp; EQUITY</b>  | <b><u>28,397,096.81</u></b> | <b><u>25,976,601.62</u></b> | <b><u>2,420,495.19</u></b> |

Superstition Fire and Medical District  
Reconciliation Summary  
Period Ending 06/30/2025

|  | <b>General Fund<br/>6/30/2025</b>                 | <b>Ambulance<br/>Operating<br/>6/30/2025</b>      | <b>Capital Projects<br/>6/30/2025</b>      | <b>Special Revenue<br/>Fund<br/>6/30/2025</b> | <b>Bond Proceeds<br/>6/30/2025</b>   |
|--|---|---|--|---|--------------------------------------|
| <b>Beginning Balance</b>                 | 9,438,136.26                                      | 27,612.65   | 2,527,942.08                               | 341,325.33                                    | 690,205.25                           |
| <b>Cleared Transactions</b>              |   |   |  |   |                                      |
| <b>Checks and Payments</b>               | (3,073,848.89)                                    | -   | -  | -   | (639,000.00)                         |
| <b>Deposits and Credits</b>              | 399,369.96  | 104.65  | 322,274.06                                 | 1,279.10                                      | 7,618.75                             |
| <b>Total Cleared Transactions</b>        | <u>(2,674,478.93)</u>                             | <u>104.65</u>                                     | <u>322,274.06</u>                          | <u>1,279.10</u>                               | <u>(631,381.25)</u>                  |
| <b>Cleared Balance</b>                   | <u><b>6,763,657.33</b></u>                        | <u><b>27,717.30</b></u>                           | <u><b>2,850,216.14</b></u>                 | <u><b>342,604.43</b></u>                      | <u><b>58,824.00</b></u>              |
| <b>Uncleared Transactions</b>            |   |   |  |   |                                      |
| <b>Checks and Payments</b>               | (26,616.10)                                       | (2,707.94)  | -  | -   | -                                    |
| <b>Deposits and Credits</b>              | -   | -   | -  | -   | -                                    |
| <b>Total Uncleared Transactions</b>      | <u>(26,616.10)</u>                                | <u>(2,707.94)</u>                                 | <u>-</u>                                   | <u>-</u>                                      | <u>-</u>                             |
| <b>Register Balance as of 06/30/2025</b> | <u><b>6,737,041.23</b></u>                        | <u><b>25,009.36</b></u>                           | <u><b>2,850,216.14</b></u>                 | <u><b>342,604.43</b></u>                      | <u><b>58,824.00</b></u>              |
|  |   |   |  |   |                                      |
|  | <b>Debt Retirement<br/>Interest<br/>6/30/2025</b> | <b>Contingency<br/>Reserve Fund<br/>6/30/2025</b> | <b>Transport<br/>Lockbox<br/>6/30/2025</b> | <b>Ground<br/>Transportaion<br/>6/30/2025</b> | <b>Payroll Account<br/>6/30/2025</b> |
| <b>Beginning Balance</b>                 | 32,460.67   | 3,578,084.98                                      | 70,533.84                                  | 311,212.20                                    | 1,132,454.03                         |
| <b>Cleared Transactions</b>              |   |   |  |   |                                      |
| <b>Checks and Payments</b>               | (27,974.55)                                       | -   | (116,841.48)                               | (551,655.45)                                  | (1,891,780.15)                       |
| <b>Deposits and Credits</b>              | 554.52  | 13,580.31   | 111,086.39                                 | 496,038.23                                    | 2,101,985.56                         |
| <b>Total Cleared Transactions</b>        | <u>(27,420.03)</u>                                | <u>13,580.31</u>                                  | <u>(5,755.09)</u>                          | <u>(55,617.22)</u>                            | <u>210,205.41</u>                    |
|  | <u><b>5,040.64</b></u>                            | <u><b>3,591,665.29</b></u>                        | <u><b>64,778.75</b></u>                    | <u><b>255,594.98</b></u>                      | <u><b>1,342,659.44</b></u>           |
| <b>Uncleared Transactions</b>            |   |   |  |   |                                      |
| <b>Checks and Payments</b>               | -   | -   | -  | -   | (27,414.40)                          |
| <b>Deposits and Credits</b>              | -   | -   | -  | -   | -                                    |
| <b>Total Uncleared Transactions</b>      | <u>-</u>  | <u>-</u>  | <u>-</u>                                   | <u>-</u>                                      | <u>(27,414.40)</u>                   |
| <b>Register Balance as of 06/30/2025</b> | <u><b>5,040.64</b></u>                            | <u><b>3,591,665.29</b></u>                        | <u><b>64,778.75</b></u>                    | <u><b>255,594.98</b></u>                      | <u><b>1,315,245.04</b></u>           |

## Superstition Fire & Medical District Profit & Loss Budget Performance June 2025

|   | Jun 25               | Budget               | \$ Over Budget    | Jul '24 - Jun 25    | YTD Budget        | \$ Over Budget      | Annual Budget     |
|---|----------------------|----------------------|-------------------|---------------------|-------------------|---------------------|-------------------|
| <b>Ordinary Income/Expense</b>              |                      |                      |                   |                     |                   |                     |                   |
| <b>Income</b>                               |                      |                      |                   |                     |                   |                     |                   |
| <b>4000 · Tax Levy Revenue</b>              | 205,067.19           | 648,611.00           | -443,543.81       | 21,470,209.55       | 21,764,811.00     | -294,601.45         | 21,764,811.00     |
| <b>4200 · Non-Tax Levy Revenue</b>          | 670,109.37           | 549,562.00           | 120,547.37        | 6,522,361.19        | 5,443,789.00      | 1,078,572.19        | 5,443,789.00      |
| <b>Total Income</b>                         | 875,176.56           | 1,198,173.00         | -322,996.44       | 27,992,570.74       | 27,208,600.00     | 783,970.74          | 27,208,600.00     |
| <b>Gross Profit</b>                         | 875,176.56           | 1,198,173.00         | -322,996.44       | 27,992,570.74       | 27,208,600.00     | 783,970.74          | 27,208,600.00     |
| <b>Expense</b>                              |                      |                      |                   |                     |                   |                     |                   |
| <b>5000 · Personnel Expenses</b>            | 3,015,051.84         | 2,776,111.50         | 238,940.34        | 20,999,700.28       | 21,133,207.00     | -133,506.72         | 21,133,207.00     |
| <b>6100 · Building and Land</b>             | 24,616.91            | 42,989.00            | -18,372.09        | 563,822.07          | 541,309.00        | 22,513.07           | 541,309.00        |
| <b>6200 · Vehicles &amp; Equipment</b>      | 77,709.94            | 124,940.00           | -47,230.06        | 1,185,325.23        | 1,507,332.00      | -322,006.77         | 1,507,332.00      |
| <b>6300 · Communication/IT</b>              | 178,665.25           | 93,041.00            | 85,624.25         | 931,763.45          | 1,111,498.00      | -179,734.55         | 1,111,498.00      |
| <b>6400 · Travel &amp; Training</b>         | 23,281.07            | 26,578.00            | -3,296.93         | 214,744.82          | 303,569.00        | -88,824.18          | 303,569.00        |
| <b>7100 · Managerial Expense</b>            | 57,554.63            | 44,383.00            | 13,171.63         | 818,925.49          | 855,882.00        | -36,956.51          | 855,882.00        |
| <b>Total Expense</b>                        | 3,376,879.64         | 3,108,042.50         | 268,837.14        | 24,714,281.34       | 25,452,797.00     | -738,515.66         | 25,452,797.00     |
| <b>Net Ordinary Income</b>                  | -2,501,703.08        | -1,909,869.50        | -591,833.58       | 3,278,289.40        | 1,755,803.00      | 1,522,486.40        | 1,755,803.00      |
| <b>Other Income/Expense</b>                 |                      |                      |                   |                     |                   |                     |                   |
| <b>Other Income</b>                         |                      |                      |                   |                     |                   |                     |                   |
| <b>9001 · Transfers In from Other Funds</b> | 0.00                 | 268,252.00           | -268,252.00       | 0.00                | 268,252.00        | -268,252.00         | 268,252.00        |
| <b>Total Other Income</b>                   | 0.00                 | 268,252.00           | -268,252.00       | 0.00                | 268,252.00        | -268,252.00         | 268,252.00        |
| <b>Other Expense</b>                        |                      |                      |                   |                     |                   |                     |                   |
| <b>8500 · Debt Payments</b>                 | 0.00                 | 0.00                 | 0.00              | 175,147.68          | 175,148.00        | -0.32               | 175,148.00        |
| <b>9501 · Transfers Out to other Funds</b>  | 547,413.00           | 1,547,413.00         | -1,000,000.00     | 1,547,413.00        | 1,547,413.00      | 0.00                | 1,547,413.00      |
| <b>Total Other Expense</b>                  | 547,413.00           | 1,547,413.00         | -1,000,000.00     | 1,722,560.68        | 1,722,561.00      | -0.32               | 1,722,561.00      |
| <b>Net Other Income</b>                     | -547,413.00          | -1,279,161.00        | 731,748.00        | -1,722,560.68       | -1,454,309.00     | -268,251.68         | -1,454,309.00     |
| <b>Net Income</b>                           | <b>-3,049,116.08</b> | <b>-3,189,030.50</b> | <b>139,914.42</b> | <b>1,555,728.72</b> | <b>301,494.00</b> | <b>1,254,234.72</b> | <b>301,494.00</b> |

## Superstition Fire & Medical District Profit & Loss Budget Performance - General Fund June 2025

|   | Jun 25               | Budget               | \$ Over Budget    | Jul '24 - Jun 25    | YTD Budget        | \$ Over Budget    | Annual Budget     |
|---|----------------------|----------------------|-------------------|---------------------|-------------------|-------------------|-------------------|
| <b>Ordinary Income/Expense</b>              |                      |                      |                   |                     |                   |                   |                   |
| <b>Income</b>                               |                      |                      |                   |                     |                   |                   |                   |
| <b>4000 · Tax Levy Revenue</b>              | 205,067.19           | 648,611.00           | -443,543.81       | 21,470,209.55       | 21,764,811.00     | -294,601.45       | 21,764,811.00     |
| <b>4200 · Non-Tax Levy Revenue</b>          | 267,280.21           | 186,097.00           | 81,183.21         | 1,198,936.90        | 707,897.00        | 491,039.90        | 707,897.00        |
| <b>Total Income</b>                         | 472,347.40           | 834,708.00           | -362,360.60       | 22,669,146.45       | 22,472,708.00     | 196,438.45        | 22,472,708.00     |
| <b>Gross Profit</b>                         | 472,347.40           | 834,708.00           | -362,360.60       | 22,669,146.45       | 22,472,708.00     | 196,438.45        | 22,472,708.00     |
| <b>Expense</b>                              |                      |                      |                   |                     |                   |                   |                   |
| <b>5000 · Personnel Expenses</b>            | 2,755,812.71         | 2,539,807.50         | 216,005.21        | 17,946,587.72       | 18,144,318.00     | -197,730.28       | 18,144,318.00     |
| <b>6100 · Building and Land</b>             | 17,838.03            | 31,949.00            | -14,110.97        | 385,407.31          | 407,829.00        | -22,421.69        | 407,829.00        |
| <b>6200 · Vehicles &amp; Equipment</b>      | 43,642.38            | 80,943.00            | -37,300.62        | 628,388.18          | 979,247.00        | -350,858.82       | 979,247.00        |
| <b>6300 · Communication/IT</b>              | 95,401.27            | 56,566.00            | 38,835.27         | 502,221.22          | 673,699.00        | -171,477.78       | 673,699.00        |
| <b>6400 · Travel &amp; Training</b>         | 22,839.50            | 24,705.00            | -1,865.50         | 191,269.99          | 281,169.00        | -89,899.01        | 281,169.00        |
| <b>7100 · Managerial Expense</b>            | 18,645.68            | 17,729.00            | 916.68            | 427,341.11          | 486,727.00        | -59,385.89        | 486,727.00        |
| <b>Total Expense</b>                        | 2,954,179.57         | 2,751,699.50         | 202,480.07        | 20,081,215.53       | 20,972,989.00     | -891,773.47       | 20,972,989.00     |
| <b>Net Ordinary Income</b>                  | -2,481,832.17        | -1,916,991.50        | -564,840.67       | 2,587,930.92        | 1,499,719.00      | 1,088,211.92      | 1,499,719.00      |
| <b>Other Income/Expense</b>                 |                      |                      |                   |                     |                   |                   |                   |
| <b>Other Income</b>                         |                      |                      |                   |                     |                   |                   |                   |
| <b>9001 · Transfers In from Other Funds</b> | 0.00                 | 268,252.00           | -268,252.00       | 0.00                | 268,252.00        | -268,252.00       | 268,252.00        |
| <b>Total Other Income</b>                   | 0.00                 | 268,252.00           | -268,252.00       | 0.00                | 268,252.00        | -268,252.00       | 268,252.00        |
| <b>Other Expense</b>                        |                      |                      |                   |                     |                   |                   |                   |
| <b>9501 · Transfers Out to other Funds</b>  | 547,413.00           | 1,547,413.00         | -1,000,000.00     | 1,547,413.00        | 1,547,413.00      | 0.00              | 1,547,413.00      |
| <b>Total Other Expense</b>                  | 547,413.00           | 1,547,413.00         | -1,000,000.00     | 1,547,413.00        | 1,547,413.00      | 0.00              | 1,547,413.00      |
| <b>Net Other Income</b>                     | -547,413.00          | -1,279,161.00        | 731,748.00        | -1,547,413.00       | -1,279,161.00     | -268,252.00       | -1,279,161.00     |
| <b>Net Income</b>                           | <b>-3,029,245.17</b> | <b>-3,196,152.50</b> | <b>166,907.33</b> | <b>1,040,517.92</b> | <b>220,558.00</b> | <b>819,959.92</b> | <b>220,558.00</b> |

**Superstition Fire & Medical District**  
**Profit & Loss Budget Performance - Transport Services Fund**  
**June 2025**

|  | <u>Jun 25</u>     | <u>Budget</u>   | <u>\$ Over Budget</u> | <u>Jul '24 - Jun 25</u> | <u>YTD Budget</u> | <u>\$ Over Budget</u> | <u>Annual Budget</u> |
|--|-------------------|-----------------|-----------------------|-------------------------|-------------------|-----------------------|----------------------|
| <b>Ordinary Income/Expense</b>         |                   |                 |                       |                         |                   |                       |                      |
| <b>Income</b>                          |                   |                 |                       |                         |                   |                       |                      |
| <b>4200 · Non-Tax Levy Revenue</b>     | 402,829.16        | 363,465.00      | 39,364.16             | 5,323,424.29            | 4,735,892.00      | 587,532.29            | 4,735,892.00         |
| <b>Total Income</b>                    | 402,829.16        | 363,465.00      | 39,364.16             | 5,323,424.29            | 4,735,892.00      | 587,532.29            | 4,735,892.00         |
| <b>Gross Profit</b>                    | 402,829.16        | 363,465.00      | 39,364.16             | 5,323,424.29            | 4,735,892.00      | 587,532.29            | 4,735,892.00         |
| <b>Expense</b>                         |                   |                 |                       |                         |                   |                       |                      |
| <b>5000 · Personnel Expenses</b>       | 259,239.13        | 236,304.00      | 22,935.13             | 3,053,112.56            | 2,988,889.00      | 64,223.56             | 2,988,889.00         |
| <b>6100 · Building and Land</b>        | 6,778.88          | 11,040.00       | -4,261.12             | 178,414.76              | 133,480.00        | 44,934.76             | 133,480.00           |
| <b>6200 · Vehicles &amp; Equipment</b> | 34,067.56         | 43,997.00       | -9,929.44             | 556,937.05              | 528,085.00        | 28,852.05             | 528,085.00           |
| <b>6300 · Communication/IT</b>         | 83,263.98         | 36,475.00       | 46,788.98             | 429,542.23              | 437,799.00        | -8,256.77             | 437,799.00           |
| <b>6400 · Travel &amp; Training</b>    | 441.57            | 1,873.00        | -1,431.43             | 23,474.83               | 22,400.00         | 1,074.83              | 22,400.00            |
| <b>7100 · Managerial Expense</b>       | 38,908.95         | 26,654.00       | 12,254.95             | 391,584.38              | 369,155.00        | 22,429.38             | 369,155.00           |
| <b>Total Expense</b>                   | 422,700.07        | 356,343.00      | 66,357.07             | 4,633,065.81            | 4,479,808.00      | 153,257.81            | 4,479,808.00         |
| <b>Net Ordinary Income</b>             | -19,870.91        | 7,122.00        | -26,992.91            | 690,358.48              | 256,084.00        | 434,274.48            | 256,084.00           |
| <b>Other Income/Expense</b>            |                   |                 |                       |                         |                   |                       |                      |
| <b>Other Expense</b>                   |                   |                 |                       |                         |                   |                       |                      |
| <b>8500 · Debt Payments</b>            | 0.00              | 0.00            | 0.00                  | 175,147.68              | 175,148.00        | -0.32                 | 175,148.00           |
| <b>Total Other Expense</b>             | 0.00              | 0.00            | 0.00                  | 175,147.68              | 175,148.00        | -0.32                 | 175,148.00           |
| <b>Net Other Income</b>                | 0.00              | 0.00            | 0.00                  | -175,147.68             | -175,148.00       | 0.32                  | -175,148.00          |
| <b>Net Income</b>                      | <b>-19,870.91</b> | <b>7,122.00</b> | <b>-26,992.91</b>     | <b>515,210.80</b>       | <b>80,936.00</b>  | <b>434,274.80</b>     | <b>80,936.00</b>     |

## Superstition Fire & Medical District Profit & Loss Budget Performance - Capital Fund June 2025

|   | Jun 25            | Budget              | \$ Over Budget     | Jul '24 - Jun 25  | YTD Budget          | \$ Over Budget     | Annual Budget       |
|---|-------------------|---------------------|--------------------|-------------------|---------------------|--------------------|---------------------|
| <b>Ordinary Income/Expense</b>              |                   |                     |                    |                   |                     |                    |                     |
| <b>Income</b>                               |                   |                     |                    |                   |                     |                    |                     |
| <b>4200 · Non-Tax Levy Revenue</b>          | 9,955.66          | 3,750.00            | 6,205.66           | 124,874.02        | 45,000.00           | 79,874.02          | 45,000.00           |
| <b>Total Income</b>                         | 9,955.66          | 3,750.00            | 6,205.66           | 124,874.02        | 45,000.00           | 79,874.02          | 45,000.00           |
| <b>Gross Profit</b>                         | 9,955.66          | 3,750.00            | 6,205.66           | 124,874.02        | 45,000.00           | 79,874.02          | 45,000.00           |
| <b>Expense</b>                              |                   |                     |                    |                   |                     |                    |                     |
| <b>7100 · Managerial Expense</b>            | 0.00              | 33,985.00           | -33,985.00         | 33,985.00         | 33,985.00           | 0.00               | 33,985.00           |
| <b>Total Expense</b>                        | 0.00              | 33,985.00           | -33,985.00         | 33,985.00         | 33,985.00           | 0.00               | 33,985.00           |
| <b>Net Ordinary Income</b>                  | 9,955.66          | -30,235.00          | 40,190.66          | 90,889.02         | 11,015.00           | 79,874.02          | 11,015.00           |
| <b>Other Income/Expense</b>                 |                   |                     |                    |                   |                     |                    |                     |
| <b>Other Income</b>                         |                   |                     |                    |                   |                     |                    |                     |
| <b>9001 · Transfers In from Other Funds</b> | 500,000.00        | 1,500,000.00        | -1,000,000.00      | 1,500,000.00      | 1,500,000.00        | 0.00               | 1,500,000.00        |
| <b>Total Other Income</b>                   | 500,000.00        | 1,500,000.00        | -1,000,000.00      | 1,500,000.00      | 1,500,000.00        | 0.00               | 1,500,000.00        |
| <b>Other Expense</b>                        |                   |                     |                    |                   |                     |                    |                     |
| <b>8100 · Capital Outlay</b>                | 62,452.73         |                     |                    | 743,825.13        | 0.00                | 743,825.13         | 0.00                |
| <b>8500 · Debt Payments</b>                 | 0.00              | 236,530.00          | -236,530.00        | 236,530.20        | 236,530.00          | 0.20               | 236,530.00          |
| <b>Total Other Expense</b>                  | 62,452.73         | 236,530.00          | -174,077.27        | 980,355.33        | 236,530.00          | 743,825.33         | 236,530.00          |
| <b>Net Other Income</b>                     | 437,547.27        | 1,263,470.00        | -825,922.73        | 519,644.67        | 1,263,470.00        | -743,825.33        | 1,263,470.00        |
| <b>Net Income</b>                           | <b>447,502.93</b> | <b>1,233,235.00</b> | <b>-785,732.07</b> | <b>610,533.69</b> | <b>1,274,485.00</b> | <b>-663,951.31</b> | <b>1,274,485.00</b> |

**Superstition Fire & Medical District**  
**Profit & Loss Budget Performance - Debt Service Fund**  
 June 2025

|   | Jun 25             | Budget             | \$ Over Budget | Jul '24 - Jun 25 | YTD Budget       | \$ Over Budget   | Annual Budget    |
|---|--------------------|--------------------|----------------|------------------|------------------|------------------|------------------|
| <b>Ordinary Income/Expense</b>              |                    |                    |                |                  |                  |                  |                  |
| <b>Income</b>                               |                    |                    |                |                  |                  |                  |                  |
| <b>4000 · Tax Levy Revenue</b>              | 5,807.37           | 6,537.00           | -729.63        | 655,322.32       | 662,177.00       | -6,854.68        | 662,177.00       |
| <b>4200 · Non-Tax Levy Revenue</b>          | 2,365.90           | 850.00             | 1,515.90       | 12,940.76        | 8,000.00         | 4,940.76         | 8,000.00         |
| <b>Total Income</b>                         | 8,173.27           | 7,387.00           | 786.27         | 668,263.08       | 670,177.00       | -1,913.92        | 670,177.00       |
| <b>Gross Profit</b>                         | 8,173.27           | 7,387.00           | 786.27         | 668,263.08       | 670,177.00       | -1,913.92        | 670,177.00       |
| <b>Expense</b>                              |                    |                    |                |                  |                  |                  |                  |
| <b>7100 · Managerial Expense</b>            | 27,974.55          | 27,975.00          | -0.45          | 55,949.10        | 55,949.00        | 0.10             | 55,949.00        |
| <b>Total Expense</b>                        | 27,974.55          | 27,975.00          | -0.45          | 55,949.10        | 55,949.00        | 0.10             | 55,949.00        |
| <b>Net Ordinary Income</b>                  | -19,801.28         | -20,588.00         | 786.72         | 612,313.98       | 614,228.00       | -1,914.02        | 614,228.00       |
| <b>Other Income/Expense</b>                 |                    |                    |                |                  |                  |                  |                  |
| <b>Other Income</b>                         |                    |                    |                |                  |                  |                  |                  |
| <b>9001 · Transfers In from Other Funds</b> | 47,413.00          | 47,413.00          | 0.00           | 47,413.00        | 47,413.00        | 0.00             | 47,413.00        |
| <b>Total Other Income</b>                   | 47,413.00          | 47,413.00          | 0.00           | 47,413.00        | 47,413.00        | 0.00             | 47,413.00        |
| <b>Other Expense</b>                        |                    |                    |                |                  |                  |                  |                  |
| <b>8500 · Debt Payments</b>                 | 639,000.00         | 639,000.00         | 0.00           | 639,000.00       | 639,000.00       | 0.00             | 639,000.00       |
| <b>Total Other Expense</b>                  | 639,000.00         | 639,000.00         | 0.00           | 639,000.00       | 639,000.00       | 0.00             | 639,000.00       |
| <b>Net Other Income</b>                     | -591,587.00        | -591,587.00        | 0.00           | -591,587.00      | -591,587.00      | 0.00             | -591,587.00      |
| <b>Net Income</b>                           | <b>-611,388.28</b> | <b>-612,175.00</b> | <b>786.72</b>  | <b>20,726.98</b> | <b>22,641.00</b> | <b>-1,914.02</b> | <b>22,641.00</b> |

**Superstition Fire & Medical District**  
**Profit & Loss Budget Performance - COP Reserve Fund**  
 June 2025

|  | Jun 25           | Budget             | \$ Over Budget    | Jul '24 - Jun 25  | YTD Budget         | \$ Over Budget    | Annual Budget      |
|--|------------------|--------------------|-------------------|-------------------|--------------------|-------------------|--------------------|
| <b>Ordinary Income/Expense</b>             |                  |                    |                   |                   |                    |                   |                    |
| <b>Income</b>                              |                  |                    |                   |                   |                    |                   |                    |
| <b>4200 · Non-Tax Levy Revenue</b>         | 13,580.31        | 5,500.00           | 8,080.31          | 110,436.09        | 55,000.00          | 55,436.09         | 55,000.00          |
| <b>Total Income</b>                        | 13,580.31        | 5,500.00           | 8,080.31          | 110,436.09        | 55,000.00          | 55,436.09         | 55,000.00          |
| <b>Gross Profit</b>                        | 13,580.31        | 5,500.00           | 8,080.31          | 110,436.09        | 55,000.00          | 55,436.09         | 55,000.00          |
| <b>Net Ordinary Income</b>                 | 13,580.31        | 5,500.00           | 8,080.31          | 110,436.09        | 55,000.00          | 55,436.09         | 55,000.00          |
| <b>Other Income/Expense</b>                |                  |                    |                   |                   |                    |                   |                    |
| <b>Other Expense</b>                       |                  |                    |                   |                   |                    |                   |                    |
| <b>9501 · Transfers Out to other Funds</b> | 0.00             | 268,252.00         | -268,252.00       | 0.00              | 268,252.00         | -268,252.00       | 268,252.00         |
| <b>Total Other Expense</b>                 | 0.00             | 268,252.00         | -268,252.00       | 0.00              | 268,252.00         | -268,252.00       | 268,252.00         |
| <b>Net Other Income</b>                    | 0.00             | -268,252.00        | 268,252.00        | 0.00              | -268,252.00        | 268,252.00        | -268,252.00        |
| <b>Net Income</b>                          | <b>13,580.31</b> | <b>-262,752.00</b> | <b>276,332.31</b> | <b>110,436.09</b> | <b>-213,252.00</b> | <b>323,688.09</b> | <b>-213,252.00</b> |



# Financial Report

## June 2025

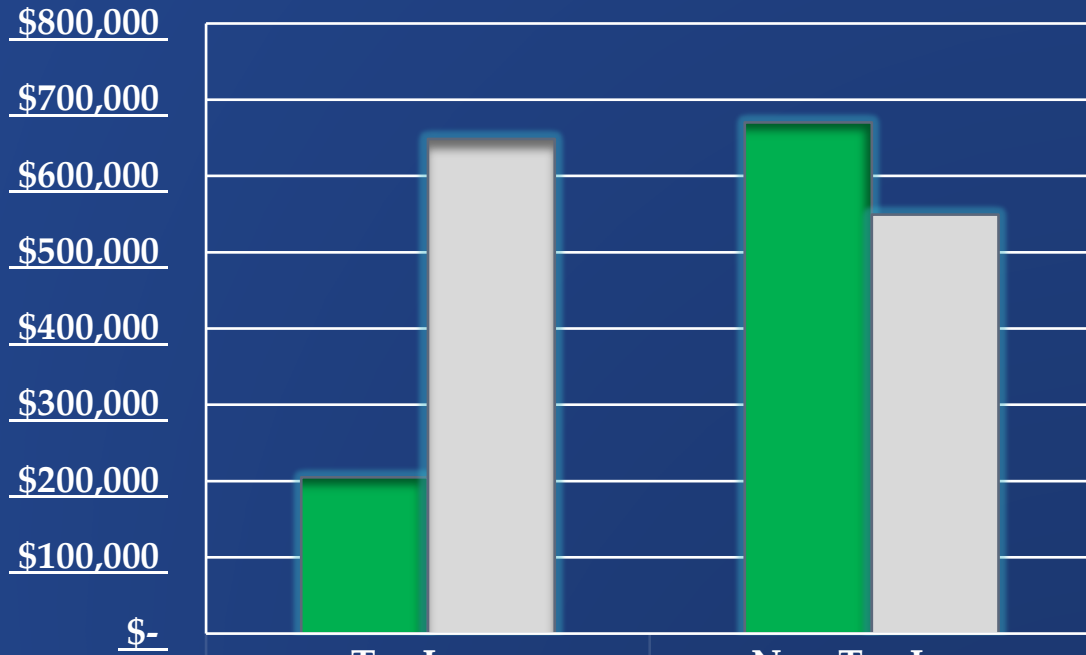


JAMES VINCENT GROUP  
ACCOUNTING & CONSULTING



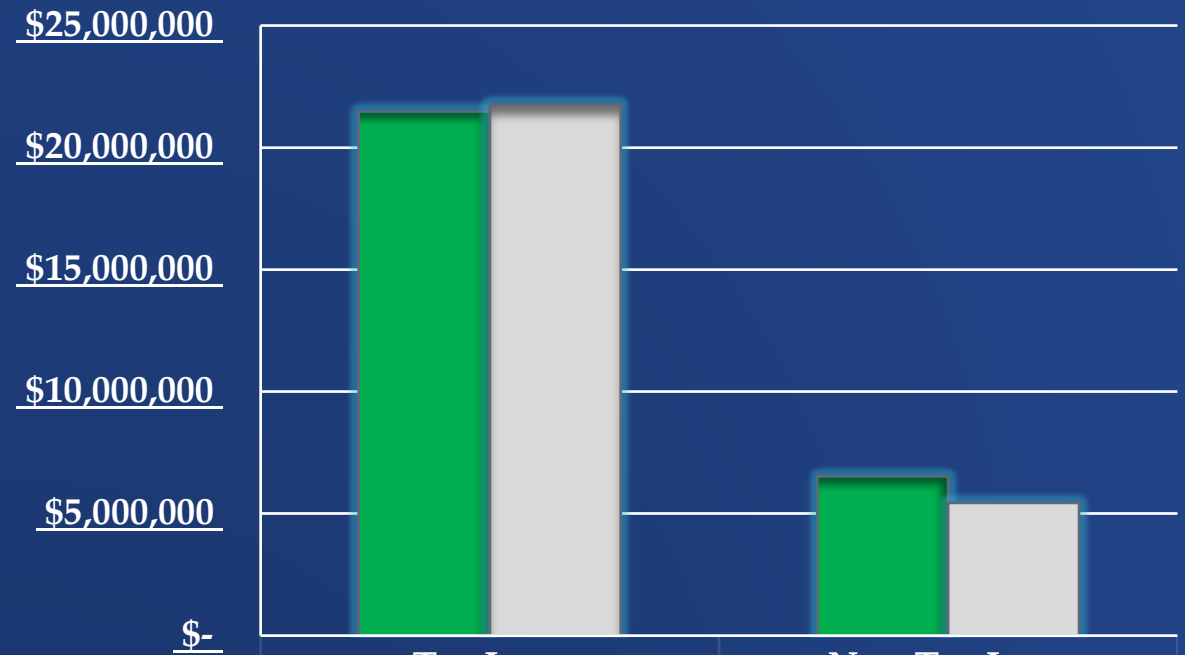
# Revenue Actuals vs. Budget

## June



|        | Tax Levy    | Non-Tax Levy |
|--------|-------------|--------------|
| Actual | \$205,067   | \$670,109    |
| Budget | \$648,611   | \$549,562    |
| VAR    | \$(443,544) | \$120,547    |

## YTD

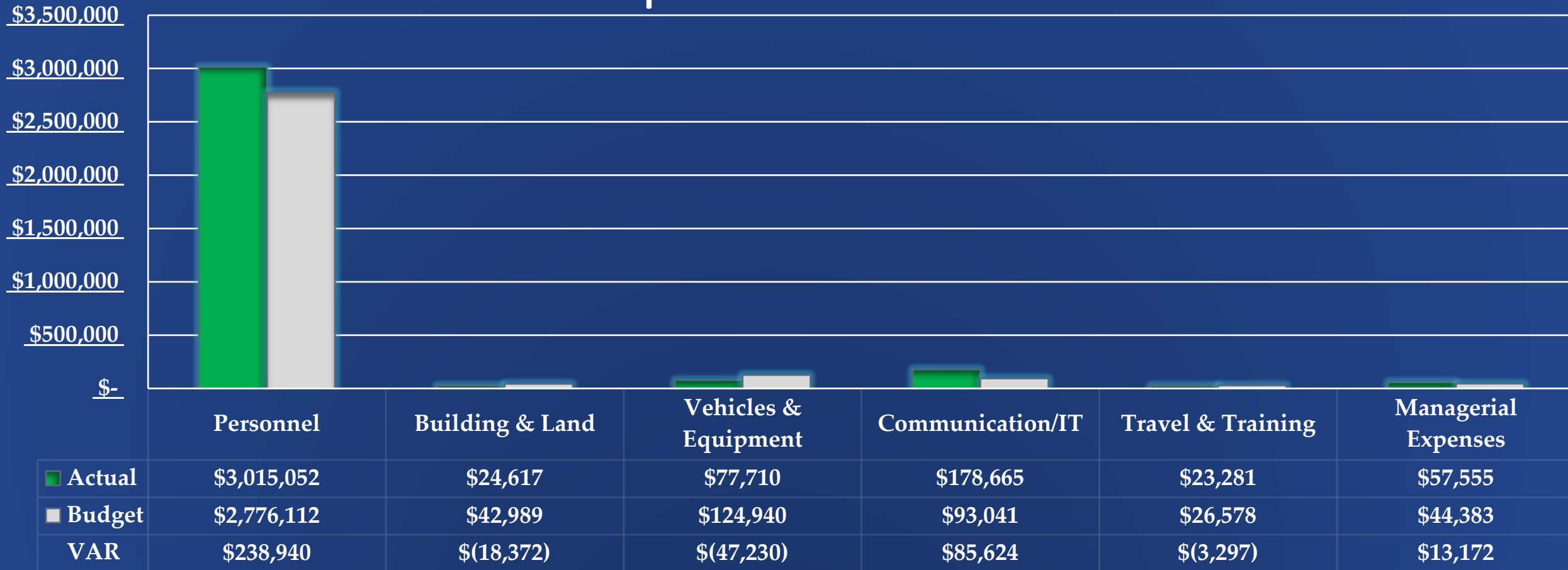


|        | Tax Levy     | Non-Tax Levy |
|--------|--------------|--------------|
| Actual | \$21,470,210 | \$6,522,361  |
| Budget | \$21,764,811 | \$5,443,789  |
| VAR    | \$(294,601)  | \$1,078,572  |



# June 2024 Actuals vs. Budget

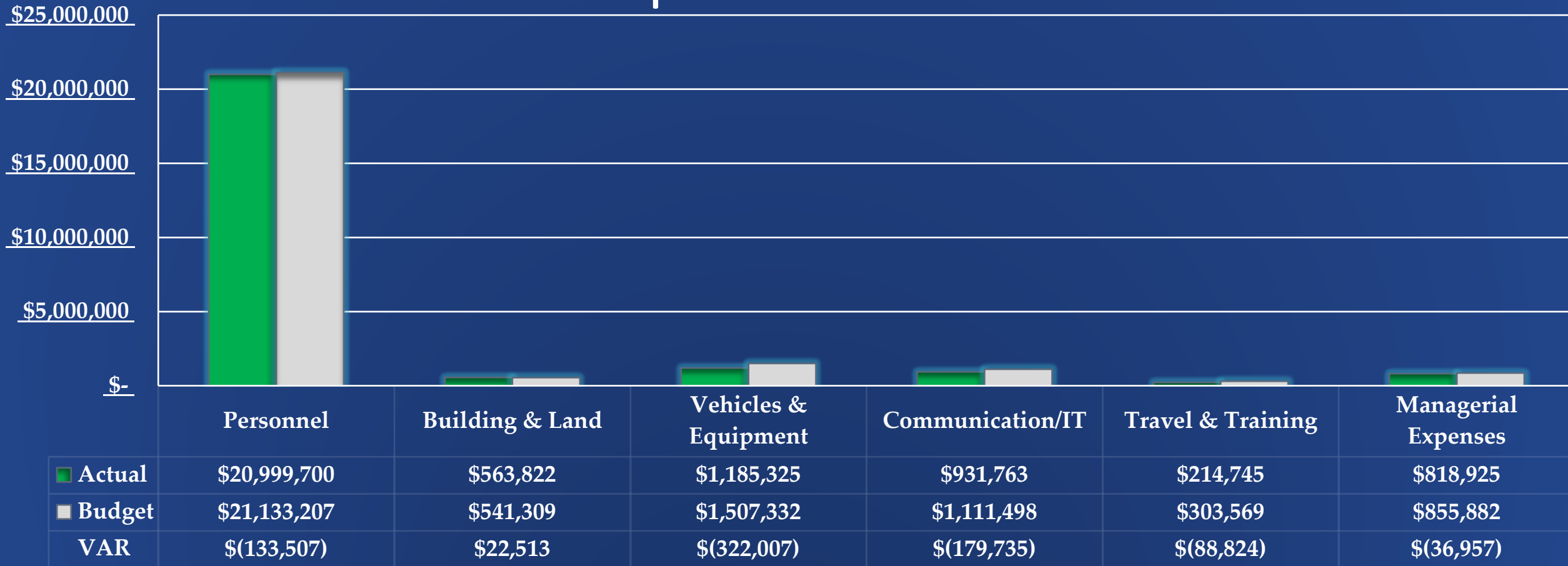
## Expenditures





# YTD Actuals vs. Budget

## Expenditures

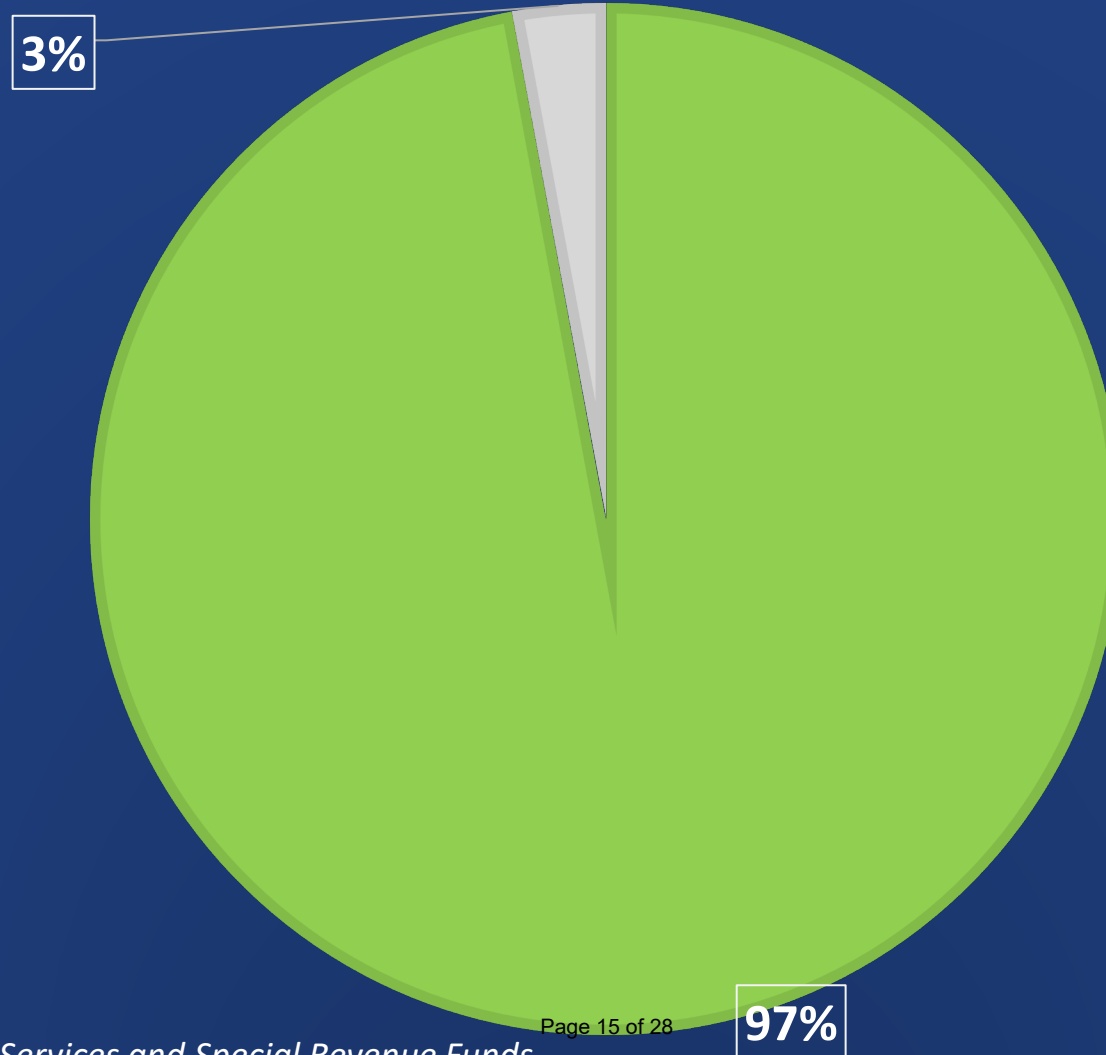




# YTD Expenses as a Percentage of Budget

■ Actual YTD   ■ Budget Remaining

June 2025 Targeted % - 100%



*\*This includes the General, Transport Services and Special Revenue Funds*

## Superstition Fire & Medical District Transaction Detail by Account June 2025

| Type   | Date       | Num | Name                  | Memo             | Class | Clr | Split              | Debit      | Credit       | Balance       |
|--|------------|-----|-----------------------|------------------|-------|-----|--------------------|------------|--------------|---------------|
| <b>10100 · Fund Cash - General (M&amp;O)</b> |            |     |                       |                  |       |     |                    |            |              |               |
| Deposit                                      | 06/05/2025 |     |                       | Deposit          |       | X   | -SPLIT-            | 17,066.96  |              | 17,066.96     |
| Check  | 06/12/2025 | EFT |                       | Wire Fees        |       | X   | 7109 · Bank F...   |            | 20.00        | 17,046.96     |
| Check  | 06/12/2025 | EFT |                       | Wire Fees        |       | X   | 7109 · Bank F...   |            | 5.00         | 17,041.96     |
| Transfer                                     | 06/12/2025 |     |                       | Funds Transfer   |       | X   | 10150 · Payroll... |            | 350,000.00   | -332,958.04   |
| Transfer                                     | 06/12/2025 |     |                       | Funds Transfer   |       | X   | 10150 · Payroll... |            | 1,200,000.00 | -1,532,958.04 |
| Deposit                                      | 06/25/2025 |     |                       | Deposit          |       | X   | -SPLIT-            | 9,028.48   |              | -1,523,929.56 |
| Check  | 06/26/2025 | EFT |                       | Wire Fees        |       | X   | 7109 · Bank F...   |            | 20.00        | -1,523,949.56 |
| Check  | 06/26/2025 | EFT |                       | Wire Fees        |       | X   | 7109 · Bank F...   |            | 5.00         | -1,523,954.56 |
| Transfer                                     | 06/26/2025 |     |                       | Funds Transfer   |       | X   | 10200 · Fund ...   |            | 312,318.40   | -1,836,272.96 |
| General Journal                              | 06/30/2025 | 882 |                       | To Record Pr...  |       | X   | 4010 · Propert...  | 373,274.52 |              | -1,462,998.44 |
| Check  | 06/30/2025 | EFT |                       | Wire Fees        |       | X   | 7109 · Bank F...   |            | 20.00        | -1,463,018.44 |
| Check  | 06/30/2025 | EFT |                       | Wire Fees        |       | X   | 7109 · Bank F...   |            | 5.00         | -1,463,023.44 |
| Check  | 06/30/2025 | EFT |                       |                  |       | X   | -SPLIT-            |            | 1,211,455.49 | -2,674,478.93 |
| Total 10100 · Fund Cash - General (M&O)      |            |     |                       |                  |       |     |                    | 399,369.96 | 3,073,848.89 | -2,674,478.93 |
| <b>10120 · Ambulance Operating</b>           |            |     |                       |                  |       |     |                    |            |              |               |
| General Journal                              | 06/30/2025 | 881 |                       | To Record Int... |       | X   | 4250 · Interest... | 104.65     |              | 104.65        |
| Total 10120 · Ambulance Operating            |            |     |                       |                  |       |     |                    | 104.65     | 0.00         | 104.65        |
| <b>10130 · Ambulance Payroll</b>             |            |     |                       |                  |       |     |                    |            |              |               |
| Deposit                                      | 06/02/2025 |     | Ahcccs                | Deposit          |       | X   | 4210 · Ambula...   | 1,297.59   |              | 1,297.59      |
| Deposit                                      | 06/02/2025 |     | BCBS                  | Deposit          |       | X   | 4210 · Ambula...   | 137.53     |              | 1,435.12      |
| Deposit                                      | 06/02/2025 |     | BCBS                  | Deposit          |       | X   | 4210 · Ambula...   | 1,889.68   |              | 3,324.80      |
| Deposit                                      | 06/02/2025 |     | Centene               | Deposit          |       | X   | 4210 · Ambula...   | 3,716.49   |              | 7,041.29      |
| Deposit                                      | 06/02/2025 |     | Transport Customer... | Deposit          |       | X   | 4210 · Ambula...   | 2,494.68   |              | 9,535.97      |
| Deposit                                      | 06/02/2025 |     | Transport Customer... | Deposit          |       | X   | 4210 · Ambula...   | 6,685.09   |              | 16,221.06     |
| Deposit                                      | 06/02/2025 |     | Transport Customer... | Deposit          |       | X   | 4210 · Ambula...   | 1,050.00   |              | 17,271.06     |
| Deposit                                      | 06/02/2025 |     | Noridian              | Deposit          |       | X   | 4210 · Ambula...   | 1,737.10   |              | 19,008.16     |
| Deposit                                      | 06/02/2025 |     | OPTUM                 | Deposit          |       | X   | 4210 · Ambula...   | 647.15     |              | 19,655.31     |
| Deposit                                      | 06/02/2025 |     | UMR                   | Deposit          |       | X   | 4210 · Ambula...   | 1,054.42   |              | 20,709.73     |
| Deposit                                      | 06/02/2025 |     | United Healthcare     | Deposit          |       | X   | 4210 · Ambula...   | 262.39     |              | 20,972.12     |
| Deposit                                      | 06/02/2025 |     | United Healthcare     | Deposit          |       | X   | 4210 · Ambula...   | 8,349.66   |              | 29,321.78     |
| Deposit                                      | 06/02/2025 |     | United Healthcare     | Deposit          |       | X   | 4210 · Ambula...   | 1,812.44   |              | 31,134.22     |
| Check  | 06/02/2025 | EFT |                       |                  |       | X   | 7109 · Bank F...   |            | 1,655.45     | 29,478.77     |
| Deposit                                      | 06/03/2025 |     | AARP Supp             | Deposit          |       | X   | 4210 · Ambula...   | 462.06     |              | 29,940.83     |
| Deposit                                      | 06/03/2025 |     | B OF A- CBIC CLAI...  | Deposit          |       | X   | 4210 · Ambula...   | 143.98     |              | 30,084.81     |
| Deposit                                      | 06/03/2025 |     | GEHA                  | Deposit          |       | X   | 4210 · Ambula...   | 128.57     |              | 30,213.38     |
| Deposit                                      | 06/03/2025 |     | Humana                | Deposit          |       | X   | 4210 · Ambula...   | 539.43     |              | 30,752.81     |
| Deposit                                      | 06/03/2025 |     | Humana                | Deposit          |       | X   | 4210 · Ambula...   | 934.96     |              | 31,687.77     |
| Deposit                                      | 06/03/2025 |     | Transport Customer... | Deposit          |       | X   | 4210 · Ambula...   | 1,990.65   |              | 33,678.42     |
| Deposit                                      | 06/03/2025 |     | Noridian              | Deposit          |       | X   | 4210 · Ambula...   | 9,205.33   |              | 42,883.75     |
| Deposit                                      | 06/04/2025 |     | 36 Treas              | Deposit          |       | X   | 4210 · Ambula...   | 1,845.66   |              | 44,729.41     |
| Deposit                                      | 06/04/2025 |     | BCBS                  | Deposit          |       | X   | 4210 · Ambula...   | 2,327.43   |              | 47,056.84     |
| Deposit                                      | 06/04/2025 |     | Centene               | Deposit          |       | X   | 4210 · Ambula...   | 370.07     |              | 47,426.91     |
| Deposit                                      | 06/04/2025 |     | Noridian              | Deposit          |       | X   | 4210 · Ambula...   | 5,603.73   |              | 53,030.64     |
| Deposit                                      | 06/04/2025 |     | OPTUM                 | Deposit          |       | X   | 4210 · Ambula...   | 347.03     |              | 53,377.67     |
| Deposit                                      | 06/04/2025 |     | PCS                   | Deposit          |       | X   | 4210 · Ambula...   | 869.73     |              | 54,247.40     |
| Deposit                                      | 06/04/2025 |     | UHC Community         | Deposit          |       | X   | 4210 · Ambula...   | 444.44     |              | 54,691.84     |

**Superstition Fire & Medical District**  
**Transaction Detail by Account**  
 June 2025

| Type    | Date       | Num | Name                  | Memo    | Class | Clr | Split            | Debit    | Credit | Balance    |
|---------|------------|-----|-----------------------|---------|-------|-----|------------------|----------|--------|------------|
| Deposit | 06/04/2025 |     | UHC Community         | Deposit |       | X   | 4210 · Ambula... | 240.77   |        | 54,932.61  |
| Deposit | 06/04/2025 |     | United Healthcare     | Deposit |       | X   | 4210 · Ambula... | 342.82   |        | 55,275.43  |
| Deposit | 06/05/2025 |     | 36 Treas              | Deposit |       | X   | 4210 · Ambula... | 645.25   |        | 55,920.68  |
| Deposit | 06/05/2025 |     | Centene               | Deposit |       | X   | 4210 · Ambula... | 625.21   |        | 56,545.89  |
| Deposit | 06/05/2025 |     | Humana                | Deposit |       | X   | 4210 · Ambula... | 361.63   |        | 56,907.52  |
| Deposit | 06/05/2025 |     | Transport Customer... | Deposit |       | X   | 4210 · Ambula... | 315.00   |        | 57,222.52  |
| Deposit | 06/05/2025 |     | Noridian              | Deposit |       | X   | 4210 · Ambula... | 3,618.82 |        | 60,841.34  |
| Deposit | 06/05/2025 |     | United Healthcare     | Deposit |       | X   | 4210 · Ambula... | 1,741.34 |        | 62,582.68  |
| Deposit | 06/05/2025 |     | United Healthcare     | Deposit |       | X   | 4210 · Ambula... | 918.05   |        | 63,500.73  |
| Deposit | 06/06/2025 |     | AETNA                 | Deposit |       | X   | 4210 · Ambula... | 1,827.04 |        | 65,327.77  |
| Deposit | 06/06/2025 |     | BCBS                  | Deposit |       | X   | 4210 · Ambula... | 1,908.19 |        | 67,235.96  |
| Deposit | 06/06/2025 |     | BCBS                  | Deposit |       | X   | 4210 · Ambula... | 631.85   |        | 67,867.81  |
| Deposit | 06/06/2025 |     | HNB                   | Deposit |       | X   | 4210 · Ambula... | 159.13   |        | 68,026.94  |
| Deposit | 06/06/2025 |     | HPHC                  | Deposit |       | X   | 4210 · Ambula... | 124.54   |        | 68,151.48  |
| Deposit | 06/06/2025 |     | Transport Customer... | Deposit |       | X   | 4210 · Ambula... | 2,641.68 |        | 70,793.16  |
| Deposit | 06/06/2025 |     | Medisun               | Deposit |       | X   | 4210 · Ambula... | 1,611.52 |        | 72,404.68  |
| Deposit | 06/06/2025 |     | Noridian              | Deposit |       | X   | 4210 · Ambula... | 2,272.64 |        | 74,677.32  |
| Deposit | 06/06/2025 |     | OPTUM                 | Deposit |       | X   | 4210 · Ambula... | 327.86   |        | 75,005.18  |
| Deposit | 06/06/2025 |     | UHC Community         | Deposit |       | X   | 4210 · Ambula... | 1,342.59 |        | 76,347.77  |
| Deposit | 06/06/2025 |     | UHC Community         | Deposit |       | X   | 4210 · Ambula... | 238.65   |        | 76,586.42  |
| Deposit | 06/08/2025 |     |                       | Deposit |       | X   | -SPLIT-          | 510.00   |        | 77,096.42  |
| Deposit | 06/09/2025 |     | 36 Treas              | Deposit |       | X   | 4210 · Ambula... | 5,523.02 |        | 82,619.44  |
| Deposit | 06/09/2025 |     | BCBS                  | Deposit |       | X   | 4210 · Ambula... | 137.19   |        | 82,756.63  |
| Deposit | 06/09/2025 |     | Cigna                 | Deposit |       | X   | 4210 · Ambula... | 112.65   |        | 82,869.28  |
| Deposit | 06/09/2025 |     | Devoted Health        | Deposit |       | X   | 4210 · Ambula... | 422.42   |        | 83,291.70  |
| Deposit | 06/09/2025 |     | Transport Customer... | Deposit |       | X   | 4210 · Ambula... | 1,039.72 |        | 84,331.42  |
| Deposit | 06/09/2025 |     | Transport Customer... | Deposit |       | X   | 4210 · Ambula... | 2,262.27 |        | 86,593.69  |
| Deposit | 06/09/2025 |     | Transport Customer... | Deposit |       | X   | 4210 · Ambula... | 338.64   |        | 86,932.33  |
| Deposit | 06/09/2025 |     | Marketplace           | Deposit |       | X   | 4210 · Ambula... | 5,574.78 |        | 92,507.11  |
| Deposit | 06/09/2025 |     | Noridian              | Deposit |       | X   | 4210 · Ambula... | 5,124.32 |        | 97,631.43  |
| Deposit | 06/10/2025 |     | UHC Community         | Deposit |       | X   | 4210 · Ambula... | 1,911.18 |        | 99,542.61  |
| Deposit | 06/10/2025 |     | UHC Community         | Deposit |       | X   | 4210 · Ambula... | 1,335.61 |        | 100,878.22 |
| Deposit | 06/10/2025 |     | United Healthcare     | Deposit |       | X   | 4210 · Ambula... | 194.15   |        | 101,072.37 |
| Deposit | 06/11/2025 |     | 36 Treas              | Deposit |       | X   | 4210 · Ambula... | 449.34   |        | 101,521.71 |
| Deposit | 06/11/2025 |     | 36 Treas              | Deposit |       | X   | 4210 · Ambula... | 473.89   |        | 101,995.60 |
| Deposit | 06/11/2025 |     | AARP Supp             | Deposit |       | X   | 4210 · Ambula... | 262.07   |        | 102,257.67 |
| Deposit | 06/11/2025 |     | AETNA                 | Deposit |       | X   | 4210 · Ambula... | 1,175.86 |        | 103,433.53 |
| Deposit | 06/11/2025 |     | Ahcccs                | Deposit |       | X   | 4210 · Ambula... | 118.50   |        | 103,552.03 |
| Deposit | 06/11/2025 |     | BCBS                  | Deposit |       | X   | 4210 · Ambula... | 828.24   |        | 104,380.27 |
| Deposit | 06/11/2025 |     | BCBS                  | Deposit |       | X   | 4210 · Ambula... | 282.16   |        | 104,662.43 |
| Deposit | 06/11/2025 |     | Centene               | Deposit |       | X   | 4210 · Ambula... | 2,786.33 |        | 107,448.76 |
| Deposit | 06/11/2025 |     | Humana                | Deposit |       | X   | 4210 · Ambula... | 1,001.17 |        | 108,449.93 |
| Deposit | 06/11/2025 |     | Marketplace           | Deposit |       | X   | 4210 · Ambula... | 2,010.08 |        | 110,460.01 |
| Deposit | 06/11/2025 |     | Medisun               | Deposit |       | X   | 4210 · Ambula... | 1,683.55 |        | 112,143.56 |
| Deposit | 06/11/2025 |     | UHC Community         | Deposit |       | X   | 4210 · Ambula... | 275.00   |        | 112,418.56 |
| Deposit | 06/11/2025 |     | UHC Community         | Deposit |       | X   | 4210 · Ambula... | 447.31   |        | 112,865.87 |
| Deposit | 06/11/2025 |     | UHC Community         | Deposit |       | X   | 4210 · Ambula... | 1,268.61 |        | 114,134.48 |
| Deposit | 06/11/2025 |     | UHC Community         | Deposit |       | X   | 4210 · Ambula... | 436.55   |        | 114,571.03 |
| Deposit | 06/11/2025 |     | UHC Community         | Deposit |       | X   | 4210 · Ambula... | 3,783.49 |        | 118,354.52 |
| Deposit | 06/12/2025 |     | 36 Treas              | Deposit |       | X   | 4210 · Ambula... | 123.63   |        | 118,478.15 |

## Superstition Fire & Medical District Transaction Detail by Account June 2025

| Type     | Date       | Num | Name                  | Memo           | Class | Clr | Split              | Debit    | Credit     | Balance     |
|----------|------------|-----|-----------------------|----------------|-------|-----|--------------------|----------|------------|-------------|
| Deposit  | 06/12/2025 |     | AETNA                 | Deposit        |       | X   | 4210 · Ambula...   | 831.47   |            | 119,309.62  |
| Deposit  | 06/12/2025 |     | BCBS                  | Deposit        |       | X   | 4210 · Ambula...   | 4,234.54 |            | 123,544.16  |
| Deposit  | 06/12/2025 |     | BCBS                  | Deposit        |       | X   | 4210 · Ambula...   | 5,639.71 |            | 129,183.87  |
| Deposit  | 06/12/2025 |     | Centene               | Deposit        |       | X   | 4210 · Ambula...   | 6,459.17 |            | 135,643.04  |
| Deposit  | 06/12/2025 |     | Transport Customer... | Deposit        |       | X   | 4210 · Ambula...   | 897.79   |            | 136,540.83  |
| Deposit  | 06/12/2025 |     | Noridian              | Deposit        |       | X   | 4210 · Ambula...   | 1,345.75 |            | 137,886.58  |
| Deposit  | 06/12/2025 |     | United Healthcare     | Deposit        |       | X   | 4210 · Ambula...   | 246.07   |            | 138,132.65  |
| Deposit  | 06/12/2025 |     | United Healthcare     | Deposit        |       | X   | 4210 · Ambula...   | 1,705.55 |            | 139,838.20  |
| Deposit  | 06/12/2025 |     | United Healthcare     | Deposit        |       | X   | 4210 · Ambula...   | 578.06   |            | 140,416.26  |
| Deposit  | 06/12/2025 |     | United Healthcare     | Deposit        |       | X   | 4210 · Ambula...   | 55.27    |            | 140,471.53  |
| Deposit  | 06/12/2025 |     | United Healthcare     | Deposit        |       | X   | 4210 · Ambula...   | 2,033.58 |            | 142,505.11  |
| Deposit  | 06/12/2025 |     | United Healthcare     | Deposit        |       | X   | 4210 · Ambula...   | 110.37   |            | 142,615.48  |
| Deposit  | 06/12/2025 |     | United Healthcare     | Deposit        |       | X   | 4210 · Ambula...   | 107.95   |            | 142,723.43  |
| Transfer | 06/12/2025 |     |                       | Funds Transfer |       | X   | 10150 · Payroll... |          | 350,000.00 | -207,276.57 |
| Deposit  | 06/13/2025 |     | 36 Treas              | Deposit        |       | X   | 4210 · Ambula...   | 2,027.69 |            | -205,248.88 |
| Deposit  | 06/13/2025 |     | AETNA                 | Deposit        |       | X   | 4210 · Ambula...   | 1,877.66 |            | -203,371.22 |
| Deposit  | 06/13/2025 |     | BCBS                  | Deposit        |       | X   | 4210 · Ambula...   | 545.11   |            | -202,826.11 |
| Deposit  | 06/13/2025 |     | BCBS                  | Deposit        |       | X   | 4210 · Ambula...   | 207.76   |            | -202,618.35 |
| Deposit  | 06/13/2025 |     | BCBS                  | Deposit        |       | X   | 4210 · Ambula...   | 296.16   |            | -202,322.19 |
| Deposit  | 06/13/2025 |     | Devoted Health        | Deposit        |       | X   | 4210 · Ambula...   | 263.66   |            | -202,058.53 |
| Deposit  | 06/13/2025 |     | HNB                   | Deposit        |       | X   | 4210 · Ambula...   | 1,165.87 |            | -200,892.66 |
| Deposit  | 06/13/2025 |     | Humana                | Deposit        |       | X   | 4210 · Ambula...   | 294.38   |            | -200,598.28 |
| Deposit  | 06/13/2025 |     | Transport Customer... | Deposit        |       | X   | 4210 · Ambula...   | 5,662.04 |            | -194,936.24 |
| Deposit  | 06/13/2025 |     | Noridian              | Deposit        |       | X   | 4210 · Ambula...   | 858.27   |            | -194,077.97 |
| Deposit  | 06/13/2025 |     | UHC Community         | Deposit        |       | X   | 4210 · Ambula...   | 330.94   |            | -193,747.03 |
| Deposit  | 06/13/2025 |     | United Healthcare     | Deposit        |       | X   | 4210 · Ambula...   | 1,043.96 |            | -192,703.07 |
| Deposit  | 06/16/2025 |     | AARP Supp             | Deposit        |       | X   | 4210 · Ambula...   | 447.07   |            | -192,256.00 |
| Deposit  | 06/16/2025 |     | Ahcccs                | Deposit        |       | X   | 4210 · Ambula...   | 1,268.61 |            | -190,987.39 |
| Deposit  | 06/16/2025 |     | GEHA                  | Deposit        |       | X   | 4210 · Ambula...   | 138.08   |            | -190,849.31 |
| Deposit  | 06/16/2025 |     | Transport Customer... | Deposit        |       | X   | 4210 · Ambula...   | 4,990.88 |            | -185,858.43 |
| Deposit  | 06/16/2025 |     | Transport Customer... | Deposit        |       | X   | 4210 · Ambula...   | 423.40   |            | -185,435.03 |
| Deposit  | 06/16/2025 |     | Transport Customer... | Deposit        |       | X   | 4210 · Ambula...   | 2,355.30 |            | -183,079.73 |
| Deposit  | 06/16/2025 |     | Noridian              | Deposit        |       | X   | 4210 · Ambula...   | 2,532.64 |            | -180,547.09 |
| Deposit  | 06/16/2025 |     | UHC Community         | Deposit        |       | X   | 4210 · Ambula...   | 114.11   |            | -180,432.98 |
| Deposit  | 06/16/2025 |     | United Healthcare     | Deposit        |       | X   | 4210 · Ambula...   | 405.03   |            | -180,027.95 |
| Deposit  | 06/16/2025 |     | Wellcare Health       | Deposit        |       | X   | 4210 · Ambula...   | 258.84   |            | -179,769.11 |
| Deposit  | 06/17/2025 |     | 36 Treas              | Deposit        |       | X   | 4210 · Ambula...   | 1,944.18 |            | -177,824.93 |
| Deposit  | 06/17/2025 |     | AETNA                 | Deposit        |       | X   | 4210 · Ambula...   | 635.35   |            | -177,189.58 |
| Deposit  | 06/17/2025 |     | BCBS                  | Deposit        |       | X   | 4210 · Ambula...   | 1,624.04 |            | -175,565.54 |
| Deposit  | 06/17/2025 |     | Humana                | Deposit        |       | X   | 4210 · Ambula...   | 1,413.99 |            | -174,151.55 |
| Deposit  | 06/17/2025 |     | Humana                | Deposit        |       | X   | 4210 · Ambula...   | 302.45   |            | -173,849.10 |
| Deposit  | 06/17/2025 |     | OPTUM                 | Deposit        |       | X   | 4210 · Ambula...   | 1,898.20 |            | -171,950.90 |
| Deposit  | 06/17/2025 |     | UHC Community         | Deposit        |       | X   | 4210 · Ambula...   | 111.36   |            | -171,839.54 |
| Deposit  | 06/17/2025 |     | UHC Community         | Deposit        |       | X   | 4210 · Ambula...   | 113.38   |            | -171,726.16 |
| Deposit  | 06/18/2025 |     | 36 Treas              | Deposit        |       | X   | 4210 · Ambula...   | 1,958.16 |            | -169,768.00 |
| Deposit  | 06/18/2025 |     | AARP Supp             | Deposit        |       | X   | 4210 · Ambula...   | 128.93   |            | -169,639.07 |
| Deposit  | 06/18/2025 |     | AETNA                 | Deposit        |       | X   | 4210 · Ambula...   | 549.27   |            | -169,089.80 |
| Deposit  | 06/18/2025 |     | BCBS                  | Deposit        |       | X   | 4210 · Ambula...   | 1,656.00 |            | -167,433.80 |
| Deposit  | 06/18/2025 |     | BCBS                  | Deposit        |       | X   | 4210 · Ambula...   | 128.38   |            | -167,305.42 |
| Deposit  | 06/18/2025 |     | Centene               | Deposit        |       | X   | 4210 · Ambula...   | 377.25   |            | -166,928.17 |

## Superstition Fire & Medical District Transaction Detail by Account June 2025

| Type    | Date       | Num | Name                  | Memo    | Class | Clr | Split             | Debit     | Credit | Balance     |
|---------|------------|-----|-----------------------|---------|-------|-----|-------------------|-----------|--------|-------------|
| Deposit | 06/18/2025 |     | Centene               | Deposit |       | X   | 4210 · Ambula...  | 5,072.04  |        | -161,856.13 |
| Deposit | 06/18/2025 |     | Cigna                 | Deposit |       | X   | 4210 · Ambula...  | 1,930.20  |        | -159,925.93 |
| Deposit | 06/18/2025 |     | Humana                | Deposit |       | X   | 4210 · Ambula...  | 251.64    |        | -159,674.29 |
| Deposit | 06/18/2025 |     | Transport Customer... | Deposit |       | X   | 4210 · Ambula...  | 125.81    |        | -159,548.48 |
| Deposit | 06/18/2025 |     | Medisun               | Deposit |       | X   | 4210 · Ambula...  | 302.75    |        | -159,245.73 |
| Deposit | 06/18/2025 |     | Noridian              | Deposit |       | X   | 4210 · Ambula...  | 3,976.83  |        | -155,268.90 |
| Deposit | 06/18/2025 |     | OPTUM                 | Deposit |       | X   | 4210 · Ambula...  | 289.64    |        | -154,979.26 |
| Deposit | 06/18/2025 |     | United Healthcare     | Deposit |       | X   | 4210 · Ambula...  | 428.99    |        | -154,550.27 |
| Deposit | 06/18/2025 |     | United Healthcare     | Deposit |       | X   | 4210 · Ambula...  | 343.99    |        | -154,206.28 |
| Deposit | 06/18/2025 |     | United Healthcare     | Deposit |       | X   | 4210 · Ambula...  | 865.43    |        | -153,340.85 |
| Deposit | 06/20/2025 |     | Ahcccs                | Deposit |       | X   | 4210 · Ambula...  | 200.66    |        | -153,140.19 |
| Deposit | 06/20/2025 |     | BCBS                  | Deposit |       | X   | 4210 · Ambula...  | 893.23    |        | -152,246.96 |
| Deposit | 06/20/2025 |     | BCBS                  | Deposit |       | X   | 4210 · Ambula...  | 1,790.26  |        | -150,456.70 |
| Deposit | 06/20/2025 |     | Humana                | Deposit |       | X   | 4210 · Ambula...  | 1,048.62  |        | -149,408.08 |
| Deposit | 06/20/2025 |     | Humana                | Deposit |       | X   | 4210 · Ambula...  | 632.67    |        | -148,775.41 |
| Deposit | 06/20/2025 |     | Transport Customer... | Deposit |       | X   | 4210 · Ambula...  | 205.00    |        | -148,570.41 |
| Deposit | 06/20/2025 |     | Transport Customer... | Deposit |       | X   | 4210 · Ambula...  | 1,710.99  |        | -146,859.42 |
| Deposit | 06/20/2025 |     | Noridian              | Deposit |       | X   | 4210 · Ambula...  | 4,388.20  |        | -142,471.22 |
| Deposit | 06/20/2025 |     | United Healthcare     | Deposit |       | X   | 4210 · Ambula...  | 388.00    |        | -142,083.22 |
| Deposit | 06/20/2025 |     | United Healthcare     | Deposit |       | X   | 4210 · Ambula...  | 547.49    |        | -141,535.73 |
| Deposit | 06/20/2025 |     |                       | Deposit |       | X   | 4220 · Wildlan... | 75,733.08 |        | -65,802.65  |
| Deposit | 06/23/2025 |     | 36 Treas              | Deposit |       | X   | 4210 · Ambula...  | 5,628.74  |        | -60,173.91  |
| Deposit | 06/23/2025 |     | AARP Supp             | Deposit |       | X   | 4210 · Ambula...  | 555.61    |        | -59,618.30  |
| Deposit | 06/23/2025 |     | BCBS                  | Deposit |       | X   | 4210 · Ambula...  | 5.12      |        | -59,613.18  |
| Deposit | 06/23/2025 |     | Devoted Health        | Deposit |       | X   | 4210 · Ambula...  | 287.88    |        | -59,325.30  |
| Deposit | 06/23/2025 |     | HNB                   | Deposit |       | X   | 4210 · Ambula...  | 238.66    |        | -59,086.64  |
| Deposit | 06/23/2025 |     | Humana                | Deposit |       | X   | 4210 · Ambula...  | 245.95    |        | -58,840.69  |
| Deposit | 06/23/2025 |     | Humana                | Deposit |       | X   | 4210 · Ambula...  | 548.38    |        | -58,292.31  |
| Deposit | 06/23/2025 |     | Transport Customer... | Deposit |       | X   | 4210 · Ambula...  | 562.39    |        | -57,729.92  |
| Deposit | 06/23/2025 |     | Transport Customer... | Deposit |       | X   | 4210 · Ambula...  | 2,563.94  |        | -55,165.98  |
| Deposit | 06/23/2025 |     | Transport Customer... | Deposit |       | X   | 4210 · Ambula...  | 802.36    |        | -54,363.62  |
| Deposit | 06/23/2025 |     | Marketplace           | Deposit |       | X   | 4210 · Ambula...  | 1,719.32  |        | -52,644.30  |
| Deposit | 06/23/2025 |     | Noridian              | Deposit |       | X   | 4210 · Ambula...  | 5,327.82  |        | -47,316.48  |
| Deposit | 06/23/2025 |     | UHC Community         | Deposit |       | X   | 4210 · Ambula...  | 1,232.87  |        | -46,083.61  |
| Deposit | 06/24/2025 |     | 36 Treas              | Deposit |       | X   | 4210 · Ambula...  | 1,815.06  |        | -44,268.55  |
| Deposit | 06/24/2025 |     | Humana                | Deposit |       | X   | 4210 · Ambula...  | 665.86    |        | -43,602.69  |
| Deposit | 06/24/2025 |     | Transport Customer... | Deposit |       | X   | 4210 · Ambula...  | 390.00    |        | -43,212.69  |
| Deposit | 06/24/2025 |     | Noridian              | Deposit |       | X   | 4210 · Ambula...  | 4,408.37  |        | -38,804.32  |
| Deposit | 06/24/2025 |     | OPTUM                 | Deposit |       | X   | 4210 · Ambula...  | 367.92    |        | -38,436.40  |
| Deposit | 06/24/2025 |     | OPTUM                 | Deposit |       | X   | 4210 · Ambula...  | 286.06    |        | -38,150.34  |
| Deposit | 06/24/2025 |     | UHC Community         | Deposit |       | X   | 4210 · Ambula...  | 1,951.76  |        | -36,198.58  |
| Deposit | 06/24/2025 |     | UHC Community         | Deposit |       | X   | 4210 · Ambula...  | 4,021.94  |        | -32,176.64  |
| Deposit | 06/24/2025 |     | UHC Community         | Deposit |       | X   | 4210 · Ambula...  | 472.33    |        | -31,704.31  |
| Deposit | 06/24/2025 |     | UHC Community         | Deposit |       | X   | 4210 · Ambula...  | 1,179.27  |        | -30,525.04  |
| Deposit | 06/24/2025 |     | United Healthcare     | Deposit |       | X   | 4210 · Ambula...  | 376.33    |        | -30,148.71  |
| Deposit | 06/25/2025 |     | 36 Treas              | Deposit |       | X   | 4210 · Ambula...  | 1,974.63  |        | -28,174.08  |
| Deposit | 06/25/2025 |     | AARP Supp             | Deposit |       | X   | 4210 · Ambula...  | 113.38    |        | -28,060.70  |
| Deposit | 06/25/2025 |     | BCBS                  | Deposit |       | X   | 4210 · Ambula...  | 95.33     |        | -27,965.37  |
| Deposit | 06/25/2025 |     | BCBS                  | Deposit |       | X   | 4210 · Ambula...  | 586.10    |        | -27,379.27  |
| Deposit | 06/25/2025 |     | Centene               | Deposit |       | X   | 4210 · Ambula...  | 443.72    |        | -26,935.55  |

10:07 PM

07/15/25

Accrual Basis

## Superstition Fire & Medical District Transaction Detail by Account June 2025

| Type                             | Date       | Num | Name                  | Memo           | Class | Clr | Split              | Debit      | Credit     | Balance    |
|----------------------------------|------------|-----|-----------------------|----------------|-------|-----|--------------------|------------|------------|------------|
| Deposit                          | 06/25/2025 |     | Kaiser Permanente     | Deposit        |       | X   | 4210 · Ambula...   | 330.49     |            | -26,605.06 |
| Deposit                          | 06/25/2025 |     | OPTUM                 | Deposit        |       | X   | 4210 · Ambula...   | 241.52     |            | -26,363.54 |
| Deposit                          | 06/25/2025 |     | UHC Community         | Deposit        |       | X   | 4210 · Ambula...   | 3,930.55   |            | -22,432.99 |
| Deposit                          | 06/25/2025 |     | UHC Community         | Deposit        |       | X   | 4210 · Ambula...   | 901.86     |            | -21,531.13 |
| Deposit                          | 06/25/2025 |     | UHC Community         | Deposit        |       | X   | 4210 · Ambula...   | 1,362.41   |            | -20,168.72 |
| Deposit                          | 06/25/2025 |     | UHC Community         | Deposit        |       | X   | 4210 · Ambula...   | 897.73     |            | -19,270.99 |
| Deposit                          | 06/26/2025 |     | 36 Treas              | Deposit        |       | X   | 4210 · Ambula...   | 373.12     |            | -18,897.87 |
| Deposit                          | 06/26/2025 |     | AARP Supp             | Deposit        |       | X   | 4210 · Ambula...   | 118.50     |            | -18,779.37 |
| Deposit                          | 06/26/2025 |     | BCBS                  | Deposit        |       | X   | 4210 · Ambula...   | 2,266.75   |            | -16,512.62 |
| Deposit                          | 06/26/2025 |     | BCBS                  | Deposit        |       | X   | 4210 · Ambula...   | 119.23     |            | -16,393.39 |
| Deposit                          | 06/26/2025 |     | Centene               | Deposit        |       | X   | 4210 · Ambula...   | 1,583.55   |            | -14,809.84 |
| Deposit                          | 06/26/2025 |     | Transport Customer... | Deposit        |       | X   | 4210 · Ambula...   | 991.59     |            | -13,818.25 |
| Deposit                          | 06/26/2025 |     | Noridian              | Deposit        |       | X   | 4210 · Ambula...   | 457.36     |            | -13,360.89 |
| Deposit                          | 06/26/2025 |     | United Healthcare     | Deposit        |       | X   | 4210 · Ambula...   | 312.97     |            | -13,047.92 |
| Deposit                          | 06/26/2025 |     | United Healthcare     | Deposit        |       | X   | 4210 · Ambula...   | 843.95     |            | -12,203.97 |
| Deposit                          | 06/26/2025 |     | United Healthcare     | Deposit        |       | X   | 4210 · Ambula...   | 782.28     |            | -11,421.69 |
| Deposit                          | 06/27/2025 |     | 36 Treas              | Deposit        |       | X   | 4210 · Ambula...   | 2,183.70   |            | -9,237.99  |
| Deposit                          | 06/27/2025 |     | AETNA                 | Deposit        |       | X   | 4210 · Ambula...   | 2,089.96   |            | -7,148.03  |
| Deposit                          | 06/27/2025 |     | AETNA                 | Deposit        |       | X   | 4210 · Ambula...   | 1,717.21   |            | -5,430.82  |
| Deposit                          | 06/27/2025 |     | BCBS                  | Deposit        |       | X   | 4210 · Ambula...   | 2,309.63   |            | -3,121.19  |
| Deposit                          | 06/27/2025 |     | BCBS                  | Deposit        |       | X   | 4210 · Ambula...   | 582.40     |            | -2,538.79  |
| Deposit                          | 06/27/2025 |     | Centene               | Deposit        |       | X   | 4210 · Ambula...   | 622.80     |            | -1,915.99  |
| Deposit                          | 06/27/2025 |     | CSI LIFE              | Deposit        |       | X   | 4210 · Ambula...   | 113.56     |            | -1,802.43  |
| Deposit                          | 06/27/2025 |     | Devoted Health        | Deposit        |       | X   | 4210 · Ambula...   | 237.66     |            | -1,564.77  |
| Deposit                          | 06/27/2025 |     | Transport Customer... | Deposit        |       | X   | 4210 · Ambula...   | 5,794.56   |            | 4,229.79   |
| Deposit                          | 06/27/2025 |     | Medisun               | Deposit        |       | X   | 4210 · Ambula...   | 1,162.32   |            | 5,392.11   |
| Deposit                          | 06/27/2025 |     | Noridian              | Deposit        |       | X   | 4210 · Ambula...   | 4,760.67   |            | 10,152.78  |
| Deposit                          | 06/27/2025 |     | UHC Community         | Deposit        |       | X   | 4210 · Ambula...   | 240.00     |            | 10,392.78  |
| Deposit                          | 06/27/2025 |     | UHC Community         | Deposit        |       | X   | 4210 · Ambula...   | 1,084.70   |            | 11,477.48  |
| Deposit                          | 06/27/2025 |     | UHC Community         | Deposit        |       | X   | 4210 · Ambula...   | 5,262.04   |            | 16,739.52  |
| Deposit                          | 06/27/2025 |     | United Healthcare     | Deposit        |       | X   | 4210 · Ambula...   | 419.07     |            | 17,158.59  |
| Deposit                          | 06/27/2025 |     | United Healthcare     | Deposit        |       | X   | 4210 · Ambula...   | 612.95     |            | 17,771.54  |
| Deposit                          | 06/30/2025 |     |                       | Deposit        |       | X   | -SPLIT-            | 3,257.31   |            | 21,028.85  |
| Deposit                          | 06/30/2025 |     | AARP Supp             | Deposit        |       | X   | 4210 · Ambula...   | 114.48     |            | 21,143.33  |
| Deposit                          | 06/30/2025 |     | BCBS                  | Deposit        |       | X   | 4210 · Ambula...   | 2,161.91   |            | 23,305.24  |
| Deposit                          | 06/30/2025 |     | Transport Customer... | Deposit        |       | X   | 4210 · Ambula...   | 736.59     |            | 24,041.83  |
| Deposit                          | 06/30/2025 |     | Transport Customer... | Deposit        |       | X   | 4210 · Ambula...   | 25.00      |            | 24,066.83  |
| Deposit                          | 06/30/2025 |     | Transport Customer... | Deposit        |       | X   | 4210 · Ambula...   | 1,313.48   |            | 25,380.31  |
| Deposit                          | 06/30/2025 |     | Marketplace           | Deposit        |       | X   | 4210 · Ambula...   | 1,296.15   |            | 26,676.46  |
| Deposit                          | 06/30/2025 |     | UMR                   | Deposit        |       | X   | 4210 · Ambula...   | 486.87     |            | 27,163.33  |
| Deposit                          | 06/30/2025 |     | United Healthcare     | Deposit        |       | X   | 4210 · Ambula...   | 577.97     |            | 27,741.30  |
| Transfer                         | 06/30/2025 |     |                       | Funds Transfer |       | X   | 10140 · Trans...   | 116,541.48 |            | 144,282.78 |
| Transfer                         | 06/30/2025 |     |                       | Funds Transfer |       | X   | 10150 · Payroll... |            | 200,000.00 | -55,717.22 |
| Deposit                          | 06/30/2025 |     |                       | Deposit        |       | X   | 4260 · Plan Re...  | 100.00     |            | -55,617.22 |
| Total 10130 · Ambulance Payroll  |            |     |                       |                |       |     |                    | 496,038.23 | 551,655.45 | -55,617.22 |
| <b>10140 · Transport Lockbox</b> |            |     |                       |                |       |     |                    |            |            |            |
| Deposit                          | 06/02/2025 |     |                       | Deposit        |       | X   | 4210 · Ambula...   | 7,926.75   |            | 7,926.75   |
| Deposit                          | 06/03/2025 |     |                       | Deposit        |       | X   | 4210 · Ambula...   | 8,567.32   |            | 16,494.07  |
| Deposit                          | 06/04/2025 |     |                       | Deposit        |       | X   | 4210 · Ambula...   | 265.00     |            | 16,759.07  |

## Superstition Fire & Medical District Transaction Detail by Account June 2025

| Type                            | Date       | Num  | Name                    | Memo             | Class | Clr | Split              | Debit        | Credit     | Balance      |
|---------------------------------|------------|------|-------------------------|------------------|-------|-----|--------------------|--------------|------------|--------------|
| Deposit                         | 06/05/2025 |      |                         | Deposit          |       | X   | 4210 · Ambula...   | 1,465.74     |            | 18,224.81    |
| Deposit                         | 06/06/2025 |      |                         | Deposit          |       | X   | 4210 · Ambula...   | 4,422.03     |            | 22,646.84    |
| Deposit                         | 06/09/2025 |      |                         | Deposit          |       | X   | 4210 · Ambula...   | 13,126.54    |            | 35,773.38    |
| Deposit                         | 06/10/2025 |      |                         | Deposit          |       | X   | 4210 · Ambula...   | 295.00       |            | 36,068.38    |
| Deposit                         | 06/11/2025 |      |                         | Deposit          |       | X   | 4210 · Ambula...   | 2,317.25     |            | 38,385.63    |
| Deposit                         | 06/12/2025 |      |                         | Deposit          |       | X   | 4210 · Ambula...   | 440.00       |            | 38,825.63    |
| Deposit                         | 06/13/2025 |      |                         | Deposit          |       | X   | 4210 · Ambula...   | 7,202.83     |            | 46,028.46    |
| Deposit                         | 06/16/2025 |      |                         | Deposit          |       | X   | 4210 · Ambula...   | 17,579.91    |            | 63,608.37    |
| Deposit                         | 06/17/2025 |      |                         | Deposit          |       | X   | 4210 · Ambula...   | 8,024.64     |            | 71,633.01    |
| Deposit                         | 06/18/2025 |      |                         | Deposit          |       | X   | 4210 · Ambula...   | 681.73       |            | 72,314.74    |
| Deposit                         | 06/20/2025 |      |                         | Deposit          |       | X   | 4210 · Ambula...   | 415.00       |            | 72,729.74    |
| Deposit                         | 06/23/2025 |      |                         | Deposit          |       | X   | 4210 · Ambula...   | 16,152.83    |            | 88,882.57    |
| Deposit                         | 06/24/2025 |      |                         | Deposit          |       | X   | 4210 · Ambula...   | 6,924.77     |            | 95,807.34    |
| Deposit                         | 06/25/2025 |      |                         | Deposit          |       | X   | 4210 · Ambula...   | 200.00       |            | 96,007.34    |
| Deposit                         | 06/26/2025 |      |                         | Deposit          |       | X   | 4210 · Ambula...   | 1,043.87     |            | 97,051.21    |
| Deposit                         | 06/27/2025 |      |                         | Deposit          |       | X   | 4210 · Ambula...   | 2,282.76     |            | 99,333.97    |
| Deposit                         | 06/30/2025 |      |                         | Deposit          |       | X   | 4210 · Ambula...   | 11,452.42    |            | 110,786.39   |
| Transfer                        | 06/30/2025 |      |                         | Funds Transfer   |       | X   | 10130 · Ambul...   |              | 116,541.48 | -5,755.09    |
| General Journal                 | 06/30/2025 | 883  |                         | To Reverse D...  |       | X   | 4260 · Plan Re...  |              | 300.00     | -6,055.09    |
| Total 10140 · Transport Lockbox |            |      |                         |                  |       |     |                    | 110,786.39   | 116,841.48 | -6,055.09    |
| <b>10150 · Payroll Account</b>  |            |      |                         |                  |       |     |                    |              |            |              |
| General Journal                 | 06/02/2025 | 850  |                         | BILL 06/02/25... |       | X   | 1072 · Bill.com... | 5.19         |            | 5.19         |
| General Journal                 | 06/02/2025 | 851  |                         | BILL 06/02/25... |       | X   | 1072 · Bill.com... | 264.78       |            | 269.97       |
| General Journal                 | 06/05/2025 | 852  |                         | BILL 06/05/25... |       | X   | 1072 · Bill.com... | 773.39       |            | 1,043.36     |
| General Journal                 | 06/05/2025 | 853  |                         | BILL 06/05/25... |       | X   | 1072 · Bill.com... |              | 115,441.90 | -114,398.54  |
| Check                           | 06/05/2025 | EFT  |                         |                  |       | X   | 21660 · HSA - ...  |              | 5,053.43   | -119,451.97  |
| Check                           | 06/06/2025 | 1002 | Nationwide Retirem...   |                  |       | X   | 21800 · Pre-Ta...  |              | 700.00     | -120,151.97  |
| Check                           | 06/06/2025 | 1003 | Nationwide Retirem...   |                  |       | X   | 21800 · Pre-Ta...  |              | 7,412.98   | -127,564.95  |
| Check                           | 06/06/2025 | 1004 | Nationwide Retirem...   |                  |       | X   | 21800 · Pre-Ta...  |              | 7,804.64   | -135,369.59  |
| Check                           | 06/06/2025 | 1005 | Health Equity           |                  |       | X   | 21660 · HSA - ...  |              | 20,804.08  | -156,173.67  |
| Check                           | 06/06/2025 | 1006 | Arizona State Retire... |                  |       | X   | 21725 · Civilia... |              | 27,158.94  | -183,332.61  |
| Check                           | 06/06/2025 | 1007 | Nationwide Retirem...   |                  |       | X   | 21800 · Pre-Ta...  |              | 43,715.22  | -227,047.83  |
| General Journal                 | 06/06/2025 | 887  |                         |                  |       | X   | 5010.1 · Admi...   |              | 357,517.00 | -584,564.83  |
| General Journal                 | 06/06/2025 | 887  |                         |                  |       | X   | 5010.1 · Admi...   |              | 86,951.27  | -671,516.10  |
| Check                           | 06/09/2025 | 1008 | PSPRS                   |                  |       | X   | 21700 · Career...  |              | 75,988.83  | -747,504.93  |
| General Journal                 | 06/11/2025 | 869  |                         | BILL 06/11/25... |       | X   | 1072 · Bill.com... | 346.36       |            | -747,158.57  |
| General Journal                 | 06/11/2025 | 870  |                         | BILL 06/11/25... |       | X   | 1072 · Bill.com... | 428.80       |            | -746,729.77  |
| General Journal                 | 06/12/2025 | 871  |                         | BILL 06/12/25... |       | X   | 1072 · Bill.com... |              | 63,435.96  | -810,165.73  |
| Transfer                        | 06/12/2025 |      |                         | Funds Transfer   |       | X   | 10130 · Ambul...   | 350,000.00   |            | -460,165.73  |
| Transfer                        | 06/12/2025 |      |                         | Funds Transfer   |       | X   | 10100 · Fund ...   | 350,000.00   |            | -110,165.73  |
| Transfer                        | 06/12/2025 |      |                         | Funds Transfer   |       | X   | 10100 · Fund ...   | 1,200,000.00 |            | 1,089,834.27 |
| Check                           | 06/12/2025 | 1009 | Bill.com                |                  |       | X   | 6301 · Comput...   |              | 550.80     | 1,089,283.47 |
| Check                           | 06/13/2025 | 1010 | Nationwide Retirem...   |                  |       | X   | 21800 · Pre-Ta...  |              | 8,361.45   | 1,080,922.02 |
| Check                           | 06/13/2025 | 1011 | Health Equity           |                  |       | X   | 21660 · HSA - ...  |              | 13,850.00  | 1,067,072.02 |
| Check                           | 06/13/2025 | 1012 | Arizona State Retire... |                  |       | X   | 21725 · Civilia... |              | 20,703.64  | 1,046,368.38 |
| General Journal                 | 06/13/2025 | 888  |                         |                  |       | X   | 5010.1 · Admi...   |              | 181,867.31 | 864,501.07   |
| General Journal                 | 06/13/2025 | 888  |                         |                  |       | X   | 5010.1 · Admi...   |              | 54,568.93  | 809,932.14   |
| General Journal                 | 06/13/2025 | 888  |                         | Sepulveda        |       | X   | 5010.1 · Admi...   |              | 5,077.09   | 804,855.05   |
| General Journal                 | 06/13/2025 | 888  |                         | Butel-1008       |       | X   | 5010.1 · Admi...   |              | 8,186.95   | 796,668.10   |

## Superstition Fire & Medical District Transaction Detail by Account June 2025

| Type  | Date       | Num  | Name                    | Memo             | Class | Clr | Split              | Debit        | Credit       | Balance     |
|---|------------|------|-------------------------|------------------|-------|-----|--------------------|--------------|--------------|-------------|
| General Journal                               | 06/13/2025 | 888  |                         | Shively          |       |     | 5010.1 · Admi...   |              | 2,832.87     | 793,835.23  |
| General Journal                               | 06/13/2025 | 888  |                         | Elliott          |       |     | 5010.1 · Admi...   | 19,504.44    |              | 774,330.79  |
| General Journal                               | 06/13/2025 | 888  |                         | Alonzo-1012      |       | X   | 5010.1 · Admi...   | 702.91       |              | 773,627.88  |
| Bill Pmt -Check                               | 06/17/2025 | N/A  | Chase Cardmember...     | # 424631538...   |       | X   | 20000 · Accou...   | 17,926.52    |              | 755,701.36  |
| Check   | 06/18/2025 | EFT  |                         |                  |       | X   | 21660 · HSA - ...  | 5,201.97     |              | 750,499.39  |
| General Journal                               | 06/20/2025 | 872  |                         | BILL 06/20/25... |       | X   | 1072 · Bill.com... | 47,450.67    |              | 703,048.72  |
| Check   | 06/20/2025 | 1013 | Nationwide Retirem...   |                  |       | X   | 21800 · Pre-Ta...  | 710.00       |              | 702,338.72  |
| Check   | 06/20/2025 | 1014 | Nationwide Retirem...   |                  |       | X   | 21800 · Pre-Ta...  | 6,988.55     |              | 695,350.17  |
| Check   | 06/20/2025 | 1015 | Nationwide Retirem...   |                  |       | X   | 21800 · Pre-Ta...  | 7,358.11     |              | 687,992.06  |
| Check   | 06/20/2025 | 1016 | Nationwide Retirem...   |                  |       | X   | 21800 · Pre-Ta...  | 46,830.90    |              | 641,161.16  |
| General Journal                               | 06/20/2025 | 889  |                         |                  |       | X   | 5010.1 · Admi...   | 338,582.00   |              | 302,579.16  |
| General Journal                               | 06/20/2025 | 889  |                         |                  |       | X   | 5010.1 · Admi...   | 83,718.37    |              | 218,860.79  |
| General Journal                               | 06/23/2025 | 873  |                         | BILL 06/23/25... |       | X   | 1072 · Bill.com... | 210.00       |              | 218,650.79  |
| General Journal                               | 06/23/2025 | 874  |                         | BILL 06/23/25... |       | X   | 1072 · Bill.com... | 11,410.11    |              | 207,240.68  |
| Check   | 06/23/2025 | 1017 | Health Equity           |                  |       | X   | 21660 · HSA - ...  | 20,679.08    |              | 186,561.60  |
| Check   | 06/23/2025 | 1018 | Arizona State Retire... |                  |       | X   | 21725 · Civilia... | 26,675.42    |              | 159,886.18  |
| Check   | 06/23/2025 | 1019 | PSPRS                   |                  |       | X   | 21700 · Career...  | 71,405.81    |              | 88,480.37   |
| General Journal                               | 06/26/2025 | 875  |                         | BILL 06/26/25... |       | X   | 1072 · Bill.com... | 105,856.40   |              | -17,376.03  |
| Transfer                                      | 06/30/2025 |      |                         | Funds Transfer   |       | X   | 10130 · Ambul...   | 200,000.00   |              | 182,623.97  |
| General Journal                               | 06/30/2025 | 890  |                         | BILL 06/30/25... |       | X   | 1072 · Bill.com... | 167.04       |              | 182,791.01  |
| Total 10150 · Payroll Account                 |            |      |                         |                  |       |     |                    | 2,101,985.56 | 1,919,194.55 | 182,791.01  |
| <b>10200 · Fund Cash - Capital Projects</b>   |            |      |                         |                  |       |     |                    |              |              |             |
| Transfer                                      | 06/26/2025 |      |                         | Funds Transfer   |       | X   | 10100 · Fund ...   | 312,318.40   |              | 312,318.40  |
| General Journal                               | 06/30/2025 | 880  |                         | To Record Pr...  |       | X   | 4250 · Interest... | 9,955.66     |              | 322,274.06  |
| Total 10200 · Fund Cash - Capital Projects    |            |      |                         |                  |       |     |                    | 322,274.06   | 0.00         | 322,274.06  |
| <b>10400 · Special Revenue Fund</b>           |            |      |                         |                  |       |     |                    |              |              |             |
| General Journal                               | 06/30/2025 | 879  |                         | To Record Int... |       | X   | 4250 · Interest... | 1,279.10     |              | 1,279.10    |
| Total 10400 · Special Revenue Fund            |            |      |                         |                  |       |     |                    | 1,279.10     | 0.00         | 1,279.10    |
| <b>10500 · Fund Cash - Bond Proceeds 2006</b> |            |      |                         |                  |       |     |                    |              |              |             |
| Check   | 06/12/2025 | EFT  |                         |                  |       | X   | 8500 · Debt Pa...  |              | 639,000.00   | -639,000.00 |
| General Journal                               | 06/30/2025 | 878  |                         | To Record Pr...  |       | X   | 4010 · Propert...  | 7,618.75     |              | -631,381.25 |
| Total 10500 · Fund Cash - Bond Proceeds 2006  |            |      |                         |                  |       |     |                    | 7,618.75     | 639,000.00   | -631,381.25 |
| <b>10600 · Debt Retirement Interest</b>       |            |      |                         |                  |       |     |                    |              |              |             |
| General Journal                               | 06/30/2025 | 877  |                         | To Record Pr...  |       | X   | 4010 · Propert...  | 554.52       |              | 554.52      |
| Check   | 06/30/2025 |      |                         |                  |       | X   | 7112 · Interest... |              | 27,974.55    | -27,420.03  |
| Total 10600 · Debt Retirement Interest        |            |      |                         |                  |       |     |                    | 554.52       | 27,974.55    | -27,420.03  |
| <b>10700 · Contingency Reserve Fund Cash</b>  |            |      |                         |                  |       |     |                    |              |              |             |
| General Journal                               | 06/30/2025 | 876  |                         | To Record Int... |       | X   | 4250 · Interest... | 13,580.31    |              | 13,580.31   |
| Total 10700 · Contingency Reserve Fund Cash   |            |      |                         |                  |       |     |                    | 13,580.31    | 0.00         | 13,580.31   |
| <b>1072 · Bill.com Money Out Clearing</b>     |            |      |                         |                  |       |     |                    |              |              |             |
| General Journal                               | 06/02/2025 | 850  |                         | BILL 06/02/25... |       |     | 10150 · Payroll... |              | 5.19         | -5.19       |

## Superstition Fire & Medical District Transaction Detail by Account June 2025

| Type            | Date       | Num      | Name                     | Memo              | Class | Clr | Split              | Debit     | Credit | Balance    |
|-----------------|------------|----------|--------------------------|-------------------|-------|-----|--------------------|-----------|--------|------------|
| General Journal | 06/02/2025 | 851      |                          | BILL 06/02/25...  |       |     | 10150 · Payroll... |           | 264.78 | -269.97    |
| Bill Pmt -Check | 06/05/2025 | Bill.com | Kabat's Frontier Ace...  | https://app02.... |       |     | 20000 · Accou...   | 49.08     |        | -319.05    |
| Bill Pmt -Check | 06/05/2025 | Bill.com | Kabat's Frontier Ace...  | https://app02.... |       |     | 20000 · Accou...   | 49.04     |        | -368.09    |
| Bill Pmt -Check | 06/05/2025 | Bill.com | O'Reilly Automotive ...  | https://app02.... |       |     | 20000 · Accou...   | 85.03     |        | -453.12    |
| Bill Pmt -Check | 06/05/2025 | Bill.com | Kabat's Frontier Ace...  | https://app02.... |       |     | 20000 · Accou...   | 7.84      |        | -460.96    |
| Bill Pmt -Check | 06/05/2025 | Bill.com | Boyetts Family Wat...    | https://app02.... |       |     | 20000 · Accou...   | 65.46     |        | -526.42    |
| Bill Pmt -Check | 06/05/2025 | Bill.com | Wex Bank, Inc.           | https://app02.... |       |     | 20000 · Accou...   | 2,355.93  |        | -2,882.35  |
| Bill Pmt -Check | 06/05/2025 | Bill.com | Boyetts Family Wat...    | https://app02.... |       |     | 20000 · Accou...   | 98.19     |        | -2,980.54  |
| Bill Pmt -Check | 06/05/2025 | Bill.com | Freightliner Of Arizo... | https://app02.... |       |     | 20000 · Accou...   | 58.30     |        | -3,038.84  |
| Bill Pmt -Check | 06/05/2025 | Bill.com | Boyetts Family Wat...    | https://app02.... |       |     | 20000 · Accou...   | 343.88    |        | -3,382.72  |
| Bill Pmt -Check | 06/05/2025 | Bill.com | Bud's Bulk Ice Servi...  | https://app02.... |       |     | 20000 · Accou...   | 589.72    |        | -3,972.44  |
| Bill Pmt -Check | 06/05/2025 | Bill.com | Hughes Fire Equip...     | https://app02.... |       |     | 20000 · Accou...   | 174.47    |        | -4,146.91  |
| Bill Pmt -Check | 06/05/2025 | Bill.com | Kabat's Frontier Ace...  | https://app02.... |       |     | 20000 · Accou...   | 52.97     |        | -4,199.88  |
| Bill Pmt -Check | 06/05/2025 | Bill.com | Salt River Project       | https://app02.... |       |     | 20000 · Accou...   | 8,045.48  |        | -12,245.36 |
| Bill Pmt -Check | 06/05/2025 | Bill.com | Factory Motor Parts      | https://app02.... |       |     | 20000 · Accou...   | 343.63    |        | -12,588.99 |
| Bill Pmt -Check | 06/05/2025 | Bill.com | Arizona Water Com...     | https://app02.... |       |     | 20000 · Accou...   | 307.19    |        | -12,896.18 |
| Bill Pmt -Check | 06/05/2025 | Bill.com | CenturyLink              | https://app02.... |       |     | 20000 · Accou...   | 117.86    |        | -13,014.04 |
| Bill Pmt -Check | 06/05/2025 | Bill.com | Hughes Fire Equip...     | https://app02.... |       |     | 20000 · Accou...   | 93.14     |        | -13,107.18 |
| Bill Pmt -Check | 06/05/2025 | Bill.com | Arizona PPE Recon...     | https://app02.... |       |     | 20000 · Accou...   | 125.00    |        | -13,232.18 |
| Bill Pmt -Check | 06/05/2025 | Bill.com | United Fire Equipm...    | https://app02.... |       |     | 20000 · Accou...   | 38.48     |        | -13,270.66 |
| Bill Pmt -Check | 06/05/2025 | Bill.com | Hughes Fire Equip...     | https://app02.... |       |     | 20000 · Accou...   | 154.18    |        | -13,424.84 |
| Bill Pmt -Check | 06/05/2025 | Bill.com | Kabat's Frontier Ace...  | https://app02.... |       |     | 20000 · Accou...   | 29.45     |        | -13,454.29 |
| Bill Pmt -Check | 06/05/2025 | Bill.com | Bound Tree Medical...    | https://app02.... |       |     | 20000 · Accou...   | 2,873.38  |        | -16,327.67 |
| Bill Pmt -Check | 06/05/2025 | Bill.com | Waxie Sanitary Sup...    | https://app02.... |       |     | 20000 · Accou...   | 133.61    |        | -16,461.28 |
| Bill Pmt -Check | 06/05/2025 | Bill.com | Hafer A/C & Refridg...   | https://app02.... |       |     | 20000 · Accou...   | 660.00    |        | -17,121.28 |
| Bill Pmt -Check | 06/05/2025 | Bill.com | Bud's Bulk Ice Servi...  | https://app02.... |       |     | 20000 · Accou...   | 415.96    |        | -17,537.24 |
| Bill Pmt -Check | 06/05/2025 | Bill.com | Bud's Bulk Ice Servi...  | https://app02.... |       |     | 20000 · Accou...   | 502.84    |        | -18,040.08 |
| Bill Pmt -Check | 06/05/2025 | Bill.com | Dynamic Duo Janito...    | https://app02.... |       |     | 20000 · Accou...   | 280.00    |        | -18,320.08 |
| Bill Pmt -Check | 06/05/2025 | Bill.com | United Fire Equipm...    | https://app02.... |       |     | 20000 · Accou...   | 178.61    |        | -18,498.69 |
| Bill Pmt -Check | 06/05/2025 | Bill.com | Kabat's Frontier Ace...  | https://app02.... |       |     | 20000 · Accou...   | 17.65     |        | -18,516.34 |
| Bill Pmt -Check | 06/05/2025 | Bill.com | Arizona Propane          | https://app02.... |       |     | 20000 · Accou...   | 348.54    |        | -18,864.88 |
| Bill Pmt -Check | 06/05/2025 | Bill.com | James Vincent Grou...    | https://app02.... |       |     | 20000 · Accou...   | 5,100.00  |        | -23,964.88 |
| Bill Pmt -Check | 06/05/2025 | Bill.com | Kabat's Frontier Ace...  | https://app02.... |       |     | 20000 · Accou...   | 88.27     |        | -24,053.15 |
| Bill Pmt -Check | 06/05/2025 | Bill.com | United Fire Equipm...    | https://app02.... |       |     | 20000 · Accou...   | 154.73    |        | -24,207.88 |
| Bill Pmt -Check | 06/05/2025 | Bill.com | Southwest Gas Cor...     | https://app02.... |       |     | 20000 · Accou...   | 53.21     |        | -24,261.09 |
| Bill Pmt -Check | 06/05/2025 | Bill.com | Hawkeye Engraving...     | https://app02.... |       |     | 20000 · Accou...   | 35.28     |        | -24,296.37 |
| Bill Pmt -Check | 06/05/2025 | Bill.com | Kabat's Frontier Ace...  | https://app02.... |       |     | 20000 · Accou...   | 10.07     |        | -24,306.44 |
| Bill Pmt -Check | 06/05/2025 | Bill.com | Hawkeye Engraving...     | https://app02.... |       |     | 20000 · Accou...   | 329.15    |        | -24,635.59 |
| Bill Pmt -Check | 06/05/2025 | Bill.com | Kabat's Frontier Ace...  | https://app02.... |       |     | 20000 · Accou...   | 4.49      |        | -24,640.08 |
| Bill Pmt -Check | 06/05/2025 | Bill.com | Hughes Fire Equip...     | https://app02.... |       |     | 20000 · Accou...   | 425.81    |        | -25,065.89 |
| Bill Pmt -Check | 06/05/2025 | Bill.com | O'Reilly Automotive ...  | https://app02.... |       |     | 20000 · Accou...   | 74.56     |        | -25,140.45 |
| Bill Pmt -Check | 06/05/2025 | Bill.com | Rite-A-Way Garage ...    | https://app02.... |       |     | 20000 · Accou...   | 3,810.38  |        | -28,950.83 |
| Bill Pmt -Check | 06/05/2025 | Bill.com | Kabat's Frontier Ace...  | https://app02.... |       |     | 20000 · Accou...   | 24.74     |        | -28,975.57 |
| Bill Pmt -Check | 06/05/2025 | Bill.com | United Fire Equipm...    | https://app02.... |       |     | 20000 · Accou...   | 432.77    |        | -29,408.34 |
| Bill Pmt -Check | 06/05/2025 | Bill.com | Empire Southwest L...    | https://app02.... |       |     | 20000 · Accou...   | 272.75    |        | -29,681.09 |
| Bill Pmt -Check | 06/05/2025 | Bill.com | Boyetts Family Wat...    | https://app02.... |       |     | 20000 · Accou...   | 98.19     |        | -29,779.28 |
| Bill Pmt -Check | 06/05/2025 | Bill.com | Kabat's Frontier Ace...  | https://app02.... |       |     | 20000 · Accou...   | 9.81      |        | -29,789.09 |
| Bill Pmt -Check | 06/05/2025 | Bill.com | Bound Tree Medical...    | https://app02.... |       |     | 20000 · Accou...   | 13,762.23 |        | -43,551.32 |
| Bill Pmt -Check | 06/05/2025 | Bill.com | Boyetts Family Wat...    | https://app02.... |       |     | 20000 · Accou...   | 32.73     |        | -43,584.05 |
| Bill Pmt -Check | 06/05/2025 | Bill.com | UNITED HEALTHC...        | https://app02.... |       |     | 20000 · Accou...   | 427.03    |        | -44,011.08 |

## Superstition Fire & Medical District Transaction Detail by Account June 2025

| Type            | Date       | Num      | Name                    | Memo              | Class | Clr | Split              | Debit      | Credit    | Balance     |
|-----------------|------------|----------|-------------------------|-------------------|-------|-----|--------------------|------------|-----------|-------------|
| Bill Pmt -Check | 06/05/2025 | Bill.com | United Fire Equipm...   | https://app02.... |       |     | 20000 · Accou...   |            | 22.26     | -44,033.34  |
| Bill Pmt -Check | 06/05/2025 | Bill.com | 7710 Insurance Co, ...  | https://app02.... |       |     | 20000 · Accou...   |            | 36,186.23 | -80,219.57  |
| Bill Pmt -Check | 06/05/2025 | Bill.com | Arizona Emergency ...   | https://app02.... |       |     | 20000 · Accou...   |            | 9,435.16  | -89,654.73  |
| Bill Pmt -Check | 06/05/2025 | Bill.com | Southwest Gas Cor...    | https://app02.... |       |     | 20000 · Accou...   |            | 30.35     | -89,685.08  |
| Bill Pmt -Check | 06/05/2025 | Bill.com | O'Reilly Automotive ... | https://app02.... |       |     | 20000 · Accou...   |            | 27.76     | -89,712.84  |
| Bill Pmt -Check | 06/05/2025 | Bill.com | Mediacom                | https://app02.... |       |     | 20000 · Accou...   |            | 537.63    | -90,250.47  |
| Bill Pmt -Check | 06/05/2025 | Bill.com | Boyetts Family Wat...   | https://app02.... |       |     | 20000 · Accou...   |            | 96.40     | -90,346.87  |
| Bill Pmt -Check | 06/05/2025 | Bill.com | Kabat's Frontier Ace... | https://app02.... |       |     | 20000 · Accou...   |            | 26.48     | -90,373.35  |
| Bill Pmt -Check | 06/05/2025 | Bill.com | UNITED HEALTHC...       | https://app02.... |       |     | 20000 · Accou...   |            | 346.36    | -90,719.71  |
| Bill Pmt -Check | 06/05/2025 | Bill.com | Mesa Fire/Medical ...   | https://app02.... |       |     | 20000 · Accou...   | 14,330.00  |           | -105,049.71 |
| Bill Pmt -Check | 06/05/2025 | Bill.com | United Fire Equipm...   | https://app02.... |       |     | 20000 · Accou...   | 108.64     |           | -105,158.35 |
| Bill Pmt -Check | 06/05/2025 | Bill.com | MPAKS Solutions L...    | https://app02.... |       |     | 20000 · Accou...   | 758.68     |           | -105,917.03 |
| Bill Pmt -Check | 06/05/2025 | Bill.com | Apache Junction Se...   | https://app02.... |       |     | 20000 · Accou...   | 124.34     |           | -106,041.37 |
| Bill Pmt -Check | 06/05/2025 | Bill.com | Hughes Fire Equip...    | https://app02.... |       |     | 20000 · Accou...   | 280.45     |           | -106,321.82 |
| Bill Pmt -Check | 06/05/2025 | Bill.com | United Fire Equipm...   | https://app02.... |       |     | 20000 · Accou...   | 91.12      |           | -106,412.94 |
| Bill Pmt -Check | 06/05/2025 | Bill.com | Hughes Fire Equip...    | https://app02.... |       |     | 20000 · Accou...   | 192.85     |           | -106,605.79 |
| Bill Pmt -Check | 06/05/2025 | Bill.com | Bud's Bulk Ice Servi... | https://app02.... |       |     | 20000 · Accou...   | 415.96     |           | -107,021.75 |
| Bill Pmt -Check | 06/05/2025 | Bill.com | Factory Motor Parts     | https://app02.... |       |     | 20000 · Accou...   | 114.54     |           | -107,136.29 |
| Bill Pmt -Check | 06/05/2025 | Bill.com | ADR Hardware, LLC       | https://app02.... |       |     | 20000 · Accou...   | 11.99      |           | -107,148.28 |
| Bill Pmt -Check | 06/05/2025 | Bill.com | Hawkeye Engraving...    | https://app02.... |       |     | 20000 · Accou...   | 192.07     |           | -107,340.35 |
| Bill Pmt -Check | 06/05/2025 | Bill.com | Arizona Water Com...    | https://app02.... |       |     | 20000 · Accou...   | 52.45      |           | -107,392.80 |
| Bill Pmt -Check | 06/05/2025 | Bill.com | Mediacom                | https://app02.... |       |     | 20000 · Accou...   | 5,949.04   |           | -113,341.84 |
| Bill Pmt -Check | 06/05/2025 | Bill.com | Bud's Bulk Ice Servi... | https://app02.... |       |     | 20000 · Accou...   | 415.96     |           | -113,757.80 |
| Bill Pmt -Check | 06/05/2025 | Bill.com | O'Reilly Automotive ... | https://app02.... |       |     | 20000 · Accou...   | 26.84      |           | -113,784.64 |
| Bill Pmt -Check | 06/05/2025 | Bill.com | Southwest Gas Cor...    | https://app02.... |       |     | 20000 · Accou...   | 120.43     |           | -113,905.07 |
| Bill Pmt -Check | 06/05/2025 | Bill.com | O'Reilly Automotive ... | https://app02.... |       |     | 20000 · Accou...   | 329.88     |           | -114,234.95 |
| Bill Pmt -Check | 06/05/2025 | Bill.com | Waxie Sanitary Sup...   | https://app02.... |       |     | 20000 · Accou...   | 122.15     |           | -114,357.10 |
| Bill Pmt -Check | 06/05/2025 | Bill.com | Boyetts Family Wat...   | https://app02.... |       |     | 20000 · Accou...   | 32.73      |           | -114,389.83 |
| Bill Pmt -Check | 06/05/2025 | Bill.com | O'Reilly Automotive ... | https://app02.... |       |     | 20000 · Accou...   | 32.71      |           | -114,422.54 |
| Bill Pmt -Check | 06/05/2025 | Bill.com | United Fire Equipm...   | https://app02.... |       |     | 20000 · Accou...   | 182.20     |           | -114,604.74 |
| Bill Pmt -Check | 06/05/2025 | Bill.com | Boyetts Family Wat...   | https://app02.... |       |     | 20000 · Accou...   | 64.02      |           | -114,668.76 |
| Bill Pmt -Check | 06/05/2025 | Bill.com | Arizona PPE Recon...    | https://app02.... |       |     | 20000 · Accou...   | 336.00     |           | -115,004.76 |
| Bill Pmt -Check | 06/05/2025 | Bill.com | Bud's Bulk Ice Servi... | https://app02.... |       |     | 20000 · Accou...   | 329.08     |           | -115,333.84 |
| Bill Pmt -Check | 06/05/2025 | Bill.com | Kabat's Frontier Ace... | https://app02.... |       |     | 20000 · Accou...   | 26.48      |           | -115,360.32 |
| General Journal | 06/05/2025 | 852      |                         | BILL 06/05/25...  |       |     | 10150 · Payroll... |            | 773.39    | -116,133.71 |
| General Journal | 06/05/2025 | 853      |                         | BILL 06/05/25...  |       |     | 10150 · Payroll... | 115,441.90 |           | -691.81     |
| Bill Pmt -Check | 06/05/2025 | Bill.com | SHIRLEY HUMPH...        | https://app02.... |       |     | 20000 · Accou...   |            | 5.19      | -697.00     |
| General Journal | 06/11/2025 | 869      |                         | BILL 06/11/25...  |       |     | 10150 · Payroll... |            | 346.36    | -1,043.36   |
| General Journal | 06/11/2025 | 870      |                         | BILL 06/11/25...  |       |     | 10150 · Payroll... |            | 428.80    | -1,472.16   |
| Bill Pmt -Check | 06/12/2025 | Bill.com | Arizona Propane         | https://app02.... |       |     | 20000 · Accou...   |            | 109.16    | -1,581.32   |
| Bill Pmt -Check | 06/12/2025 | Bill.com | Waxie Sanitary Sup...   | https://app02.... |       |     | 20000 · Accou...   |            | 127.13    | -1,708.45   |
| Bill Pmt -Check | 06/12/2025 | Bill.com | United Fire Equipm...   | https://app02.... |       |     | 20000 · Accou...   |            | 556.63    | -2,265.08   |
| Bill Pmt -Check | 06/12/2025 | Bill.com | United Fire Equipm...   | https://app02.... |       |     | 20000 · Accou...   |            | 382.27    | -2,647.35   |
| Bill Pmt -Check | 06/12/2025 | Bill.com | Sunrise Health          | https://app02.... |       |     | 20000 · Accou...   |            | 180.00    | -2,827.35   |
| Bill Pmt -Check | 06/12/2025 | Bill.com | O'Reilly Automotive ... | https://app02.... |       |     | 20000 · Accou...   |            | 16.61     | -2,843.96   |
| Bill Pmt -Check | 06/12/2025 | Bill.com | O'Reilly Automotive ... | https://app02.... |       |     | 20000 · Accou...   |            | 46.38     | -2,890.34   |
| Bill Pmt -Check | 06/12/2025 | Bill.com | United Fire Equipm...   | https://app02.... |       |     | 20000 · Accou...   |            | 243.20    | -3,133.54   |
| Bill Pmt -Check | 06/12/2025 | Bill.com | Southern Tire Mart, ... | https://app02.... |       |     | 20000 · Accou...   |            | 3,553.41  | -6,686.95   |
| Bill Pmt -Check | 06/12/2025 | Bill.com | City of Apache Junc...  | https://app02.... |       |     | 20000 · Accou...   |            | 9,541.88  | -16,228.83  |
| Bill Pmt -Check | 06/12/2025 | Bill.com | FireVent, LLC           | https://app02.... |       |     | 20000 · Accou...   |            | 15,800.00 | -32,028.83  |

## Superstition Fire & Medical District Transaction Detail by Account June 2025

| Type            | Date       | Num      | Name                     | Memo              | Class | Clr | Split      | Debit     | Credit    | Balance    |
|-----------------|------------|----------|--------------------------|-------------------|-------|-----|------------|-----------|-----------|------------|
| Bill Pmt -Check | 06/12/2025 | Bill.com | Bound Tree Medical...    | https://app02.... | 20000 | ·   | Accou...   |           | 867.01    | -32,895.84 |
| Bill Pmt -Check | 06/12/2025 | Bill.com | Waxie Sanitary Sup...    | https://app02.... | 20000 | ·   | Accou...   |           | 689.89    | -33,585.73 |
| Bill Pmt -Check | 06/12/2025 | Bill.com | United Fire Equipm...    | https://app02.... | 20000 | ·   | Accou...   |           | 100.54    | -33,686.27 |
| Bill Pmt -Check | 06/12/2025 | Bill.com | United Fire Equipm...    | https://app02.... | 20000 | ·   | Accou...   |           | 323.29    | -34,009.56 |
| Bill Pmt -Check | 06/12/2025 | Bill.com | Fleetpride, Inc          | https://app02.... | 20000 | ·   | Accou...   |           | 117.91    | -34,127.47 |
| Bill Pmt -Check | 06/12/2025 | Bill.com | CenturyLink              | https://app02.... | 20000 | ·   | Accou...   |           | 350.23    | -34,477.70 |
| Bill Pmt -Check | 06/12/2025 | Bill.com | Banner Goldfield Ho...   | https://app02.... | 20000 | ·   | Accou...   |           | 1,386.90  | -35,864.60 |
| Bill Pmt -Check | 06/12/2025 | Bill.com | Southern Tire Mart, ...  | https://app02.... | 20000 | ·   | Accou...   |           | 1,644.38  | -37,508.98 |
| Bill Pmt -Check | 06/12/2025 | Bill.com | Southern Tire Mart, ...  | https://app02.... | 20000 | ·   | Accou...   |           | 395.27    | -37,904.25 |
| Bill Pmt -Check | 06/12/2025 | Bill.com | United Fire Equipm...    | https://app02.... | 20000 | ·   | Accou...   |           | 391.47    | -38,295.72 |
| Bill Pmt -Check | 06/12/2025 | Bill.com | United Fire Equipm...    | https://app02.... | 20000 | ·   | Accou...   |           | 382.27    | -38,677.99 |
| Bill Pmt -Check | 06/12/2025 | Bill.com | Hughes Fire Equip...     | https://app02.... | 20000 | ·   | Accou...   |           | 10,205.19 | -48,883.18 |
| Bill Pmt -Check | 06/12/2025 | Bill.com | Medline Industries, LP   | https://app02.... | 20000 | ·   | Accou...   |           | 312.03    | -49,195.21 |
| Bill Pmt -Check | 06/12/2025 | Bill.com | Support Payment Cl...    | https://app02.... | 20000 | ·   | Accou...   |           | 1,225.82  | -50,421.03 |
| Bill Pmt -Check | 06/12/2025 | Bill.com | Arizona Propane          | https://app02.... | 20000 | ·   | Accou...   |           | 54.58     | -50,475.61 |
| Bill Pmt -Check | 06/12/2025 | Bill.com | Republic Services #...   | https://app02.... | 20000 | ·   | Accou...   |           | 553.23    | -51,028.84 |
| Bill Pmt -Check | 06/12/2025 | Bill.com | Verizon Wireless Se...   | https://app02.... | 20000 | ·   | Accou...   |           | 1,927.57  | -52,956.41 |
| Bill Pmt -Check | 06/12/2025 | Bill.com | David Clark Compa...     | https://app02.... | 20000 | ·   | Accou...   |           | 748.00    | -53,704.41 |
| Bill Pmt -Check | 06/12/2025 | Bill.com | Solvent Recy-Clean,...   | https://app02.... | 20000 | ·   | Accou...   |           | 190.00    | -53,894.41 |
| Bill Pmt -Check | 06/12/2025 | Bill.com | Waxie Sanitary Sup...    | https://app02.... | 20000 | ·   | Accou...   |           | 41.78     | -53,936.19 |
| Bill Pmt -Check | 06/12/2025 | Bill.com | Waxie Sanitary Sup...    | https://app02.... | 20000 | ·   | Accou...   |           | 1,043.75  | -54,979.94 |
| Bill Pmt -Check | 06/12/2025 | Bill.com | O'Reilly Automotive ...  | https://app02.... | 20000 | ·   | Accou...   |           | 97.73     | -55,077.67 |
| Bill Pmt -Check | 06/12/2025 | Bill.com | Heartfit For Duty LLC    | https://app02.... | 20000 | ·   | Accou...   |           | 1,759.84  | -56,837.51 |
| Bill Pmt -Check | 06/12/2025 | Bill.com | Freightliner Of Arizo... | https://app02.... | 20000 | ·   | Accou...   |           | 91.62     | -56,929.13 |
| Bill Pmt -Check | 06/12/2025 | Bill.com | RWC International, ...   | https://app02.... | 20000 | ·   | Accou...   |           | 457.75    | -57,386.88 |
| Bill Pmt -Check | 06/12/2025 | Bill.com | RWC International, ...   | https://app02.... | 20000 | ·   | Accou...   |           | 305.66    | -57,692.54 |
| Bill Pmt -Check | 06/12/2025 | Bill.com | Wist Supply & Equi...    | https://app02.... | 20000 | ·   | Accou...   |           | 121.17    | -57,813.71 |
| Bill Pmt -Check | 06/12/2025 | Bill.com | Prudential Overall S...  | https://app02.... | 20000 | ·   | Accou...   |           | 2,256.30  | -60,070.01 |
| Bill Pmt -Check | 06/12/2025 | Bill.com | Bound Tree Medical...    | https://app02.... | 20000 | ·   | Accou...   |           | 4,838.11  | -64,908.12 |
| General Journal | 06/12/2025 | 871      |                          | BILL 06/12/25...  | 10150 | ·   | Payroll... | 63,435.96 |           | -1,472.16  |
| Bill Pmt -Check | 06/17/2025 |          | L.N. Curtis & Sons       | QuickBooks g...   | 20000 | ·   | Accou...   | 0.00      |           | -1,472.16  |
| Bill Pmt -Check | 06/20/2025 | Bill.com | Superstition Safety ...  | https://app02.... | 20000 | ·   | Accou...   |           | 270.00    | -1,742.16  |
| Bill Pmt -Check | 06/20/2025 | Bill.com | Prophet Network Int...   | https://app02.... | 20000 | ·   | Accou...   |           | 3,608.24  | -5,350.40  |
| Bill Pmt -Check | 06/20/2025 | Bill.com | Liberty Utilities AZ     | https://app02.... | 20000 | ·   | Accou...   |           | 73.36     | -5,423.76  |
| Bill Pmt -Check | 06/20/2025 | Bill.com | Ginco Plumbing LLC       | https://app02.... | 20000 | ·   | Accou...   |           | 625.32    | -6,049.08  |
| Bill Pmt -Check | 06/20/2025 | Bill.com | O'Reilly Automotive ...  | https://app02.... | 20000 | ·   | Accou...   |           | 124.31    | -6,173.39  |
| Bill Pmt -Check | 06/20/2025 | Bill.com | San Tan Auto Partn...    | https://app02.... | 20000 | ·   | Accou...   |           | 286.54    | -6,459.93  |
| Bill Pmt -Check | 06/20/2025 | Bill.com | San Tan Auto Partn...    | https://app02.... | 20000 | ·   | Accou...   |           | 113.21    | -6,573.14  |
| Bill Pmt -Check | 06/20/2025 | Bill.com | United Fire Equipm...    | https://app02.... | 20000 | ·   | Accou...   |           | 379.38    | -6,952.52  |
| Bill Pmt -Check | 06/20/2025 | Bill.com | Bound Tree Medical...    | https://app02.... | 20000 | ·   | Accou...   |           | 3,604.66  | -10,557.18 |
| Bill Pmt -Check | 06/20/2025 | Bill.com | O'Reilly Automotive ...  | https://app02.... | 20000 | ·   | Accou...   |           | 52.32     | -10,609.50 |
| Bill Pmt -Check | 06/20/2025 | Bill.com | Fleetpride, Inc          | https://app02.... | 20000 | ·   | Accou...   |           | 1,190.94  | -11,800.44 |
| Bill Pmt -Check | 06/20/2025 | Bill.com | Apache Junction W...     | https://app02.... | 20000 | ·   | Accou...   |           | 310.41    | -12,110.85 |
| Bill Pmt -Check | 06/20/2025 | Bill.com | Arizona PPE Recon...     | https://app02.... | 20000 | ·   | Accou...   |           | 197.00    | -12,307.85 |
| Bill Pmt -Check | 06/20/2025 | Bill.com | San Tan Auto Partn...    | https://app02.... | 20000 | ·   | Accou...   |           | 869.90    | -13,177.75 |
| Bill Pmt -Check | 06/20/2025 | Bill.com | Mr. Geof Shively         | https://app02.... | 20000 | ·   | Accou...   |           | 2,430.00  | -15,607.75 |
| Bill Pmt -Check | 06/20/2025 | Bill.com | San Tan Auto Partn...    | https://app02.... | 20000 | ·   | Accou...   |           | 79.27     | -15,687.02 |
| Bill Pmt -Check | 06/20/2025 | Bill.com | Arizona Water Com...     | https://app02.... | 20000 | ·   | Accou...   |           | 163.76    | -15,850.78 |
| Bill Pmt -Check | 06/20/2025 | Bill.com | CenturyLink              | https://app02.... | 20000 | ·   | Accou...   |           | 117.48    | -15,968.26 |
| Bill Pmt -Check | 06/20/2025 | Bill.com | United Fire Equipm...    | https://app02.... | 20000 | ·   | Accou...   |           | 379.38    | -16,347.64 |

## Superstition Fire & Medical District Transaction Detail by Account June 2025

| Type            | Date       | Num      | Name                     | Memo              | Class | Clr | Split      | Debit     | Credit   | Balance    |
|-----------------|------------|----------|--------------------------|-------------------|-------|-----|------------|-----------|----------|------------|
| Bill Pmt -Check | 06/20/2025 | Bill.com | Mediacom                 | https://app02.... | 20000 | ·   | Accou...   |           | 229.95   | -16,577.59 |
| Bill Pmt -Check | 06/20/2025 | Bill.com | O'Reilly Automotive ...  | https://app02.... | 20000 | ·   | Accou...   |           | 6.54     | -16,584.13 |
| Bill Pmt -Check | 06/20/2025 | Bill.com | Arizona Water Com...     | https://app02.... | 20000 | ·   | Accou...   |           | 38.36    | -16,622.49 |
| Bill Pmt -Check | 06/20/2025 | Bill.com | Bound Tree Medical...    | https://app02.... | 20000 | ·   | Accou...   |           | 45.28    | -16,667.77 |
| Bill Pmt -Check | 06/20/2025 | Bill.com | Liberty Utilities AZ     | https://app02.... | 20000 | ·   | Accou...   |           | 60.45    | -16,728.22 |
| Bill Pmt -Check | 06/20/2025 | Bill.com | Apache Junction W...     | https://app02.... | 20000 | ·   | Accou...   |           | 90.95    | -16,819.17 |
| Bill Pmt -Check | 06/20/2025 | Bill.com | Apache Junction W...     | https://app02.... | 20000 | ·   | Accou...   |           | 62.66    | -16,881.83 |
| Bill Pmt -Check | 06/20/2025 | Bill.com | Waxie Sanitary Sup...    | https://app02.... | 20000 | ·   | Accou...   |           | 125.70   | -17,007.53 |
| Bill Pmt -Check | 06/20/2025 | Bill.com | Highground, Inc.         | https://app02.... | 20000 | ·   | Accou...   |           | 5,000.00 | -22,007.53 |
| Bill Pmt -Check | 06/20/2025 | Bill.com | MPAKS Solutions L...     | https://app02.... | 20000 | ·   | Accou...   |           | 758.68   | -22,766.21 |
| Bill Pmt -Check | 06/20/2025 | Bill.com | Arizona PPE Recon...     | https://app02.... | 20000 | ·   | Accou...   |           | 225.00   | -22,991.21 |
| Bill Pmt -Check | 06/20/2025 | Bill.com | City of Mesa             | https://app02.... | 20000 | ·   | Accou...   |           | 6,718.00 | -29,709.21 |
| Bill Pmt -Check | 06/20/2025 | Bill.com | The University of Ari... | https://app02.... | 20000 | ·   | Accou...   |           | 100.00   | -29,809.21 |
| Bill Pmt -Check | 06/20/2025 | Bill.com | Standard Insurance ...   | https://app02.... | 20000 | ·   | Accou...   |           | 5,851.28 | -35,660.49 |
| Bill Pmt -Check | 06/20/2025 | Bill.com | Standard Insurance ...   | https://app02.... | 20000 | ·   | Accou...   |           | 6,288.51 | -41,949.00 |
| Bill Pmt -Check | 06/20/2025 | Bill.com | UKG Inc                  | https://app02.... | 20000 | ·   | Accou...   |           | 141.72   | -42,090.72 |
| Bill Pmt -Check | 06/20/2025 | Bill.com | Bound Tree Medical...    | https://app02.... | 20000 | ·   | Accou...   |           | 4,102.97 | -46,193.69 |
| Bill Pmt -Check | 06/20/2025 | Bill.com | Bud's Bulk Ice Servi...  | https://app02.... | 20000 | ·   | Accou...   |           | 329.08   | -46,522.77 |
| Bill Pmt -Check | 06/20/2025 | Bill.com | Jonoco, LLC              | https://app02.... | 20000 | ·   | Accou...   |           | 390.00   | -46,912.77 |
| Bill Pmt -Check | 06/20/2025 | Bill.com | Mohawk Automotive...     | https://app02.... | 20000 | ·   | Accou...   |           | 1,950.06 | -48,862.83 |
| Bill Pmt -Check | 06/20/2025 | Bill.com | A-1 Auto & Muffler ...   | https://app02.... | 20000 | ·   | Accou...   |           | 60.00    | -48,922.83 |
| General Journal | 06/20/2025 | 872      |                          | BILL 06/20/25...  | 10150 | ·   | Payroll... | 47,450.67 |          | -1,472.16  |
| Bill Pmt -Check | 06/23/2025 | Bill.com | Superstition Safety ...  | https://app02.... | 20000 | ·   | Accou...   |           | 210.00   | -1,682.16  |
| Bill Pmt -Check | 06/23/2025 | Bill.com | Apache Junction Un...    | https://app02.... | 20000 | ·   | Accou...   |           | 2,756.25 | -4,438.41  |
| Bill Pmt -Check | 06/23/2025 | Bill.com | Aetna Behavioral H...    | https://app02.... | 20000 | ·   | Accou...   |           | 1,067.52 | -5,505.93  |
| Bill Pmt -Check | 06/23/2025 | Bill.com | relevant Digital Mark... | https://app02.... | 20000 | ·   | Accou...   |           | 99.00    | -5,604.93  |
| Bill Pmt -Check | 06/23/2025 | Bill.com | Delta Dental Insura...   | https://app02.... | 20000 | ·   | Accou...   |           | 7,487.34 | -13,092.27 |
| General Journal | 06/23/2025 | 873      |                          | BILL 06/23/25...  | 10150 | ·   | Payroll... | 210.00    |          | -12,882.27 |
| General Journal | 06/23/2025 | 874      |                          | BILL 06/23/25...  | 10150 | ·   | Payroll... | 11,410.11 |          | -1,472.16  |
| Bill Pmt -Check | 06/26/2025 | Bill.com | CIGNA (CARE HMO)         | https://app02.... | 20000 | ·   | Accou...   |           | 339.60   | -1,811.76  |
| Bill Pmt -Check | 06/26/2025 | Bill.com | United Fire Equipm...    | https://app02.... | 20000 | ·   | Accou...   |           | 142.37   | -1,954.13  |
| Bill Pmt -Check | 06/26/2025 | Bill.com | San Tan Auto Partn...    | https://app02.... | 20000 | ·   | Accou...   |           | 869.90   | -2,824.03  |
| Bill Pmt -Check | 06/26/2025 | Bill.com | Arizona PPE Recon...     | https://app02.... | 20000 | ·   | Accou...   |           | 225.00   | -3,049.03  |
| Bill Pmt -Check | 06/26/2025 | Bill.com | Support Payment Cl...    | https://app02.... | 20000 | ·   | Accou...   |           | 1,225.82 | -4,274.85  |
| Bill Pmt -Check | 06/26/2025 | Bill.com | O'Reilly Automotive ...  | https://app02.... | 20000 | ·   | Accou...   |           | 53.22    | -4,328.07  |
| Bill Pmt -Check | 06/26/2025 | Bill.com | San Tan Auto Partn...    | https://app02.... | 20000 | ·   | Accou...   |           | 207.18   | -4,535.25  |
| Bill Pmt -Check | 06/26/2025 | Bill.com | J & H Plumbing           | https://app02.... | 20000 | ·   | Accou...   |           | 200.00   | -4,735.25  |
| Bill Pmt -Check | 06/26/2025 | Bill.com | Delta Dental Insura...   | https://app02.... | 20000 | ·   | Accou...   |           | 118.32   | -4,853.57  |
| Bill Pmt -Check | 06/26/2025 | Bill.com | Delta Dental Insura...   | https://app02.... | 20000 | ·   | Accou...   |           | 896.96   | -5,750.53  |
| Bill Pmt -Check | 06/26/2025 | Bill.com | Arizona Water Com...     | https://app02.... | 20000 | ·   | Accou...   |           | 24.45    | -5,774.98  |
| Bill Pmt -Check | 06/26/2025 | Bill.com | Donald Rabbitt           | https://app02.... | 20000 | ·   | Accou...   |           | 250.00   | -6,024.98  |
| Bill Pmt -Check | 06/26/2025 | Bill.com | CIGNA (CARE HMO)         | https://app02.... | 20000 | ·   | Accou...   |           | 350.13   | -6,375.11  |
| Bill Pmt -Check | 06/26/2025 | Bill.com | Arizona Water Com...     | https://app02.... | 20000 | ·   | Accou...   |           | 38.36    | -6,413.47  |
| Bill Pmt -Check | 06/26/2025 | Bill.com | Linda Babcock            | https://app02.... | 20000 | ·   | Accou...   |           | 50.00    | -6,463.47  |
| Bill Pmt -Check | 06/26/2025 | Bill.com | Arizona Water Com...     | https://app02.... | 20000 | ·   | Accou...   |           | 89.92    | -6,553.39  |
| Bill Pmt -Check | 06/26/2025 | Bill.com | Healthcare Medical ...   | https://app02.... | 20000 | ·   | Accou...   |           | 54.82    | -6,608.21  |
| Bill Pmt -Check | 06/26/2025 | Bill.com | Healthcare Medical ...   | https://app02.... | 20000 | ·   | Accou...   |           | 54.82    | -6,663.03  |
| Bill Pmt -Check | 06/26/2025 | Bill.com | Arizona Water Com...     | https://app02.... | 20000 | ·   | Accou...   |           | 83.14    | -6,746.17  |
| Bill Pmt -Check | 06/26/2025 | Bill.com | ARLIN GLEMING fo...      | https://app02.... | 20000 | ·   | Accou...   |           | 126.37   | -6,872.54  |
| Bill Pmt -Check | 06/26/2025 | Bill.com | AETNA (CARE HMO)         | https://app02.... | 20000 | ·   | Accou...   |           | 195.30   | -7,067.84  |

## Superstition Fire & Medical District Transaction Detail by Account June 2025

| Type                                     | Date       | Num      | Name                   | Memo              | Class       | Clr | Split              | Debit               | Credit              | Balance              |
|--|------------|----------|------------------------|-------------------|-------------|-----|--------------------|---------------------|---------------------|----------------------|
| Bill Pmt -Check                          | 06/26/2025 | Bill.com | AZ COMPLETE HE...      | https://app02.... |             |     | 20000 · Accou...   |                     | 1,137.16            | -8,205.00            |
| Bill Pmt -Check                          | 06/26/2025 | Bill.com | Arizona Water Com...   | https://app02.... |             |     | 20000 · Accou...   |                     | 46.86               | -8,251.86            |
| Bill Pmt -Check                          | 06/26/2025 | Bill.com | Healthcare Medical ... | https://app02.... |             |     | 20000 · Accou...   |                     | 54.82               | -8,306.68            |
| Bill Pmt -Check                          | 06/26/2025 | Bill.com | Under the Shield, Inc. | https://app02.... |             |     | 20000 · Accou...   |                     | 1,000.00            | -9,306.68            |
| Bill Pmt -Check                          | 06/26/2025 | Bill.com | AETNA                  | https://app02.... |             |     | 20000 · Accou...   |                     | 384.97              | -9,691.65            |
| Bill Pmt -Check                          | 06/26/2025 | Bill.com | San Tan Auto Partn...  | https://app02.... |             |     | 20000 · Accou...   |                     | 163.69              | -9,855.34            |
| Bill Pmt -Check                          | 06/26/2025 | Bill.com | HEALTHSMART BE...      | https://app02.... |             |     | 20000 · Accou...   |                     | 1,973.34            | -11,828.68           |
| Bill Pmt -Check                          | 06/26/2025 | Bill.com | Arizona Water Com...   | https://app02.... |             |     | 20000 · Accou...   |                     | 180.91              | -12,009.59           |
| Bill Pmt -Check                          | 06/26/2025 | Bill.com | Pauline Holt           | https://app02.... |             |     | 20000 · Accou...   |                     | 91.85               | -12,101.44           |
| Bill Pmt -Check                          | 06/26/2025 | Bill.com | Arizona Department...  | https://app02.... |             |     | 20000 · Accou...   |                     | 1,456.66            | -13,558.10           |
| Bill Pmt -Check                          | 06/26/2025 | Bill.com | LINDSAY VAN STO...     | https://app02.... |             |     | 20000 · Accou...   |                     | 10.00               | -13,568.10           |
| Bill Pmt -Check                          | 06/26/2025 | Bill.com | Arizona Water Com...   | https://app02.... |             |     | 20000 · Accou...   |                     | 36.72               | -13,604.82           |
| Bill Pmt -Check                          | 06/26/2025 | Bill.com | Prophet Network Int... | https://app02.... |             |     | 20000 · Accou...   |                     | 376.47              | -13,981.29           |
| Bill Pmt -Check                          | 06/26/2025 | Bill.com | Healthcare Medical ... | https://app02.... |             |     | 20000 · Accou...   |                     | 54.82               | -14,036.11           |
| Bill Pmt -Check                          | 06/26/2025 | Bill.com | U.S. BANK EQUIP...     | https://app02.... |             |     | 20000 · Accou...   |                     | 289.43              | -14,325.54           |
| Bill Pmt -Check                          | 06/26/2025 | Bill.com | City of Mesa           | https://app02.... |             |     | 20000 · Accou...   |                     | 35,980.68           | -50,306.22           |
| Bill Pmt -Check                          | 06/26/2025 | Bill.com | Arizona PPE Recon...   | https://app02.... |             |     | 20000 · Accou...   |                     | 778.00              | -51,084.22           |
| Bill Pmt -Check                          | 06/26/2025 | Bill.com | UNITED HEALTHC...      | https://app02.... |             |     | 20000 · Accou...   |                     | 104.18              | -51,188.40           |
| Bill Pmt -Check                          | 06/26/2025 | Bill.com | Beverly Van Fosson     | https://app02.... |             |     | 20000 · Accou...   |                     | 100.00              | -51,288.40           |
| Bill Pmt -Check                          | 06/26/2025 | Bill.com | James Vincent Grou...  | https://app02.... |             |     | 20000 · Accou...   |                     | 5,100.00            | -56,388.40           |
| Bill Pmt -Check                          | 06/26/2025 | Bill.com | Arizona Water Com...   | https://app02.... |             |     | 20000 · Accou...   |                     | 50.44               | -56,438.84           |
| Bill Pmt -Check                          | 06/26/2025 | Bill.com | City of Mesa           | https://app02.... |             |     | 20000 · Accou...   |                     | 44,788.68           | -101,227.52          |
| Bill Pmt -Check                          | 06/26/2025 | Bill.com | Rite-A-Way Garage ...  | https://app02.... |             |     | 20000 · Accou...   |                     | 3,330.32            | -104,557.84          |
| Bill Pmt -Check                          | 06/26/2025 | Bill.com | Arizona Water Com...   | https://app02.... |             |     | 20000 · Accou...   |                     | 36.72               | -104,594.56          |
| Bill Pmt -Check                          | 06/26/2025 | Bill.com | Healthcare Medical ... | https://app02.... |             |     | 20000 · Accou...   |                     | 54.82               | -104,649.38          |
| Bill Pmt -Check                          | 06/26/2025 | Bill.com | United Fire Equipm...  | https://app02.... |             |     | 20000 · Accou...   |                     | 742.15              | -105,391.53          |
| Bill Pmt -Check                          | 06/26/2025 | Bill.com | CIGNA Healthcare       | https://app02.... |             |     | 20000 · Accou...   |                     | 1,392.91            | -106,784.44          |
| Bill Pmt -Check                          | 06/26/2025 | Bill.com | San Tan Auto Partn...  | https://app02.... |             |     | 20000 · Accou...   |                     | 118.40              | -106,902.84          |
| Bill Pmt -Check                          | 06/26/2025 | Bill.com | Hughes Fire Equip...   | https://app02.... |             |     | 20000 · Accou...   |                     | 425.72              | -107,328.56          |
| General Journal                          | 06/26/2025 | 875      |                        | BILL 06/26/25...  |             |     | 10150 · Payroll... | 105,856.40          |                     | -1,472.16            |
| General Journal                          | 06/30/2025 | 890      |                        | BILL 06/30/25...  |             |     | 10150 · Payroll... |                     | 167.04              | -1,639.20            |
| General Journal                          | 06/30/2025 | 894      |                        | to clear bill.com | 150 - Am... |     | -SPLIT-            | 985.02              |                     | -654.18              |
| Total 1072 · Bill.com Money Out Clearing |            |          |                        |                   |             |     |                    | 344,790.06          | 345,444.24          | -654.18              |
| <b>11000 · Petty Cash - Accounting</b>   |            |          |                        |                   |             |     |                    |                     |                     |                      |
| Bill Pmt -Check                          | 06/10/2025 |          | United Fire Equipm...  | QuickBooks g...   |             |     | 20000 · Accou...   | 0.00                |                     | 0.00                 |
| Bill Pmt -Check                          | 06/17/2025 |          | L.N. Curtis & Sons     | QuickBooks g...   |             |     | 20000 · Accou...   | 0.00                |                     | 0.00                 |
| Total 11000 · Petty Cash - Accounting    |            |          |                        |                   |             |     |                    | 0.00                | 0.00                | 0.00                 |
| <b>TOTAL</b>                             |            |          |                        |                   |             |     |                    | <b>3,798,381.59</b> | <b>6,673,959.16</b> | <b>-2,875,577.57</b> |



# Superstition Fire and Medical District

Fiscal Year Begins: Jul-24

## Twelve-Month Cash Flow

Superstition Fire and Medical District

|  | Beginning | Jul-24           | Aug-24           | Sep-24           | Oct-24           | Nov-24           | Dec-24           | Jan-25           | Feb-25           | Mar-25           | Apr-25           | May-25           | Jun-25           | Monthly Average  | Overview |
|--|-----------|------------------|------------------|------------------|------------------|------------------|------------------|------------------|------------------|------------------|------------------|------------------|------------------|------------------|----------|
| <b>Cash Summary</b>                                  |           |                  |                  |                  |                  |                  |                  |                  |                  |                  |                  |                  |                  |                  |          |
| Cash on Hand (beginning of month)                    | 7,061,671 | 7,061,671        | 6,027,046        | 3,293,510        | 4,243,543        | 10,793,264       | 11,354,659       | 11,584,069       | 10,382,320       | 9,332,624        | 8,355,124        | 8,811,975        | 11,292,250       | 8,544,338        |          |
| Cash Available (on hand + receipts, before cash out) | 7,061,671 | 7,997,029        | 6,694,122        | 5,930,931        | 12,811,019       | 13,379,521       | 14,066,252       | 12,808,941       | 11,573,425       | 10,702,055       | 10,738,945       | 13,250,525       | 12,185,273       | 11,011,503       |          |
| Cash Position (end of month)                         | 7,061,671 | 6,027,046        | 3,293,510        | 4,243,543        | 10,793,264       | 11,354,659       | 11,584,069       | 10,382,320       | 9,332,624        | 8,355,124        | 8,811,975        | 11,292,250       | 8,740,273        | 8,684,221        |          |
| <b>Cash Receipts</b>                                 |           |                  |                  |                  |                  |                  |                  |                  |                  |                  |                  |                  |                  |                  |          |
| Tax Levy Revenue                                     |           | 277,955          | 76,400           | 1,720,557        | 8,026,544        | 1,567,901        | 2,223,250        | 683,474          | 705,517          | 589,352          | 1,727,679        | 3,941,951        | 373,275          | 1,826,155        |          |
| Non-Tax Levy Revenue                                 |           | 657,403          | 590,676          | 916,864          | 540,932          | 521,986          | 488,342          | 541,398          | 485,588          | 780,079          | 656,143          | 496,599          | 519,748          | 599,646          |          |
| Transfers  |           | 0                | 0                | 0                | 0                | 496,371          | 0                | 0                | 0                | 0                | 0                | 0                | 0                | 41,364           |          |
| <b>Total Cash Receipts</b>                           |           | <b>935,358</b>   | <b>667,076</b>   | <b>2,637,421</b> | <b>8,567,477</b> | <b>2,586,257</b> | <b>2,711,593</b> | <b>1,224,872</b> | <b>1,191,105</b> | <b>1,369,431</b> | <b>2,383,821</b> | <b>4,438,550</b> | <b>893,022</b>   | <b>2,467,165</b> |          |
| <b>Cash Paid Out</b>                                 |           |                  |                  |                  |                  |                  |                  |                  |                  |                  |                  |                  |                  |                  |          |
| Disbursements  |           | 1,969,983        | 2,400,612        | 1,687,388        | 2,017,756        | 2,024,862        | 2,482,183        | 2,426,621        | 2,240,800        | 2,346,931        | 1,926,970        | 1,958,275        | 3,444,999        | 2,243,948        |          |
| Transfers  |           | 0                | 1,000,000        | 0                | 0                | 0                | 0                | 0                | 0                | 0                | 0                | 0                | 0                | 83,333           |          |
| <b>Total Cash Paid Out</b>                           |           | <b>1,969,983</b> | <b>3,400,612</b> | <b>1,687,388</b> | <b>2,017,756</b> | <b>2,024,862</b> | <b>2,482,183</b> | <b>2,426,621</b> | <b>2,240,800</b> | <b>2,346,931</b> | <b>1,926,970</b> | <b>1,958,275</b> | <b>3,444,999</b> | <b>2,327,282</b> |          |
|  | (Actual)  | (Actual)         | (Actual)         | (Actual)         | (Actual)         | (Actual)         | (Actual)         | (Actual)         | (Actual)         | (Actual)         | (Actual)         | (Actual)         | (Actual)         |                  |          |

\*This includes the General Fund, Transport Services Fund and Special Revenue Fund