



Superstition Fire and Medical District

Monthly Financial Report

Monthly Financial Report – May 2025

Attached are the following for your information and review:

1. Balance Sheet as of May 31, 2025.
2. Summary of reconciled cash balances on May 31, 2025.
3. Income Statement of Revenues and Expenditures for May 2025, including budget to actual and year-to-date balances.
4. PPT Graphs
5. May 2025 Disbursements.
6. 12-Month Cash Flow.

Key points:

- Total Revenue for May was \$4,435,763, which was \$127,095 under budget.
 - Tax Levy Revenue for May was \$188,624 under budget driven by timing of collections.
 - Non-Tax Levy Revenue for May was \$512,687, which was \$61,529 over budget.
 - Driven by increase in Transport Revenue offset by lower Wildland Revenue.
- Total Expenses for May were \$1,740,628, which were \$137,571 under budget.
 - Personnel expenses were under budget by \$63,860 driven by lower wildland deployment wages and associated benefit costs
 - Vehicles and equipment expenses were under budget by \$81,921, driven by timing of firefighting equipment purchases
 - Communications and IT expenses were under budget by \$71,162, driven by timing of dispatch costs from the City of Mesa.
 - Travel and training expenses were over budget by \$10,625 driven by timing of medic school.
 - Managerial expenses were over budget by \$72,018 driven by timing of general liability insurance and increase in billing fees for transport services.
- Total Year-to-Date Revenue is \$26,984,098, which is \$973,671 over budget driven by increase in transport revenue throughout the year.
- Total Year-to-Date Expenses are \$21,184,013 which is under budget by \$1,160,742, primarily driven by lower overtime needs as well as timing of equipment purchases and IT support.
- Total Cash as of May 2025 was \$18,120,943, which is up \$2,392,259 from last year.

Please contact Ben Archer-Clowes for any questions or concerns regarding this report.

Superstition Fire & Medical District
Balance Sheet Prev Year Comparison
As of May 31, 2025

	May 31, 25	May 31, 24	\$ Change
ASSETS			
Current Assets			
Checking/Savings			
10100 · Fund Cash - General (M&O)	9,411,520.16	7,405,968.93	2,005,551.23
10120 · Ambulance Operating	24,904.71	23,320.91	1,583.80
10130 · Ambulance Payroll	311,212.20	331,311.74	-20,099.54
10140 · Transport Lockbox	70,833.84	193,436.39	-122,602.55
10150 · Payroll Account	1,132,454.03	692,691.23	439,762.80
10200 · Fund Cash - Capital Projects	2,527,942.08	2,752,688.05	-224,745.97
10400 · Special Revenue Fund	341,325.33	118,399.31	222,926.02
10500 · Fund Cash - Bond Proceeds 2006	690,205.25	695,758.52	-5,553.27
10600 · Debt Retirement Interest	32,460.67	45,138.05	-12,677.38
10700 · Contingency Reserve Fund Cash	3,578,084.98	3,469,528.62	108,556.36
1072 · Bill.com Money Out Clearing	0.00	342.23	-342.23
11000 · Petty Cash - Accounting	0.00	100.00	-100.00
Total Checking/Savings	18,120,943.25	15,728,683.98	2,392,259.27
Accounts Receivable			
13000 · Accounts Receivable	1,145,338.77	316,866.92	828,471.85
Total Accounts Receivable	1,145,338.77	316,866.92	828,471.85
Other Current Assets			
15000 · Due From other funds	0.00	344,802.00	-344,802.00
Total Other Current Assets	0.00	344,802.00	-344,802.00
Total Current Assets	19,266,282.02	16,390,352.90	2,875,929.12
Fixed Assets			
17001 · Vehicles	4,967,341.00	4,967,341.00	0.00
17010 · Machinery and Equipment	1,070,536.00	1,070,536.00	0.00
17020 · Land	1,241,806.00	1,241,806.00	0.00
17030 · Building and Improvements	3,469,711.00	3,469,711.00	0.00
17040 · Leasehold Improvements	88,209.00	88,209.00	0.00
Total Fixed Assets	10,837,603.00	10,837,603.00	0.00
Other Assets			
16000 · Prepaid Items	179,234.41	-0.57	179,234.98
17050 · Investment in Joint Venture	158,227.00	158,227.00	0.00
18000 · ASRS OPEB Asset	73,007.00	73,007.00	0.00
18005 · PSPRS OPEB Asset	6,639.00	6,639.00	0.00
18010 · Deferred Outflows PSPRS	633,397.00	633,397.00	0.00
18015 · Deferred Outflows ASRS	7,738.00	7,738.00	0.00
19000 · Suspense	0.00	2,149.18	-2,149.18
19001 · Medical Inventory	115,444.00	115,444.00	0.00
Total Other Assets	1,173,686.41	996,600.61	177,085.80
TOTAL ASSETS	31,277,571.43	28,224,556.51	3,053,014.92
LIABILITIES & EQUITY			
Liabilities			
Current Liabilities			
Accounts Payable			
20000 · Accounts Payable	65,718.46	376,125.24	-310,406.78
Total Accounts Payable	65,718.46	376,125.24	-310,406.78
Credit Cards			
21002 · Chase Credit Card	0.00	11,074.11	-11,074.11
Total Credit Cards	0.00	11,074.11	-11,074.11
Other Current Liabilities			
21000 · Payroll Liabilities	806,601.30	656,988.32	149,612.98

Superstition Fire & Medical District
Balance Sheet Prev Year Comparison
As of May 31, 2025

	May 31, 25	May 31, 24	\$ Change
21100 · Compensated Absences	3,063,026.00	3,063,026.00	0.00
21250 · Sales Tax Payable	61.46	342.57	-281.11
24020 · Accrued Interest Expense	16,346.00	32,301.00	-15,955.00
25000 · Due To other funds	0.00	344,802.00	-344,802.00
26000 · Deferred Revenue	914,538.00	914,538.00	0.00
27000 · Bond Payable	30,537,000.00	31,689,000.00	-1,152,000.00
27005 · Unamortized GADA Bond	73,211.00	73,211.00	0.00
27010 · Ambulance Lease Agreement	169,980.00	169,980.00	0.00
27015 · Capital Lease Agreements	918,596.00	918,596.00	0.00
29000 · Deferred Inflows PSPRS	180,362.00	180,362.00	0.00
29010 · Deferred Inflows ASRS	46,105.00	46,105.00	0.00
29020 · Net Pension Liability PSPRS	3,038,177.00	3,038,177.00	0.00
Total Other Current Liabilities	39,764,003.76	41,127,428.89	-1,363,425.13
Total Current Liabilities	39,829,722.22	41,514,628.24	-1,684,906.02
Total Liabilities	39,829,722.22	41,514,628.24	-1,684,906.02
Equity			
31000 · Fund Balance	-17,113,564.00	-17,113,564.00	0.00
32000 · Retained Earnings	3,043,866.46	53,593.91	2,990,272.55
Net Income	5,517,546.75	3,769,898.36	1,747,648.39
Total Equity	-8,552,150.79	-13,290,071.73	4,737,920.94
TOTAL LIABILITIES & EQUITY	31,277,571.43	28,224,556.51	3,053,014.92

Superstition Fire and Medical District
Reconciliation Summary
Period Ending 05/31/2025

	General Fund	Ambulance	Capital Projects	Special Revenue	Bond Proceeds
	5/31/2025	Operating	5/31/2025	Fund	5/31/2025
	5/31/2025	5/31/2025	5/31/2025	5/31/2025	5/31/2025
Beginning Balance	7,487,132.51	27,547.68	2,521,622.80	339,510.78	576,191.33
Cleared Transactions					
Checks and Payments	(2,000,075.00)	-	-	-	-
Deposits and Credits	3,951,078.75	64.97	6,319.28	1,814.55	114,013.92
Total Cleared Transactions	<u>1,951,003.75</u>	<u>64.97</u>	<u>6,319.28</u>	<u>1,814.55</u>	<u>114,013.92</u>
Cleared Balance	<u>9,438,136.26</u>	<u>27,612.65</u>	<u>2,527,942.08</u>	<u>341,325.33</u>	<u>690,205.25</u>
Uncleared Transactions					
Checks and Payments	(26,616.10)	(2,707.94)	-	-	-
Deposits and Credits	-	-	-	-	-
Total Uncleared Transactions	<u>(26,616.10)</u>	<u>(2,707.94)</u>	<u>-</u>	<u>-</u>	<u>-</u>
Register Balance as of 05/31/2025	<u>9,411,520.16</u>	<u>24,904.71</u>	<u>2,527,942.08</u>	<u>341,325.33</u>	<u>690,205.25</u>
	Debt Retirement	Contingency	Transport	Ground	Payroll Account
	Interest	Reserve Fund	Lockbox	Transportaion	5/31/2025
	5/31/2025	5/31/2025	5/31/2025	5/31/2025	5/31/2025
Beginning Balance	22,941.73	3,569,644.65	108,246.95	370,127.63	508,733.55
Cleared Transactions					
Checks and Payments	-	-	(165,909.73)	(581,590.16)	(1,956,609.43)
Deposits and Credits	9,518.94	8,440.33	128,196.62	522,674.73	2,580,329.91
Total Cleared Transactions	<u>9,518.94</u>	<u>8,440.33</u>	<u>(37,713.11)</u>	<u>(58,915.43)</u>	<u>623,720.48</u>
	<u>32,460.67</u>	<u>3,578,084.98</u>	<u>70,533.84</u>	<u>311,212.20</u>	<u>1,132,454.03</u>
Uncleared Transactions					
Checks and Payments	-	-	-	-	-
Deposits and Credits	-	-	300.00	-	-
Total Uncleared Transactions	<u>-</u>	<u>-</u>	<u>300.00</u>	<u>-</u>	<u>-</u>
Register Balance as of 05/31/2025	<u>32,460.67</u>	<u>3,578,084.98</u>	<u>70,833.84</u>	<u>311,212.20</u>	<u>1,132,454.03</u>

Superstition Fire & Medical District Profit & Loss Budget Performance May 2025

	May 25	Budget	\$ Over Budget	Jul '24 - May 25	YTD Budget	\$ Over Budget	Annual Budget
Ordinary Income/Expense							
Income							
4000 · Tax Levy Revenue	3,923,075.83	4,111,700.00	-188,624.17	21,132,042.36	21,116,200.00	15,842.36	21,764,811.00
4200 · Non-Tax Levy Revenue	512,686.89	451,158.00	61,528.89	5,852,055.46	4,894,227.00	957,828.46	5,443,789.00
Total Income	4,435,762.72	4,562,858.00	-127,095.28	26,984,097.82	26,010,427.00	973,670.82	27,208,600.00
Gross Profit	4,435,762.72	4,562,858.00	-127,095.28	26,984,097.82	26,010,427.00	973,670.82	27,208,600.00
Expense							
5000 · Personnel Expenses	1,481,208.12	1,545,068.00	-63,859.88	17,844,926.96	18,357,095.50	-512,168.54	21,133,207.00
6100 · Building and Land	41,618.67	44,890.00	-3,271.33	537,652.05	498,320.00	39,332.05	541,309.00
6200 · Vehicles & Equipment	43,750.63	125,672.00	-81,921.37	1,076,834.47	1,382,392.00	-305,557.53	1,507,332.00
6300 · Communication/IT	21,425.17	92,587.00	-71,161.83	773,238.24	1,018,457.00	-245,218.76	1,111,498.00
6400 · Travel & Training	35,705.62	25,081.00	10,624.62	190,217.13	276,991.00	-86,773.87	303,569.00
7100 · Managerial Expense	116,919.34	44,901.00	72,018.34	761,143.65	811,499.00	-50,355.35	855,882.00
Total Expense	1,740,627.55	1,878,199.00	-137,571.45	21,184,012.50	22,344,754.50	-1,160,742.00	25,452,797.00
Net Ordinary Income	2,695,135.17	2,684,659.00	10,476.17	5,800,085.32	3,665,672.50	2,134,412.82	1,755,803.00
Other Income/Expense							
Other Income							
9001 · Transfers In from Other Funds	0.00	0.00	0.00	0.00	0.00	0.00	268,252.00
Total Other Income	0.00	0.00	0.00	0.00	0.00	0.00	268,252.00
Other Expense							
8500 · Debt Payments	0.00	0.00	0.00	175,147.68	175,148.00	-0.32	175,148.00
9501 · Transfers Out to other Funds	0.00	0.00	0.00	1,000,000.00	0.00	1,000,000.00	1,547,413.00
Total Other Expense	0.00	0.00	0.00	1,175,147.68	175,148.00	999,999.68	1,722,561.00
Net Other Income	0.00	0.00	0.00	-1,175,147.68	-175,148.00	-999,999.68	-1,454,309.00
Net Income	2,695,135.17	2,684,659.00	10,476.17	4,624,937.64	3,490,524.50	1,134,413.14	301,494.00

Superstition Fire & Medical District
Profit & Loss Budget Performance - General Fund
May 2025

	May 25	Budget	\$ Over Budget	Jul '24 - May 25	YTD Budget	\$ Over Budget	Annual Budget
Ordinary Income/Expense							
Income							
4000 · Tax Levy Revenue	3,923,075.83	4,111,700.00	-188,624.17	21,132,042.36	21,116,200.00	15,842.36	21,764,811.00
4200 · Non-Tax Levy Revenue	31,642.00	73,800.00	-42,158.00	931,806.69	521,800.00	410,006.69	707,897.00
Total Income	<u>3,954,717.83</u>	<u>4,185,500.00</u>	<u>-230,782.17</u>	<u>22,063,849.05</u>	<u>21,638,000.00</u>	<u>425,849.05</u>	<u>22,472,708.00</u>
Gross Profit	3,954,717.83	4,185,500.00	-230,782.17	22,063,849.05	21,638,000.00	425,849.05	22,472,708.00
Expense							
5000 · Personnel Expenses	1,221,249.29	1,313,149.00	-91,899.71	15,052,159.11	15,604,510.50	-552,351.39	18,144,318.00
6100 · Building and Land	31,402.08	33,850.00	-2,447.92	366,585.19	375,880.00	-9,294.81	407,829.00
6200 · Vehicles & Equipment	17,755.03	81,664.00	-63,908.97	561,366.07	898,304.00	-336,937.93	979,247.00
6300 · Communication/IT	14,583.00	56,103.00	-41,520.00	422,358.72	617,133.00	-194,774.28	673,699.00
6400 · Travel & Training	35,705.62	23,224.00	12,481.62	167,183.87	256,464.00	-89,280.13	281,169.00
7100 · Managerial Expense	75,711.75	18,240.00	57,471.75	408,603.13	468,998.00	-60,394.87	486,727.00
Total Expense	<u>1,396,406.77</u>	<u>1,526,230.00</u>	<u>-129,823.23</u>	<u>16,978,256.09</u>	<u>18,221,289.50</u>	<u>-1,243,033.41</u>	<u>20,972,989.00</u>
Net Ordinary Income	2,558,311.06	2,659,270.00	-100,958.94	5,085,592.96	3,416,710.50	1,668,882.46	1,499,719.00
Other Income/Expense							
Other Income							
9001 · Transfers In from Other Funds	0.00	0.00	0.00	0.00	0.00	0.00	268,252.00
Total Other Income	0.00	0.00	0.00	0.00	0.00	0.00	268,252.00
Other Expense							
9501 · Transfers Out to other Funds	0.00	0.00	0.00	1,000,000.00	0.00	1,000,000.00	1,547,413.00
Total Other Expense	0.00	0.00	0.00	1,000,000.00	0.00	1,000,000.00	1,547,413.00
Net Other Income	0.00	0.00	0.00	-1,000,000.00	0.00	-1,000,000.00	-1,279,161.00
Net Income	<u><u>2,558,311.06</u></u>	<u><u>2,659,270.00</u></u>	<u><u>-100,958.94</u></u>	<u><u>4,085,592.96</u></u>	<u><u>3,416,710.50</u></u>	<u><u>668,882.46</u></u>	<u><u>220,558.00</u></u>

Superstition Fire & Medical District
Profit & Loss Budget Performance - Transport Services Fund
May 2025

	May 25	Budget	\$ Over Budget	Jul '24 - May 25	YTD Budget	\$ Over Budget	Annual Budget
Ordinary Income/Expense							
Income							
4200 · Non-Tax Levy Revenue	481,044.89	377,358.00	103,686.89	4,920,248.77	4,372,427.00	547,821.77	4,735,892.00
Total Income	481,044.89	377,358.00	103,686.89	4,920,248.77	4,372,427.00	547,821.77	4,735,892.00
Gross Profit	481,044.89	377,358.00	103,686.89	4,920,248.77	4,372,427.00	547,821.77	4,735,892.00
Expense							
5000 · Personnel Expenses	259,958.83	231,919.00	28,039.83	2,792,767.85	2,752,585.00	40,182.85	2,988,889.00
6100 · Building and Land	10,216.59	11,040.00	-823.41	171,066.86	122,440.00	48,626.86	133,480.00
6200 · Vehicles & Equipment	25,995.60	44,008.00	-18,012.40	515,468.40	484,088.00	31,380.40	528,085.00
6300 · Communication/IT	6,842.17	36,484.00	-29,641.83	350,879.52	401,324.00	-50,444.48	437,799.00
6400 · Travel & Training	0.00	1,857.00	-1,857.00	23,033.26	20,527.00	2,506.26	22,400.00
7100 · Managerial Expense	41,207.59	26,661.00	14,546.59	352,540.52	342,501.00	10,039.52	369,155.00
Total Expense	344,220.78	351,969.00	-7,748.22	4,205,756.41	4,123,465.00	82,291.41	4,479,808.00
Net Ordinary Income	136,824.11	25,389.00	111,435.11	714,492.36	248,962.00	465,530.36	256,084.00
Other Income/Expense							
Other Expense							
8500 · Debt Payments	0.00	0.00	0.00	175,147.68	175,148.00	-0.32	175,148.00
Total Other Expense	0.00	0.00	0.00	175,147.68	175,148.00	-0.32	175,148.00
Net Other Income	0.00	0.00	0.00	-175,147.68	-175,148.00	0.32	-175,148.00
Net Income	136,824.11	25,389.00	111,435.11	539,344.68	73,814.00	465,530.68	80,936.00

Superstition Fire & Medical District
Profit & Loss Budget Performance - Capital Fund
May 2025

	May 25	Budget	\$ Over Budget	Jul '24 - May 25	YTD Budget	\$ Over Budget	Annual Budget
Ordinary Income/Expense							
Income							
4200 · Non-Tax Levy Revenue	6,319.28	3,750.00	2,569.28	114,918.36	41,250.00	73,668.36	45,000.00
Total Income	6,319.28	3,750.00	2,569.28	114,918.36	41,250.00	73,668.36	45,000.00
Gross Profit	6,319.28	3,750.00	2,569.28	114,918.36	41,250.00	73,668.36	45,000.00
Expense							
7100 · Managerial Expense	0.00	0.00	0.00	0.00	0.00	0.00	33,985.00
Total Expense	0.00	0.00	0.00	0.00	0.00	0.00	33,985.00
Net Ordinary Income	6,319.28	3,750.00	2,569.28	114,918.36	41,250.00	73,668.36	11,015.00
Other Income/Expense							
Other Income							
9001 · Transfers In from Other Funds	0.00	0.00	0.00	1,000,000.00	0.00	1,000,000.00	1,500,000.00
Total Other Income	0.00	0.00	0.00	1,000,000.00	0.00	1,000,000.00	1,500,000.00
Other Expense							
8100 · Capital Outlay	9,519.00			809,726.03	0.00	809,726.03	0.00
8500 · Debt Payments	0.00	0.00	0.00	142,161.57	0.00	142,161.57	236,530.00
Total Other Expense	9,519.00	0.00	9,519.00	951,887.60	0.00	951,887.60	236,530.00
Net Other Income	-9,519.00	0.00	-9,519.00	48,112.40	0.00	48,112.40	1,263,470.00
Net Income	-3,199.72	3,750.00	-6,949.72	163,030.76	41,250.00	121,780.76	1,274,485.00

Superstition Fire & Medical District
Profit & Loss Budget Performance - Debt Service Fund
May 2025

	<u>May 25</u>	<u>Budget</u>	<u>\$ Over Budget</u>	<u>Jul '24 - May 25</u>	<u>YTD Budget</u>	<u>\$ Over Budget</u>	<u>Annual Budget</u>
Ordinary Income/Expense							
Income							
4000 · Tax Levy Revenue	122,242.59	142,240.00	-19,997.41	649,514.95	655,640.00	-6,125.05	662,177.00
4200 · Non-Tax Levy Revenue	1,290.27	650.00	640.27	10,574.86	7,150.00	3,424.86	8,000.00
Total Income	<u>123,532.86</u>	<u>142,890.00</u>	<u>-19,357.14</u>	<u>660,089.81</u>	<u>662,790.00</u>	<u>-2,700.19</u>	<u>670,177.00</u>
Gross Profit	123,532.86	142,890.00	-19,357.14	660,089.81	662,790.00	-2,700.19	670,177.00
Expense							
7100 · Managerial Expense	0.00	0.00	0.00	27,974.55	27,974.00	0.55	55,949.00
Total Expense	<u>0.00</u>	<u>0.00</u>	<u>0.00</u>	<u>27,974.55</u>	<u>27,974.00</u>	<u>0.55</u>	<u>55,949.00</u>
Net Ordinary Income	123,532.86	142,890.00	-19,357.14	632,115.26	634,816.00	-2,700.74	614,228.00
Other Income/Expense							
Other Income							
9001 · Transfers In from Other Funds	0.00	0.00	0.00	0.00	0.00	0.00	47,413.00
Total Other Income	<u>0.00</u>	<u>0.00</u>	<u>0.00</u>	<u>0.00</u>	<u>0.00</u>	<u>0.00</u>	<u>47,413.00</u>
Other Expense							
8500 · Debt Payments	0.00	0.00	0.00	0.00	0.00	0.00	639,000.00
Total Other Expense	<u>0.00</u>	<u>0.00</u>	<u>0.00</u>	<u>0.00</u>	<u>0.00</u>	<u>0.00</u>	<u>639,000.00</u>
Net Other Income	<u>0.00</u>	<u>0.00</u>	<u>0.00</u>	<u>0.00</u>	<u>0.00</u>	<u>0.00</u>	<u>-591,587.00</u>
Net Income	<u><u>123,532.86</u></u>	<u><u>142,890.00</u></u>	<u><u>-19,357.14</u></u>	<u><u>632,115.26</u></u>	<u><u>634,816.00</u></u>	<u><u>-2,700.74</u></u>	<u><u>22,641.00</u></u>

Superstition Fire & Medical District
Profit & Loss Budget Performance - COP Reserve Fund
 May 2025

	May 25	Budget	\$ Over Budget	Jul '24 - May 25	YTD Budget	\$ Over Budget	Annual Budget
Ordinary Income/Expense							
Income							
4200 · Non-Tax Levy Revenue	8,440.33	4,500.00	3,940.33	96,855.78	49,500.00	47,355.78	55,000.00
Total Income	8,440.33	4,500.00	3,940.33	96,855.78	49,500.00	47,355.78	55,000.00
Gross Profit	8,440.33	4,500.00	3,940.33	96,855.78	49,500.00	47,355.78	55,000.00
Net Ordinary Income	8,440.33	4,500.00	3,940.33	96,855.78	49,500.00	47,355.78	55,000.00
Other Income/Expense							
Other Expense							
9501 · Transfers Out to other Funds	0.00	0.00	0.00	0.00	0.00	0.00	268,252.00
Total Other Expense	0.00	0.00	0.00	0.00	0.00	0.00	268,252.00
Net Other Income	0.00	0.00	0.00	0.00	0.00	0.00	-268,252.00
Net Income	8,440.33	4,500.00	3,940.33	96,855.78	49,500.00	47,355.78	-213,252.00



Financial Report May 2025

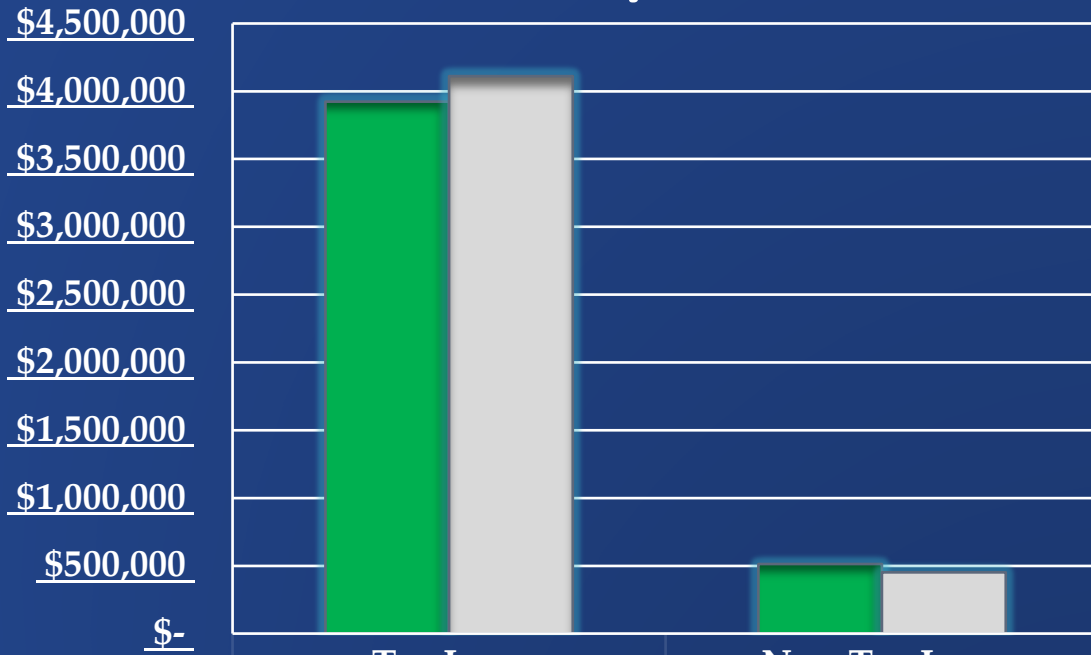


JAMES VINCENT GROUP
ACCOUNTING & CONSULTING



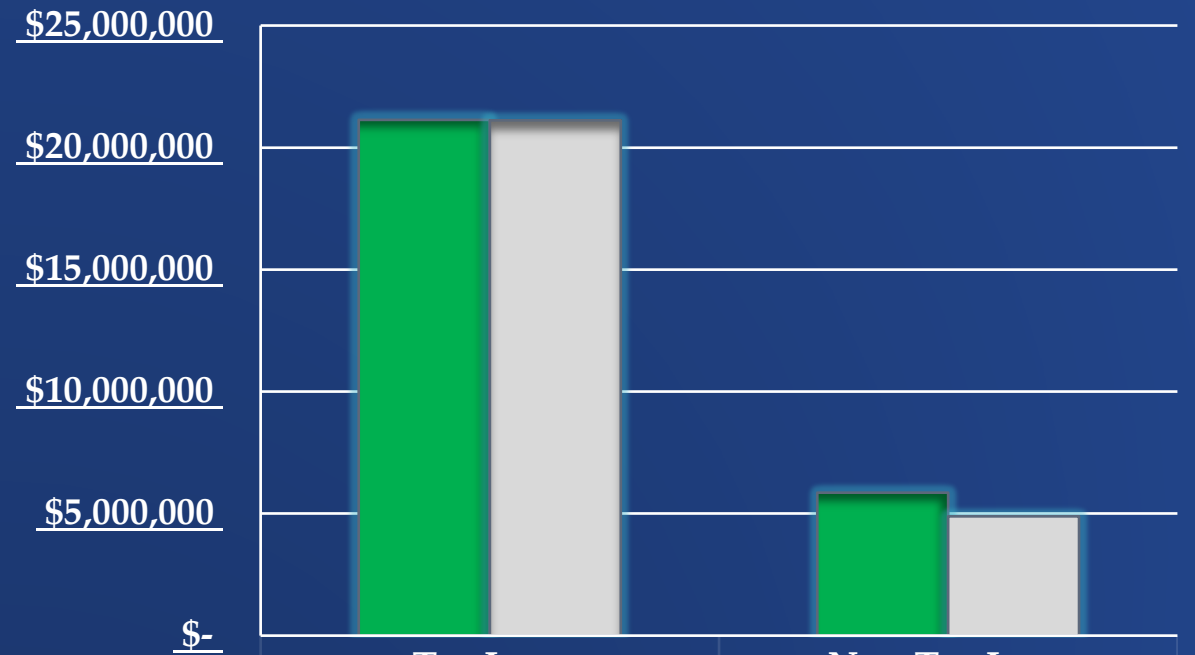
Revenue Actuals vs. Budget

May



	Tax Levy	Non-Tax Levy
Actual	\$3,923,076	\$512,687
Budget	\$4,111,700	\$451,158
VAR	\$(188,624)	\$61,529

YTD



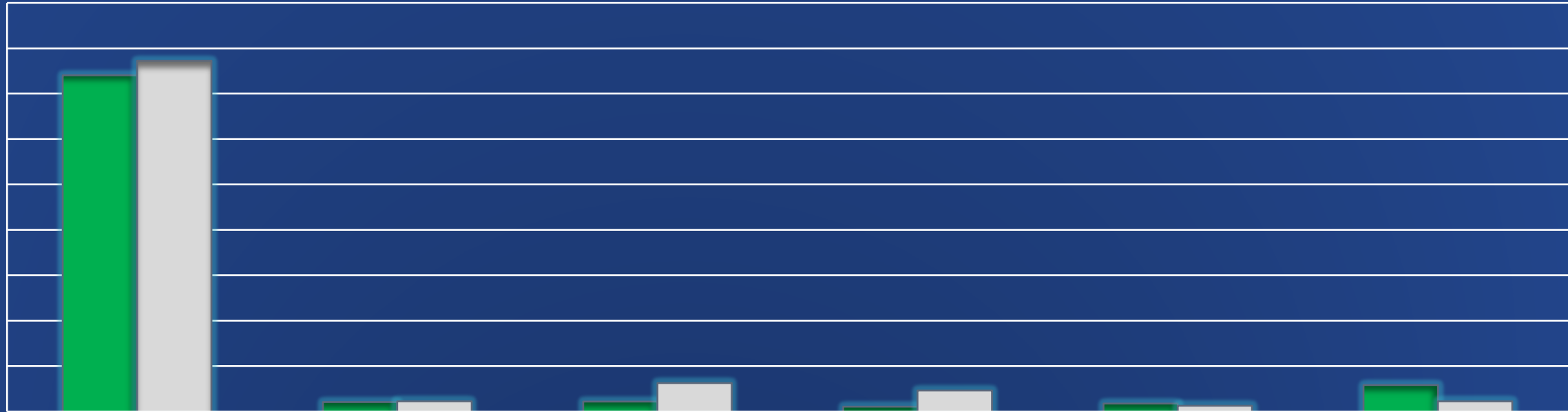
	Tax Levy	Non-Tax Levy
Actual	\$21,132,042	\$5,852,055
Budget	\$21,116,200	\$4,894,227
VAR	\$15,842	\$957,828



May 2024 Actuals vs. Budget

Expenditures

\$1,800,000
 \$1,600,000
 \$1,400,000
 \$1,200,000
 \$1,000,000
 \$800,000
 \$600,000
 \$400,000
 \$200,000
 \$-



	Personnel	Building & Land	Vehicles & Equipment	Communication/IT	Travel & Training	Managerial Expenses
Actual	\$1,481,208	\$41,619	\$43,751	\$21,425	\$35,706	\$116,919
Budget	\$1,545,068	\$44,890	\$125,672	\$92,587	\$25,081	\$44,901
VAR	\$(63,860)	\$(3,271)	\$(81,921)	\$(71,162)	\$10,625	\$72,018



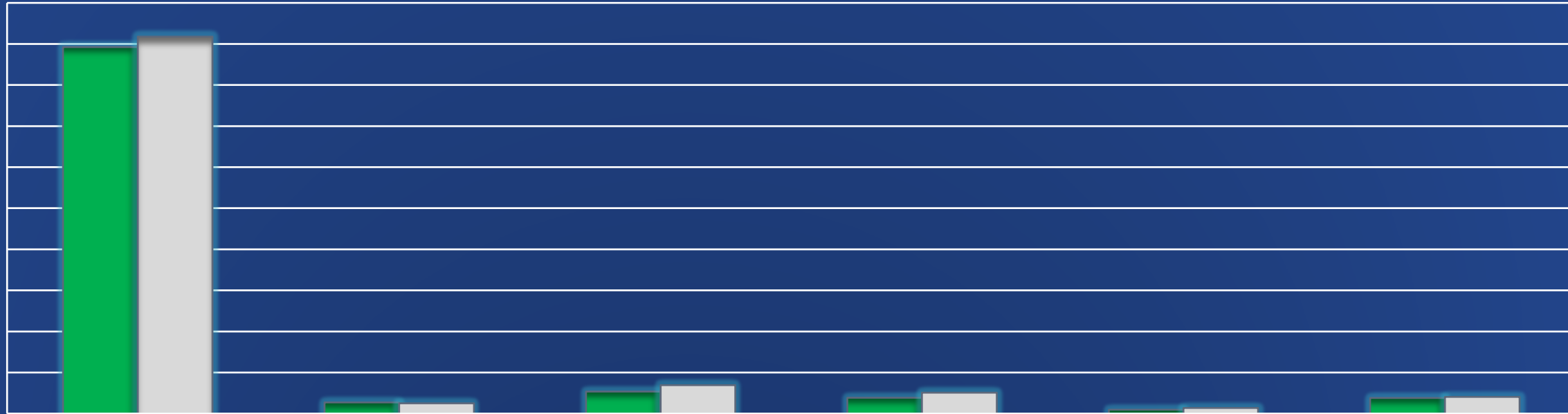
YTD Actuals vs. Budget

JVG

JAMES VINCENT GROUP
ACCOUNTING & CONSULTING

Expenditures

\$20,000,000
\$18,000,000
\$16,000,000
\$14,000,000
\$12,000,000
\$10,000,000
\$8,000,000
\$6,000,000
\$4,000,000
\$2,000,000
\$-



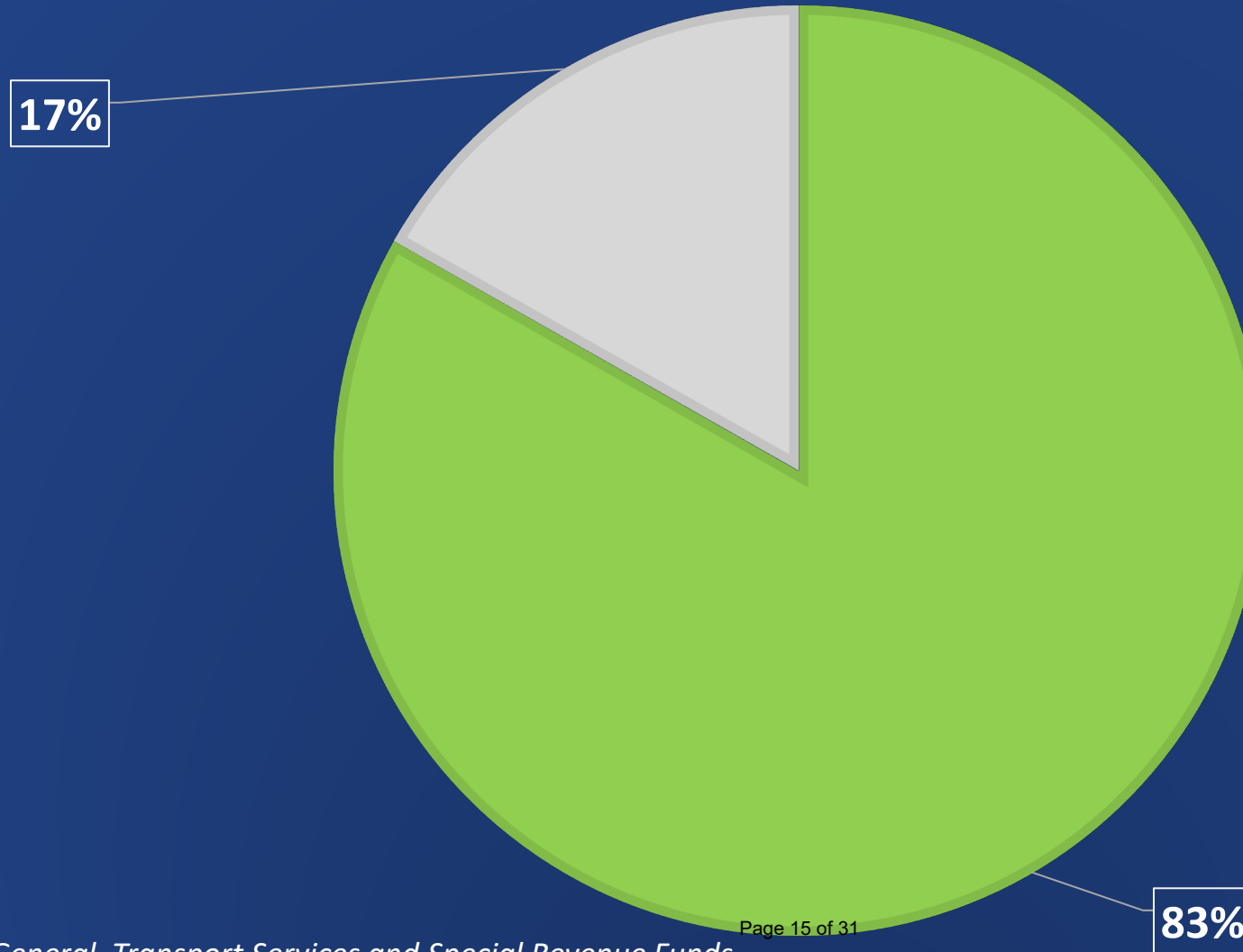
	Personnel	Building & Land	Vehicles & Equipment	Communication/IT	Travel & Training	Managerial Expenses
Actual	\$17,844,927	\$537,652	\$1,076,834	\$773,238	\$190,217	\$761,144
Budget	\$18,357,096	\$498,320	\$1,382,392	\$1,018,457	\$276,991	\$811,499
VAR	\$(512,169)	\$39,332	\$(305,558)	\$(245,219)	\$(86,774)	\$(50,355)



YTD Expenses as a Percentage of Budget

■ Actual YTD ■ Budget Remaining

May 2025 Targeted % - 92%



**This includes the General, Transport Services and Special Revenue Funds*

Superstition Fire & Medical District Transaction Detail by Account May 2025

Type	Date	Num	Name	Memo	Class	Clr	Split	Debit	Credit	Balance
10100 · Fund Cash - General (M&O)										
Check	05/01/2025	EFT		Wire Fees		X	7109 · Bank F...		20.00	-20.00
Check	05/01/2025	EFT		Wire Fees		X	7109 · Bank F...		5.00	-25.00
Transfer	05/01/2025			Funds Transfer		X	10150 · Payroll...		650,000.00	-650,025.00
Check	05/15/2025	EFT		Wire Fees		X	7109 · Bank F...		20.00	-650,045.00
Check	05/15/2025	EFT		Wire Fees		X	7109 · Bank F...		5.00	-650,050.00
Transfer	05/15/2025			Funds Transfer		X	10150 · Payroll...		600,000.00	-1,250,050.00
Deposit	05/20/2025			Deposit		X	-SPLIT-	130.00		-1,249,920.00
Deposit	05/20/2025			Deposit		X	-SPLIT-	8,998.22		-1,240,921.78
Deposit	05/28/2025			Deposit		X	-SPLIT-	0.00		-1,240,921.78
Check	05/28/2025	EFT		Wire Fees		X	7109 · Bank F...		20.00	-1,240,941.78
Check	05/28/2025	EFT		Wire Fees		X	7109 · Bank F...		5.00	-1,240,946.78
Transfer	05/28/2025			Funds Transfer		X	10150 · Payroll...		750,000.00	-1,990,946.78
General Journal	05/31/2025	856		To Record Pr...		X	4010 · Propert...	3,941,950.53		1,951,003.75
Total 10100 · Fund Cash - General (M&O)								3,951,078.75	2,000,075.00	1,951,003.75
10120 · Ambulance Operating										
General Journal	05/31/2025	857		To Record Int...		X	4250 · Interest...	64.97		64.97
Total 10120 · Ambulance Operating								64.97	0.00	64.97
10130 · Ambulance Payroll										
Deposit	05/01/2025	EFT	AARP	Deposit		X	4210 · Ambula...	358.37		358.37
Deposit	05/01/2025	EFT	BCBS	Deposit		X	4210 · Ambula...	2,249.46		2,607.83
Deposit	05/01/2025	EFT	BCBS	Deposit		X	4210 · Ambula...	239.38		2,847.21
Deposit	05/01/2025	EFT	BCBS	Deposit		X	4210 · Ambula...	124.17		2,971.38
Deposit	05/01/2025	EFT	Centene	Deposit		X	4210 · Ambula...	2,961.79		5,933.17
Deposit	05/01/2025	EFT	Transport Customer...	Deposit		X	4210 · Ambula...	775.00		6,708.17
Deposit	05/01/2025	EFT	Noridian	Deposit		X	4210 · Ambula...	427.03		7,135.20
Deposit	05/01/2025	EFT	United Healthcare	Deposit		X	4210 · Ambula...	237.31		7,372.51
Deposit	05/01/2025	EFT	United Healthcare	Deposit		X	4210 · Ambula...	932.82		8,305.33
Deposit	05/01/2025	EFT	United Healthcare	Deposit		X	4210 · Ambula...	1,895.18		10,200.51
Transfer	05/01/2025			Funds Transfer		X	10150 · Payroll...		250,000.00	-239,799.49
Deposit	05/02/2025	EFT	ace P&C	Deposit		X	4210 · Ambula...	104.03		-239,695.46
Deposit	05/02/2025	EFT	AETNA	Deposit		X	4210 · Ambula...	1,947.27		-237,748.19
Deposit	05/02/2025	EFT	AETNA	Deposit		X	4210 · Ambula...	340.99		-237,407.20
Deposit	05/02/2025	EFT	Great Southern	Deposit		X	4210 · Ambula...	121.06		-237,286.14
Deposit	05/02/2025	EFT	HNB Echo	Deposit		X	4210 · Ambula...	2,385.34		-234,900.80
Deposit	05/02/2025	EFT	Transport Customer...	Deposit		X	4210 · Ambula...	6,135.52		-228,765.28
Deposit	05/02/2025	EFT	Noridian	Deposit		X	4210 · Ambula...	532.87		-228,232.41
Deposit	05/02/2025	EFT	OPTUM	Deposit		X	4210 · Ambula...	326.40		-227,906.01
Deposit	05/02/2025	EFT	UHC Community	Deposit		X	4210 · Ambula...	886.73		-227,019.28
Deposit	05/02/2025	EFT	UHC Community	Deposit		X	4210 · Ambula...	1,937.10		-225,082.18
Deposit	05/02/2025	EFT	UHC Community	Deposit		X	4210 · Ambula...	1,570.68		-223,511.50
Deposit	05/02/2025	EFT	UHC Community	Deposit		X	4210 · Ambula...	2,329.83		-221,181.67
Deposit	05/02/2025	EFT	UHC Community	Deposit		X	4210 · Ambula...	469.63		-220,712.04
Check	05/02/2025	EFT				X	7109 · Bank F...		1,590.16	-222,302.20
Deposit	05/05/2025	EFT	36 Treas	Deposit		X	4210 · Ambula...	2,001.98		-220,300.22
Deposit	05/05/2025	EFT	BCBS	Deposit		X	4210 · Ambula...	3,946.03		-216,354.19
Deposit	05/05/2025	EFT	HNB Echo	Deposit		X	4210 · Ambula...	2,514.88		-213,839.31

Superstition Fire & Medical District Transaction Detail by Account May 2025

Type	Date	Num	Name	Memo	Class	Clr	Split	Debit	Credit	Balance
Deposit	05/05/2025	EFT	Transport Customer...	Deposit		X	4210 · Ambula...	1,430.21		-212,409.10
Deposit	05/05/2025	EFT	Transport Customer...	Deposit		X	4210 · Ambula...	1,030.99		-211,378.11
Deposit	05/05/2025	EFT	Transport Customer...	Deposit		X	4210 · Ambula...	400.00		-210,978.11
Deposit	05/05/2025	EFT	Noridian	Deposit		X	4210 · Ambula...	535.54		-210,442.57
Deposit	05/05/2025	EFT	PCS Gen Trust	Deposit		X	4210 · Ambula...	2,872.84		-207,569.73
Deposit	05/06/2025	EFT	BCBS	Deposit		X	4210 · Ambula...	1,405.72		-206,164.01
Deposit	05/06/2025	EFT	Transport Customer...	Deposit		X	4210 · Ambula...	325.00		-205,839.01
Deposit	05/06/2025	EFT	Noridian	Deposit		X	4210 · Ambula...	5,242.49		-200,596.52
Deposit	05/06/2025	EFT	United Healthcare	Deposit		X	4210 · Ambula...	729.58		-199,866.94
Deposit	05/07/2025	EFT	36 Treas	Deposit		X	4210 · Ambula...	119.42		-199,747.52
Deposit	05/07/2025	EFT	36 Treas	Deposit		X	4210 · Ambula...	116.67		-199,630.85
Deposit	05/07/2025	EFT	AARP	Deposit		X	4210 · Ambula...	368.93		-199,261.92
Deposit	05/07/2025	EFT	AETNA	Deposit		X	4210 · Ambula...	328.31		-198,933.61
Deposit	05/07/2025	EFT	BCBS	Deposit		X	4210 · Ambula...	1,608.19		-197,325.42
Deposit	05/07/2025	EFT	BCBS	Deposit		X	4210 · Ambula...	345.50		-196,979.92
Deposit	05/07/2025	EFT	Transport Customer...	Deposit		X	4210 · Ambula...	150.00		-196,829.92
Deposit	05/07/2025	EFT	Noridian	Deposit		X	4210 · Ambula...	3,867.12		-192,962.80
Deposit	05/07/2025	EFT	OPTUM	Deposit		X	4210 · Ambula...	193.99		-192,768.81
Deposit	05/07/2025	EFT	OPTUM	Deposit		X	4210 · Ambula...	415.79		-192,353.02
Deposit	05/07/2025	EFT	United Healthcare	Deposit		X	4210 · Ambula...	2,280.68		-190,072.34
Deposit	05/08/2025	EFT	36 Treas	Deposit		X	4210 · Ambula...	325.94		-189,746.40
Deposit	05/08/2025	EFT	36 Treas	Deposit		X	4210 · Ambula...	135.93		-189,610.47
Deposit	05/08/2025	EFT	AARP	Deposit		X	4210 · Ambula...	138.08		-189,472.39
Deposit	05/08/2025	EFT	BCBS	Deposit		X	4210 · Ambula...	325.74		-189,146.65
Deposit	05/08/2025	EFT	Centene	Deposit		X	4210 · Ambula...	7,812.66		-181,333.99
Deposit	05/08/2025	EFT	Humana	Deposit		X	4210 · Ambula...	604.87		-180,729.12
Deposit	05/08/2025	EFT	Transport Customer...	Deposit		X	4210 · Ambula...	2,438.43		-178,290.69
Deposit	05/08/2025	EFT	Noridian	Deposit		X	4210 · Ambula...	4,272.46		-174,018.23
Deposit	05/08/2025	EFT	United Healthcare	Deposit		X	4210 · Ambula...	7,532.32		-166,485.91
Deposit	05/08/2025	EFT	United Healthcare	Deposit		X	4210 · Ambula...	8.30		-166,477.61
Deposit	05/09/2025	EFT	36 Treas	Deposit		X	4210 · Ambula...	3,639.43		-162,838.18
Deposit	05/09/2025	EFT	AETNA	Deposit		X	4210 · Ambula...	1,738.65		-161,099.53
Deposit	05/09/2025	EFT	Ahcccs	Deposit		X	4210 · Ambula...	3,720.95		-157,378.58
Deposit	05/09/2025	EFT	BCBS	Deposit		X	4210 · Ambula...	530.04		-156,848.54
Deposit	05/09/2025	EFT	Cigna	Deposit		X	4210 · Ambula...	241.90		-156,606.64
Deposit	05/09/2025	EFT	Devoted Health	Deposit		X	4210 · Ambula...	203.59		-156,403.05
Deposit	05/09/2025	EFT	HHP Texas	Deposit		X	4210 · Ambula...	277.34		-156,125.71
Deposit	05/09/2025	EFT	HNB Echo	Deposit		X	4210 · Ambula...	1,282.01		-154,843.70
Deposit	05/09/2025	EFT	Humana	Deposit		X	4210 · Ambula...	2,092.77		-152,750.93
Deposit	05/09/2025	EFT	Humana	Deposit		X	4210 · Ambula...	734.58		-152,016.35
Deposit	05/09/2025	EFT	Transport Customer...	Deposit		X	4210 · Ambula...	290.00		-151,726.35
Deposit	05/09/2025	EFT	Medisun	Deposit		X	4210 · Ambula...	626.79		-151,099.56
Deposit	05/09/2025	EFT	Noridian	Deposit		X	4210 · Ambula...	5,014.66		-146,084.90
Deposit	05/09/2025	EFT	UHC Community	Deposit		X	4210 · Ambula...	1,409.67		-144,675.23
Deposit	05/09/2025	EFT	UHC Community	Deposit		X	4210 · Ambula...	694.30		-143,980.93
Deposit	05/09/2025	EFT	UHC Community	Deposit		X	4210 · Ambula...	217.49		-143,763.44
Deposit	05/09/2025	EFT	United Healthcare	Deposit		X	4210 · Ambula...	1,134.75		-142,628.69
Deposit	05/09/2025	EFT	United Healthcare	Deposit		X	4210 · Ambula...	560.04		-142,068.65
Deposit	05/12/2025	EFT	BCBS	Deposit		X	4210 · Ambula...	1,855.89		-140,212.76
Deposit	05/12/2025	EFT	BCBS	Deposit		X	4210 · Ambula...	235.35		-139,977.41

Superstition Fire & Medical District Transaction Detail by Account May 2025

Type	Date	Num	Name	Memo	Class	Clr	Split	Debit	Credit	Balance
Deposit	05/12/2025	EFT	BCBS	Deposit		X	4210 · Ambula...	121.25		-139,856.16
Deposit	05/12/2025	EFT	Cigna	Deposit		X	4210 · Ambula...	1,373.77		-138,482.39
Deposit	05/12/2025	EFT	Devoted Health	Deposit		X	4210 · Ambula...	343.95		-138,138.44
Deposit	05/12/2025	EFT	Transport Customer...	Deposit		X	4210 · Ambula...	4,533.57		-133,604.87
Deposit	05/12/2025	EFT	Transport Customer...	Deposit		X	4210 · Ambula...	1,025.00		-132,579.87
Deposit	05/12/2025	EFT	Transport Customer...	Deposit		X	4210 · Ambula...	3,917.47		-128,662.40
Deposit	05/12/2025	EFT	Noridian	Deposit		X	4210 · Ambula...	503.27		-128,159.13
Deposit	05/12/2025	EFT	Palmetto GBA	Deposit		X	4210 · Ambula...	795.14		-127,363.99
Deposit	05/12/2025	EFT	UHC Community	Deposit		X	4210 · Ambula...	2,474.68		-124,889.31
Deposit	05/12/2025	EFT	UHC Community	Deposit		X	4210 · Ambula...	1,725.14		-123,164.17
Deposit	05/12/2025	EFT	UHC Community	Deposit		X	4210 · Ambula...	1,631.23		-121,532.94
Deposit	05/12/2025	EFT	United Healthcare	Deposit		X	4210 · Ambula...	669.11		-120,863.83
Deposit	05/12/2025	EFT	United Healthcare	Deposit		X	4210 · Ambula...	5,171.21		-115,692.62
Deposit	05/13/2025			Deposit		X	-SPLIT-	807.31		-114,885.31
Deposit	05/13/2025	EFT	BCBS	Deposit		X	4210 · Ambula...	1,888.65		-112,996.66
Deposit	05/13/2025	EFT	Humana	Deposit		X	4210 · Ambula...	310.52		-112,686.14
Deposit	05/13/2025	EFT	Humana	Deposit		X	4210 · Ambula...	1,164.01		-111,522.13
Deposit	05/13/2025	EFT	Noridian	Deposit		X	4210 · Ambula...	7,621.67		-103,900.46
Deposit	05/13/2025	EFT	OPTUM	Deposit		X	4210 · Ambula...	678.74		-103,221.72
Deposit	05/13/2025	EFT	OPTUM	Deposit		X	4210 · Ambula...	886.18		-102,335.54
Deposit	05/13/2025	EFT	UHC Community	Deposit		X	4210 · Ambula...	1,308.81		-101,026.73
Deposit	05/13/2025	EFT	UHC Community	Deposit		X	4210 · Ambula...	1,788.49		-99,238.24
Deposit	05/13/2025	EFT	UHC Community	Deposit		X	4210 · Ambula...	2,447.88		-96,790.36
Deposit	05/13/2025	EFT	UHC Community	Deposit		X	4210 · Ambula...	1,684.24		-95,106.12
Deposit	05/13/2025	EFT	United Healthcare	Deposit		X	4210 · Ambula...	438.44		-94,667.68
Deposit	05/14/2025	EFT	36 Treas	Deposit		X	4210 · Ambula...	618.88		-94,048.80
Deposit	05/14/2025	EFT	AARP	Deposit		X	4210 · Ambula...	345.07		-93,703.73
Deposit	05/14/2025	EFT	AETNA	Deposit		X	4210 · Ambula...	1,125.44		-92,578.29
Deposit	05/14/2025	EFT	Centene	Deposit		X	4210 · Ambula...	813.08		-91,765.21
Deposit	05/14/2025	EFT	CIP	Deposit		X	4210 · Ambula...	328.74		-91,436.47
Deposit	05/14/2025	EFT	Humana	Deposit		X	4210 · Ambula...	839.19		-90,597.28
Deposit	05/14/2025	EFT	Humana	Deposit		X	4210 · Ambula...	290.79		-90,306.49
Deposit	05/14/2025	EFT	Transport Customer...	Deposit		X	4210 · Ambula...	2,105.03		-88,201.46
Deposit	05/14/2025	EFT	Medisun	Deposit		X	4210 · Ambula...	338.62		-87,862.84
Deposit	05/14/2025	EFT	Noridian	Deposit		X	4210 · Ambula...	3,372.42		-84,490.42
Deposit	05/14/2025	EFT	OPTUM	Deposit		X	4210 · Ambula...	1,474.50		-83,015.92
Deposit	05/14/2025	EFT	OPTUM	Deposit		X	4210 · Ambula...	1,203.57		-81,812.35
Deposit	05/14/2025	EFT	United Healthcare	Deposit		X	4210 · Ambula...	3,608.43		-78,203.92
Deposit	05/15/2025			Deposit		X	-SPLIT-	2,325.00		-75,878.92
Deposit	05/15/2025	EFT	Centene	Deposit		X	4210 · Ambula...	5,099.21		-70,779.71
Deposit	05/15/2025	EFT	Transport Customer...	Deposit		X	4210 · Ambula...	500.00		-70,279.71
Deposit	05/15/2025	EFT	Noridian	Deposit		X	4210 · Ambula...	2,784.27		-67,495.44
Deposit	05/15/2025	EFT	United Healthcare	Deposit		X	4210 · Ambula...	530.45		-66,964.99
Deposit	05/15/2025	EFT	United Healthcare	Deposit		X	4210 · Ambula...	794.53		-66,170.46
Transfer	05/15/2025			Funds Transfer		X	10150 · Payroll...		200,000.00	-266,170.46
Deposit	05/16/2025	EFT	AETNA	Deposit		X	4210 · Ambula...	1,966.81		-264,203.65
Deposit	05/16/2025	EFT	BCBS	Deposit		X	4210 · Ambula...	1,457.70		-262,745.95
Deposit	05/16/2025	EFT	Centene	Deposit		X	4210 · Ambula...	822.40		-261,923.55
Deposit	05/16/2025	EFT	HNB Echo	Deposit		X	4210 · Ambula...	1,179.27		-260,744.28
Deposit	05/16/2025	EFT	HPHC	Deposit		X	4210 · Ambula...	3.47		-260,740.81

Superstition Fire & Medical District Transaction Detail by Account May 2025

Type	Date	Num	Name	Memo	Class	Clr	Split	Debit	Credit	Balance
Deposit	05/16/2025	EFT	Transport Customer...	Deposit		X	4210 · Ambula...	1,450.37		-259,290.44
Deposit	05/16/2025	EFT	Noridian	Deposit		X	4210 · Ambula...	897.79		-258,392.65
Deposit	05/16/2025	EFT	OPTUM	Deposit		X	4210 · Ambula...	776.46		-257,616.19
Deposit	05/16/2025	EFT	UHC Community	Deposit		X	4210 · Ambula...	1,869.04		-255,747.15
Deposit	05/16/2025	EFT	UHC Community	Deposit		X	4210 · Ambula...	3,163.44		-252,583.71
Deposit	05/16/2025	EFT	UHC Community	Deposit		X	4210 · Ambula...	3,731.34		-248,852.37
Deposit	05/16/2025	EFT	UHC Community	Deposit		X	4210 · Ambula...	246.22		-248,606.15
Deposit	05/16/2025	EFT	UHC Community	Deposit		X	4210 · Ambula...	1,361.28		-247,244.87
Deposit	05/16/2025	EFT	UHC Community	Deposit		X	4210 · Ambula...	1,308.81		-245,936.06
Deposit	05/16/2025	EFT	United Healthcare	Deposit		X	4210 · Ambula...	60.23		-245,875.83
Deposit	05/16/2025	EFT	United Healthcare	Deposit		X	4210 · Ambula...	621.02		-245,254.81
Deposit	05/19/2025	EFT	36 Treas	Deposit		X	4210 · Ambula...	839.75		-244,415.06
Deposit	05/19/2025	EFT	AARP	Deposit		X	4210 · Ambula...	136.62		-244,278.44
Deposit	05/19/2025	EFT	AETNA	Deposit		X	4210 · Ambula...	334.17		-243,944.27
Deposit	05/19/2025	EFT	BCBS	Deposit		X	4210 · Ambula...	112.83		-243,831.44
Deposit	05/19/2025	EFT	Centene	Deposit		X	4210 · Ambula...	354.72		-243,476.72
Deposit	05/19/2025	EFT	Cigna	Deposit		X	4210 · Ambula...	1,512.04		-241,964.68
Deposit	05/19/2025	EFT	Devoted Health	Deposit		X	4210 · Ambula...	104.35		-241,860.33
Deposit	05/19/2025	EFT	Transport Customer...	Deposit		X	4210 · Ambula...	711.43		-241,148.90
Deposit	05/19/2025	EFT	Transport Customer...	Deposit		X	4210 · Ambula...	1,687.90		-239,461.00
Deposit	05/19/2025	EFT	Transport Customer...	Deposit		X	4210 · Ambula...	3,044.62		-236,416.38
Deposit	05/19/2025	EFT	Marketplace	Deposit		X	4210 · Ambula...	784.08		-235,632.30
Deposit	05/19/2025	EFT	United Healthcare	Deposit		X	4210 · Ambula...	1,907.25		-233,725.05
Deposit	05/19/2025	EFT	United Healthcare	Deposit		X	4210 · Ambula...	3.07		-233,721.98
Deposit	05/20/2025	EFT	36 Treas	Deposit		X	4210 · Ambula...	117.77		-233,604.21
Deposit	05/20/2025	EFT	36 Treas	Deposit		X	4210 · Ambula...	4,187.91		-229,416.30
Deposit	05/20/2025	EFT	HHP Texas	Deposit		X	4210 · Ambula...	305.14		-229,111.16
Deposit	05/20/2025	EFT	Humana	Deposit		X	4210 · Ambula...	489.23		-228,621.93
Deposit	05/20/2025	EFT	Transport Customer...	Deposit		X	4210 · Ambula...	152.69		-228,469.24
Deposit	05/20/2025	EFT	Noridian	Deposit		X	4210 · Ambula...	11,236.25		-217,232.99
Deposit	05/20/2025	EFT	UHC Community	Deposit		X	4210 · Ambula...	428.01		-216,804.98
Deposit	05/20/2025	EFT	UHC Community	Deposit		X	4210 · Ambula...	2,568.48		-214,236.50
Deposit	05/20/2025	EFT	UHC Community	Deposit		X	4210 · Ambula...	365.05		-213,871.45
Deposit	05/21/2025	EFT	36 Treas	Deposit		X	4210 · Ambula...	245.00		-213,626.45
Deposit	05/21/2025	EFT	AARP	Deposit		X	4210 · Ambula...	461.33		-213,165.12
Deposit	05/21/2025	EFT	AETNA	Deposit		X	4210 · Ambula...	305.71		-212,859.41
Deposit	05/21/2025	EFT	BCBS	Deposit		X	4210 · Ambula...	1,259.79		-211,599.62
Deposit	05/21/2025	EFT	Centene	Deposit		X	4210 · Ambula...	232.28		-211,367.34
Deposit	05/21/2025	EFT	Cigna	Deposit		X	4210 · Ambula...	4,179.92		-207,187.42
Deposit	05/21/2025	EFT	Cigna	Deposit		X	4210 · Ambula...	1,916.91		-205,270.51
Deposit	05/21/2025	EFT	Transport Customer...	Deposit		X	4210 · Ambula...	50.00		-205,220.51
Deposit	05/21/2025	EFT	Noridian	Deposit		X	4210 · Ambula...	1,480.41		-203,740.10
Deposit	05/21/2025	EFT	OPTUM	Deposit		X	4210 · Ambula...	418.77		-203,321.33
Deposit	05/21/2025	EFT	United Healthcare	Deposit		X	4210 · Ambula...	1,158.97		-202,162.36
Deposit	05/22/2025	EFT	AARP	Deposit		X	4210 · Ambula...	118.38		-202,043.98
Deposit	05/22/2025	EFT	Centene	Deposit		X	4210 · Ambula...	1,536.27		-200,507.71
Deposit	05/22/2025	EFT	Transport Customer...	Deposit		X	4210 · Ambula...	536.26		-199,971.45
Deposit	05/22/2025	EFT	OPTUM	Deposit		X	4210 · Ambula...	322.15		-199,649.30
Deposit	05/22/2025	EFT	United Healthcare	Deposit		X	4210 · Ambula...	620.05		-199,029.25
Deposit	05/22/2025	EFT	United Healthcare	Deposit		X	4210 · Ambula...	852.83		-198,176.42

Superstition Fire & Medical District Transaction Detail by Account May 2025

Type	Date	Num	Name	Memo	Class	Clr	Split	Debit	Credit	Balance
Deposit	05/22/2025	EFT	United Healthcare	Deposit		X	4210 · Ambula...	95.33		-198,081.09
Deposit	05/23/2025	EFT	AETNA	Deposit		X	4210 · Ambula...	3,649.82		-194,431.27
Deposit	05/23/2025	EFT	AETNA	Deposit		X	4210 · Ambula...	3,752.12		-190,679.15
Deposit	05/23/2025	EFT	Ahcccs	Deposit		X	4210 · Ambula...	249.34		-190,429.81
Deposit	05/23/2025	EFT	BCBS	Deposit		X	4210 · Ambula...	3,608.99		-186,820.82
Deposit	05/23/2025	EFT	BCBS	Deposit		X	4210 · Ambula...	1,671.97		-185,148.85
Deposit	05/23/2025	EFT	BCBS	Deposit		X	4210 · Ambula...	449.11		-184,699.74
Deposit	05/23/2025	EFT	HNB Echo	Deposit		X	4210 · Ambula...	1,407.07		-183,292.67
Deposit	05/23/2025	EFT	Humana	Deposit		X	4210 · Ambula...	168.24		-183,124.43
Deposit	05/23/2025	EFT	Transport Customer...	Deposit		X	4210 · Ambula...	1,930.69		-181,193.74
Deposit	05/23/2025	EFT	Medisun	Deposit		X	4210 · Ambula...	633.90		-180,559.84
Deposit	05/23/2025	EFT	Noridian	Deposit		X	4210 · Ambula...	465.96		-180,093.88
Deposit	05/23/2025	EFT	OPTUM	Deposit		X	4210 · Ambula...	429.80		-179,664.08
Deposit	05/23/2025	EFT	United Healthcare	Deposit		X	4210 · Ambula...	1,810.49		-177,853.59
Deposit	05/27/2025	EFT	AARP	Deposit		X	4210 · Ambula...	428.21		-177,425.38
Deposit	05/27/2025	EFT	BCBS	Deposit		X	4210 · Ambula...	2,089.96		-175,335.42
Deposit	05/27/2025	EFT	BCBS	Deposit		X	4210 · Ambula...	1,677.12		-173,658.30
Deposit	05/27/2025	EFT	Centene	Deposit		X	4210 · Ambula...	2,447.88		-171,210.42
Deposit	05/27/2025	EFT	HNB Echo	Deposit		X	4210 · Ambula...	224.26		-170,986.16
Deposit	05/27/2025	EFT	Transport Customer...	Deposit		X	4210 · Ambula...	2,365.54		-168,620.62
Deposit	05/27/2025	EFT	Transport Customer...	Deposit		X	4210 · Ambula...	375.00		-168,245.62
Deposit	05/27/2025	EFT	Transport Customer...	Deposit		X	4210 · Ambula...	1,380.68		-166,864.94
Deposit	05/27/2025	EFT	Noridian	Deposit		X	4210 · Ambula...	5,264.54		-161,600.40
Deposit	05/27/2025	EFT	UHC Community	Deposit		X	4210 · Ambula...	221.38		-161,379.02
Deposit	05/27/2025	EFT	UHC Community	Deposit		X	4210 · Ambula...	3,735.87		-157,643.15
Deposit	05/27/2025	EFT	UHC Community	Deposit		X	4210 · Ambula...	4,462.66		-153,180.49
Deposit	05/27/2025	EFT	UHC Community	Deposit		X	4210 · Ambula...	445.88		-152,734.61
Deposit	05/27/2025	EFT	UHC Community	Deposit		X	4210 · Ambula...	2,488.08		-150,246.53
Deposit	05/28/2025	EFT	AARP	Deposit		X	4210 · Ambula...	130.03		-150,116.50
Deposit	05/28/2025	EFT	BCBS	Deposit		X	4210 · Ambula...	1,563.47		-148,553.03
Deposit	05/28/2025	EFT	Cigna	Deposit		X	4210 · Ambula...	5,164.25		-143,388.78
Deposit	05/28/2025	EFT	HHP Texas	Deposit		X	4210 · Ambula...	318.59		-143,070.19
Deposit	05/28/2025	EFT	Humana	Deposit		X	4210 · Ambula...	567.23		-142,502.96
Deposit	05/28/2025	EFT	Humana	Deposit		X	4210 · Ambula...	250.44		-142,252.52
Deposit	05/28/2025	EFT	Humana	Deposit		X	4210 · Ambula...	145.82		-142,106.70
Deposit	05/28/2025	EFT	Humana	Deposit		X	4210 · Ambula...	467.95		-141,638.75
Deposit	05/28/2025	EFT	Humana	Deposit		X	4210 · Ambula...	241.48		-141,397.27
Deposit	05/28/2025	EFT	Transport Customer...	Deposit		X	4210 · Ambula...	170.51		-141,226.76
Deposit	05/28/2025	EFT	Noridian	Deposit		X	4210 · Ambula...	956.32		-140,270.44
Deposit	05/28/2025	EFT	United Healthcare	Deposit		X	4210 · Ambula...	1,049.57		-139,220.87
Transfer	05/28/2025			Funds Transfer		X	10140 · Trans...	165,909.73		26,688.86
Transfer	05/28/2025			Funds Transfer		X	10150 · Payroll...		130,000.00	-103,311.14
Deposit	05/29/2025	EFT	36 Treas	Deposit		X	4210 · Ambula...	245.00		-103,066.14
Deposit	05/29/2025	EFT	36 Treas	Deposit		X	4210 · Ambula...	2,065.60		-101,000.54
Deposit	05/29/2025	EFT	AARP	Deposit		X	4210 · Ambula...	112.10		-100,888.44
Deposit	05/29/2025	EFT	AETNA	Deposit		X	4210 · Ambula...	661.36		-100,227.08
Deposit	05/29/2025	EFT	BCBS	Deposit		X	4210 · Ambula...	1,399.74		-98,827.34
Deposit	05/29/2025	EFT	BCBS	Deposit		X	4210 · Ambula...	247.62		-98,579.72
Deposit	05/29/2025	EFT	BCBS	Deposit		X	4210 · Ambula...	641.00		-97,938.72
Deposit	05/29/2025	EFT	Centene	Deposit		X	4210 · Ambula...	8,211.59		-89,727.13

Superstition Fire & Medical District Transaction Detail by Account May 2025

Type	Date	Num	Name	Memo	Class	Clr	Split	Debit	Credit	Balance
Deposit	05/29/2025	EFT	Humana	Deposit		X	4210 · Ambula...	787.17		-88,939.96
Deposit	05/29/2025	EFT	Medisun	Deposit		X	4210 · Ambula...	1,316.25		-87,623.71
Deposit	05/29/2025	EFT	Noridian	Deposit		X	4210 · Ambula...	7,266.05		-80,357.66
Deposit	05/29/2025	EFT	UMR	Deposit		X	4210 · Ambula...	2,244.96		-78,112.70
Deposit	05/29/2025	EFT	United Healthcare	Deposit		X	4210 · Ambula...	597.70		-77,515.00
Deposit	05/29/2025	EFT	United Healthcare	Deposit		X	4210 · Ambula...	567.21		-76,947.79
Deposit	05/29/2025	EFT	United Healthcare	Deposit		X	4210 · Ambula...	613.66		-76,334.13
Deposit	05/29/2025	EFT	Wellcare Health	Deposit		X	4210 · Ambula...	361.66		-75,972.47
Deposit	05/30/2025	EFT	AETNA	Deposit		X	4210 · Ambula...	510.79		-75,461.68
Deposit	05/30/2025	EFT	Centene	Deposit		X	4210 · Ambula...	2,164.32		-73,297.36
Deposit	05/30/2025	EFT	Centene	Deposit		X	4210 · Ambula...	873.02		-72,424.34
Deposit	05/30/2025	EFT	Humana	Deposit		X	4210 · Ambula...	541.53		-71,882.81
Deposit	05/30/2025	EFT	Humana	Deposit		X	4210 · Ambula...	1,125.77		-70,757.04
Deposit	05/30/2025	EFT	Transport Customer...	Deposit		X	4210 · Ambula...	3,034.13		-67,722.91
Deposit	05/30/2025	EFT	UHC Community	Deposit		X	4210 · Ambula...	969.22		-66,753.69
Deposit	05/30/2025	EFT	UHC Community	Deposit		X	4210 · Ambula...	7,186.90		-59,566.79
Deposit	05/30/2025	EFT	UHC Community	Deposit		X	4210 · Ambula...	134.06		-59,432.73
Deposit	05/30/2025	EFT	United Healthcare	Deposit		X	4210 · Ambula...	517.30		-58,915.43
Total 10130 · Ambulance Payroll								522,674.73	581,590.16	-58,915.43
10140 · Transport Lockbox										
Deposit	05/01/2025			Deposit		X	4210 · Ambula...	622.79		622.79
Deposit	05/02/2025			Deposit		X	4210 · Ambula...	2,571.91		3,194.70
Deposit	05/05/2025			Deposit		X	4210 · Ambula...	12,044.25		15,238.95
Deposit	05/06/2025			Deposit		X	4210 · Ambula...	3,156.34		18,395.29
Deposit	05/07/2025			Deposit		X	4210 · Ambula...	252.53		18,647.82
Deposit	05/08/2025			Deposit		X	4210 · Ambula...	919.95		19,567.77
Deposit	05/09/2025			Deposit		X	4210 · Ambula...	733.72		20,301.49
Deposit	05/12/2025			Deposit		X	4210 · Ambula...	13,574.00		33,875.49
Deposit	05/13/2025			Deposit		X	4210 · Ambula...	14,793.08		48,668.57
Deposit	05/14/2025			Deposit		X	4210 · Ambula...	315.00		48,983.57
Deposit	05/15/2025			Deposit		X	4210 · Ambula...	2,676.25		51,659.82
Deposit	05/16/2025			Deposit		X	4210 · Ambula...	2,153.86		53,813.68
Deposit	05/19/2025			Deposit		X	4210 · Ambula...	32,983.09		86,796.77
Deposit	05/20/2025			Deposit		X	4210 · Ambula...	10,853.26		97,650.03
Deposit	05/22/2025			Deposit		X	4210 · Ambula...	1,392.11		99,042.14
Deposit	05/23/2025			Deposit		X	4210 · Ambula...	7,568.74		106,610.88
Deposit	05/27/2025			Deposit		X	4210 · Ambula...	10,977.90		117,588.78
Deposit	05/28/2025			Deposit		X	4210 · Ambula...	6,211.70		123,800.48
Transfer	05/28/2025			Funds Transfer		X	10130 · Ambul...		165,909.73	-42,109.25
Deposit	05/29/2025			Deposit		X	4210 · Ambula...	235.00		-41,874.25
Deposit	05/30/2025			Deposit		X	4210 · Ambula...	4,161.14		-37,713.11
Deposit	05/30/2025			Deposit			-SPLIT-	300.00		-37,413.11
Total 10140 · Transport Lockbox								128,496.62	165,909.73	-37,413.11
10150 · Payroll Account										
General Journal	05/01/2025	829		BILL 05/01/25...		X	1072 · Bill.com...		43,974.78	-43,974.78
Transfer	05/01/2025			Funds Transfer		X	10130 · Ambul...	250,000.00		206,025.22
Transfer	05/01/2025			Funds Transfer		X	10100 · Fund ...	650,000.00		856,025.22

Superstition Fire & Medical District Transaction Detail by Account May 2025

Type	Date	Num	Name	Memo	Class	Clr	Split	Debit	Credit	Balance
Check	05/02/2025		PSPRS			X	21700 · Career...		80,027.34	775,997.88
Check	05/08/2025	EFT				X	21660 · HSA - ...		5,099.46	770,898.42
General Journal	05/09/2025	842		BILL 05/09/25...		X	1072 · Bill.com...		217,183.04	553,715.38
Check	05/09/2025	EFT	Health Equity			X	21660 · HSA - ...		20,614.08	533,101.30
Check	05/09/2025	EFT	Arizona State Retire...			X	21725 · Civilia...		27,049.22	506,052.08
Check	05/09/2025		Nationwide Retirem...			X	21800 · Pre-Ta...		690.00	505,362.08
Check	05/09/2025		Nationwide Retirem...			X	21800 · Pre-Ta...		6,945.24	498,416.84
Check	05/09/2025		Nationwide Retirem...			X	21800 · Pre-Ta...		7,250.51	491,166.33
Check	05/09/2025		Nationwide Retirem...			X	21800 · Pre-Ta...		43,691.50	447,474.83
General Journal	05/09/2025	866				X	5010.1 · Admi...		342,539.66	104,935.17
General Journal	05/09/2025	866				X	5010.1 · Admi...		85,966.16	18,969.01
Check	05/12/2025		PSPRS			X	21700 · Career...		82,318.96	-63,349.95
Check	05/13/2025	EFT	Bill.com	Monthly Billing		X	6301 · Comput...		538.92	-63,888.87
Transfer	05/15/2025			Funds Transfer		X	10130 · Ambul...	200,000.00		136,111.13
Transfer	05/15/2025			Funds Transfer		X	10100 · Fund ...	600,000.00		736,111.13
General Journal	05/16/2025	844		BILL 05/16/25...		X	1072 · Bill.com...		27,874.97	708,236.16
Bill Pmt -Check	05/19/2025	N/A	Chase Cardmember...	# 424631538...		X	20000 · Accou...		29,368.95	678,867.21
General Journal	05/19/2025	845		BILL 05/19/25...		X	1072 · Bill.com...		134.97	678,732.24
General Journal	05/20/2025	846		BILL 05/20/25...		X	1072 · Bill.com...	321.91		679,054.15
General Journal	05/20/2025	847		BILL 05/20/25...		X	1072 · Bill.com...	8.00		679,062.15
General Journal	05/22/2025	848		BILL 05/22/25...		X	1072 · Bill.com...		267,422.05	411,640.10
Check	05/22/2025	EFT				X	21660 · HSA - ...		5,055.93	406,584.17
Check	05/23/2025	EFT	Health Equity			X	21660 · HSA - ...		20,564.08	386,020.09
Check	05/23/2025	EFT	Arizona State Retire...			X	21725 · Civilia...		26,818.82	359,201.27
Check	05/23/2025		Nationwide Retirem...			X	21800 · Pre-Ta...		685.00	358,516.27
Check	05/23/2025		Nationwide Retirem...			X	21800 · Pre-Ta...		6,997.48	351,518.79
Check	05/23/2025		Nationwide Retirem...			X	21800 · Pre-Ta...		7,304.28	344,214.51
Check	05/23/2025		Nationwide Retirem...			X	21800 · Pre-Ta...		43,333.41	300,881.10
General Journal	05/23/2025	867				X	5010.1 · Admi...		344,575.92	-43,694.82
General Journal	05/23/2025	867				X	5010.1 · Admi...		85,862.69	-129,557.51
Check	05/27/2025		PSPRS			X	21700 · Career...		73,119.24	-202,676.75
Transfer	05/28/2025			Funds Transfer		X	10130 · Ambul...	130,000.00		-72,676.75
Transfer	05/28/2025			Funds Transfer		X	10100 · Fund ...	750,000.00		677,323.25
General Journal	05/29/2025	849		BILL 05/29/25...		X	1072 · Bill.com...		53,602.77	623,720.48
Total 10150 · Payroll Account								2,580,329.91	1,956,609.43	623,720.48
10200 · Fund Cash - Capital Projects										
General Journal	05/31/2025	858		To Record Pr...		X	4250 · Interest...	6,319.28		6,319.28
Total 10200 · Fund Cash - Capital Projects								6,319.28	0.00	6,319.28
10400 · Special Revenue Fund										
Deposit	05/20/2025			Deposit		X	-SPLIT-	1,025.00		1,025.00
General Journal	05/31/2025	859		To Record Int...		X	4250 · Interest...	789.55		1,814.55
Total 10400 · Special Revenue Fund								1,814.55	0.00	1,814.55
10500 · Fund Cash - Bond Proceeds 2006										
General Journal	05/31/2025	860		To Record Pr...		X	4010 · Propert...	114,013.92		114,013.92

Superstition Fire & Medical District Transaction Detail by Account May 2025

Type	Date	Num	Name	Memo	Class	Clr	Split	Debit	Credit	Balance
Total 10500 · Fund Cash - Bond Proceeds 2006								114,013.92	0.00	114,013.92
10600 · Debt Retirement Interest										
General Journal	05/31/2025	861		To Record Pr...		X	4010 · Propert...	9,518.94		9,518.94
Total 10600 · Debt Retirement Interest								9,518.94	0.00	9,518.94
10700 · Contingency Reserve Fund Cash										
General Journal	05/31/2025	862		To Record Int...		X	4250 · Interest...	8,440.33		8,440.33
Total 10700 · Contingency Reserve Fund Cash								8,440.33	0.00	8,440.33
1072 · Bill.com Money Out Clearing										
Bill Pmt -Check	05/01/2025	Bill.com	United Fire Equipm...	https://app02....			20000 · Accou...		706.14	-706.14
Bill Pmt -Check	05/01/2025	Bill.com	Arizona PPE Recon...	https://app02....			20000 · Accou...		349.50	-1,056.64
Bill Pmt -Check	05/01/2025	Bill.com	W.W.Williams Phoe...	https://app02....			20000 · Accou...	1,168.23		-2,223.87
Bill Pmt -Check	05/01/2025	Bill.com	United Fire Equipm...	https://app02....			20000 · Accou...		97.26	-2,321.13
Bill Pmt -Check	05/01/2025	Bill.com	United Fire Equipm...	https://app02....			20000 · Accou...		583.85	-2,904.98
Bill Pmt -Check	05/01/2025	Bill.com	United Fire Equipm...	https://app02....			20000 · Accou...		525.10	-3,430.08
Bill Pmt -Check	05/01/2025	Bill.com	O'Reilly Automotive ...	https://app02....			20000 · Accou...		51.27	-3,481.35
Bill Pmt -Check	05/01/2025	Bill.com	O'Reilly Automotive ...	https://app02....			20000 · Accou...		18.54	-3,499.89
Bill Pmt -Check	05/01/2025	Bill.com	Arizona Propane	https://app02....			20000 · Accou...		54.58	-3,554.47
Bill Pmt -Check	05/01/2025	Bill.com	Magic Pest Control	https://app02....			20000 · Accou...		500.00	-4,054.47
Bill Pmt -Check	05/01/2025	Bill.com	Factory Motor Parts	https://app02....			20000 · Accou...		209.36	-4,263.83
Bill Pmt -Check	05/01/2025	Bill.com	Jonoco, LLC	https://app02....			20000 · Accou...		2,625.00	-6,888.83
Bill Pmt -Check	05/01/2025	Bill.com	Bound Tree Medical...	https://app02....			20000 · Accou...		3,961.87	-10,850.70
Bill Pmt -Check	05/01/2025	Bill.com	United Fire Equipm...	https://app02....			20000 · Accou...		146.03	-10,996.73
Bill Pmt -Check	05/01/2025	Bill.com	San Tan Auto Partn...	https://app02....			20000 · Accou...		45.12	-11,041.85
Bill Pmt -Check	05/01/2025	Bill.com	Galloway Asset Man...	https://app02....			20000 · Accou...		3,600.00	-14,641.85
Bill Pmt -Check	05/01/2025	Bill.com	Bound Tree Medical...	https://app02....			20000 · Accou...		3,373.92	-18,015.77
Bill Pmt -Check	05/01/2025	Bill.com	Bound Tree Medical...	https://app02....			20000 · Accou...		1,106.67	-19,122.44
Bill Pmt -Check	05/01/2025	Bill.com	O'Reilly Automotive ...	https://app02....			20000 · Accou...		186.07	-19,308.51
Bill Pmt -Check	05/01/2025	Bill.com	First Choice Auto Gl...	https://app02....			20000 · Accou...		428.80	-19,737.31
Bill Pmt -Check	05/01/2025	Bill.com	Mediacom	https://app02....			20000 · Accou...		533.53	-20,270.84
Bill Pmt -Check	05/01/2025	Bill.com	United Fire Equipm...	https://app02....			20000 · Accou...		194.55	-20,465.39
Bill Pmt -Check	05/01/2025	Bill.com	United Fire Equipm...	https://app02....			20000 · Accou...		194.58	-20,659.97
Bill Pmt -Check	05/01/2025	Bill.com	MPAKS Solutions L...	https://app02....			20000 · Accou...		758.68	-21,418.65
Bill Pmt -Check	05/01/2025	Bill.com	Rite-A-Way Garage ...	https://app02....			20000 · Accou...		639.39	-22,058.04
Bill Pmt -Check	05/01/2025	Bill.com	Bound Tree Medical...	https://app02....			20000 · Accou...		1,776.13	-23,834.17
Bill Pmt -Check	05/01/2025	Bill.com	Belle Worden	https://app02....			20000 · Accou...		139.50	-23,973.67
Bill Pmt -Check	05/01/2025	Bill.com	United Fire Equipm...	https://app02....			20000 · Accou...		649.42	-24,623.09
Bill Pmt -Check	05/01/2025	Bill.com	O'Reilly Automotive ...	https://app02....			20000 · Accou...		15.50	-24,638.59
Bill Pmt -Check	05/01/2025	Bill.com	United Fire Equipm...	https://app02....			20000 · Accou...		143.72	-24,782.31
Bill Pmt -Check	05/01/2025	Bill.com	United Fire Equipm...	https://app02....			20000 · Accou...		40.50	-24,822.81
Bill Pmt -Check	05/01/2025	Bill.com	United Fire Equipm...	https://app02....			20000 · Accou...		189.16	-25,011.97
Bill Pmt -Check	05/01/2025	Bill.com	O'Reilly Automotive ...	https://app02....			20000 · Accou...		47.83	-25,059.80
Bill Pmt -Check	05/01/2025	Bill.com	United Fire Equipm...	https://app02....			20000 · Accou...		427.37	-25,487.17
Bill Pmt -Check	05/01/2025	Bill.com	United Fire Equipm...	https://app02....			20000 · Accou...		465.33	-25,952.50
Bill Pmt -Check	05/01/2025	Bill.com	RWC International, ...	https://app02....			20000 · Accou...		106.02	-26,058.52
Bill Pmt -Check	05/01/2025	Bill.com	RWC International, ...	https://app02....			20000 · Accou...		38.10	-26,096.62
Bill Pmt -Check	05/01/2025	Bill.com	United Fire Equipm...	https://app02....			20000 · Accou...		263.43	-26,360.05

Superstition Fire & Medical District Transaction Detail by Account May 2025

Type	Date	Num	Name	Memo	Class	Clr	Split	Debit	Credit	Balance
Bill Pmt -Check	05/01/2025	Bill.com	Support Payment Cl...	https://app02....			20000 · Accou...		1,225.82	-27,585.87
Bill Pmt -Check	05/01/2025	Bill.com	O'Reilly Automotive ...	https://app02....			20000 · Accou...		14.72	-27,600.59
Bill Pmt -Check	05/01/2025	Bill.com	United Fire Equipm...	https://app02....			20000 · Accou...		97.24	-27,697.83
Bill Pmt -Check	05/01/2025	Bill.com	MPAKS Solutions L...	https://app02....			20000 · Accou...		758.68	-28,456.51
Bill Pmt -Check	05/01/2025	Bill.com	Chandler Regional ...	https://app02....			20000 · Accou...		0.68	-28,457.19
Bill Pmt -Check	05/01/2025	Bill.com	Southwest Ground ...	https://app02....			20000 · Accou...		970.00	-29,427.19
Bill Pmt -Check	05/01/2025	Bill.com	United Fire Equipm...	https://app02....			20000 · Accou...		118.86	-29,546.05
Bill Pmt -Check	05/01/2025	Bill.com	United Fire Equipm...	https://app02....			20000 · Accou...		128.08	-29,674.13
Bill Pmt -Check	05/01/2025	Bill.com	United Fire Equipm...	https://app02....			20000 · Accou...		770.00	-30,444.13
Bill Pmt -Check	05/01/2025	Bill.com	Hughes Fire Equip...	https://app02....			20000 · Accou...		155.59	-30,599.72
Bill Pmt -Check	05/01/2025	Bill.com	AT& T Mobility	https://app02....			20000 · Accou...		2,645.42	-33,245.14
Bill Pmt -Check	05/01/2025	Bill.com	Arizona Propane	https://app02....			20000 · Accou...		191.02	-33,436.16
Bill Pmt -Check	05/01/2025	Bill.com	San Tan Auto Partn...	https://app02....			20000 · Accou...		434.40	-33,870.56
Bill Pmt -Check	05/01/2025	Bill.com	United Fire Equipm...	https://app02....			20000 · Accou...		37.89	-33,908.45
Bill Pmt -Check	05/01/2025	Bill.com	United Fire Equipm...	https://app02....			20000 · Accou...		421.63	-34,330.08
Bill Pmt -Check	05/01/2025	Bill.com	United Fire Equipm...	https://app02....			20000 · Accou...		4.86	-34,334.94
Bill Pmt -Check	05/01/2025	Bill.com	Arizona PPE Recon...	https://app02....			20000 · Accou...		1,350.00	-35,684.94
Bill Pmt -Check	05/01/2025	Bill.com	United Fire Equipm...	https://app02....			20000 · Accou...		273.22	-35,958.16
Bill Pmt -Check	05/01/2025	Bill.com	Medline Industries, LP	https://app02....			20000 · Accou...		624.05	-36,582.21
Bill Pmt -Check	05/01/2025	Bill.com	San Tan Auto Partn...	https://app02....			20000 · Accou...		58.02	-36,640.23
Bill Pmt -Check	05/01/2025	Bill.com	Professional Sales ...	https://app02....			20000 · Accou...		508.61	-37,148.84
Bill Pmt -Check	05/01/2025	Bill.com	Southern Tire Mart, ...	https://app02....			20000 · Accou...		333.57	-37,482.41
Bill Pmt -Check	05/01/2025	Bill.com	United Fire Equipm...	https://app02....			20000 · Accou...		117.55	-37,599.96
Bill Pmt -Check	05/01/2025	Bill.com	Mediacom	https://app02....			20000 · Accou...		5,949.04	-43,549.00
General Journal	05/01/2025	829		BILL 05/01/25...			10150 · Payroll...	43,974.78		425.78
Bill Pmt -Check	05/01/2025	Bill.com	AETNA	https://app02....			20000 · Accou...		264.78	161.00
Bill Pmt -Check	05/01/2025	Bill.com	LESLIE HARNISH	https://app02....			20000 · Accou...		11.00	150.00
Bill Pmt -Check	05/01/2025	Bill.com	LESLIE HARNISH	https://app02....			20000 · Accou...		150.00	0.00
Bill Pmt -Check	05/09/2025	Bill.com	Bud's Bulk Ice Servi...	https://app02....			20000 · Accou...		155.32	-155.32
Bill Pmt -Check	05/09/2025	Bill.com	W.W.Williams Phoe...	https://app02....			20000 · Accou...		1,888.08	-2,043.40
Bill Pmt -Check	05/09/2025	Bill.com	Municipal Emergenc...	https://app02....			20000 · Accou...		2,447.60	-4,491.00
Bill Pmt -Check	05/09/2025	Bill.com	Apache Junction Se...	https://app02....			20000 · Accou...		122.30	-4,613.30
Bill Pmt -Check	05/09/2025	Bill.com	United Fire Equipm...	https://app02....			20000 · Accou...		1,028.00	-5,641.30
Bill Pmt -Check	05/09/2025	Bill.com	O'Reilly Automotive ...	https://app02....			20000 · Accou...		6.54	-5,647.84
Bill Pmt -Check	05/09/2025	Bill.com	7710 Insurance Co, ...	https://app02....			20000 · Accou...		12,175.00	-17,822.84
Bill Pmt -Check	05/09/2025	Bill.com	Healthcare Medical ...	https://app02....			20000 · Accou...		54.82	-17,877.66
Bill Pmt -Check	05/09/2025	Bill.com	Bound Tree Medical...	https://app02....			20000 · Accou...		4,895.98	-22,773.64
Bill Pmt -Check	05/09/2025	Bill.com	Kabat's Frontier Ace...	https://app02....			20000 · Accou...		53.84	-22,827.48
Bill Pmt -Check	05/09/2025	Bill.com	Advanced Data Pro...	https://app02....			20000 · Accou...		24,344.27	-47,171.75
Bill Pmt -Check	05/09/2025	Bill.com	Southwest Gas Cor...	https://app02....			20000 · Accou...		112.24	-47,283.99
Bill Pmt -Check	05/09/2025	Bill.com	Kabat's Frontier Ace...	https://app02....			20000 · Accou...		23.54	-47,307.53
Bill Pmt -Check	05/09/2025	Bill.com	Kabat's Frontier Ace...	https://app02....			20000 · Accou...		5.06	-47,312.59
Bill Pmt -Check	05/09/2025	Bill.com	7710 Insurance Co, ...	https://app02....			20000 · Accou...		36,186.23	-83,498.82
Bill Pmt -Check	05/09/2025	Bill.com	Boyetts Family Wat...	https://app02....			20000 · Accou...		32.73	-83,531.55
Bill Pmt -Check	05/09/2025	Bill.com	Boyetts Family Wat...	https://app02....			20000 · Accou...		98.19	-83,629.74
Bill Pmt -Check	05/09/2025	Bill.com	Kimball Midwest	https://app02....			20000 · Accou...		31.81	-83,661.55
Bill Pmt -Check	05/09/2025	Bill.com	Arizona Water Com...	https://app02....			20000 · Accou...		300.56	-83,962.11
Bill Pmt -Check	05/09/2025	Bill.com	Jonoco, LLC	https://app02....			20000 · Accou...		750.00	-84,712.11
Bill Pmt -Check	05/09/2025	Bill.com	Kabat's Frontier Ace...	https://app02....			20000 · Accou...		94.16	-84,806.27
Bill Pmt -Check	05/09/2025	Bill.com	Kabat's Frontier Ace...	https://app02....			20000 · Accou...		32.56	-84,838.83

Superstition Fire & Medical District Transaction Detail by Account May 2025

Type	Date	Num	Name	Memo	Class	Clr	Split	Debit	Credit	Balance
Bill Pmt -Check	05/09/2025	Bill.com	Lands' End, Inc	https://app02....			20000 · Accou...		227.49	-85,066.32
Bill Pmt -Check	05/09/2025	Bill.com	Healthcare Medical ...	https://app02....			20000 · Accou...		54.82	-85,121.14
Bill Pmt -Check	05/09/2025	Bill.com	Bud's Bulk Ice Servi...	https://app02....			20000 · Accou...		198.76	-85,319.90
Bill Pmt -Check	05/09/2025	Bill.com	Dynamic Duo Janito...	https://app02....			20000 · Accou...		280.00	-85,599.90
Bill Pmt -Check	05/09/2025	Bill.com	United Fire Equipm...	https://app02....			20000 · Accou...		194.58	-85,794.48
Bill Pmt -Check	05/09/2025	Bill.com	Kimball Midwest	https://app02....			20000 · Accou...		317.69	-86,112.17
Bill Pmt -Check	05/09/2025	Bill.com	Jonoco, LLC	https://app02....			20000 · Accou...		425.00	-86,537.17
Bill Pmt -Check	05/09/2025	Bill.com	Hafer A/C & Refridg...	https://app02....			20000 · Accou...		130.00	-86,667.17
Bill Pmt -Check	05/09/2025	Bill.com	Salt River Project	https://app02....			20000 · Accou...		5,884.07	-92,551.24
Bill Pmt -Check	05/09/2025	Bill.com	United Fire Equipm...	https://app02....			20000 · Accou...		991.70	-93,542.94
Bill Pmt -Check	05/09/2025	Bill.com	Southwest Gas Cor...	https://app02....			20000 · Accou...		53.21	-93,596.15
Bill Pmt -Check	05/09/2025	Bill.com	O'Reilly Automotive ...	https://app02....			20000 · Accou...		61.66	-93,657.81
Bill Pmt -Check	05/09/2025	Bill.com	Boyetts Family Wat...	https://app02....			20000 · Accou...		64.02	-93,721.83
Bill Pmt -Check	05/09/2025	Bill.com	Sunrise Health	https://app02....			20000 · Accou...		170.00	-93,891.83
Bill Pmt -Check	05/09/2025	Bill.com	Wex Bank, Inc.	https://app02....			20000 · Accou...		2,743.73	-96,635.56
Bill Pmt -Check	05/09/2025	Bill.com	San Tan Auto Partn...	https://app02....			20000 · Accou...		5,179.06	-101,814.62
Bill Pmt -Check	05/09/2025	Bill.com	United Fire Equipm...	https://app02....			20000 · Accou...		994.94	-102,809.56
Bill Pmt -Check	05/09/2025	Bill.com	Boyetts Family Wat...	https://app02....			20000 · Accou...		65.46	-102,875.02
Bill Pmt -Check	05/09/2025	Bill.com	Smoke on the Wate...	https://app02....			20000 · Accou...		1,000.00	-103,875.02
Bill Pmt -Check	05/09/2025	Bill.com	United Fire Equipm...	https://app02....			20000 · Accou...		807.95	-104,682.97
Bill Pmt -Check	05/09/2025	Bill.com	Sunrise Health	https://app02....			20000 · Accou...		63.00	-104,745.97
Bill Pmt -Check	05/09/2025	Bill.com	Kabat's Frontier Ace...	https://app02....			20000 · Accou...		57.87	-104,803.84
Bill Pmt -Check	05/09/2025	Bill.com	Waxie Sanitary Sup...	https://app02....			20000 · Accou...		520.23	-105,324.07
Bill Pmt -Check	05/09/2025	Bill.com	Fleetpride, Inc	https://app02....			20000 · Accou...		74.71	-105,398.78
Bill Pmt -Check	05/09/2025	Bill.com	O'Reilly Automotive ...	https://app02....			20000 · Accou...		16.35	-105,415.13
Bill Pmt -Check	05/09/2025	Bill.com	Dynamic Duo Janito...	https://app02....			20000 · Accou...		280.00	-105,695.13
Bill Pmt -Check	05/09/2025	Bill.com	Hafer A/C & Refridg...	https://app02....			20000 · Accou...		455.00	-106,150.13
Bill Pmt -Check	05/09/2025	Bill.com	Superstition Safety ...	https://app02....			20000 · Accou...		210.00	-106,360.13
Bill Pmt -Check	05/09/2025	Bill.com	Jonoco, LLC	https://app02....			20000 · Accou...		8,860.00	-115,220.13
Bill Pmt -Check	05/09/2025	Bill.com	Michelle Klemesrud	https://app02....			20000 · Accou...		350.00	-115,570.13
Bill Pmt -Check	05/09/2025	Bill.com	Sunrise Health	https://app02....			20000 · Accou...		105.00	-115,675.13
Bill Pmt -Check	05/09/2025	Bill.com	McNeil & Company,...	https://app02....			20000 · Accou...		81,196.50	-196,871.63
Bill Pmt -Check	05/09/2025	Bill.com	Southwest Ground ...	https://app02....			20000 · Accou...		400.00	-197,271.63
Bill Pmt -Check	05/09/2025	Bill.com	Kabat's Frontier Ace...	https://app02....			20000 · Accou...		26.65	-197,298.28
Bill Pmt -Check	05/09/2025	Bill.com	Hafer A/C & Refridg...	https://app02....			20000 · Accou...		130.00	-197,428.28
Bill Pmt -Check	05/09/2025	Bill.com	Kabat's Frontier Ace...	https://app02....			20000 · Accou...		33.57	-197,461.85
Bill Pmt -Check	05/09/2025	Bill.com	Arizona Water Com...	https://app02....			20000 · Accou...		51.63	-197,513.48
Bill Pmt -Check	05/09/2025	Bill.com	United Fire Equipm...	https://app02....			20000 · Accou...		807.95	-198,321.43
Bill Pmt -Check	05/09/2025	Bill.com	Image Trend, Inc.	https://app02....			20000 · Accou...		900.41	-199,221.84
Bill Pmt -Check	05/09/2025	Bill.com	Boyetts Family Wat...	https://app02....			20000 · Accou...		64.02	-199,285.86
Bill Pmt -Check	05/09/2025	Bill.com	Bud's Bulk Ice Servi...	https://app02....			20000 · Accou...		242.20	-199,528.06
Bill Pmt -Check	05/09/2025	Bill.com	Lauren Daniel	https://app02....			20000 · Accou...		200.29	-199,728.35
Bill Pmt -Check	05/09/2025	Bill.com	Boyetts Family Wat...	https://app02....			20000 · Accou...		32.73	-199,761.08
Bill Pmt -Check	05/09/2025	Bill.com	Bound Tree Medical...	https://app02....			20000 · Accou...		258.79	-200,019.87
Bill Pmt -Check	05/09/2025	Bill.com	Prophet Network Int...	https://app02....			20000 · Accou...		8,457.69	-208,477.56
Bill Pmt -Check	05/09/2025	Bill.com	Bud's Bulk Ice Servi...	https://app02....			20000 · Accou...		146.63	-208,624.19
Bill Pmt -Check	05/09/2025	Bill.com	United Fire Equipm...	https://app02....			20000 · Accou...		967.97	-209,592.16
Bill Pmt -Check	05/09/2025	Bill.com	Boyetts Family Wat...	https://app02....			20000 · Accou...		98.19	-209,690.35
Bill Pmt -Check	05/09/2025	Bill.com	Southwest Gas Cor...	https://app02....			20000 · Accou...		30.35	-209,720.70
Bill Pmt -Check	05/09/2025	Bill.com	Waxie Sanitary Sup...	https://app02....			20000 · Accou...		86.53	-209,807.23

Superstition Fire & Medical District Transaction Detail by Account May 2025

Type	Date	Num	Name	Memo	Class	Clr	Split	Debit	Credit	Balance
Bill Pmt -Check	05/09/2025	Bill.com	Sunrise Health	https://app02....			20000 · Accou...		200.00	-210,007.23
Bill Pmt -Check	05/09/2025	Bill.com	Healthcare Medical ...	https://app02....			20000 · Accou...		54.82	-210,062.05
Bill Pmt -Check	05/09/2025	Bill.com	Boyetts Family Wat...	https://app02....			20000 · Accou...		96.40	-210,158.45
Bill Pmt -Check	05/09/2025	Bill.com	O'Reilly Automotive ...	https://app02....			20000 · Accou...		220.19	-210,378.64
Bill Pmt -Check	05/09/2025	Bill.com	RV Stripes & Graphi...	https://app02....			20000 · Accou...		87.33	-210,465.97
Bill Pmt -Check	05/09/2025	Bill.com	Republic Services #...	https://app02....			20000 · Accou...		1,156.01	-211,621.98
Bill Pmt -Check	05/09/2025	Bill.com	Bud's Bulk Ice Servi...	https://app02....			20000 · Accou...		394.24	-212,016.22
Bill Pmt -Check	05/09/2025	Bill.com	Kabat's Frontier Ace...	https://app02....			20000 · Accou...		7.66	-212,023.88
Bill Pmt -Check	05/09/2025	Bill.com	Bound Tree Medical...	https://app02....			20000 · Accou...		842.25	-212,866.13
Bill Pmt -Check	05/09/2025	Bill.com	Arizona PPE Recon...	https://app02....			20000 · Accou...		1,014.00	-213,880.13
Bill Pmt -Check	05/09/2025	Bill.com	Bound Tree Medical...	https://app02....			20000 · Accou...		511.16	-214,391.29
Bill Pmt -Check	05/09/2025	Bill.com	Sunrise Health	https://app02....			20000 · Accou...		220.00	-214,611.29
Bill Pmt -Check	05/09/2025	Bill.com	Freightliner Of Arizo...	https://app02....			20000 · Accou...		643.87	-215,255.16
Bill Pmt -Check	05/09/2025	Bill.com	Kabat's Frontier Ace...	https://app02....			20000 · Accou...		35.30	-215,290.46
Bill Pmt -Check	05/09/2025	Bill.com	Healthcare Medical ...	https://app02....			20000 · Accou...		54.82	-215,345.28
Bill Pmt -Check	05/09/2025	Bill.com	O'Reilly Automotive ...	https://app02....			20000 · Accou...		16.11	-215,361.39
Bill Pmt -Check	05/09/2025	Bill.com	Healthcare Medical ...	https://app02....			20000 · Accou...		54.82	-215,416.21
Bill Pmt -Check	05/09/2025	Bill.com	West Direct Oil, LLC	https://app02....			20000 · Accou...		1,766.83	-217,183.04
General Journal	05/09/2025	842		BILL 05/09/25...			10150 · Payroll...	217,183.04		0.00
Bill Pmt -Check	05/16/2025	Bill.com	United Fire Equipm...	https://app02....			20000 · Accou...		33.01	-33.01
Bill Pmt -Check	05/16/2025	Bill.com	San Tan Auto Partn...	https://app02....			20000 · Accou...		170.70	-203.71
Bill Pmt -Check	05/16/2025	Bill.com	United Fire Equipm...	https://app02....			20000 · Accou...		476.02	-679.73
Bill Pmt -Check	05/16/2025	Bill.com	United Fire Equipm...	https://app02....			20000 · Accou...		670.89	-1,350.62
Bill Pmt -Check	05/16/2025	Bill.com	United Fire Equipm...	https://app02....			20000 · Accou...		87.80	-1,438.42
Bill Pmt -Check	05/16/2025	Bill.com	United Fire Equipm...	https://app02....			20000 · Accou...		463.74	-1,902.16
Bill Pmt -Check	05/16/2025	Bill.com	UNITED HEALTHC...	https://app02....			20000 · Accou...		427.03	-2,329.19
Bill Pmt -Check	05/16/2025	Bill.com	United Fire Equipm...	https://app02....			20000 · Accou...		166.36	-2,495.55
Bill Pmt -Check	05/16/2025	Bill.com	4Imprint	https://app02....			20000 · Accou...		862.77	-3,358.32
Bill Pmt -Check	05/16/2025	Bill.com	ELISE G ROBERTS...	https://app02....			20000 · Accou...		81.35	-3,439.67
Bill Pmt -Check	05/16/2025	Bill.com	United Fire Equipm...	https://app02....			20000 · Accou...		108.18	-3,547.85
Bill Pmt -Check	05/16/2025	Bill.com	United Fire Equipm...	https://app02....			20000 · Accou...		127.50	-3,675.35
Bill Pmt -Check	05/16/2025	Bill.com	O'Reilly Automotive ...	https://app02....			20000 · Accou...		39.15	-3,714.50
Bill Pmt -Check	05/16/2025	Bill.com	Jeff Cranmer	https://app02....			20000 · Accou...		440.00	-4,154.50
Bill Pmt -Check	05/16/2025	Bill.com	United Fire Equipm...	https://app02....			20000 · Accou...		763.45	-4,917.95
Bill Pmt -Check	05/16/2025	Bill.com	MARTIN ROBERT ...	https://app02....			20000 · Accou...		17.88	-4,935.83
Bill Pmt -Check	05/16/2025	Bill.com	Professional Sales ...	https://app02....			20000 · Accou...		556.94	-5,492.77
Bill Pmt -Check	05/16/2025	Bill.com	United Fire Equipm...	https://app02....			20000 · Accou...		87.80	-5,580.57
Bill Pmt -Check	05/16/2025	Bill.com	Chandler Regional ...	https://app02....			20000 · Accou...		0.68	-5,581.25
Bill Pmt -Check	05/16/2025	Bill.com	Verizon Wireless Se...	https://app02....			20000 · Accou...		1,927.39	-7,508.64
Bill Pmt -Check	05/16/2025	Bill.com	TERRY WILBURN	https://app02....			20000 · Accou...		275.00	-7,783.64
Bill Pmt -Check	05/16/2025	Bill.com	United Fire Equipm...	https://app02....			20000 · Accou...		56.44	-7,840.08
Bill Pmt -Check	05/16/2025	Bill.com	Proshred Security A...	https://app02....			20000 · Accou...		100.00	-7,940.08
Bill Pmt -Check	05/16/2025	Bill.com	United Fire Equipm...	https://app02....			20000 · Accou...		35.50	-7,975.58
Bill Pmt -Check	05/16/2025	Bill.com	United Fire Equipm...	https://app02....			20000 · Accou...		81.62	-8,057.20
Bill Pmt -Check	05/16/2025	Bill.com	Support Payment Cl...	https://app02....			20000 · Accou...		1,225.82	-9,283.02
Bill Pmt -Check	05/16/2025	Bill.com	United Fire Equipm...	https://app02....			20000 · Accou...		606.77	-9,889.79
Bill Pmt -Check	05/16/2025	Bill.com	City of Mesa	https://app02....			20000 · Accou...		1,258.00	-11,147.79
Bill Pmt -Check	05/16/2025	Bill.com	Waxie Sanitary Sup...	https://app02....			20000 · Accou...		360.24	-11,508.03
Bill Pmt -Check	05/16/2025	Bill.com	United Fire Equipm...	https://app02....			20000 · Accou...		95.15	-11,603.18
Bill Pmt -Check	05/16/2025	Bill.com	United Fire Equipm...	https://app02....			20000 · Accou...		236.33	-11,839.51

Superstition Fire & Medical District Transaction Detail by Account May 2025

Type	Date	Num	Name	Memo	Class	Clr	Split	Debit	Credit	Balance
Bill Pmt -Check	05/16/2025	Bill.com	Arizona PPE Recon...	https://app02....			20000 · Accou...		328.00	-12,167.51
Bill Pmt -Check	05/16/2025	Bill.com	United Fire Equipm...	https://app02....			20000 · Accou...		131.75	-12,299.26
Bill Pmt -Check	05/16/2025	Bill.com	Banner Goldfield Ho...	https://app02....			20000 · Accou...		218.60	-12,517.86
Bill Pmt -Check	05/16/2025	Bill.com	United Fire Equipm...	https://app02....			20000 · Accou...		168.13	-12,685.99
Bill Pmt -Check	05/16/2025	Bill.com	United Fire Equipm...	https://app02....			20000 · Accou...		743.37	-13,429.36
Bill Pmt -Check	05/16/2025	Bill.com	Arizona PPE Recon...	https://app02....			20000 · Accou...		1,557.50	-14,986.86
Bill Pmt -Check	05/16/2025	Bill.com	MPAKS Solutions L...	https://app02....			20000 · Accou...		1,138.02	-16,124.88
Bill Pmt -Check	05/16/2025	Bill.com	O'Reilly Automotive ...	https://app02....			20000 · Accou...		25.01	-16,149.89
Bill Pmt -Check	05/16/2025	Bill.com	United Fire Equipm...	https://app02....			20000 · Accou...		9.40	-16,159.29
Bill Pmt -Check	05/16/2025	Bill.com	BARBARA E ALEX...	https://app02....			20000 · Accou...		35.76	-16,195.05
Bill Pmt -Check	05/16/2025	Bill.com	United Fire Equipm...	https://app02....			20000 · Accou...		57.28	-16,252.33
Bill Pmt -Check	05/16/2025	Bill.com	United Fire Equipm...	https://app02....			20000 · Accou...		430.52	-16,682.85
Bill Pmt -Check	05/16/2025	Bill.com	Freightliner Of Arizo...	https://app02....			20000 · Accou...		416.33	-17,099.18
Bill Pmt -Check	05/16/2025	Bill.com	Hughes Fire Equip...	https://app02....			20000 · Accou...		139.54	-17,238.72
Bill Pmt -Check	05/16/2025	Bill.com	Liberty Utilities AZ	https://app02....			20000 · Accou...		69.55	-17,308.27
Bill Pmt -Check	05/16/2025	Bill.com	Arizona Water Com...	https://app02....			20000 · Accou...		53.27	-17,361.54
Bill Pmt -Check	05/16/2025	Bill.com	CenturyLink	https://app02....			20000 · Accou...		235.34	-17,596.88
Bill Pmt -Check	05/16/2025	Bill.com	United Fire Equipm...	https://app02....			20000 · Accou...		286.24	-17,883.12
Bill Pmt -Check	05/16/2025	Bill.com	JUDITH GEARHART	https://app02....			20000 · Accou...		41.12	-17,924.24
Bill Pmt -Check	05/16/2025	Bill.com	Heartfit For Duty LLC	https://app02....			20000 · Accou...		56.25	-17,980.49
Bill Pmt -Check	05/16/2025	Bill.com	Honeywell Analytics	https://app02....			20000 · Accou...		1,190.00	-19,170.49
Bill Pmt -Check	05/16/2025	Bill.com	Mediacom	https://app02....			20000 · Accou...		229.95	-19,400.44
Bill Pmt -Check	05/16/2025	Bill.com	O'Reilly Automotive ...	https://app02....			20000 · Accou...		107.13	-19,507.57
Bill Pmt -Check	05/16/2025	Bill.com	Toshiba America Bu...	https://app02....			20000 · Accou...		182.23	-19,689.80
Bill Pmt -Check	05/16/2025	Bill.com	Arizona Water Com...	https://app02....			20000 · Accou...		282.71	-19,972.51
Bill Pmt -Check	05/16/2025	Bill.com	Hughes Fire Equip...	https://app02....			20000 · Accou...		105.27	-20,077.78
Bill Pmt -Check	05/16/2025	Bill.com	San Tan Auto Partn...	https://app02....			20000 · Accou...		20.24	-20,098.02
Bill Pmt -Check	05/16/2025	Bill.com	Rugged Solutions A...	https://app02....			20000 · Accou...		555.82	-20,653.84
Bill Pmt -Check	05/16/2025	Bill.com	Liberty Utilities AZ	https://app02....			20000 · Accou...		52.10	-20,705.94
Bill Pmt -Check	05/16/2025	Bill.com	United Fire Equipm...	https://app02....			20000 · Accou...		396.67	-21,102.61
Bill Pmt -Check	05/16/2025	Bill.com	MARIE P SOOVILLE	https://app02....			20000 · Accou...		31.29	-21,133.90
Bill Pmt -Check	05/16/2025	Bill.com	Toshiba America Bu...	https://app02....			20000 · Accou...		83.23	-21,217.13
Bill Pmt -Check	05/16/2025	Bill.com	Arizona PPE Recon...	https://app02....			20000 · Accou...		1,350.00	-22,567.13
Bill Pmt -Check	05/16/2025	Bill.com	UNITED HEALTHC...	https://app02....			20000 · Accou...		346.36	-22,913.49
Bill Pmt -Check	05/16/2025	Bill.com	United Fire Equipm...	https://app02....			20000 · Accou...		285.19	-23,198.68
Bill Pmt -Check	05/16/2025	Bill.com	MARY FRANK	https://app02....			20000 · Accou...		83.14	-23,281.82
Bill Pmt -Check	05/16/2025	Bill.com	Kimball Midwest	https://app02....			20000 · Accou...		86.73	-23,368.55
Bill Pmt -Check	05/16/2025	Bill.com	MARSHA A NEWB...	https://app02....			20000 · Accou...		24.71	-23,393.26
Bill Pmt -Check	05/16/2025	Bill.com	MARY FRANK	https://app02....			20000 · Accou...		84.04	-23,477.30
Bill Pmt -Check	05/16/2025	Bill.com	San Tan Auto Partn...	https://app02....			20000 · Accou...		537.74	-24,015.04
Bill Pmt -Check	05/16/2025	Bill.com	Aetna Behavioral H...	https://app02....			20000 · Accou...		1,082.88	-25,097.92
Bill Pmt -Check	05/16/2025	Bill.com	United Fire Equipm...	https://app02....			20000 · Accou...		379.38	-25,477.30
Bill Pmt -Check	05/16/2025	Bill.com	San Tan Auto Partn...	https://app02....			20000 · Accou...		337.02	-25,814.32
Bill Pmt -Check	05/16/2025	Bill.com	Prudential Overall S...	https://app02....			20000 · Accou...		1,710.42	-27,524.74
Bill Pmt -Check	05/16/2025	Bill.com	CenturyLink	https://app02....			20000 · Accou...		350.23	-27,874.97
General Journal	05/16/2025	844		BILL 05/16/25...			10150 · Payroll...	27,874.97		0.00
Bill Pmt -Check	05/19/2025	Bill.com	HUMANA INC	https://app02....			20000 · Accou...		134.97	-134.97
General Journal	05/19/2025	845		BILL 05/19/25...			10150 · Payroll...	134.97		0.00
General Journal	05/20/2025	846		BILL 05/20/25...			10150 · Payroll...		321.91	-321.91
General Journal	05/20/2025	847		BILL 05/20/25...			10150 · Payroll...		8.00	-329.91

Superstition Fire & Medical District Transaction Detail by Account May 2025

Type	Date	Num	Name	Memo	Class	Clr	Split	Debit	Credit	Balance
Bill Pmt -Check	05/22/2025	Bill.com	Apache Junction W...	https://app02....			20000 · Accou...		74.77	-404.68
Bill Pmt -Check	05/22/2025	Bill.com	Fleetpride, Inc	https://app02....			20000 · Accou...		90.06	-494.74
Bill Pmt -Check	05/22/2025	Bill.com	United Fire Equipm...	https://app02....			20000 · Accou...		85.50	-580.24
Bill Pmt -Check	05/22/2025	Bill.com	Apache Junction W...	https://app02....			20000 · Accou...		62.66	-642.90
Bill Pmt -Check	05/22/2025	Bill.com	310 Dust Control LLC	https://app02....			20000 · Accou...		3,737.60	-4,380.50
Bill Pmt -Check	05/22/2025	Bill.com	O'Reilly Automotive ...	https://app02....			20000 · Accou...		44.49	-4,424.99
Bill Pmt -Check	05/22/2025	Bill.com	J & H Plumbing	https://app02....			20000 · Accou...		1,002.54	-5,427.53
Bill Pmt -Check	05/22/2025	Bill.com	United Fire Equipm...	https://app02....			20000 · Accou...		1,020.10	-6,447.63
Bill Pmt -Check	05/22/2025	Bill.com	Southern Tire Mart, ...	https://app02....			20000 · Accou...		3,650.62	-10,098.25
Bill Pmt -Check	05/22/2025	Bill.com	O'Reilly Automotive ...	https://app02....			20000 · Accou...		8.65	-10,106.90
Bill Pmt -Check	05/22/2025	Bill.com	First Choice Auto Gl...	https://app02....			20000 · Accou...		2,538.56	-12,645.46
Bill Pmt -Check	05/22/2025	Bill.com	Prophet Network Int...	https://app02....			20000 · Accou...		927.85	-13,573.31
Bill Pmt -Check	05/22/2025	Bill.com	Above and Beyond ...	https://app02....			20000 · Accou...		218.65	-13,791.96
Bill Pmt -Check	05/22/2025	Bill.com	United Fire Equipm...	https://app02....			20000 · Accou...		318.27	-14,110.23
Bill Pmt -Check	05/22/2025	Bill.com	City of Mesa	https://app02....			20000 · Accou...		18,000.00	-32,110.23
Bill Pmt -Check	05/22/2025	Bill.com	United Fire Equipm...	https://app02....			20000 · Accou...		638.74	-32,748.97
Bill Pmt -Check	05/22/2025	Bill.com	United Fire Equipm...	https://app02....			20000 · Accou...		140.48	-32,889.45
Bill Pmt -Check	05/22/2025	Bill.com	O'Reilly Automotive ...	https://app02....			20000 · Accou...		23.04	-32,912.49
Bill Pmt -Check	05/22/2025	Bill.com	UKG Inc	https://app02....			20000 · Accou...		435.60	-33,348.09
Bill Pmt -Check	05/22/2025	Bill.com	O'Reilly Automotive ...	https://app02....			20000 · Accou...		408.95	-33,757.04
Bill Pmt -Check	05/22/2025	Bill.com	Southern Tire Mart, ...	https://app02....			20000 · Accou...		1,572.19	-35,329.23
Bill Pmt -Check	05/22/2025	Bill.com	United Fire Equipm...	https://app02....			20000 · Accou...		645.39	-35,974.62
Bill Pmt -Check	05/22/2025	Bill.com	United Fire Equipm...	https://app02....			20000 · Accou...		485.29	-36,459.91
Bill Pmt -Check	05/22/2025	Bill.com	Fleetpride, Inc	https://app02....			20000 · Accou...		35.28	-36,495.19
Bill Pmt -Check	05/22/2025	Bill.com	Hughes Fire Equip...	https://app02....			20000 · Accou...		87.79	-36,582.98
Bill Pmt -Check	05/22/2025	Bill.com	Waxie Sanitary Sup...	https://app02....			20000 · Accou...		94.05	-36,677.03
Bill Pmt -Check	05/22/2025	Bill.com	O'Reilly Automotive ...	https://app02....			20000 · Accou...		55.20	-36,732.23
Bill Pmt -Check	05/22/2025	Bill.com	United Fire Equipm...	https://app02....			20000 · Accou...		160.09	-36,892.32
Bill Pmt -Check	05/22/2025	Bill.com	Delta Dental Insura...	https://app02....			20000 · Accou...		7,364.90	-44,257.22
Bill Pmt -Check	05/22/2025	Bill.com	Freightliner Of Arizo...	https://app02....			20000 · Accou...		18.85	-44,276.07
Bill Pmt -Check	05/22/2025	Bill.com	Arizona Water Com...	https://app02....			20000 · Accou...		41.21	-44,317.28
Bill Pmt -Check	05/22/2025	Bill.com	United Fire Equipm...	https://app02....			20000 · Accou...		679.49	-44,996.77
Bill Pmt -Check	05/22/2025	Bill.com	Bound Tree Medical...	https://app02....			20000 · Accou...		4,170.71	-49,167.48
Bill Pmt -Check	05/22/2025	Bill.com	Delta Dental Insura...	https://app02....			20000 · Accou...		648.26	-49,815.74
Bill Pmt -Check	05/22/2025	Bill.com	Jose Sepulveda	https://app02....			20000 · Accou...		2,430.00	-52,245.74
Bill Pmt -Check	05/22/2025	Bill.com	Prophet Network Int...	https://app02....			20000 · Accou...		3,477.81	-55,723.55
Bill Pmt -Check	05/22/2025	Bill.com	Arizona Water Com...	https://app02....			20000 · Accou...		123.87	-55,847.42
Bill Pmt -Check	05/22/2025	Bill.com	Hafer A/C & Refridg...	https://app02....			20000 · Accou...		325.00	-56,172.42
Bill Pmt -Check	05/22/2025	Bill.com	United Fire Equipm...	https://app02....			20000 · Accou...		1,020.10	-57,192.52
Bill Pmt -Check	05/22/2025	Bill.com	IAFF Health & Well...	https://app02....			20000 · Accou...		160,954.65	-218,147.17
Bill Pmt -Check	05/22/2025	Bill.com	Apache Junction Un...	https://app02....			20000 · Accou...		2,756.25	-220,903.42
Bill Pmt -Check	05/22/2025	Bill.com	Lands' End, Inc	https://app02....			20000 · Accou...		98.21	-221,001.63
Bill Pmt -Check	05/22/2025	Bill.com	United Fire Equipm...	https://app02....			20000 · Accou...		608.44	-221,610.07
Bill Pmt -Check	05/22/2025	Bill.com	Southern Tire Mart, ...	https://app02....			20000 · Accou...		408.88	-222,018.95
Bill Pmt -Check	05/22/2025	Bill.com	United Fire Equipm...	https://app02....			20000 · Accou...		229.40	-222,248.35
Bill Pmt -Check	05/22/2025	Bill.com	relevant Digital Mark...	https://app02....			20000 · Accou...		99.00	-222,347.35
Bill Pmt -Check	05/22/2025	Bill.com	UKG Inc	https://app02....			20000 · Accou...		170.56	-222,517.91
Bill Pmt -Check	05/22/2025	Bill.com	Bound Tree Medical...	https://app02....			20000 · Accou...		2,651.69	-225,169.60
Bill Pmt -Check	05/22/2025	Bill.com	Engraving Awards a...	https://app02....			20000 · Accou...		1,696.70	-226,866.30
Bill Pmt -Check	05/22/2025	Bill.com	BPCWS, PLLC	https://app02....			20000 · Accou...		2,277.04	-229,143.34

Superstition Fire & Medical District Transaction Detail by Account May 2025

Type	Date	Num	Name	Memo	Class	Clr	Split	Debit	Credit	Balance
Bill Pmt -Check	05/22/2025	Bill.com	Under the Shield, Inc.	https://app02....			20000 · Accou...		1,000.00	-230,143.34
Bill Pmt -Check	05/22/2025	Bill.com	United Fire Equipm...	https://app02....			20000 · Accou...		651.51	-230,794.85
Bill Pmt -Check	05/22/2025	Bill.com	Factory Motor Parts	https://app02....			20000 · Accou...		209.36	-231,004.21
Bill Pmt -Check	05/22/2025	Bill.com	United Fire Equipm...	https://app02....			20000 · Accou...		86.26	-231,090.47
Bill Pmt -Check	05/22/2025	Bill.com	Fleetpride, Inc	https://app02....			20000 · Accou...		52.73	-231,143.20
Bill Pmt -Check	05/22/2025	Bill.com	San Tan Auto Partn...	https://app02....			20000 · Accou...		181.03	-231,324.23
Bill Pmt -Check	05/22/2025	Bill.com	Hafer A/C & Refridg...	https://app02....			20000 · Accou...		325.00	-231,649.23
Bill Pmt -Check	05/22/2025	Bill.com	Great Place To Wor...	https://app02....			20000 · Accou...		3,780.00	-235,429.23
Bill Pmt -Check	05/22/2025	Bill.com	Dave Pohlmann	https://app02....			20000 · Accou...		1,497.75	-236,926.98
Bill Pmt -Check	05/22/2025	Bill.com	United Fire Equipm...	https://app02....			20000 · Accou...		23.73	-236,950.71
Bill Pmt -Check	05/22/2025	Bill.com	Robert Horne Ford	https://app02....			20000 · Accou...		494.33	-237,445.04
Bill Pmt -Check	05/22/2025	Bill.com	Apache Junction W...	https://app02....			20000 · Accou...		304.75	-237,749.79
Bill Pmt -Check	05/22/2025	Bill.com	Southern Tire Mart, ...	https://app02....			20000 · Accou...		364.25	-238,114.04
Bill Pmt -Check	05/22/2025	Bill.com	Prophet Network Int...	https://app02....			20000 · Accou...		2,048.20	-240,162.24
Bill Pmt -Check	05/22/2025	Bill.com	Jose Sepulveda	https://app02....			20000 · Accou...		2,430.00	-242,592.24
Bill Pmt -Check	05/22/2025	Bill.com	Arizona Department...	https://app02....			20000 · Accou...		250.00	-242,842.24
Bill Pmt -Check	05/22/2025	Bill.com	O'Reilly Automotive ...	https://app02....			20000 · Accou...		9.75	-242,851.99
Bill Pmt -Check	05/22/2025	Bill.com	Bound Tree Medical...	https://app02....			20000 · Accou...		1,372.40	-244,224.39
Bill Pmt -Check	05/22/2025	Bill.com	United Fire Equipm...	https://app02....			20000 · Accou...		56.69	-244,281.08
Bill Pmt -Check	05/22/2025	Bill.com	United Fire Equipm...	https://app02....			20000 · Accou...		87.53	-244,368.61
Bill Pmt -Check	05/22/2025	Bill.com	Highground, Inc.	https://app02....			20000 · Accou...		5,000.00	-249,368.61
Bill Pmt -Check	05/22/2025	Bill.com	David Spidle	https://app02....			20000 · Accou...		776.00	-250,144.61
Bill Pmt -Check	05/22/2025	Bill.com	Ryan Rodriguez	https://app02....			20000 · Accou...		1,905.00	-252,049.61
Bill Pmt -Check	05/22/2025	Bill.com	United Fire Equipm...	https://app02....			20000 · Accou...		767.47	-252,817.08
Bill Pmt -Check	05/22/2025	Bill.com	Jonoco, LLC	https://app02....			20000 · Accou...		4,604.67	-257,421.75
Bill Pmt -Check	05/22/2025	Bill.com	City of Apache Junc...	https://app02....			20000 · Accou...		10,108.01	-267,529.76
Bill Pmt -Check	05/22/2025	Bill.com	Arizona Water Com...	https://app02....			20000 · Accou...		53.27	-267,583.03
Bill Pmt -Check	05/22/2025	Bill.com	United Fire Equipm...	https://app02....			20000 · Accou...		160.93	-267,743.96
General Journal	05/22/2025	848		BILL 05/22/25...			10150 · Payroll...	267,422.05		-321.91
Bill Pmt -Check	05/29/2025	Bill.com	Freightliner Of Arizo...	https://app02....			20000 · Accou...		142.29	-464.20
Bill Pmt -Check	05/29/2025	Bill.com	Arizona Water Com...	https://app02....			20000 · Accou...		111.44	-575.64
Bill Pmt -Check	05/29/2025	Bill.com	U.S. BANK EQUIP...	https://app02....			20000 · Accou...		310.86	-886.50
Bill Pmt -Check	05/29/2025	Bill.com	Hafer A/C & Refridg...	https://app02....			20000 · Accou...		9,200.00	-10,086.50
Bill Pmt -Check	05/29/2025	Bill.com	United Fire Equipm...	https://app02....			20000 · Accou...		515.56	-10,602.06
Bill Pmt -Check	05/29/2025	Bill.com	Waxie Sanitary Sup...	https://app02....			20000 · Accou...		422.64	-11,024.70
Bill Pmt -Check	05/29/2025	Bill.com	GUARDIAN	https://app02....			20000 · Accou...		483.32	-11,508.02
Bill Pmt -Check	05/29/2025	Bill.com	Arizona Water Com...	https://app02....			20000 · Accou...		84.14	-11,592.16
Bill Pmt -Check	05/29/2025	Bill.com	Arizona Water Com...	https://app02....			20000 · Accou...		87.01	-11,679.17
Bill Pmt -Check	05/29/2025	Bill.com	Jonoco, LLC	https://app02....			20000 · Accou...		2,533.22	-14,212.39
Bill Pmt -Check	05/29/2025	Bill.com	United Fire Equipm...	https://app02....			20000 · Accou...		515.47	-14,727.86
Bill Pmt -Check	05/29/2025	Bill.com	O'Reilly Automotive ...	https://app02....			20000 · Accou...		73.01	-14,800.87
Bill Pmt -Check	05/29/2025	Bill.com	Freightliner Of Arizo...	https://app02....			20000 · Accou...		252.22	-15,053.09
Bill Pmt -Check	05/29/2025	Bill.com	Bound Tree Medical...	https://app02....			20000 · Accou...		516.21	-15,569.30
Bill Pmt -Check	05/29/2025	Bill.com	United Fire Equipm...	https://app02....			20000 · Accou...		622.46	-16,191.76
Bill Pmt -Check	05/29/2025	Bill.com	United Fire Equipm...	https://app02....			20000 · Accou...		431.32	-16,623.08
Bill Pmt -Check	05/29/2025	Bill.com	Arizona Water Com...	https://app02....			20000 · Accou...		51.63	-16,674.71
Bill Pmt -Check	05/29/2025	Bill.com	Advanced Data Pro...	https://app02....			20000 · Accou...		21,500.39	-38,175.10
Bill Pmt -Check	05/29/2025	Bill.com	Apache Stone, LLC	https://app02....			20000 · Accou...		218.20	-38,393.30
Bill Pmt -Check	05/29/2025	Bill.com	United Fire Equipm...	https://app02....			20000 · Accou...		2,418.37	-40,811.67
Bill Pmt -Check	05/29/2025	Bill.com	Jonoco, LLC	https://app02....			20000 · Accou...		2,916.72	-43,728.39

4:42 PM

06/10/25

Accrual Basis

Superstition Fire & Medical District Transaction Detail by Account May 2025

Type	Date	Num	Name	Memo	Class	Clr	Split	Debit	Credit	Balance
Bill Pmt -Check	05/29/2025	Bill.com	Bound Tree Medical...	https://app02....			20000 · Accou...		4,861.07	-48,589.46
Bill Pmt -Check	05/29/2025	Bill.com	Arizona Water Com...	https://app02....			20000 · Accou...	51.63		-48,641.09
Bill Pmt -Check	05/29/2025	Bill.com	Magic Pest Control	https://app02....			20000 · Accou...	500.00		-49,141.09
Bill Pmt -Check	05/29/2025	Bill.com	AT& T Mobility	https://app02....			20000 · Accou...	2,651.61		-51,792.70
Bill Pmt -Check	05/29/2025	Bill.com	Layni Rodriguez	https://app02....			20000 · Accou...	24.00		-51,816.70
Bill Pmt -Check	05/29/2025	Bill.com	Bound Tree Medical...	https://app02....			20000 · Accou...	146.13		-51,962.83
Bill Pmt -Check	05/29/2025	Bill.com	Ginco Plumbing LLC	https://app02....			20000 · Accou...	439.76		-52,402.59
Bill Pmt -Check	05/29/2025	Bill.com	Arizona Water Com...	https://app02....			20000 · Accou...	296.27		-52,698.86
Bill Pmt -Check	05/29/2025	Bill.com	Support Payment Cl...	https://app02....			20000 · Accou...		1,225.82	-53,924.68
General Journal	05/29/2025	849		BILL 05/29/25...			10150 · Payroll...	53,602.77		-321.91
Total 1072 · Bill.com Money Out Clearing								610,192.58	610,514.49	-321.91
11000 · Petty Cash - Accounting										
Bill Pmt -Check	05/20/2025		L.N. Curtis & Sons	QuickBooks g...			20000 · Accou...	0.00		0.00
Bill Pmt -Check	05/20/2025		L.N. Curtis & Sons	QuickBooks g...			20000 · Accou...	0.00		0.00
Bill Pmt -Check	05/20/2025		L.N. Curtis & Sons	QuickBooks g...			20000 · Accou...	0.00		0.00
Bill Pmt -Check	05/20/2025		L.N. Curtis & Sons	QuickBooks g...			20000 · Accou...	0.00		0.00
Total 11000 · Petty Cash - Accounting								0.00	0.00	0.00
TOTAL								7,932,944.58	5,314,698.81	2,618,245.77



Superstition Fire and Medical District

Fiscal Year Begins: Jul-24

Twelve-Month Cash Flow

Superstition Fire and Medical District

	Beginning	Jul-24	Aug-24	Sep-24	Oct-24	Nov-24	Dec-24	Jan-25	Feb-25	Mar-25	Apr-25	May-25	Jun-25	Monthly Average	Overview
Cash Summary															
Cash on Hand (beginning of month)	7,061,671	7,061,671	6,027,046	3,293,510	4,243,543	10,793,264	11,354,659	11,584,069	10,382,320	9,332,624	8,355,124	8,811,975	11,292,250	8,544,338	
Cash Available (on hand + receipts, before cash out)	7,061,671	7,997,029	6,694,122	5,930,931	12,811,019	13,379,521	14,066,252	12,808,941	11,573,425	10,702,055	10,738,945	13,250,525	12,334,296	11,023,922	
Cash Position (end of month)	7,061,671	6,027,046	3,293,510	4,243,543	10,793,264	11,354,659	11,584,069	10,382,320	9,332,624	8,355,124	8,811,975	11,292,250	7,678,841	8,595,769	
Cash Receipts															
Tax Levy Revenue		277,955	76,400	1,720,557	8,026,544	1,567,901	2,223,250	683,474	705,517	589,352	1,727,679	3,941,951	224,231	1,813,734	
Non-Tax Levy Revenue		657,403	590,676	916,864	540,932	521,986	488,342	541,398	485,588	780,079	656,143	496,599	549,562	602,131	
Transfers		0	0	0	0	496,371	0	0	0	0	0	0	268,252	63,719	
Total Cash Receipts		935,358	667,076	2,637,421	8,567,477	2,586,257	2,711,593	1,224,872	1,191,105	1,369,431	2,383,821	4,438,550	1,042,045	2,479,584	
Cash Paid Out															
Disbursements		1,969,983	2,400,612	1,687,388	2,017,756	2,024,862	2,482,183	2,426,621	2,240,800	2,346,931	1,926,970	1,958,275	3,108,042	2,215,869	
Transfers		0	1,000,000	0	0	0	0	0	0	0	0	0	1,547,413	212,284	
Total Cash Paid Out		1,969,983	3,400,612	1,687,388	2,017,756	2,024,862	2,482,183	2,426,621	2,240,800	2,346,931	1,926,970	1,958,275	4,655,455	2,428,153	
		(Actual)	(Actual)	(Actual)	(Actual)	(Actual)	(Actual)	(Actual)	(Actual)	(Actual)	(Actual)	(Actual)	(Budget)		

*This includes the General Fund, Transport Services Fund and Special Revenue Fund