



Superstition Fire and Medical District

Monthly Financial Report

Monthly Financial Report – February 2025

Attached are the following for your information and review:

1. Balance Sheet as of February 28, 2025.
2. Summary of reconciled cash balances on February 28, 2025.
3. Income Statement of Revenues and Expenditures for February 2025, including budget to actual and year-to-date balances.
4. PPT Graphs
5. February 2025 Disbursements.
6. 12-Month Cash Flow.

Key points:

- Total Revenue for February was \$1,084,536, which was \$52,107 over budget.
 - Tax Levy Revenue for February was \$68,236 over budget driven by timing of collections.
 - Non-Tax Levy Revenue for February was \$400,000, which was \$16,129 under budget.
 - Driven by timing of Plan Review Fees and Contract Services.
- Total Expenses for February were \$1,768,620, which were \$72,254 under budget.
 - Personnel Expenses were \$58,345 over budget driven higher overtime costs and associated benefit costs.
 - Communications/IT were \$61,950 under budget driven by timing of dispatch costs.
 - Vehicles and Equipment were \$38,044 under budget driven by lower PPE, fuel and firefighting equipment costs.
- Total Year-to-Date Revenue is \$19,188,885, which is \$717,207 over budget driven by increase in transport revenue throughout the year.
- Total Year-to-Date Expenses are \$15,531,616 which is under budget by \$1,144,011, primarily driven by lower overtime needs as well as timing of equipment purchases and IT support.
- Total Cash as of February 2025 was \$16,070,576, which is up \$2,046,621 from last year.

Please contact Ben Archer-Clowes for any questions or concerns regarding this report.

Superstition Fire & Medical District
Balance Sheet Prev Year Comparison
As of February 28, 2025

	Feb 28, 25	Feb 29, 24	\$ Change
ASSETS			
Current Assets			
Checking/Savings			
10100 · Fund Cash - General (M&O)	7,715,790.18	6,138,736.44	1,577,053.74
10120 · Ambulance Operating	24,733.07	22,769.02	1,964.05
10130 · Ambulance Payroll	225,145.51	163,612.07	61,533.44
10140 · Transport Lockbox	196,667.85	156,934.75	39,733.10
10150 · Payroll Account	838,948.95	631,128.14	207,820.81
10200 · Fund Cash - Capital Projects	2,656,351.21	2,806,108.45	-149,757.24
10400 · Special Revenue Fund	331,238.89	114,023.07	217,215.82
10500 · Fund Cash - Bond Proceeds 2006	508,641.46	522,633.19	-13,991.73
10600 · Debt Retirement Interest	17,302.47	25,587.34	-8,284.87
10700 · Contingency Reserve Fund Cash	3,555,756.54	3,442,415.03	113,341.51
1072 · Bill.com Money Out Clearing	0.00	-92.23	92.23
11000 · Petty Cash - Accounting	0.00	100.00	-100.00
Total Checking/Savings	16,070,576.13	14,023,955.27	2,046,620.86
Accounts Receivable			
13000 · Accounts Receivable	1,136,110.32	340,559.90	795,550.42
Total Accounts Receivable	1,136,110.32	340,559.90	795,550.42
Other Current Assets			
12001 · Undeposited Funds	20.00	0.00	20.00
15000 · Due From other funds	0.00	344,802.00	-344,802.00
Total Other Current Assets	20.00	344,802.00	-344,782.00
Total Current Assets	17,206,706.45	14,709,317.17	2,497,389.28
Fixed Assets			
17001 · Vehicles	4,967,341.00	4,967,341.00	0.00
17010 · Machinery and Equipment	1,070,536.00	1,070,536.00	0.00
17020 · Land	1,241,806.00	1,241,806.00	0.00
17030 · Building and Improvements	3,469,711.00	3,469,711.00	0.00
17040 · Leasehold Improvements	88,209.00	88,209.00	0.00
Total Fixed Assets	10,837,603.00	10,837,603.00	0.00
Other Assets			
16000 · Prepaid Items	168,551.34	-0.57	168,551.91
17050 · Investment in Joint Venture	158,227.00	158,227.00	0.00
18000 · ASRS OPEB Asset	73,007.00	73,007.00	0.00
18005 · PSPRS OPEB Asset	6,639.00	6,639.00	0.00
18010 · Deferred Outflows PSPRS	633,397.00	633,397.00	0.00
18015 · Deferred Outflows ASRS	7,738.00	7,738.00	0.00
19000 · Suspense	0.00	1,713.97	-1,713.97
19001 · Medical Inventory	115,444.00	115,444.00	0.00
Total Other Assets	1,163,003.34	996,165.40	166,837.94
TOTAL ASSETS	<u>29,207,312.79</u>	<u>26,543,085.57</u>	<u>2,664,227.22</u>
LIABILITIES & EQUITY			
Liabilities			
Current Liabilities			
Accounts Payable			
20000 · Accounts Payable	46,298.24	196,523.47	-150,225.23
Total Accounts Payable	46,298.24	196,523.47	-150,225.23
Credit Cards			
21002 · Chase Credit Card	0.00	8,148.90	-8,148.90
Total Credit Cards	0.00	8,148.90	-8,148.90
Other Current Liabilities			

Superstition Fire & Medical District
Balance Sheet Prev Year Comparison
As of February 28, 2025

	Feb 28, 25	Feb 29, 24	\$ Change
21000 · Payroll Liabilities	835,158.27	158,564.34	676,593.93
21100 · Compensated Absences	3,063,026.00	3,063,026.00	0.00
21250 · Sales Tax Payable	70.04	412.13	-342.09
24020 · Accrued Interest Expense	16,346.00	32,301.00	-15,955.00
25000 · Due To other funds	0.00	344,802.00	-344,802.00
26000 · Deferred Revenue	914,538.00	914,538.00	0.00
27000 · Bond Payable	30,537,000.00	31,689,000.00	-1,152,000.00
27005 · Unamortized GADA Bond	73,211.00	73,211.00	0.00
27010 · Ambulance Lease Agreement	169,980.00	169,980.00	0.00
27015 · Capital Lease Agreements	918,596.00	1,032,319.00	-113,723.00
29000 · Deferred Inflows PSPRS	180,362.00	180,362.00	0.00
29010 · Deferred Inflows ASRS	46,105.00	46,105.00	0.00
29020 · Net Pension Liability PSPRS	3,038,177.00	3,038,177.00	0.00
Total Other Current Liabilities	39,792,569.31	40,742,797.47	-950,228.16
Total Current Liabilities	39,838,867.55	40,947,469.84	-1,108,602.29
Total Liabilities	39,838,867.55	40,947,469.84	-1,108,602.29
Equity			
31000 · Fund Balance	-17,113,564.00	-17,113,564.00	0.00
32000 · Retained Earnings	3,043,808.05	53,593.91	2,990,214.14
Net Income	3,438,201.19	2,655,585.82	782,615.37
Total Equity	-10,631,554.76	-14,404,384.27	3,772,829.51
TOTAL LIABILITIES & EQUITY	29,207,312.79	26,543,085.57	2,664,227.22

Superstition Fire and Medical District
Reconciliation Summary
Period Ending 02/28/2025

	General Fund	Ambulance	Capital Projects	Special Revenue	Bond Proceeds
	2/28/2025	Operating	2/28/2025	Fund	2/28/2025
	2/28/2025	2/28/2025	2/28/2025	2/28/2025	2/28/2025
Beginning Balance	8,979,000.12	27,373.03	2,740,126.18	328,942.74	487,808.63
Cleared Transactions					
Checks and Payments	(1,950,070.00)	-	(90,930.23)	-	-
Deposits and Credits	713,476.16	67.98	7,155.26	2,296.15	20,832.83
Total Cleared Transactions	<u>(1,236,593.84)</u>	<u>67.98</u>	<u>(83,774.97)</u>	<u>2,296.15</u>	<u>20,832.83</u>
Cleared Balance	<u>7,742,406.28</u>	<u>27,441.01</u>	<u>2,656,351.21</u>	<u>331,238.89</u>	<u>508,641.46</u>
Uncleared Transactions					
Checks and Payments	(26,616.10)	(2,707.94)	-	-	-
Deposits and Credits	-	-	-	-	-
Total Uncleared Transactions	<u>(26,616.10)</u>	<u>(2,707.94)</u>	<u>-</u>	<u>-</u>	<u>-</u>
Register Balance as of 02/28/2025	<u>7,715,790.18</u>	<u>24,733.07</u>	<u>2,656,351.21</u>	<u>331,238.89</u>	<u>508,641.46</u>
	Debt Retirement	Contingency	Transport	Ground	Payroll Account
	Interest	Reserve Fund	Lockbox	Transportaion	2/28/2025
	2/28/2025	2/28/2025	2/28/2025	2/28/2025	2/28/2025
Beginning Balance	15,521.22	3,546,852.95	259,499.51	180,420.67	569,556.12
Cleared Transactions					
Checks and Payments	-	-	(167,613.88)	(406,662.17)	(2,173,083.54)
Deposits and Credits	1,781.25	8,903.59	104,782.22	451,387.01	2,442,476.37
Total Cleared Transactions	<u>1,781.25</u>	<u>8,903.59</u>	<u>(62,831.66)</u>	<u>44,724.84</u>	<u>269,392.83</u>
	<u>17,302.47</u>	<u>3,555,756.54</u>	<u>196,667.85</u>	<u>225,145.51</u>	<u>838,948.95</u>
Uncleared Transactions					
Checks and Payments	-	-	-	-	-
Deposits and Credits	-	-	-	-	-
Total Uncleared Transactions	<u>-</u>	<u>-</u>	<u>-</u>	<u>-</u>	<u>-</u>
Register Balance as of 02/28/2025	<u>17,302.47</u>	<u>3,555,756.54</u>	<u>196,667.85</u>	<u>225,145.51</u>	<u>838,948.95</u>

Superstition Fire & Medical District Profit & Loss Budget Performance February 2025

	Feb 25	Budget	\$ Over Budget	Jul '24 - Feb 25	YTD Budget	\$ Over Budget	Annual Budget
Ordinary Income/Expense							
Income							
4000 · Tax Levy Revenue	684,536.22	616,300.00	68,236.22	14,923,546.67	14,936,100.00	-12,553.33	21,764,811.00
4200 · Non-Tax Levy Revenue	399,999.61	416,129.00	-16,129.39	4,265,337.92	3,535,578.00	729,759.92	5,443,789.00
Total Income	1,084,535.83	1,032,429.00	52,106.83	19,188,884.59	18,471,678.00	717,206.59	27,208,600.00
Gross Profit	1,084,535.83	1,032,429.00	52,106.83	19,188,884.59	18,471,678.00	717,206.59	27,208,600.00
Expense							
5000 · Personnel Expenses	1,566,088.30	1,507,743.00	58,345.30	13,286,305.95	13,760,030.50	-473,724.55	21,133,207.00
6100 · Building and Land	32,500.95	44,890.00	-12,389.05	376,705.14	363,650.00	13,055.14	541,309.00
6200 · Vehicles & Equipment	87,628.35	125,672.00	-38,043.65	819,627.09	1,005,376.00	-185,748.91	1,507,332.00
6300 · Communication/IT	30,636.79	92,587.00	-61,950.21	486,482.62	740,696.00	-254,213.38	1,111,498.00
6400 · Travel & Training	5,721.38	25,081.00	-19,359.62	105,781.68	201,748.00	-95,966.32	303,569.00
7100 · Managerial Expense	46,044.70	44,901.00	1,143.70	456,713.03	604,126.00	-147,412.97	855,882.00
Total Expense	1,768,620.47	1,840,874.00	-72,253.53	15,531,615.51	16,675,626.50	-1,144,010.99	25,452,797.00
Net Ordinary Income	-684,084.64	-808,445.00	124,360.36	3,657,269.08	1,796,051.50	1,861,217.58	1,755,803.00
Other Income/Expense							
Other Income							
9001 · Transfers In from Other Funds	0.00	0.00	0.00	0.00	0.00	0.00	268,252.00
Total Other Income	0.00	0.00	0.00	0.00	0.00	0.00	268,252.00
Other Expense							
8500 · Debt Payments	175,147.68	175,148.00	-0.32	175,147.68	175,148.00	-0.32	175,148.00
9501 · Transfers Out to other Funds	0.00	0.00	0.00	1,000,000.00	0.00	1,000,000.00	1,547,413.00
Total Other Expense	175,147.68	175,148.00	-0.32	1,175,147.68	175,148.00	999,999.68	1,722,561.00
Net Other Income	-175,147.68	-175,148.00	0.32	-1,175,147.68	-175,148.00	-999,999.68	-1,454,309.00
Net Income	-859,232.32	-983,593.00	124,360.68	2,482,121.40	1,620,903.50	861,217.90	301,494.00

Superstition Fire & Medical District Profit & Loss Budget Performance - General Fund February 2025

	Feb 25	Budget	\$ Over Budget	Jul '24 - Feb 25	YTD Budget	\$ Over Budget	Annual Budget
Ordinary Income/Expense							
Income							
4000 · Tax Levy Revenue	684,536.22	616,300.00	68,236.22	14,923,546.67	14,936,100.00	-12,553.33	21,764,811.00
4200 · Non-Tax Levy Revenue	18,292.63	8,800.00	9,492.63	789,732.86	365,400.00	424,332.86	707,897.00
Total Income	<u>702,828.85</u>	<u>625,100.00</u>	<u>77,728.85</u>	<u>15,713,279.53</u>	<u>15,301,500.00</u>	<u>411,779.53</u>	<u>22,472,708.00</u>
Gross Profit	702,828.85	625,100.00	77,728.85	15,713,279.53	15,301,500.00	411,779.53	22,472,708.00
Expense							
5000 · Personnel Expenses	1,270,510.11	1,275,824.00	-5,313.89	11,236,983.77	11,703,202.50	-466,218.73	18,144,318.00
6100 · Building and Land	21,874.47	33,850.00	-11,975.53	262,648.61	274,330.00	-11,681.39	407,829.00
6200 · Vehicles & Equipment	44,665.06	81,664.00	-36,998.94	417,138.38	653,312.00	-236,173.62	979,247.00
6300 · Communication/IT	21,169.22	56,103.00	-34,933.78	263,977.87	448,824.00	-184,846.13	673,699.00
6400 · Travel & Training	5,316.46	23,224.00	-17,907.54	87,717.13	186,792.00	-99,074.87	281,169.00
7100 · Managerial Expense	17,139.61	18,240.00	-1,100.39	224,677.39	353,920.00	-129,242.61	486,727.00
Total Expense	<u>1,380,674.93</u>	<u>1,488,905.00</u>	<u>-108,230.07</u>	<u>12,493,143.15</u>	<u>13,620,380.50</u>	<u>-1,127,237.35</u>	<u>20,972,989.00</u>
Net Ordinary Income	-677,846.08	-863,805.00	185,958.92	3,220,136.38	1,681,119.50	1,539,016.88	1,499,719.00
Other Income/Expense							
Other Income							
9001 · Transfers In from Other Funds	0.00	0.00	0.00	0.00	0.00	0.00	268,252.00
Total Other Income	0.00	0.00	0.00	0.00	0.00	0.00	268,252.00
Other Expense							
9501 · Transfers Out to other Funds	0.00	0.00	0.00	1,000,000.00	0.00	1,000,000.00	1,547,413.00
Total Other Expense	0.00	0.00	0.00	1,000,000.00	0.00	1,000,000.00	1,547,413.00
Net Other Income	0.00	0.00	0.00	-1,000,000.00	0.00	-1,000,000.00	-1,279,161.00
Net Income	<u><u>-677,846.08</u></u>	<u><u>-863,805.00</u></u>	<u><u>185,958.92</u></u>	<u><u>2,220,136.38</u></u>	<u><u>1,681,119.50</u></u>	<u><u>539,016.88</u></u>	<u><u>220,558.00</u></u>

Superstition Fire & Medical District
Profit & Loss Budget Performance - Transport Services Fund
February 2025

	Feb 25	Budget	\$ Over Budget	Jul '24 - Feb 25	YTD Budget	\$ Over Budget	Annual Budget
Ordinary Income/Expense							
Income							
4200 · Non-Tax Levy Revenue	381,706.98	407,329.00	-25,622.02	3,475,605.06	3,170,178.00	305,427.06	4,735,892.00
Total Income	381,706.98	407,329.00	-25,622.02	3,475,605.06	3,170,178.00	305,427.06	4,735,892.00
Gross Profit	381,706.98	407,329.00	-25,622.02	3,475,605.06	3,170,178.00	305,427.06	4,735,892.00
Expense							
5000 · Personnel Expenses	295,578.19	231,919.00	63,659.19	2,049,322.18	2,056,828.00	-7,505.82	2,988,889.00
6100 · Building and Land	10,626.48	11,040.00	-413.52	114,056.53	89,320.00	24,736.53	133,480.00
6200 · Vehicles & Equipment	42,963.29	44,008.00	-1,044.71	402,488.71	352,064.00	50,424.71	528,085.00
6300 · Communication/IT	9,467.57	36,484.00	-27,016.43	222,504.75	291,872.00	-69,367.25	437,799.00
6400 · Travel & Training	404.92	1,857.00	-1,452.08	18,064.55	14,956.00	3,108.55	22,400.00
7100 · Managerial Expense	28,905.09	26,661.00	2,244.09	232,035.64	250,206.00	-18,170.36	369,155.00
Total Expense	387,945.54	351,969.00	35,976.54	3,038,472.36	3,055,246.00	-16,773.64	4,479,808.00
Net Ordinary Income	-6,238.56	55,360.00	-61,598.56	437,132.70	114,932.00	322,200.70	256,084.00
Other Income/Expense							
Other Expense							
8500 · Debt Payments	175,147.68	175,148.00	-0.32	175,147.68	175,148.00	-0.32	175,148.00
Total Other Expense	175,147.68	175,148.00	-0.32	175,147.68	175,148.00	-0.32	175,148.00
Net Other Income	-175,147.68	-175,148.00	0.32	-175,147.68	-175,148.00	0.32	-175,148.00
Net Income	-181,386.24	-119,788.00	-61,598.24	261,985.02	-60,216.00	322,201.02	80,936.00

Superstition Fire & Medical District
Profit & Loss Budget Performance - Capital Fund
 February 2025

	Feb 25	Budget	\$ Over Budget	Jul '24 - Feb 25	YTD Budget	\$ Over Budget	Annual Budget
Ordinary Income/Expense							
Income							
4200 · Non-Tax Levy Revenue	7,155.26	3,750.00	3,405.26	60,340.40	30,000.00	30,340.40	45,000.00
Total Income	7,155.26	3,750.00	3,405.26	60,340.40	30,000.00	30,340.40	45,000.00
Gross Profit	7,155.26	3,750.00	3,405.26	60,340.40	30,000.00	30,340.40	45,000.00
Expense							
7100 · Managerial Expense	0.00	0.00	0.00	0.00	0.00	0.00	33,985.00
Total Expense	0.00	0.00	0.00	0.00	0.00	0.00	33,985.00
Net Ordinary Income	7,155.26	3,750.00	3,405.26	60,340.40	30,000.00	30,340.40	11,015.00
Other Income/Expense							
Other Income							
9001 · Transfers In from Other Funds	0.00	0.00	0.00	1,000,000.00	0.00	1,000,000.00	1,500,000.00
Total Other Income	0.00	0.00	0.00	1,000,000.00	0.00	1,000,000.00	1,500,000.00
Other Expense							
8100 · Capital Outlay	8,618.00			614,788.53	0.00	614,788.53	0.00
8500 · Debt Payments	0.00	0.00	0.00	0.00	0.00	0.00	236,530.00
Total Other Expense	8,618.00	0.00	8,618.00	614,788.53	0.00	614,788.53	236,530.00
Net Other Income	-8,618.00	0.00	-8,618.00	385,211.47	0.00	385,211.47	1,263,470.00
Net Income	-1,462.74	3,750.00	-5,212.74	445,551.87	30,000.00	415,551.87	1,274,485.00

Superstition Fire & Medical District Profit & Loss Budget Performance - Debt Service Fund February 2025

	Feb 25	Budget	\$ Over Budget	Jul '24 - Feb 25	YTD Budget	\$ Over Budget	Annual Budget
Ordinary Income/Expense							
Income							
4000 · Tax Levy Revenue	21,525.53	18,900.00	2,625.53	455,998.84	449,700.00	6,298.84	662,177.00
4200 · Non-Tax Levy Revenue	1,088.55	650.00	438.55	7,368.98	5,200.00	2,168.98	8,000.00
Total Income	22,614.08	19,550.00	3,064.08	463,367.82	454,900.00	8,467.82	670,177.00
Gross Profit	22,614.08	19,550.00	3,064.08	463,367.82	454,900.00	8,467.82	670,177.00
Expense							
7100 · Managerial Expense	0.00	0.00	0.00	27,974.55	27,974.00	0.55	55,949.00
Total Expense	0.00	0.00	0.00	27,974.55	27,974.00	0.55	55,949.00
Net Ordinary Income	22,614.08	19,550.00	3,064.08	435,393.27	426,926.00	8,467.27	614,228.00
Other Income/Expense							
Other Income							
9001 · Transfers In from Other Funds	0.00	0.00	0.00	0.00	0.00	0.00	47,413.00
Total Other Income	0.00	0.00	0.00	0.00	0.00	0.00	47,413.00
Other Expense							
8500 · Debt Payments	0.00	0.00	0.00	0.00	0.00	0.00	639,000.00
Total Other Expense	0.00	0.00	0.00	0.00	0.00	0.00	639,000.00
Net Other Income	0.00	0.00	0.00	0.00	0.00	0.00	-591,587.00
Net Income	22,614.08	19,550.00	3,064.08	435,393.27	426,926.00	8,467.27	22,641.00

Superstition Fire & Medical District
Profit & Loss Budget Performance - COP Reserve Fund
 February 2025

	Feb 25	Budget	\$ Over Budget	Jul '24 - Feb 25	YTD Budget	\$ Over Budget	Annual Budget
Ordinary Income/Expense							
Income							
4200 · Non-Tax Levy Revenue	8,903.59	4,500.00	4,403.59	74,527.34	36,000.00	38,527.34	55,000.00
Total Income	8,903.59	4,500.00	4,403.59	74,527.34	36,000.00	38,527.34	55,000.00
Gross Profit	8,903.59	4,500.00	4,403.59	74,527.34	36,000.00	38,527.34	55,000.00
Net Ordinary Income	8,903.59	4,500.00	4,403.59	74,527.34	36,000.00	38,527.34	55,000.00
Other Income/Expense							
Other Expense							
9501 · Transfers Out to other Funds	0.00	0.00	0.00	0.00	0.00	0.00	268,252.00
Total Other Expense	0.00	0.00	0.00	0.00	0.00	0.00	268,252.00
Net Other Income	0.00	0.00	0.00	0.00	0.00	0.00	-268,252.00
Net Income	8,903.59	4,500.00	4,403.59	74,527.34	36,000.00	38,527.34	-213,252.00

Financial Report February 2025

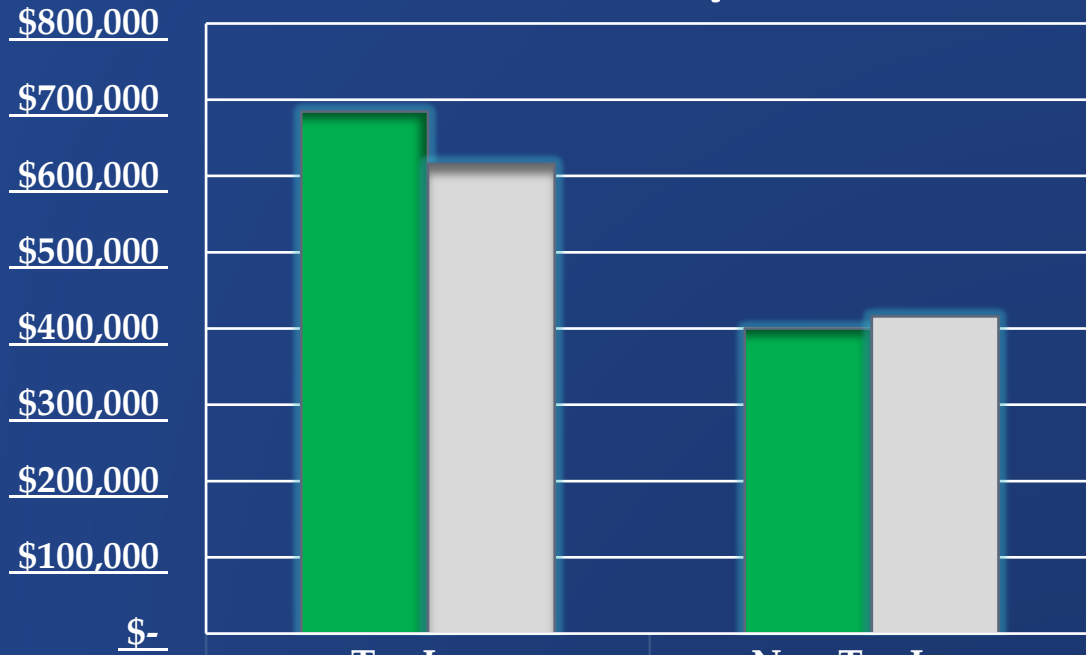


JAMES VINCENT GROUP
ACCOUNTING & CONSULTING



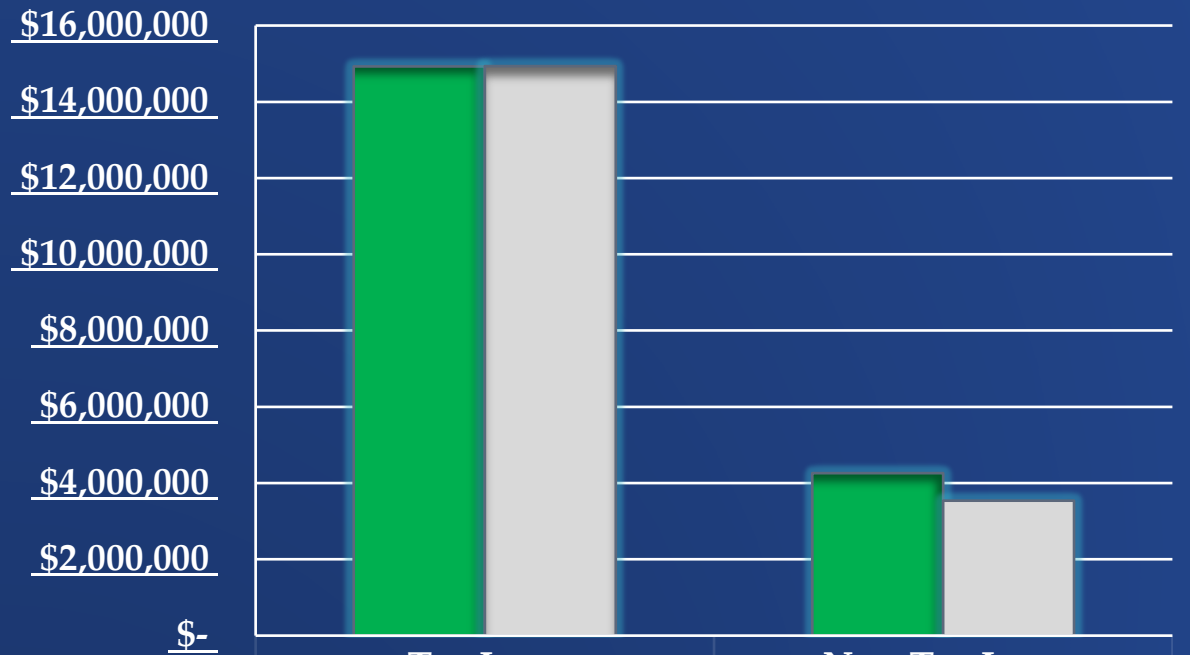
Revenue Actuals vs. Budget

February



	Tax Levy	Non-Tax Levy
Actual	\$684,536	\$400,000
Budget	\$616,300	\$416,129
VAR	\$68,236	\$(16,129)

YTD



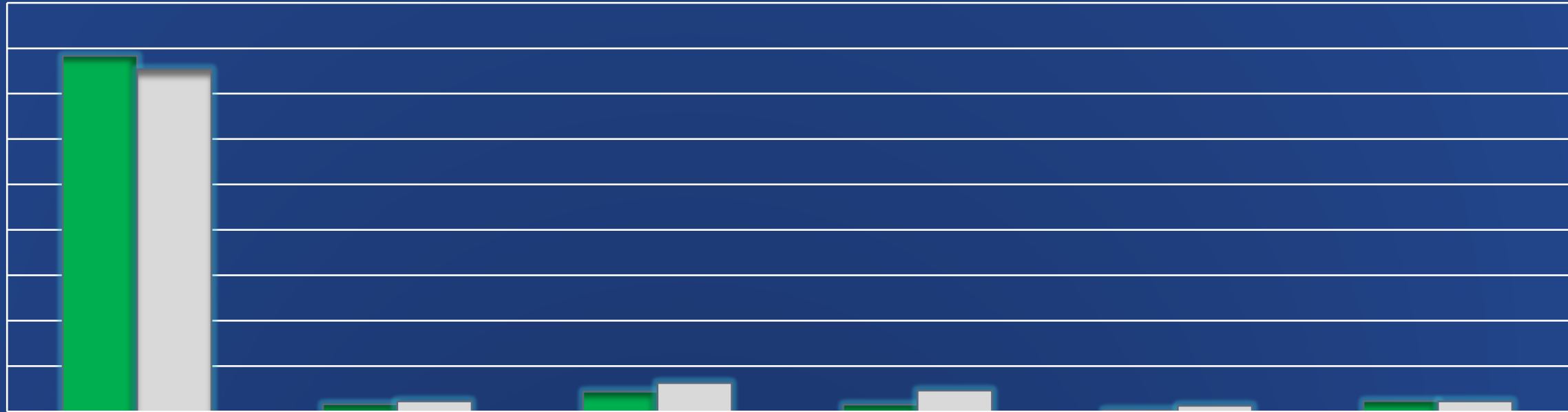
	Tax Levy	Non-Tax Levy
Actual	\$14,923,547	\$4,265,338
Budget	\$14,936,100	\$3,535,578
VAR	\$(12,553)	\$729,760



February 2024 Actuals vs. Budget

Expenditures

\$1,800,000
 \$1,600,000
 \$1,400,000
 \$1,200,000
 \$1,000,000
 \$800,000
 \$600,000
 \$400,000
 \$200,000
 \$-



	Personnel	Building & Land	Vehicles & Equipment	Communication/IT	Travel & Training	Managerial Expenses
Actual	\$1,566,088	\$32,501	\$87,628	\$30,637	\$5,721	\$46,045
Budget	\$1,507,743	\$44,890	\$125,672	\$92,587	\$25,081	\$44,901
VAR	\$58,345	\$(12,389)	\$(38,044)	\$(61,950)	\$(19,360)	\$1,144

*This includes the General, Transport Services and Special Revenue Funds




YTD Actuals vs. Budget

JVG

JAMES VINCENT GROUP
ACCOUNTING & CONSULTING

Expenditures

\$16,000,000
\$14,000,000
\$12,000,000
\$10,000,000
\$8,000,000
\$6,000,000
\$4,000,000
\$2,000,000
\$-



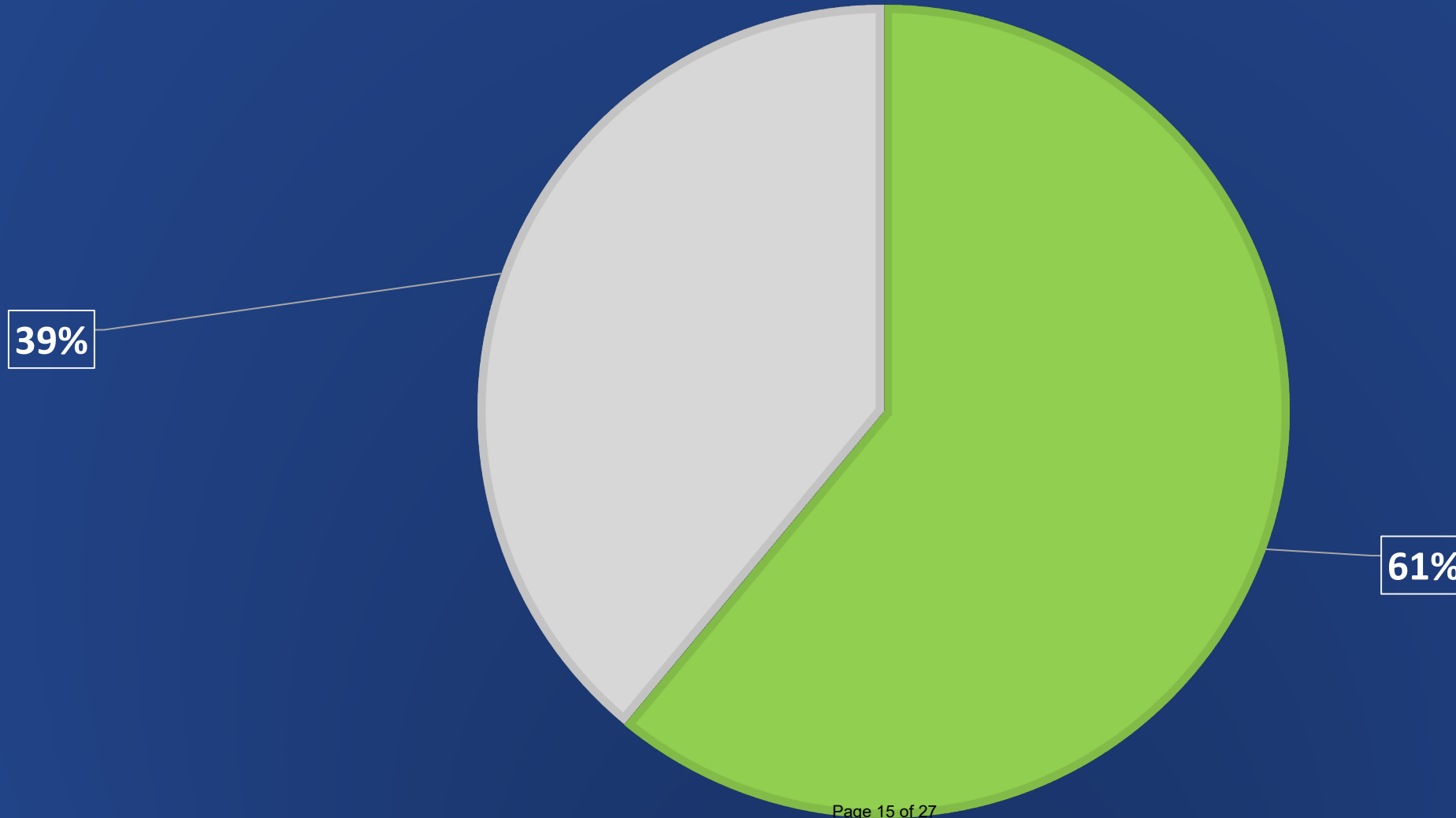
	Personnel	Building & Land	Vehicles & Equipment	Communication/IT	Travel & Training	Managerial Expenses
Actual	\$13,286,306	\$376,705	\$819,627	\$486,483	\$105,782	\$456,713
Budget	\$13,760,031	\$363,650	\$1,005,376	\$740,696	\$201,748	\$604,126
VAR	\$(473,725)	\$13,055	\$(185,749)	\$(254,213)	\$(95,966)	\$(147,413)



YTD Expenses as a Percentage of Budget

■ Actual YTD ■ Budget Remaining

February 2025 Targeted % - 67%



Superstition Fire & Medical District Transaction Detail by Account February 2025

Type	Date	Num	Name	Memo	Class	Clr	Split	Debit	Credit	Balance
10100 · Fund Cash - General (M&O)										
Transfer	02/05/2025			Funds Transfer		X	10150 · Payroll...		750,000.00	-750,000.00
Check	02/05/2025	EFT		Wire Fees		X	7109 · Bank F...		5.00	-750,005.00
Check	02/05/2025	EFT		Wire Fees		X	7109 · Bank F...		20.00	-750,025.00
Deposit	02/20/2025			Deposit		X	-SPLIT-	7,499.06		-742,525.94
Deposit	02/20/2025			Deposit		X	-SPLIT-	440.00		-742,085.94
Transfer	02/20/2025			Funds Transfer		X	10150 · Payroll...		1,200,000.00	-1,942,085.94
Check	02/20/2025	EFT		Wire Fees		X	7109 · Bank F...		20.00	-1,942,105.94
Check	02/20/2025	EFT		Wire Fees		X	7109 · Bank F...		5.00	-1,942,110.94
General Journal	02/28/2025	789		To Record Pr...		X	4010 · Propert...	705,517.10		-1,236,593.84
General Journal	02/28/2025	794		To Clear out ...	100 - Ge...	X	4300 · Miscella...		20.00	-1,236,613.84
Total 10100 · Fund Cash - General (M&O)								713,456.16	1,950,070.00	-1,236,613.84
10120 · Ambulance Operating										
General Journal	02/28/2025	784		To Record Int...		X	4250 · Interest...	67.98		67.98
Total 10120 · Ambulance Operating								67.98	0.00	67.98
10130 · Ambulance Payroll										
Deposit	02/03/2025		36 Treas	Deposit		X	4210 · Ambula...	370.64		370.64
Deposit	02/03/2025		AARP	Deposit		X	4210 · Ambula...	248.80		619.44
Deposit	02/03/2025		BCBS	Deposit		X	4210 · Ambula...	1,542.18		2,161.62
Deposit	02/03/2025		BCBS	Deposit		X	4210 · Ambula...	1,840.47		4,002.09
Deposit	02/03/2025		Transport Customer...	Deposit		X	4210 · Ambula...	50.00		4,052.09
Deposit	02/03/2025		Transport Customer...	Deposit		X	4210 · Ambula...	307.79		4,359.88
Deposit	02/03/2025		Transport Customer...	Deposit		X	4210 · Ambula...	3,324.85		7,684.73
Deposit	02/03/2025		UHC Community	Deposit		X	4210 · Ambula...	121.45		7,806.18
Check	02/03/2025	EFT				X	7109 · Bank F...		914.86	6,891.32
Deposit	02/04/2025		AETNA	Deposit		X	4210 · Ambula...	420.37		7,311.69
Deposit	02/04/2025		B OF A- CBIC CLAI...	Deposit		X	4210 · Ambula...	95.06		7,406.75
Deposit	02/04/2025		Humana	Deposit		X	4210 · Ambula...	788.96		8,195.71
Deposit	02/04/2025		Humana	Deposit		X	4210 · Ambula...	1,615.59		9,811.30
Deposit	02/04/2025		Transport Customer...	Deposit		X	4210 · Ambula...	190.18		10,001.48
Deposit	02/04/2025		UHC Community	Deposit		X	4210 · Ambula...	1,206.07		11,207.55
Deposit	02/05/2025		36 Treas	Deposit		X	4210 · Ambula...	4,053.22		15,260.77
Deposit	02/05/2025		BCBS	Deposit		X	4210 · Ambula...	1,244.85		16,505.62
Deposit	02/05/2025		BCBS	Deposit		X	4210 · Ambula...	1,718.73		18,224.35
Deposit	02/05/2025		Centene	Deposit		X	4210 · Ambula...	129.45		18,353.80
Deposit	02/05/2025		Centene	Deposit		X	4210 · Ambula...	905.41		19,259.21
Deposit	02/05/2025		Medisun	Deposit		X	4210 · Ambula...	176.12		19,435.33
Deposit	02/05/2025		Transport Customer...	Deposit		X	4210 · Ambula...	100.00		19,535.33
Deposit	02/05/2025		Noridian	Deposit		X	4210 · Ambula...	425.79		19,961.12
Deposit	02/05/2025		OPTUM	Deposit		X	4210 · Ambula...	312.97		20,274.09
Deposit	02/05/2025		OPTUM	Deposit		X	4210 · Ambula...	434.27		20,708.36
Deposit	02/05/2025		OPTUM	Deposit		X	4210 · Ambula...	616.61		21,324.97
Deposit	02/05/2025		OPTUM	Deposit		X	4210 · Ambula...	638.33		21,963.30
Deposit	02/05/2025		PCS Gen Trust	Deposit		X	4210 · Ambula...	3,492.89		25,456.19
Deposit	02/05/2025		UHC Community	Deposit		X	4210 · Ambula...	299.62		25,755.81
Deposit	02/05/2025		UHC Community	Deposit		X	4210 · Ambula...	1,362.41		27,118.22
Deposit	02/05/2025		United Healthcare	Deposit		X	4210 · Ambula...	191.91		27,310.13

Superstition Fire & Medical District Transaction Detail by Account February 2025

Type	Date	Num	Name	Memo	Class	Clr	Split	Debit	Credit	Balance
Transfer	02/05/2025			Funds Transfer		X	10140 · Trans...	166,256.57		193,566.70
Transfer	02/05/2025			Funds Transfer		X	10150 · Payroll...		200,000.00	-6,433.30
Deposit	02/06/2025		AARP	Deposit		X	4210 · Ambula...	930.62		-5,502.68
Deposit	02/06/2025		AETNA	Deposit		X	4210 · Ambula...	469.00		-5,033.68
Deposit	02/06/2025		BCBS	Deposit		X	4210 · Ambula...	1,886.35		-3,147.33
Deposit	02/06/2025		Centene	Deposit		X	4210 · Ambula...	5,845.08		2,697.75
Deposit	02/06/2025		Humana	Deposit		X	4210 · Ambula...	743.63		3,441.38
Deposit	02/06/2025		Transport Customer...	Deposit		X	4210 · Ambula...	6,310.99		9,752.37
Deposit	02/06/2025		United Healthcare	Deposit		X	4210 · Ambula...	2,533.08		12,285.45
Deposit	02/07/2025		BCBS	Deposit		X	4210 · Ambula...	107.68		12,393.13
Deposit	02/07/2025		BCBS	Deposit		X	4210 · Ambula...	1,810.49		14,203.62
Deposit	02/07/2025		Cigna	Deposit		X	4210 · Ambula...	1,416.42		15,620.04
Deposit	02/07/2025		Humana	Deposit		X	4210 · Ambula...	319.50		15,939.54
Deposit	02/07/2025		Noridian	Deposit		X	4210 · Ambula...	4,012.65		19,952.19
Deposit	02/07/2025		UHC Community	Deposit		X	4210 · Ambula...	92.56		20,044.75
Deposit	02/07/2025		UHC Community	Deposit		X	4210 · Ambula...	108.22		20,152.97
Deposit	02/10/2025		AARP	Deposit		X	4210 · Ambula...	659.30		20,812.27
Deposit	02/10/2025		Ahcccs	Deposit		X	4210 · Ambula...	397.03		21,209.30
Deposit	02/10/2025		GEHA	Deposit		X	4210 · Ambula...	124.31		21,333.61
Deposit	02/10/2025		Transport Customer...	Deposit		X	4210 · Ambula...	25.00		21,358.61
Deposit	02/10/2025		Transport Customer...	Deposit		X	4210 · Ambula...	275.33		21,633.94
Deposit	02/10/2025		Transport Customer...	Deposit		X	4210 · Ambula...	294.73		21,928.67
Deposit	02/10/2025		Noridian	Deposit		X	4210 · Ambula...	441.05		22,369.72
Deposit	02/10/2025		UHC Community	Deposit		X	4210 · Ambula...	1,144.70		23,514.42
Deposit	02/10/2025		UMR	Deposit		X	4210 · Ambula...	717.48		24,231.90
Deposit	02/10/2025		United Healthcare	Deposit		X	4210 · Ambula...	394.29		24,626.19
Deposit	02/11/2025			Deposit		X	-SPLIT-	1,747.31		26,373.50
Deposit	02/11/2025		36 Treas	Deposit		X	4210 · Ambula...	3,641.19		30,014.69
Deposit	02/11/2025		Devoted Health	Deposit		X	4210 · Ambula...	91.37		30,106.06
Deposit	02/11/2025		Transport Customer...	Deposit		X	4210 · Ambula...	300.00		30,406.06
Deposit	02/11/2025		Noridian	Deposit		X	4210 · Ambula...	1,377.36		31,783.42
Deposit	02/11/2025		OPTUM	Deposit		X	4210 · Ambula...	295.25		32,078.67
Deposit	02/11/2025		OPTUM	Deposit		X	4210 · Ambula...	313.85		32,392.52
Deposit	02/11/2025		OPTUM	Deposit		X	4210 · Ambula...	977.04		33,369.56
Deposit	02/11/2025		UHC Community	Deposit		X	4210 · Ambula...	208.11		33,577.67
Deposit	02/11/2025		UHC Community	Deposit		X	4210 · Ambula...	435.43		34,013.10
Deposit	02/12/2025		AETNA	Deposit		X	4210 · Ambula...	565.35		34,578.45
Deposit	02/12/2025		AETNA	Deposit		X	4210 · Ambula...	1,842.40		36,420.85
Deposit	02/12/2025		BCBS	Deposit		X	4210 · Ambula...	2,181.75		38,602.60
Deposit	02/12/2025		Centene	Deposit		X	4210 · Ambula...	521.96		39,124.56
Deposit	02/12/2025		Golden Rule Insura...	Deposit		X	4210 · Ambula...	1,000.00		40,124.56
Deposit	02/12/2025		Marketplace	Deposit		X	4210 · Ambula...	880.24		41,004.80
Deposit	02/12/2025		Transport Customer...	Deposit		X	4210 · Ambula...	302.90		41,307.70
Deposit	02/12/2025		OPTUM	Deposit		X	4210 · Ambula...	384.40		41,692.10
Deposit	02/12/2025		UHC Community	Deposit		X	4210 · Ambula...	823.70		42,515.80
Deposit	02/12/2025		United Healthcare	Deposit		X	4210 · Ambula...	193.51		42,709.31
Deposit	02/13/2025		AARP	Deposit		X	4210 · Ambula...	182.30		42,891.61
Deposit	02/13/2025		AETNA	Deposit		X	4210 · Ambula...	957.34		43,848.95
Deposit	02/13/2025		BCBS	Deposit		X	4210 · Ambula...	1,406.72		45,255.67
Deposit	02/13/2025		BCBS	Deposit		X	4210 · Ambula...	1,827.73		47,083.40

Superstition Fire & Medical District Transaction Detail by Account February 2025

Type	Date	Num	Name	Memo	Class	Clr	Split	Debit	Credit	Balance
Deposit	02/13/2025		Centene	Deposit		X	4210 · Ambula...	5,102.86		52,186.26
Deposit	02/13/2025		HDIC	Deposit		X	4210 · Ambula...	115.76		52,302.02
Deposit	02/13/2025		Transport Customer...	Deposit		X	4210 · Ambula...	2,956.58		55,258.60
Deposit	02/13/2025		United Healthcare	Deposit		X	4210 · Ambula...	2,031.29		57,289.89
Deposit	02/13/2025		United Healthcare	Deposit		X	4210 · Ambula...	5,398.92		62,688.81
Deposit	02/14/2025		36 Treas	Deposit		X	4210 · Ambula...	1,843.71		64,532.52
Deposit	02/14/2025		AETNA	Deposit		X	4210 · Ambula...	196.07		64,728.59
Deposit	02/14/2025		AETNA	Deposit		X	4210 · Ambula...	941.51		65,670.10
Deposit	02/14/2025		AETNA	Deposit		X	4210 · Ambula...	1,810.49		67,480.59
Deposit	02/14/2025		AETNA	Deposit		X	4210 · Ambula...	1,830.03		69,310.62
Deposit	02/14/2025		Ahcccs	Deposit		X	4210 · Ambula...	1,282.01		70,592.63
Deposit	02/14/2025		Cigna	Deposit		X	4210 · Ambula...	1,998.75		72,591.38
Deposit	02/14/2025		Humana	Deposit		X	4210 · Ambula...	1,236.68		73,828.06
Deposit	02/14/2025		Medica	Deposit		X	4210 · Ambula...	95.06		73,923.12
Deposit	02/14/2025		Transport Customer...	Deposit		X	4210 · Ambula...	865.00		74,788.12
Deposit	02/14/2025		Noridian	Deposit		X	4210 · Ambula...	3,359.98		78,148.10
Deposit	02/14/2025		OPTUM	Deposit		X	4210 · Ambula...	416.34		78,564.44
Deposit	02/14/2025		UHC Community	Deposit		X	4210 · Ambula...	218.64		78,783.08
Deposit	02/14/2025		United Healthcare	Deposit		X	4210 · Ambula...	1,697.57		80,480.65
Deposit	02/14/2025		Wellcare Health	Deposit		X	4210 · Ambula...	281.28		80,761.93
Deposit	02/18/2025		AETNA	Deposit		X	4210 · Ambula...	461.15		81,223.08
Deposit	02/18/2025		BCBS	Deposit		X	4210 · Ambula...	379.82		81,602.90
Deposit	02/18/2025		BCBS	Deposit		X	4210 · Ambula...	1,849.57		83,452.47
Deposit	02/18/2025		Cigna	Deposit		X	4210 · Ambula...	1,564.97		85,017.44
Deposit	02/18/2025		Humana	Deposit		X	4210 · Ambula...	2,565.09		87,582.53
Deposit	02/18/2025		Transport Customer...	Deposit		X	4210 · Ambula...	25.00		87,607.53
Deposit	02/18/2025		Transport Customer...	Deposit		X	4210 · Ambula...	900.00		88,507.53
Deposit	02/18/2025		Noridian	Deposit		X	4210 · Ambula...	4,141.21		92,648.74
Deposit	02/18/2025		UHC Community	Deposit		X	4210 · Ambula...	261.29		92,910.03
Deposit	02/18/2025		United Healthcare	Deposit		X	4210 · Ambula...	548.71		93,458.74
Deposit	02/18/2025		United Healthcare	Deposit		X	4210 · Ambula...	788.32		94,247.06
Deposit	02/19/2025		AETNA	Deposit		X	4210 · Ambula...	116.09		94,363.15
Deposit	02/19/2025		Centene	Deposit		X	4210 · Ambula...	277.15		94,640.30
Deposit	02/19/2025		Humana	Deposit		X	4210 · Ambula...	482.95		95,123.25
Deposit	02/19/2025		Humana	Deposit		X	4210 · Ambula...	613.86		95,737.11
Deposit	02/19/2025		Humana	Deposit		X	4210 · Ambula...	632.67		96,369.78
Deposit	02/19/2025		Humana	Deposit		X	4210 · Ambula...	1,216.13		97,585.91
Deposit	02/19/2025		Noridian	Deposit		X	4210 · Ambula...	6,284.39		103,870.30
Deposit	02/19/2025		United Healthcare	Deposit		X	4210 · Ambula...	573.78		104,444.08
Deposit	02/20/2025		36 Treas	Deposit		X	4210 · Ambula...	295.00		104,739.08
Deposit	02/20/2025		AARP	Deposit		X	4210 · Ambula...	188.89		104,927.97
Deposit	02/20/2025		AETNA	Deposit		X	4210 · Ambula...	303.75		105,231.72
Deposit	02/20/2025		AETNA	Deposit		X	4210 · Ambula...	499.11		105,730.83
Deposit	02/20/2025		BCBS	Deposit		X	4210 · Ambula...	1,827.73		107,558.56
Deposit	02/20/2025		Centene	Deposit		X	4210 · Ambula...	4,514.51		112,073.07
Deposit	02/20/2025		Coordinated Care	Deposit		X	4210 · Ambula...	521.66		112,594.73
Deposit	02/20/2025		Humana	Deposit		X	4210 · Ambula...	153.90		112,748.63
Deposit	02/20/2025		Transport Customer...	Deposit		X	4210 · Ambula...	315.00		113,063.63
Deposit	02/20/2025		Noridian	Deposit		X	4210 · Ambula...	8,107.98		121,171.61
Deposit	02/20/2025		OPTUM	Deposit		X	4210 · Ambula...	357.79		121,529.40

Superstition Fire & Medical District Transaction Detail by Account February 2025

Type	Date	Num	Name	Memo	Class	Clr	Split	Debit	Credit	Balance
Deposit	02/20/2025		OPTUM	Deposit		X	4210 · Ambula...	493.73		122,023.13
Deposit	02/20/2025		UHC Community	Deposit		X	4210 · Ambula...	1,575.24		123,598.37
Deposit	02/20/2025		UHC Community	Deposit		X	4210 · Ambula...	2,505.65		126,104.02
Deposit	02/20/2025		United Healthcare	Deposit		X	4210 · Ambula...	413.74		126,517.76
Deposit	02/20/2025		United Healthcare	Deposit		X	4210 · Ambula...	432.83		126,950.59
Transfer	02/20/2025			Funds Transfer		X	10150 · Payroll...		200,000.00	-73,049.41
Deposit	02/21/2025		AETNA	Deposit		X	4210 · Ambula...	618.28		-72,431.13
Deposit	02/21/2025		BCBS	Deposit		X	4210 · Ambula...	1,419.32		-71,011.81
Deposit	02/21/2025		Humana	Deposit		X	4210 · Ambula...	373.29		-70,638.52
Deposit	02/21/2025		Medisun	Deposit		X	4210 · Ambula...	282.88		-70,355.64
Deposit	02/21/2025		Noridian	Deposit		X	4210 · Ambula...	4,256.30		-66,099.34
Deposit	02/21/2025		United Healthcare	Deposit		X	4210 · Ambula...	2,146.21		-63,953.13
Deposit	02/24/2025		Ahcccs	Deposit		X	4210 · Ambula...	2,580.40		-61,372.73
Deposit	02/24/2025		BCBS	Deposit		X	4210 · Ambula...	437.25		-60,935.48
Deposit	02/24/2025		Cigna	Deposit		X	4210 · Ambula...	13,877.80		-47,057.68
Deposit	02/24/2025		Transport Customer...	Deposit		X	4210 · Ambula...	50.00		-47,007.68
Deposit	02/24/2025		Transport Customer...	Deposit		X	4210 · Ambula...	5,678.71		-41,328.97
Deposit	02/24/2025		Noridian	Deposit		X	4210 · Ambula...	1,432.89		-39,896.08
Deposit	02/24/2025		UHC Community	Deposit		X	4210 · Ambula...	438.24		-39,457.84
Deposit	02/24/2025		UHC Community	Deposit		X	4210 · Ambula...	4,286.96		-35,170.88
Deposit	02/24/2025		United Healthcare	Deposit		X	4210 · Ambula...	926.28		-34,244.60
Deposit	02/24/2025		United Healthcare	Deposit		X	4210 · Ambula...	1,066.28		-33,178.32
Deposit	02/25/2025		36 Treas	Deposit		X	4210 · Ambula...	3,462.09		-29,716.23
Deposit	02/25/2025		Devoted Health	Deposit		X	4210 · Ambula...	717.23		-28,999.00
Deposit	02/25/2025		Transport Customer...	Deposit		X	4210 · Ambula...	3,129.53		-25,869.47
Deposit	02/25/2025		Noridian	Deposit		X	4210 · Ambula...	5,131.97		-20,737.50
Deposit	02/25/2025		UHC Community	Deposit		X	4210 · Ambula...	5,494.30		-15,243.20
Deposit	02/25/2025		United Healthcare	Deposit		X	4210 · Ambula...	1,719.32		-13,523.88
Deposit	02/26/2025		36 Treas	Deposit		X	4210 · Ambula...	5,375.47		-8,148.41
Deposit	02/26/2025		AETNA	Deposit		X	4210 · Ambula...	633.68		-7,514.73
Deposit	02/26/2025		BCBS	Deposit		X	4210 · Ambula...	1,908.19		-5,606.54
Deposit	02/26/2025		Centene	Deposit		X	4210 · Ambula...	203.59		-5,402.95
Deposit	02/26/2025		Marketplace	Deposit		X	4210 · Ambula...	3,358.88		-2,044.07
Deposit	02/26/2025		Medisun	Deposit		X	4210 · Ambula...	3,202.76		1,158.69
Deposit	02/26/2025		Transport Customer...	Deposit		X	4210 · Ambula...	35.00		1,193.69
Deposit	02/26/2025		Noridian	Deposit		X	4210 · Ambula...	4,209.35		5,403.04
Deposit	02/26/2025		OPTUM	Deposit		X	4210 · Ambula...	316.54		5,719.58
Deposit	02/26/2025		OPTUM	Deposit		X	4210 · Ambula...	368.20		6,087.78
Deposit	02/26/2025		UHC Community	Deposit		X	4210 · Ambula...	169.04		6,256.82
Deposit	02/26/2025		UHC Community	Deposit		X	4210 · Ambula...	455.44		6,712.26
Deposit	02/26/2025		United Healthcare	Deposit		X	4210 · Ambula...	410.46		7,122.72
Deposit	02/26/2025		United Healthcare	Deposit		X	4210 · Ambula...	443.42		7,566.14
Deposit	02/26/2025		United Healthcare	Deposit		X	4210 · Ambula...	1,788.65		9,354.79
Deposit	02/27/2025			Deposit		X	-SPLIT-	610.00		9,964.79
Deposit	02/27/2025		AARP	Deposit		X	4210 · Ambula...	278.73		10,243.52
Deposit	02/27/2025		BCBS	Deposit		X	4210 · Ambula...	188.86		10,432.38
Deposit	02/27/2025		BCBS	Deposit		X	4210 · Ambula...	493.10		10,925.48
Deposit	02/27/2025		Centene	Deposit		X	4210 · Ambula...	4,985.10		15,910.58
Deposit	02/27/2025		Transport Customer...	Deposit		X	4210 · Ambula...	403.93		16,314.51
Deposit	02/27/2025		Noridian	Deposit		X	4210 · Ambula...	2,487.67		18,802.18

Superstition Fire & Medical District Transaction Detail by Account February 2025

Type	Date	Num	Name	Memo	Class	Clr	Split	Debit	Credit	Balance
Deposit	02/27/2025		United Healthcare	Deposit		X	4210 · Ambula...	1,222.62		20,024.80
Deposit	02/27/2025		United Healthcare	Deposit		X	4210 · Ambula...	1,947.27		21,972.07
Deposit	02/28/2025		36 Treas	Deposit		X	4210 · Ambula...	2,089.66		24,061.73
Deposit	02/28/2025		AETNA	Deposit		X	4210 · Ambula...	1,817.02		25,878.75
Deposit	02/28/2025		AETNA	Deposit		X	4210 · Ambula...	2,103.59		27,982.34
Deposit	02/28/2025		Ahcccs	Deposit		X	4210 · Ambula...	4,110.29		32,092.63
Deposit	02/28/2025		BCBS	Deposit		X	4210 · Ambula...	229.51		32,322.14
Deposit	02/28/2025		BCBS	Deposit		X	4210 · Ambula...	1,557.82		33,879.96
Deposit	02/28/2025		Cigna	Deposit		X	4210 · Ambula...	1,637.10		35,517.06
Deposit	02/28/2025		CSI LIFE	Deposit		X	4210 · Ambula...	113.93		35,630.99
Deposit	02/28/2025		Transport Customer...	Deposit		X	4210 · Ambula...	100.00		35,730.99
Deposit	02/28/2025		Noridian	Deposit		X	4210 · Ambula...	3,180.47		38,911.46
Deposit	02/28/2025		UHC Community	Deposit		X	4210 · Ambula...	857.32		39,768.78
Deposit	02/28/2025		UHC Community	Deposit		X	4210 · Ambula...	1,509.81		41,278.59
Deposit	02/28/2025		United Healthcare	Deposit		X	4210 · Ambula...	1,665.28		42,943.87
Deposit	02/28/2025		United Healthcare	Deposit		X	4210 · Ambula...	1,780.97		44,724.84
General Journal	02/28/2025	792		To Clear Dupl...	150 - Am...	X	4260 · Plan Re...		2,107.31	42,617.53
General Journal	02/28/2025	792		To Clear Dupl...	150 - Am...	X	4260 · Plan Re...		2,850.00	39,767.53
General Journal	02/28/2025	792		To Clear Dupl...	150 - Am...	X	4260 · Plan Re...		790.00	38,977.53
Total 10130 · Ambulance Payroll								445,639.70	406,662.17	38,977.53
10140 · Transport Lockbox										
Deposit	02/03/2025			Deposit		X	4210 · Ambula...	3,367.37		3,367.37
Deposit	02/04/2025			Deposit		X	4210 · Ambula...	3,667.69		7,035.06
Deposit	02/05/2025			Deposit		X	4210 · Ambula...	4,361.20		11,396.26
Transfer	02/05/2025			Funds Transfer		X	10130 · Ambul...		166,256.57	-154,860.31
Deposit	02/06/2025			Deposit		X	4210 · Ambula...	3,945.14		-150,915.17
Deposit	02/07/2025			Deposit		X	4210 · Ambula...	11,264.31		-139,650.86
Deposit	02/10/2025			Deposit		X	4210 · Ambula...	9,396.76		-130,254.10
Deposit	02/11/2025			Deposit		X	4210 · Ambula...	1,037.76		-129,216.34
Deposit	02/12/2025			Deposit		X	4210 · Ambula...	1,938.65		-127,277.69
Deposit	02/13/2025			Deposit		X	4210 · Ambula...	1,601.63		-125,676.06
Deposit	02/14/2025			Deposit		X	4210 · Ambula...	6,825.46		-118,850.60
Deposit	02/18/2025			Deposit		X	4210 · Ambula...	22,125.75		-96,724.85
Deposit	02/19/2025			Deposit		X	4210 · Ambula...	6,756.95		-89,967.90
Deposit	02/20/2025			Deposit		X	4210 · Ambula...	313.68		-89,654.22
Deposit	02/21/2025			Deposit		X	4210 · Ambula...	5,173.29		-84,480.93
Deposit	02/24/2025			Deposit		X	4210 · Ambula...	9,998.48		-74,482.45
Deposit	02/25/2025			Deposit		X	4210 · Ambula...	8,040.78		-66,441.67
Deposit	02/27/2025			Deposit		X	4210 · Ambula...	3,257.59		-63,184.08
Deposit	02/28/2025			Deposit		X	4210 · Ambula...	352.42		-62,831.66
General Journal	02/28/2025	793		To Clear Dupl...	150 - Am...	X	4260 · Plan Re...		200.00	-63,031.66
General Journal	02/28/2025	793		To Clear Dupl...	150 - Am...	X	4260 · Plan Re...		1,157.31	-64,188.97
Total 10140 · Transport Lockbox								103,424.91	167,613.88	-64,188.97
10150 · Payroll Account										
Check	02/03/2025		PSPRS			X	21700 · Career...		77,087.10	-77,087.10
Transfer	02/05/2025			Funds Transfer		X	10130 · Ambul...	200,000.00		122,912.90
Transfer	02/05/2025			Funds Transfer		X	10200 · Fund ...	90,930.23		213,843.13

Superstition Fire & Medical District Transaction Detail by Account February 2025

Type	Date	Num	Name	Memo	Class	Clr	Split	Debit	Credit	Balance
Transfer	02/05/2025			Funds Transfer		X	10100 · Fund ...	750,000.00		963,843.13
General Journal	02/06/2025	758		BILL 02/06/25...		X	1072 · Bill.com...		293,599.97	670,243.16
Check	02/12/2025	EFT	Bill.com	Monthly Billing		X	6301 · Comput...		501.75	669,741.41
Check	02/13/2025	EFT				X	21660 · HSA - ...		5,188.25	664,553.16
General Journal	02/14/2025	771		BILL 02/14/25...		X	1072 · Bill.com...		217,267.29	447,285.87
General Journal	02/14/2025	772		BILL 02/14/25...		X	1072 · Bill.com...	265.00		447,550.87
General Journal	02/14/2025	773		BILL 02/14/25...		X	1072 · Bill.com...	275.00		447,825.87
General Journal	02/14/2025	774		BILL 02/14/25...		X	1072 · Bill.com...	122.56		447,948.43
Check	02/14/2025		Nationwide Retirem...			X	21800 · Pre-Ta...		7,058.88	440,889.55
Check	02/14/2025		Nationwide Retirem...			X	21800 · Pre-Ta...		7,392.51	433,497.04
Check	02/14/2025		Nationwide Retirem...			X	21800 · Pre-Ta...		44,457.37	389,039.67
Check	02/14/2025	EFT	Arizona State Retire...			X	21725 · Civilia...		28,085.58	360,954.09
Check	02/14/2025	EFT	Health Equity			X	21660 · HSA - ...		20,817.69	340,136.40
General Journal	02/14/2025	795				X	5010.1 · Admi...		375,247.02	-35,110.62
General Journal	02/14/2025	795				X	5010.1 · Admi...		90,988.75	-126,099.37
Check	02/18/2025		PSPRS			X	21700 · Career...		77,006.01	-203,105.38
Bill Pmt -Check	02/19/2025	N/A	Chase Cardmember...	# 424631538...		X	20000 · Accou...		20,742.71	-223,848.09
General Journal	02/20/2025	777		BILL 02/20/25...		X	1072 · Bill.com...	686.06		-223,162.03
General Journal	02/20/2025	778		BILL 02/20/25...		X	1072 · Bill.com...	5.19		-223,156.84
General Journal	02/20/2025	779		BILL 02/20/25...		X	1072 · Bill.com...	75.00		-223,081.84
General Journal	02/20/2025	780		BILL 02/20/25...		X	1072 · Bill.com...	117.33		-222,964.51
General Journal	02/20/2025	781		BILL 02/20/25...		X	1072 · Bill.com...		251,275.49	-474,240.00
Transfer	02/20/2025			Funds Transfer		X	10130 · Ambul...	200,000.00		-274,240.00
Transfer	02/20/2025			Funds Transfer		X	10100 · Fund ...	1,200,000.00		925,760.00
General Journal	02/27/2025	782		BILL 02/27/25...		X	1072 · Bill.com...		61,104.90	864,655.10
Check	02/27/2025	EFT				X	21660 · HSA - ...		5,229.28	859,425.82
Check	02/28/2025		Nationwide Retirem...			X	21800 · Pre-Ta...		7,336.27	852,089.55
Check	02/28/2025		Nationwide Retirem...			X	21800 · Pre-Ta...		7,674.39	844,415.16
Check	02/28/2025		Nationwide Retirem...			X	21800 · Pre-Ta...		44,469.49	799,945.67
Check	02/28/2025	EFT	Arizona State Retire...			X	21725 · Civilia...		29,588.10	770,357.57
Check	02/28/2025	EFT	Health Equity			X	21660 · HSA - ...		20,817.69	749,539.88
General Journal	02/28/2025	796				X	5010.1 · Admi...		384,229.17	365,310.71
General Journal	02/28/2025	796				X	5010.1 · Admi...		95,917.88	269,392.83
Total 10150 · Payroll Account								2,442,476.37	2,173,083.54	269,392.83
10200 · Fund Cash - Capital Projects										
Transfer	02/05/2025			Funds Transfer		X	10150 · Payroll...		90,930.23	-90,930.23
General Journal	02/28/2025	786		To Record Pr...		X	4250 · Interest...	7,155.26		-83,774.97
Total 10200 · Fund Cash - Capital Projects								7,155.26	90,930.23	-83,774.97
10400 · Special Revenue Fund										
Deposit	02/20/2025			Deposit		X	12001 · Undep...	1,500.00		1,500.00
General Journal	02/28/2025	783		To Record Int...		X	4250 · Interest...	796.15		2,296.15
Total 10400 · Special Revenue Fund								2,296.15	0.00	2,296.15
10500 · Fund Cash - Bond Proceeds 2006										
General Journal	02/28/2025	787		To Record Pr...		X	4010 · Propert...	20,832.83		20,832.83

Superstition Fire & Medical District Transaction Detail by Account February 2025

Type	Date	Num	Name	Memo	Class	Clr	Split	Debit	Credit	Balance
Total 10500 · Fund Cash - Bond Proceeds 2006								20,832.83	0.00	20,832.83
10600 · Debt Retirement Interest										
General Journal	02/28/2025	788		To Record Pr...		X	4010 · Propert...	1,781.25		1,781.25
Total 10600 · Debt Retirement Interest								1,781.25	0.00	1,781.25
10700 · Contingency Reserve Fund Cash										
General Journal	02/28/2025	785		To Record Int...		X	4250 · Interest...	8,903.59		8,903.59
Total 10700 · Contingency Reserve Fund Cash								8,903.59	0.00	8,903.59
1072 · Bill.com Money Out Clearing										
Bill Pmt -Check	02/06/2025	Bill.com	Salt River Project	https://app02....			20000 · Accou...		5,691.47	-5,691.47
Bill Pmt -Check	02/06/2025	Bill.com	Rite-A-Way Garage ...	https://app02....			20000 · Accou...	1,590.91		-7,282.38
Bill Pmt -Check	02/06/2025	Bill.com	O'Reilly Automotive ...	https://app02....			20000 · Accou...	40.17		-7,322.55
Bill Pmt -Check	02/06/2025	Bill.com	Boyetts Family Wat...	https://app02....			20000 · Accou...	96.40		-7,418.95
Bill Pmt -Check	02/06/2025	Bill.com	Frontier Shop Suppl...	https://app02....			20000 · Accou...	28.49		-7,447.44
Bill Pmt -Check	02/06/2025	Bill.com	United Fire Equipm...	https://app02....			20000 · Accou...	432.16		-7,879.60
Bill Pmt -Check	02/06/2025	Bill.com	Superstition Safety ...	https://app02....			20000 · Accou...	210.00		-8,089.60
Bill Pmt -Check	02/06/2025	Bill.com	San Tan Auto Partn...	https://app02....			20000 · Accou...	236.60		-8,326.20
Bill Pmt -Check	02/06/2025	Bill.com	San Tan Auto Partn...	https://app02....			20000 · Accou...	113.28		-8,439.48
Bill Pmt -Check	02/06/2025	Bill.com	Rite-A-Way Garage ...	https://app02....			20000 · Accou...	1,036.16		-9,475.64
Bill Pmt -Check	02/06/2025	Bill.com	Arizona Water Com...	https://app02....			20000 · Accou...	312.78		-9,788.42
Bill Pmt -Check	02/06/2025	Bill.com	Boyetts Family Wat...	https://app02....			20000 · Accou...	32.73		-9,821.15
Bill Pmt -Check	02/06/2025	Bill.com	ADR Hardware, LLC	https://app02....			20000 · Accou...	30.54		-9,851.69
Bill Pmt -Check	02/06/2025	Bill.com	Apache Junction Se...	https://app02....			20000 · Accou...	124.34		-9,976.03
Bill Pmt -Check	02/06/2025	Bill.com	City of Mesa	https://app02....			20000 · Accou...	43,951.92		-53,927.95
Bill Pmt -Check	02/06/2025	Bill.com	Factory Motor Parts	https://app02....			20000 · Accou...	390.61		-54,318.56
Bill Pmt -Check	02/06/2025	Bill.com	Kabat's Frontier Ace...	https://app02....			20000 · Accou...	6.86		-54,325.42
Bill Pmt -Check	02/06/2025	Bill.com	Wist Supply & Equi...	https://app02....			20000 · Accou...	121.17		-54,446.59
Bill Pmt -Check	02/06/2025	Bill.com	Arizona Water Com...	https://app02....			20000 · Accou...	51.63		-54,498.22
Bill Pmt -Check	02/06/2025	Bill.com	Kabat's Frontier Ace...	https://app02....			20000 · Accou...	7.83		-54,506.05
Bill Pmt -Check	02/06/2025	Bill.com	Kabat's Frontier Ace...	https://app02....			20000 · Accou...	44.14		-54,550.19
Bill Pmt -Check	02/06/2025	Bill.com	United Fire Equipm...	https://app02....			20000 · Accou...	290.41		-54,840.60
Bill Pmt -Check	02/06/2025	Bill.com	Southwest Ground ...	https://app02....			20000 · Accou...	400.00		-55,240.60
Bill Pmt -Check	02/06/2025	Bill.com	Kabat's Frontier Ace...	https://app02....			20000 · Accou...	4.66		-55,245.26
Bill Pmt -Check	02/06/2025	Bill.com	Kabat's Frontier Ace...	https://app02....			20000 · Accou...	35.30		-55,280.56
Bill Pmt -Check	02/06/2025	Bill.com	Kabat's Frontier Ace...	https://app02....			20000 · Accou...	14.72		-55,295.28
Bill Pmt -Check	02/06/2025	Bill.com	O'Reilly Automotive ...	https://app02....			20000 · Accou...	74.07		-55,369.35
Bill Pmt -Check	02/06/2025	Bill.com	O'Reilly Automotive ...	https://app02....			20000 · Accou...	109.30		-55,478.65
Bill Pmt -Check	02/06/2025	Bill.com	Rite-A-Way Garage ...	https://app02....			20000 · Accou...	3,792.52		-59,271.17
Bill Pmt -Check	02/06/2025	Bill.com	Southwest Gas Cor...	https://app02....			20000 · Accou...	175.53		-59,446.70
Bill Pmt -Check	02/06/2025	Bill.com	Robert Horne Ford	https://app02....			20000 · Accou...	407.05		-59,853.75
Bill Pmt -Check	02/06/2025	Bill.com	Hafer A/C & Refridg...	https://app02....			20000 · Accou...	457.70		-60,311.45
Bill Pmt -Check	02/06/2025	Bill.com	7710 Insurance Co, ...	https://app02....			20000 · Accou...	36,186.23		-96,497.68
Bill Pmt -Check	02/06/2025	Bill.com	United Fire Equipm...	https://app02....			20000 · Accou...	293.98		-96,791.66
Bill Pmt -Check	02/06/2025	Bill.com	Hafer A/C & Refridg...	https://app02....			20000 · Accou...	431.76		-97,223.42
Bill Pmt -Check	02/06/2025	Bill.com	Dynamic Duo Janito...	https://app02....			20000 · Accou...	280.00		-97,503.42
Bill Pmt -Check	02/06/2025	Bill.com	Rite-A-Way Garage ...	https://app02....			20000 · Accou...	1,036.16		-98,539.58
Bill Pmt -Check	02/06/2025	Bill.com	O'Reilly Automotive ...	https://app02....			20000 · Accou...	52.08		-98,591.66

Superstition Fire & Medical District Transaction Detail by Account February 2025

Type	Date	Num	Name	Memo	Class	Clr	Split	Debit	Credit	Balance
Bill Pmt -Check	02/06/2025	Bill.com	Boyetts Family Wat...	https://app02....			20000 · Accou...		64.02	-98,655.68
Bill Pmt -Check	02/06/2025	Bill.com	O'Reilly Automotive ...	https://app02....			20000 · Accou...		64.48	-98,720.16
Bill Pmt -Check	02/06/2025	Bill.com	Hughes Fire Equip...	https://app02....			20000 · Accou...		428.95	-99,149.11
Bill Pmt -Check	02/06/2025	Bill.com	O'Reilly Automotive ...	https://app02....			20000 · Accou...		80.71	-99,229.82
Bill Pmt -Check	02/06/2025	Bill.com	Mediacom	https://app02....			20000 · Accou...		5,949.04	-105,178.86
Bill Pmt -Check	02/06/2025	Bill.com	Freightliner Of Arizo...	https://app02....			20000 · Accou...		609.05	-105,787.91
Bill Pmt -Check	02/06/2025	Bill.com	United Fire Equipm...	https://app02....			20000 · Accou...		105.83	-105,893.74
Bill Pmt -Check	02/06/2025	Bill.com	Rite-A-Way Garage ...	https://app02....			20000 · Accou...		1,036.16	-106,929.90
Bill Pmt -Check	02/06/2025	Bill.com	Boyetts Family Wat...	https://app02....			20000 · Accou...		98.19	-107,028.09
Bill Pmt -Check	02/06/2025	Bill.com	Donnoe & Associate...	https://app02....			20000 · Accou...		400.00	-107,428.09
Bill Pmt -Check	02/06/2025	Bill.com	O'Reilly Automotive ...	https://app02....			20000 · Accou...		36.85	-107,464.94
Bill Pmt -Check	02/06/2025	Bill.com	Support Payment Cl...	https://app02....			20000 · Accou...		1,224.43	-108,689.37
Bill Pmt -Check	02/06/2025	Bill.com	Rite-A-Way Garage ...	https://app02....			20000 · Accou...		1,036.16	-109,725.53
Bill Pmt -Check	02/06/2025	Bill.com	ADR Hardware, LLC	https://app02....			20000 · Accou...		21.24	-109,746.77
Bill Pmt -Check	02/06/2025	Bill.com	Kabat's Frontier Ace...	https://app02....			20000 · Accou...		7.21	-109,753.98
Bill Pmt -Check	02/06/2025	Bill.com	Southwest Gas Cor...	https://app02....			20000 · Accou...		56.77	-109,810.75
Bill Pmt -Check	02/06/2025	Bill.com	Rite-A-Way Garage ...	https://app02....			20000 · Accou...		1,036.16	-110,846.91
Bill Pmt -Check	02/06/2025	Bill.com	Pitney Bowes Inc	https://app02....			20000 · Accou...		99.60	-110,946.51
Bill Pmt -Check	02/06/2025	Bill.com	Wex Bank, Inc.	https://app02....			20000 · Accou...		2,857.53	-113,804.04
Bill Pmt -Check	02/06/2025	Bill.com	United Fire Equipm...	https://app02....			20000 · Accou...		57.41	-113,861.45
Bill Pmt -Check	02/06/2025	Bill.com	Lauren Daniel	https://app02....			20000 · Accou...		729.00	-114,590.45
Bill Pmt -Check	02/06/2025	Bill.com	Southwest Gas Cor...	https://app02....			20000 · Accou...		1,135.26	-115,725.71
Bill Pmt -Check	02/06/2025	Bill.com	West Direct Oil, LLC	https://app02....			20000 · Accou...		4,018.52	-119,744.23
Bill Pmt -Check	02/06/2025	Bill.com	Boyetts Family Wat...	https://app02....			20000 · Accou...		32.73	-119,776.96
Bill Pmt -Check	02/06/2025	Bill.com	City of Apache Junc...	https://app02....			20000 · Accou...		11,139.13	-130,916.09
Bill Pmt -Check	02/06/2025	Bill.com	Hughes Fire Equip...	https://app02....			20000 · Accou...		1,238.39	-132,154.48
Bill Pmt -Check	02/06/2025	Bill.com	IAFF Health & Well...	https://app02....			20000 · Accou...		160,807.61	-292,962.09
Bill Pmt -Check	02/06/2025	Bill.com	Boyetts Family Wat...	https://app02....			20000 · Accou...		64.02	-293,026.11
Bill Pmt -Check	02/06/2025	Bill.com	Boyetts Family Wat...	https://app02....			20000 · Accou...		65.46	-293,091.57
Bill Pmt -Check	02/06/2025	Bill.com	Boyetts Family Wat...	https://app02....			20000 · Accou...		98.19	-293,189.76
General Journal	02/06/2025	758		BILL 02/06/25...			10150 · Payroll...	293,599.97	410.21	
Bill Pmt -Check	02/06/2025	Bill.com	VA COMMUNITY C...	https://app02....			20000 · Accou...		118.77	291.44
Bill Pmt -Check	02/14/2025	Bill.com	PATRICIA G FORD	https://app02....			20000 · Accou...		30.00	261.44
Bill Pmt -Check	02/14/2025	Bill.com	EMS Technology S...	https://app02....			20000 · Accou...		1,590.00	-1,328.56
Bill Pmt -Check	02/14/2025	Bill.com	Standard Insurance ...	https://app02....			20000 · Accou...		7,538.17	-8,866.73
Bill Pmt -Check	02/14/2025	Bill.com	Sunrise Health	https://app02....			20000 · Accou...		220.00	-9,086.73
Bill Pmt -Check	02/14/2025	Bill.com	Sunrise Health	https://app02....			20000 · Accou...		260.00	-9,346.73
Bill Pmt -Check	02/14/2025	Bill.com	Standard Insurance ...	https://app02....			20000 · Accou...		6,312.07	-15,658.80
Bill Pmt -Check	02/14/2025	Bill.com	Freightliner Of Arizo...	https://app02....			20000 · Accou...		431.18	-16,089.98
Bill Pmt -Check	02/14/2025	Bill.com	Bound Tree Medical...	https://app02....			20000 · Accou...		5,420.18	-21,510.16
Bill Pmt -Check	02/14/2025	Bill.com	AHS Rescue LLC	https://app02....			20000 · Accou...		4,809.90	-26,320.06
Bill Pmt -Check	02/14/2025	Bill.com	BANNER HEALTH ...	https://app02....			20000 · Accou...		338.86	-26,658.92
Bill Pmt -Check	02/14/2025	Bill.com	O'Reilly Automotive ...	https://app02....			20000 · Accou...		58.97	-26,717.89
Bill Pmt -Check	02/14/2025	Bill.com	Sarah Endres	https://app02....			20000 · Accou...		350.00	-27,067.89
Bill Pmt -Check	02/14/2025	Bill.com	Arizona Propane	https://app02....			20000 · Accou...		62.00	-27,129.89
Bill Pmt -Check	02/14/2025	Bill.com	United Fire Equipm...	https://app02....			20000 · Accou...		611.55	-27,741.44
Bill Pmt -Check	02/14/2025	Bill.com	United Fire Equipm...	https://app02....			20000 · Accou...		213.31	-27,954.75
Bill Pmt -Check	02/14/2025	Bill.com	Southwest Ground ...	https://app02....			20000 · Accou...		1,775.00	-29,729.75
Bill Pmt -Check	02/14/2025	Bill.com	CenturyLink	https://app02....			20000 · Accou...		350.94	-30,080.69
Bill Pmt -Check	02/14/2025	Bill.com	Rugged Solutions A...	https://app02....			20000 · Accou...		1,281.70	-31,362.39

Superstition Fire & Medical District Transaction Detail by Account February 2025

Type	Date	Num	Name	Memo	Class	Clr	Split	Debit	Credit	Balance
Bill Pmt -Check	02/14/2025	Bill.com	United Fire Equipm...	https://app02....			20000 · Accou...		195.95	-31,558.34
Bill Pmt -Check	02/14/2025	Bill.com	James Leroy Miller	https://app02....			20000 · Accou...		8.00	-31,566.34
Bill Pmt -Check	02/14/2025	Bill.com	Arizona Propane	https://app02....			20000 · Accou...		62.00	-31,628.34
Bill Pmt -Check	02/14/2025	Bill.com	United Fire Equipm...	https://app02....			20000 · Accou...		18.32	-31,646.66
Bill Pmt -Check	02/14/2025	Bill.com	Waxie Sanitary Sup...	https://app02....			20000 · Accou...		90.02	-31,736.68
Bill Pmt -Check	02/14/2025	Bill.com	Banner Gateway Me...	https://app02....			20000 · Accou...		1.40	-31,738.08
Bill Pmt -Check	02/14/2025	Bill.com	United Fire Equipm...	https://app02....			20000 · Accou...		295.38	-32,033.46
Bill Pmt -Check	02/14/2025	Bill.com	Ron Turley Assoc, I...	https://app02....			20000 · Accou...		4,586.40	-36,619.86
Bill Pmt -Check	02/14/2025	Bill.com	Freightliner Of Arizo...	https://app02....			20000 · Accou...		3,029.09	-39,648.95
Bill Pmt -Check	02/14/2025	Bill.com	Prophet Network Int...	https://app02....			20000 · Accou...		3,412.29	-43,061.24
Bill Pmt -Check	02/14/2025	Bill.com	Banner Desert Medi...	https://app02....			20000 · Accou...		2.80	-43,064.04
Bill Pmt -Check	02/14/2025	Bill.com	Bound Tree Medical...	https://app02....			20000 · Accou...		292.28	-43,356.32
Bill Pmt -Check	02/14/2025	Bill.com	Toshiba America Bu...	https://app02....			20000 · Accou...		83.23	-43,439.55
Bill Pmt -Check	02/14/2025	Bill.com	BANNER HEALTH ...	https://app02....			20000 · Accou...		336.23	-43,775.78
Bill Pmt -Check	02/14/2025	Bill.com	W.W.Williams Phoe...	https://app02....			20000 · Accou...		62.90	-43,838.68
Bill Pmt -Check	02/14/2025	Bill.com	Rite-A-Way Garage ...	https://app02....			20000 · Accou...		229.48	-44,068.16
Bill Pmt -Check	02/14/2025	Bill.com	Toshiba America Bu...	https://app02....			20000 · Accou...		182.23	-44,250.39
Bill Pmt -Check	02/14/2025	Bill.com	Aetna Behavioral H...	https://app02....			20000 · Accou...		1,029.12	-45,279.51
Bill Pmt -Check	02/14/2025	Bill.com	Prudential Overall S...	https://app02....			20000 · Accou...		2,256.30	-47,535.81
Bill Pmt -Check	02/14/2025	Bill.com	United Fire Equipm...	https://app02....			20000 · Accou...		168.58	-47,704.39
Bill Pmt -Check	02/14/2025	Bill.com	Hafer A/C & Refridg...	https://app02....			20000 · Accou...		1,854.86	-49,559.25
Bill Pmt -Check	02/14/2025	Bill.com	Sunrise Health	https://app02....			20000 · Accou...		230.00	-49,789.25
Bill Pmt -Check	02/14/2025	Bill.com	United Fire Equipm...	https://app02....			20000 · Accou...		387.25	-50,176.50
Bill Pmt -Check	02/14/2025	Bill.com	IAFF Health & Well...	https://app02....			20000 · Accou...		151,493.23	-201,669.73
Bill Pmt -Check	02/14/2025	Bill.com	Highground, Inc.	https://app02....			20000 · Accou...		5,000.00	-206,669.73
Bill Pmt -Check	02/14/2025	Bill.com	CHERYL EZZELL	https://app02....			20000 · Accou...		10.00	-206,679.73
Bill Pmt -Check	02/14/2025	Bill.com	Republic Services #...	https://app02....			20000 · Accou...		553.23	-207,232.96
Bill Pmt -Check	02/14/2025	Bill.com	MERCY CARE	https://app02....			20000 · Accou...		1,129.20	-208,362.16
Bill Pmt -Check	02/14/2025	Bill.com	Verizon Wireless Se...	https://app02....			20000 · Accou...		1,898.15	-210,260.31
Bill Pmt -Check	02/14/2025	Bill.com	McCandless Truck ...	https://app02....			20000 · Accou...		211.03	-210,471.34
Bill Pmt -Check	02/14/2025	Bill.com	Hafer A/C & Refridg...	https://app02....			20000 · Accou...		195.00	-210,666.34
Bill Pmt -Check	02/14/2025	Bill.com	Rite-A-Way Garage ...	https://app02....			20000 · Accou...		5,729.16	-216,395.50
Bill Pmt -Check	02/14/2025	Bill.com	CenturyLink	https://app02....			20000 · Accou...		117.84	-216,513.34
Bill Pmt -Check	02/14/2025	Bill.com	Waxie Sanitary Sup...	https://app02....			20000 · Accou...		438.73	-216,952.07
Bill Pmt -Check	02/14/2025	Bill.com	United Fire Equipm...	https://app02....			20000 · Accou...		23.78	-216,975.85
General Journal	02/14/2025	771		BILL 02/14/25...			10150 · Payroll...	217,267.29		291.44
General Journal	02/14/2025	772		BILL 02/14/25...			10150 · Payroll...		265.00	26.44
General Journal	02/14/2025	773		BILL 02/14/25...			10150 · Payroll...		275.00	-248.56
General Journal	02/14/2025	774		BILL 02/14/25...			10150 · Payroll...		122.56	-371.12
Bill Pmt -Check	02/20/2025	Bill.com	Apache Junction W...	https://app02....			20000 · Accou...		62.66	-433.78
Bill Pmt -Check	02/20/2025	Bill.com	Liberty Utilities AZ	https://app02....			20000 · Accou...		67.28	-501.06
Bill Pmt -Check	02/20/2025	Bill.com	Waterous Company	https://app02....			20000 · Accou...		323.29	-824.35
Bill Pmt -Check	02/20/2025	Bill.com	Highground, Inc.	https://app02....			20000 · Accou...		5,000.00	-5,824.35
Bill Pmt -Check	02/20/2025	Bill.com	Southern Tire Mart, ...	https://app02....			20000 · Accou...		1,644.38	-7,468.73
Bill Pmt -Check	02/20/2025	Bill.com	San Tan Auto Partn...	https://app02....			20000 · Accou...		20.24	-7,488.97
Bill Pmt -Check	02/20/2025	Bill.com	Robert Horne Ford	https://app02....			20000 · Accou...		124.81	-7,613.78
Bill Pmt -Check	02/20/2025	Bill.com	Apache Junction Un...	https://app02....			20000 · Accou...		2,756.25	-10,370.03
Bill Pmt -Check	02/20/2025	Bill.com	Fleetpride, Inc	https://app02....			20000 · Accou...		127.22	-10,497.25
Bill Pmt -Check	02/20/2025	Bill.com	Factory Motor Parts	https://app02....			20000 · Accou...		314.04	-10,811.29
Bill Pmt -Check	02/20/2025	Bill.com	Hughes Fire Equip...	https://app02....			20000 · Accou...		15,917.09	-26,728.38

Superstition Fire & Medical District Transaction Detail by Account February 2025

Type	Date	Num	Name	Memo	Class	Clr	Split	Debit	Credit	Balance
Bill Pmt -Check	02/20/2025	Bill.com	Apache Junction W...	https://app02....			20000 · Accou...		65.47	-26,793.85
Bill Pmt -Check	02/20/2025	Bill.com	Waxie Sanitary Sup...	https://app02....			20000 · Accou...		325.01	-27,118.86
Bill Pmt -Check	02/20/2025	Bill.com	Prophet Network Int...	https://app02....			20000 · Accou...		195.48	-27,314.34
Bill Pmt -Check	02/20/2025	Bill.com	City of Mesa	https://app02....			20000 · Accou...		10,400.00	-37,714.34
Bill Pmt -Check	02/20/2025	Bill.com	Robert Horne Ford	https://app02....			20000 · Accou...		259.47	-37,973.81
Bill Pmt -Check	02/20/2025	Bill.com	Hafer A/C & Refridg...	https://app02....			20000 · Accou...		8,020.00	-45,993.81
Bill Pmt -Check	02/20/2025	Bill.com	O'Reilly Automotive ...	https://app02....			20000 · Accou...		58.97	-46,052.78
Bill Pmt -Check	02/20/2025	Bill.com	Mediacom	https://app02....			20000 · Accou...		229.95	-46,282.73
Bill Pmt -Check	02/20/2025	Bill.com	Robert Horne Ford	https://app02....			20000 · Accou...		217.19	-46,499.92
Bill Pmt -Check	02/20/2025	Bill.com	United Fire Equipm...	https://app02....			20000 · Accou...		54.58	-46,554.50
Bill Pmt -Check	02/20/2025	Bill.com	Arizona Water Com...	https://app02....			20000 · Accou...		282.79	-46,837.29
Bill Pmt -Check	02/20/2025	Bill.com	San Tan Auto Partn...	https://app02....			20000 · Accou...		216.07	-47,053.36
Bill Pmt -Check	02/20/2025	Bill.com	Apache Junction W...	https://app02....			20000 · Accou...		302.15	-47,355.51
Bill Pmt -Check	02/20/2025	Bill.com	James Vincent Grou...	https://app02....			20000 · Accou...		7,600.00	-54,955.51
Bill Pmt -Check	02/20/2025	Bill.com	Robert Horne Ford	https://app02....			20000 · Accou...		1,256.61	-56,212.12
Bill Pmt -Check	02/20/2025	Bill.com	W.W.Williams Phoe...	https://app02....			20000 · Accou...		772.02	-56,984.14
Bill Pmt -Check	02/20/2025	Bill.com	relevant Digital Mark...	https://app02....			20000 · Accou...		99.00	-57,083.14
Bill Pmt -Check	02/20/2025	Bill.com	United Fire Equipm...	https://app02....			20000 · Accou...		350.00	-57,433.14
Bill Pmt -Check	02/20/2025	Bill.com	Liberty Utilities AZ	https://app02....			20000 · Accou...		93.84	-57,526.98
Bill Pmt -Check	02/20/2025	Bill.com	Bakertilly	https://app02....			20000 · Accou...		12,500.00	-70,026.98
Bill Pmt -Check	02/20/2025	Bill.com	O'Reilly Automotive ...	https://app02....			20000 · Accou...		131.57	-70,158.55
Bill Pmt -Check	02/20/2025	Bill.com	O'Reilly Automotive ...	https://app02....			20000 · Accou...		41.35	-70,199.90
Bill Pmt -Check	02/20/2025	Bill.com	United Fire Equipm...	https://app02....			20000 · Accou...		51.60	-70,251.50
Bill Pmt -Check	02/20/2025	Bill.com	Arizona PPE Recon...	https://app02....			20000 · Accou...		1,350.00	-71,601.50
Bill Pmt -Check	02/20/2025	Bill.com	Santander Leasing ...	https://app02....			20000 · Accou...		175,147.68	-246,749.18
Bill Pmt -Check	02/20/2025	Bill.com	Southern Tire Mart, ...	https://app02....			20000 · Accou...		3,553.41	-250,302.59
Bill Pmt -Check	02/20/2025	Bill.com	Rite-A-Way Garage ...	https://app02....			20000 · Accou...		1,025.75	-251,328.34
Bill Pmt -Check	02/20/2025	Bill.com	Arizona Water Com...	https://app02....			20000 · Accou...		53.27	-251,381.61
General Journal	02/20/2025	777		BILL 02/20/25...			10150 · Payroll...		686.06	-252,067.67
General Journal	02/20/2025	778		BILL 02/20/25...			10150 · Payroll...		5.19	-252,072.86
General Journal	02/20/2025	779		BILL 02/20/25...			10150 · Payroll...		75.00	-252,147.86
General Journal	02/20/2025	780		BILL 02/20/25...			10150 · Payroll...		117.33	-252,265.19
General Journal	02/20/2025	781		BILL 02/20/25...			10150 · Payroll...	251,275.49		-989.70
Bill Pmt -Check	02/27/2025	Bill.com	United Fire Equipm...	https://app02....			20000 · Accou...		226.12	-1,215.82
Bill Pmt -Check	02/27/2025	Bill.com	Bound Tree Medical...	https://app02....			20000 · Accou...		52.50	-1,268.32
Bill Pmt -Check	02/27/2025	Bill.com	Bound Tree Medical...	https://app02....			20000 · Accou...		438.41	-1,706.73
Bill Pmt -Check	02/27/2025	Bill.com	Arizona Water Com...	https://app02....			20000 · Accou...		109.69	-1,816.42
Bill Pmt -Check	02/27/2025	Bill.com	Under the Shield, Inc.	https://app02....			20000 · Accou...		1,000.00	-2,816.42
Bill Pmt -Check	02/27/2025	Bill.com	Bound Tree Medical...	https://app02....			20000 · Accou...		3,738.42	-6,554.84
Bill Pmt -Check	02/27/2025	Bill.com	Bound Tree Medical...	https://app02....			20000 · Accou...		3,373.92	-9,928.76
Bill Pmt -Check	02/27/2025	Bill.com	Stryker Sales, LLC	https://app02....			20000 · Accou...		536.76	-10,465.52
Bill Pmt -Check	02/27/2025	Bill.com	United Fire Equipm...	https://app02....			20000 · Accou...		397.19	-10,862.71
Bill Pmt -Check	02/27/2025	Bill.com	Stryker Sales, LLC	https://app02....			20000 · Accou...		90.72	-10,953.43
Bill Pmt -Check	02/27/2025	Bill.com	San Tan Auto Partn...	https://app02....			20000 · Accou...		48.48	-11,001.91
Bill Pmt -Check	02/27/2025	Bill.com	Teleflex LLC	https://app02....			20000 · Accou...		2,400.20	-13,402.11
Bill Pmt -Check	02/27/2025	Bill.com	Bound Tree Medical...	https://app02....			20000 · Accou...		6,870.00	-20,272.11
Bill Pmt -Check	02/27/2025	Bill.com	O'Reilly Automotive ...	https://app02....			20000 · Accou...		132.33	-20,404.44
Bill Pmt -Check	02/27/2025	Bill.com	Donnoe & Associate...	https://app02....			20000 · Accou...		2,910.00	-23,314.44
Bill Pmt -Check	02/27/2025	Bill.com	Cummins Sales and...	https://app02....			20000 · Accou...		263.97	-23,578.41
Bill Pmt -Check	02/27/2025	Bill.com	O'Reilly Automotive ...	https://app02....			20000 · Accou...		129.90	-23,708.31

Superstition Fire & Medical District Transaction Detail by Account February 2025

Type	Date	Num	Name	Memo	Class	Clr	Split	Debit	Credit	Balance
Bill Pmt -Check	02/27/2025	Bill.com	San Tan Auto Partn...	https://app02....			20000 · Accou...		530.15	-24,238.46
Bill Pmt -Check	02/27/2025	Bill.com	Arizona Water Com...	https://app02....			20000 · Accou...		53.27	-24,291.73
Bill Pmt -Check	02/27/2025	Bill.com	Arizona Water Com...	https://app02....			20000 · Accou...		84.14	-24,375.87
Bill Pmt -Check	02/27/2025	Bill.com	Stapleton Fab, LLC	https://app02....			20000 · Accou...		3,145.00	-27,520.87
Bill Pmt -Check	02/27/2025	Bill.com	United Fire Equipm...	https://app02....			20000 · Accou...		129.29	-27,650.16
Bill Pmt -Check	02/27/2025	Bill.com	United Fire Equipm...	https://app02....			20000 · Accou...		294.52	-27,944.68
Bill Pmt -Check	02/27/2025	Bill.com	O'Reilly Automotive ...	https://app02....			20000 · Accou...		58.97	-28,003.65
Bill Pmt -Check	02/27/2025	Bill.com	Arizona Water Com...	https://app02....			20000 · Accou...		87.78	-28,091.43
Bill Pmt -Check	02/27/2025	Bill.com	Robert Horne Ford	https://app02....			20000 · Accou...		1,502.09	-29,593.52
Bill Pmt -Check	02/27/2025	Bill.com	AT& T Mobility	https://app02....			20000 · Accou...		2,624.76	-32,218.28
Bill Pmt -Check	02/27/2025	Bill.com	Donnoe & Associate...	https://app02....			20000 · Accou...		660.00	-32,878.28
Bill Pmt -Check	02/27/2025	Bill.com	Arizona Water Com...	https://app02....			20000 · Accou...		39.33	-32,917.61
Bill Pmt -Check	02/27/2025	Bill.com	Arizona Water Com...	https://app02....			20000 · Accou...		51.63	-32,969.24
Bill Pmt -Check	02/27/2025	Bill.com	Arizona Water Com...	https://app02....			20000 · Accou...		51.63	-33,020.87
Bill Pmt -Check	02/27/2025	Bill.com	Delta Dental Insura...	https://app02....			20000 · Accou...		877.92	-33,898.79
Bill Pmt -Check	02/27/2025	Bill.com	United Fire Equipm...	https://app02....			20000 · Accou...		586.13	-34,484.92
Bill Pmt -Check	02/27/2025	Bill.com	AAPAK	https://app02....			20000 · Accou...		627.80	-35,112.72
Bill Pmt -Check	02/27/2025	Bill.com	Prophet Network Int...	https://app02....			20000 · Accou...		4,440.95	-39,553.67
Bill Pmt -Check	02/27/2025	Bill.com	Southern Tire Mart, ...	https://app02....			20000 · Accou...		1,540.52	-41,094.19
Bill Pmt -Check	02/27/2025	Bill.com	United Fire Equipm...	https://app02....			20000 · Accou...		297.90	-41,392.09
Bill Pmt -Check	02/27/2025	Bill.com	Hughes Fire Equip...	https://app02....			20000 · Accou...		1,369.55	-42,761.64
Bill Pmt -Check	02/27/2025	Bill.com	Support Payment Cl...	https://app02....			20000 · Accou...		1,130.28	-43,891.92
Bill Pmt -Check	02/27/2025	Bill.com	Ginco Plumbing LLC	https://app02....			20000 · Accou...		699.54	-44,591.46
Bill Pmt -Check	02/27/2025	Bill.com	Bound Tree Medical...	https://app02....			20000 · Accou...		842.25	-45,433.71
Bill Pmt -Check	02/27/2025	Bill.com	U.S. BANK EQUIP...	https://app02....			20000 · Accou...		261.27	-45,694.98
Bill Pmt -Check	02/27/2025	Bill.com	Southern Tire Mart, ...	https://app02....			20000 · Accou...		3,288.76	-48,983.74
Bill Pmt -Check	02/27/2025	Bill.com	Hughes Fire Equip...	https://app02....			20000 · Accou...		1,404.57	-50,388.31
Bill Pmt -Check	02/27/2025	Bill.com	Arizona Water Com...	https://app02....			20000 · Accou...		127.48	-50,515.79
Bill Pmt -Check	02/27/2025	Bill.com	Arizona Water Com...	https://app02....			20000 · Accou...		297.44	-50,813.23
Bill Pmt -Check	02/27/2025	Bill.com	Stryker Sales, LLC	https://app02....			20000 · Accou...		1,035.72	-51,848.95
Bill Pmt -Check	02/27/2025	Bill.com	Stryker Sales, LLC	https://app02....			20000 · Accou...		792.29	-52,641.24
Bill Pmt -Check	02/27/2025	Bill.com	Bound Tree Medical...	https://app02....			20000 · Accou...		842.46	-53,483.70
Bill Pmt -Check	02/27/2025	Bill.com	San Tan Auto Partn...	https://app02....			20000 · Accou...		449.90	-53,933.60
Bill Pmt -Check	02/27/2025	Bill.com	Delta Dental Insura...	https://app02....			20000 · Accou...		7,277.42	-61,211.02
General Journal	02/27/2025	782		BILL 02/27/25...			10150 · Payroll...	61,104.90		-106.12
Bill Pmt -Check	02/27/2025	Bill.com	JEAN WERTH	https://app02....			20000 · Accou...		117.33	-223.45
Bill Pmt -Check	02/27/2025	Bill.com	PHILLIP MASON/M...	https://app02....			20000 · Accou...		75.00	-298.45
Bill Pmt -Check	02/27/2025	Bill.com	CIGNA (CARE HMO)	https://app02....			20000 · Accou...		329.89	-628.34
Bill Pmt -Check	02/27/2025	Bill.com	CIGNA (CARE HMO)	https://app02....			20000 · Accou...		26.28	-654.62
Bill Pmt -Check	02/27/2025	Bill.com	SHIRLEY HUMPH...	https://app02....			20000 · Accou...		5.19	-659.81
General Journal	02/28/2025	798		to clear bill.co...	150 - Am...		4210 · Ambula...	2,244.41		1,584.60
Total 1072 · Bill.com Money Out Clearing								825,492.06	823,907.46	1,584.60
11000 · Petty Cash - Accounting										
Bill Pmt -Check	02/04/2025		O'Reilly Automotive ...	QuickBooks g...			20000 · Accou...	0.00		0.00
Total 11000 · Petty Cash - Accounting								0.00	0.00	0.00
TOTAL								4,571,526.26	5,612,267.28	-1,040,741.02



Superstition Fire and Medical District

Fiscal Year Begins: Jul-24

Twelve-Month Cash Flow

Superstition Fire and Medical District

	Beginning	Jul-24	Aug-24	Sep-24	Oct-24	Nov-24	Dec-24	Jan-25	Feb-25	Mar-25	Apr-25	May-25	Jun-25	Monthly Average	Overview
Cash Summary															
Cash on Hand (beginning of month)	7,061,671	7,061,671	6,027,046	3,293,510	4,243,543	10,793,264	11,354,659	11,584,069	10,382,320	9,332,624	8,060,361	7,772,088	10,880,087	8,398,770	
Cash Available (on hand + receipts, before cash out)	7,061,671	7,997,029	6,694,122	5,930,931	12,811,019	13,379,521	14,066,252	12,808,941	11,573,425	10,101,463	9,921,915	12,758,286	11,923,172	10,830,506	
Cash Position (end of month)	7,061,671	6,027,046	3,293,510	4,243,543	10,793,264	11,354,659	11,584,069	10,382,320	9,332,524	8,060,361	7,772,088	10,880,087	7,267,717	8,415,941	
Cash Receipts															
Tax Levy Revenue		277,955	76,400	1,720,557	8,026,544	1,567,901	2,223,250	683,474	705,517	324,201	1,398,700	4,535,040	225,271	1,813,734	
Non-Tax Levy Revenue		657,403	590,676	916,864	540,932	521,986	488,342	541,398	485,588	444,637	462,854	451,158	549,562	554,283	
Transfers		0	0	0	0	496,371	0	0	0	0	0	0	268,252	63,719	
Total Cash Receipts		935,358	667,076	2,637,421	8,567,477	2,586,257	2,711,593	1,224,872	1,191,105	768,838	1,861,554	4,986,198	1,043,085	2,431,736	
Cash Paid Out															
Disbursements		1,969,983	2,400,612	1,687,388	2,017,756	2,024,862	2,482,183	2,426,621	2,240,900	2,041,102	2,149,827	1,878,199	3,108,042	2,202,281	
Transfers		0	1,000,000	0	0	0	0	0	0	0	0	0	1,547,413	212,284	
Total Cash Paid Out		1,969,983	3,400,612	1,687,388	2,017,756	2,024,862	2,482,183	2,426,621	2,240,900	2,041,102	2,149,827	1,878,199	4,655,455	2,414,566	
		(Actual)	(Actual)	(Actual)	(Actual)	(Actual)	(Actual)	(Actual)	(Actual)	(Actual)	(Budget)	(Budget)	(Budget)	(Budget)	

*This includes the General Fund, Transport Services Fund and Special Revenue Fund