



Superstition Fire and Medical District

Monthly Financial Report

Monthly Financial Report – January 2025

Attached are the following for your information and review:

1. Balance Sheet as of January 31, 2025.
2. Summary of reconciled cash balances on January 31, 2025.
3. Income Statement of Revenues and Expenditures for January 2025, including budget to actual and year-to-date balances.
4. PPT Graphs
5. January 2025 Disbursements.
6. 12-Month Cash Flow.

Key points:

- Total Revenue for January was \$1,209,649, which was \$275,218 under budget.
 - Tax Levy Revenue for January was \$357,328 under budget driven by timing of collections.
 - Non-Tax Levy Revenue for January was \$548,677, which was \$82,110 over budget.
 - Driven by higher than anticipated Plan Review Fees and Contract Services.
- Total Expenses for January were \$2,529,917, which were \$10,809 under budget.
 - Personnel Expenses were \$65,977 over budget driven higher overtime costs and associated benefit costs.
 - Communications/IT were \$36,550 over budget driven by timing of dispatch costs.
 - Managerial Expenses were \$55,789 under budget driven by timing of the general liability insurance.
 - Vehicles and Equipment were \$36,980 under budget driven by lower PPE, fuel and firefighting equipment costs.
- Total Year-to-Date Revenue is \$18,170,779, which is \$812,320 over budget driven by increase in transport revenue throughout the year.
- Total Year-to-Date Expenses are \$13,726,928 which is under budget by \$1,107,825, primarily driven by lower overtime needs as well as timing of equipment purchases and IT support.
- Total Cash as of January 2025 was \$17,172,529, which is up \$1,730,355 from last year.

Please contact Ben Archer-Clowes for any questions or concerns regarding this report.

Superstition Fire & Medical District
Balance Sheet Prev Year Comparison
As of January 31, 2025

	Jan 31, 25	Jan 31, 24	\$ Change
ASSETS			
Current Assets			
Checking/Savings			
10100 · Fund Cash - General (M&O)	8,978,273.65	7,142,649.82	1,835,623.83
10120 · Ambulance Operating	24,665.09	22,697.60	1,967.49
10130 · Ambulance Payroll	186,167.98	286,054.40	-99,886.42
10140 · Transport Lockbox	294,614.43	91,774.11	202,840.32
10150 · Payroll Account	569,556.12	1,022,161.42	-452,605.30
10200 · Fund Cash - Capital Projects	2,740,126.18	2,799,554.09	-59,427.91
10400 · Special Revenue Fund	328,942.74	108,833.54	220,109.20
10500 · Fund Cash - Bond Proceeds 2006	487,808.63	505,500.86	-17,692.23
10600 · Debt Retirement Interest	15,521.22	23,648.40	-8,127.18
10700 · Contingency Reserve Fund Cash	3,546,852.95	3,434,685.64	112,167.31
1072 · Bill.com Money Out Clearing	0.00	4,514.09	-4,514.09
11000 · Petty Cash - Accounting	0.00	100.00	-100.00
Total Checking/Savings	17,172,528.99	15,442,173.97	1,730,355.02
Accounts Receivable			
13000 · Accounts Receivable	1,141,612.00	322,307.05	819,304.95
Total Accounts Receivable	1,141,612.00	322,307.05	819,304.95
Other Current Assets			
12001 · Undeposited Funds	10.00	0.00	10.00
15000 · Due From other funds	0.00	344,802.00	-344,802.00
Total Other Current Assets	10.00	344,802.00	-344,792.00
Total Current Assets	18,314,150.99	16,109,283.02	2,204,867.97
Fixed Assets			
17001 · Vehicles	4,967,341.00	4,967,341.00	0.00
17010 · Machinery and Equipment	1,070,536.00	1,070,536.00	0.00
17020 · Land	1,241,806.00	1,241,806.00	0.00
17030 · Building and Improvements	3,469,711.00	3,469,711.00	0.00
17040 · Leasehold Improvements	88,209.00	88,209.00	0.00
Total Fixed Assets	10,837,603.00	10,837,603.00	0.00
Other Assets			
16000 · Prepaid Items	166,330.87	-0.57	166,331.44
17050 · Investment in Joint Venture	158,227.00	158,227.00	0.00
18000 · ASRS OPEB Asset	73,007.00	73,007.00	0.00
18005 · PSPRS OPEB Asset	6,639.00	6,639.00	0.00
18010 · Deferred Outflows PSPRS	633,397.00	633,397.00	0.00
18015 · Deferred Outflows ASRS	7,738.00	7,738.00	0.00
19000 · Suspense	-675.24	0.81	-676.05
19001 · Medical Inventory	115,444.00	115,444.00	0.00
Total Other Assets	1,160,107.63	994,452.24	165,655.39
TOTAL ASSETS	<u>30,311,861.62</u>	<u>27,941,338.26</u>	<u>2,370,523.36</u>
LIABILITIES & EQUITY			
Liabilities			
Current Liabilities			
Accounts Payable			
20000 · Accounts Payable	262,643.54	283,650.87	-21,007.33
Total Accounts Payable	262,643.54	283,650.87	-21,007.33
Credit Cards			
21002 · Chase Credit Card	-14,958.91	24,255.17	-39,214.08
Total Credit Cards	-14,958.91	24,255.17	-39,214.08
Other Current Liabilities			

Superstition Fire & Medical District
Balance Sheet Prev Year Comparison
As of January 31, 2025

	Jan 31, 25	Jan 31, 24	\$ Change
21000 · Payroll Liabilities	806,501.70	615,353.56	191,148.14
21100 · Compensated Absences	3,063,026.00	3,063,026.00	0.00
21250 · Sales Tax Payable	123.59	468.74	-345.15
24020 · Accrued Interest Expense	16,346.00	32,301.00	-15,955.00
25000 · Due To other funds	0.00	344,802.00	-344,802.00
26000 · Deferred Revenue	914,538.00	914,538.00	0.00
27000 · Bond Payable	30,537,000.00	31,689,000.00	-1,152,000.00
27005 · Unamortized GADA Bond	73,211.00	73,211.00	0.00
27010 · Ambulance Lease Agreement	169,980.00	334,945.00	-164,965.00
27015 · Capital Lease Agreements	918,596.00	1,032,319.00	-113,723.00
29000 · Deferred Inflows PSPRS	180,362.00	180,362.00	0.00
29010 · Deferred Inflows ASRS	46,105.00	46,105.00	0.00
29020 · Net Pension Liability PSPRS	3,038,177.00	3,038,177.00	0.00
Total Other Current Liabilities	39,763,966.29	41,364,608.30	-1,600,642.01
Total Current Liabilities	40,011,650.92	41,672,514.34	-1,660,863.42
Total Liabilities	40,011,650.92	41,672,514.34	-1,660,863.42
Equity			
31000 · Fund Balance	-17,113,564.00	-17,113,564.00	0.00
32000 · Retained Earnings	3,043,898.74	53,593.91	2,990,304.83
Net Income	4,369,875.96	3,328,794.01	1,041,081.95
Total Equity	-9,699,789.30	-13,731,176.08	4,031,386.78
TOTAL LIABILITIES & EQUITY	30,311,861.62	27,941,338.26	2,370,523.36

Superstition Fire and Medical District
Reconciliation Summary
Period Ending 01/31/2025

	General Fund	Ambulance	Capital Projects	Special Revenue	Bond Proceeds
	1/31/2025	Operating	1/31/2025	Fund	1/31/2025
	1/31/2025	1/31/2025	1/31/2025	1/31/2025	1/31/2025
Beginning Balance	9,390,252.12	26,989.74	2,731,479.67	323,956.86	467,774.95
Cleared Transactions					
Checks and Payments	(1,150,050.00)	-	-	-	-
Deposits and Credits	738,798.00	383.29	8,646.51	4,985.88	20,033.68
Total Cleared Transactions	<u>(411,252.00)</u>	<u>383.29</u>	<u>8,646.51</u>	<u>4,985.88</u>	<u>20,033.68</u>
Cleared Balance	<u>8,979,000.12</u>	<u>27,373.03</u>	<u>2,740,126.18</u>	<u>328,942.74</u>	<u>487,808.63</u>
Uncleared Transactions					
Checks and Payments	(26,616.10)	(2,707.94)	-	-	-
Deposits and Credits	25,889.63	-	-	-	-
Total Uncleared Transactions	<u>(726.47)</u>	<u>(2,707.94)</u>	<u>-</u>	<u>-</u>	<u>-</u>
Register Balance as of 01/31/2025	<u>8,978,273.65</u>	<u>24,665.09</u>	<u>2,740,126.18</u>	<u>328,942.74</u>	<u>487,808.63</u>
	Debt Retirement	Contingency	Transport	Ground	Payroll Account
	Interest	Reserve Fund	Lockbox	Transportaion	1/31/2025
	1/31/2025	1/31/2025	1/31/2025	1/31/2025	1/31/2025
Beginning Balance	13,799.16	3,536,287.13	157,311.08	321,096.81	1,393,686.04
Cleared Transactions					
Checks and Payments	-	-	-	(451,600.47)	(2,424,870.13)
Deposits and Credits	1,722.06	10,565.82	102,188.43	310,924.33	1,600,740.21
Total Cleared Transactions	<u>1,722.06</u>	<u>10,565.82</u>	<u>102,188.43</u>	<u>(140,676.14)</u>	<u>(824,129.92)</u>
	<u>15,521.22</u>	<u>3,546,852.95</u>	<u>259,499.51</u>	<u>180,420.67</u>	<u>569,556.12</u>
Uncleared Transactions					
Checks and Payments	-	-	-	-	-
Deposits and Credits	-	-	35,114.92	5,747.31	-
Total Uncleared Transactions	<u>-</u>	<u>-</u>	<u>35,114.92</u>	<u>5,747.31</u>	<u>-</u>
Register Balance as of 01/31/2025	<u>15,521.22</u>	<u>3,546,852.95</u>	<u>294,614.43</u>	<u>186,167.98</u>	<u>569,556.12</u>

Superstition Fire & Medical District Profit & Loss Budget Performance January 2025

	Jan 25	Budget	\$ Over Budget	Jul '24 - Jan 25	YTD Budget	\$ Over Budget	Annual Budget
Ordinary Income/Expense							
Income							
4000 · Tax Levy Revenue	660,972.05	1,018,300.00	-357,327.95	14,239,010.45	14,319,800.00	-80,789.55	21,764,811.00
4200 · Non-Tax Levy Revenue	548,677.23	466,567.00	82,110.23	3,931,768.59	3,119,449.00	812,319.59	5,443,789.00
Total Income	1,209,649.28	1,484,867.00	-275,217.72	18,170,779.04	17,439,249.00	731,530.04	27,208,600.00
Gross Profit	1,209,649.28	1,484,867.00	-275,217.72	18,170,779.04	17,439,249.00	731,530.04	27,208,600.00
Expense							
5000 · Personnel Expenses	2,200,715.67	2,134,739.00	65,976.67	11,720,162.94	12,252,287.50	-532,124.56	21,133,207.00
6100 · Building and Land	45,603.43	44,890.00	713.43	338,307.12	318,760.00	19,547.12	541,309.00
6200 · Vehicles & Equipment	88,692.48	125,672.00	-36,979.52	715,491.65	879,704.00	-164,212.35	1,507,332.00
6300 · Communication/IT	129,136.98	92,587.00	36,549.98	453,927.92	648,109.00	-194,181.08	1,111,498.00
6400 · Travel & Training	4,351.20	25,631.00	-21,279.80	84,510.83	176,667.00	-92,156.17	303,569.00
7100 · Managerial Expense	61,417.71	117,207.00	-55,789.29	414,527.48	559,225.00	-144,697.52	855,882.00
Total Expense	2,529,917.47	2,540,726.00	-10,808.53	13,726,927.94	14,834,752.50	-1,107,824.56	25,452,797.00
Net Ordinary Income	-1,320,268.19	-1,055,859.00	-264,409.19	4,443,851.10	2,604,496.50	1,839,354.60	1,755,803.00
Other Income/Expense							
Other Income							
9001 · Transfers In from Other Funds	0.00	0.00	0.00	0.00	0.00	0.00	268,252.00
Total Other Income	0.00	0.00	0.00	0.00	0.00	0.00	268,252.00
Other Expense							
8500 · Debt Payments	0.00	0.00	0.00	0.00	0.00	0.00	175,148.00
9501 · Transfers Out to other Funds	0.00	0.00	0.00	1,000,000.00	0.00	1,000,000.00	1,547,413.00
Total Other Expense	0.00	0.00	0.00	1,000,000.00	0.00	1,000,000.00	1,722,561.00
Net Other Income	0.00	0.00	0.00	-1,000,000.00	0.00	-1,000,000.00	-1,454,309.00
Net Income	-1,320,268.19	-1,055,859.00	-264,409.19	3,443,851.10	2,604,496.50	839,354.60	301,494.00

Superstition Fire & Medical District
Profit & Loss Budget Performance - General Fund
January 2025

	Jan 25	Budget	\$ Over Budget	Jul '24 - Jan 25	YTD Budget	\$ Over Budget	Annual Budget
Ordinary Income/Expense							
Income							
4000 · Tax Levy Revenue	660,972.05	1,018,300.00	-357,327.95	14,239,010.45	14,319,800.00	-80,789.55	21,764,811.00
4200 · Non-Tax Levy Revenue	143,183.94	8,800.00	134,383.94	829,471.47	356,600.00	472,871.47	707,897.00
Total Income	804,155.99	1,027,100.00	-222,944.01	15,068,481.92	14,676,400.00	392,081.92	22,472,708.00
Gross Profit	804,155.99	1,027,100.00	-222,944.01	15,068,481.92	14,676,400.00	392,081.92	22,472,708.00
Expense							
5000 · Personnel Expenses	1,829,897.48	1,802,082.00	27,815.48	9,966,473.66	10,427,378.50	-460,904.84	18,144,318.00
6100 · Building and Land	32,926.21	33,850.00	-923.79	238,749.19	240,480.00	-1,730.81	407,829.00
6200 · Vehicles & Equipment	43,193.63	81,664.00	-38,470.37	368,072.27	571,648.00	-203,575.73	979,247.00
6300 · Communication/IT	63,712.20	56,103.00	7,609.20	241,523.70	392,721.00	-151,197.30	673,699.00
6400 · Travel & Training	3,346.50	23,724.00	-20,377.50	71,342.41	163,568.00	-92,225.59	281,169.00
7100 · Managerial Expense	25,452.70	78,240.00	-52,787.30	211,543.51	335,680.00	-124,136.49	486,727.00
Total Expense	1,998,528.72	2,075,663.00	-77,134.28	11,097,704.74	12,131,475.50	-1,033,770.76	20,972,989.00
Net Ordinary Income	-1,194,372.73	-1,048,563.00	-145,809.73	3,970,777.18	2,544,924.50	1,425,852.68	1,499,719.00
Other Income/Expense							
Other Income							
9001 · Transfers In from Other Funds	0.00	0.00	0.00	0.00	0.00	0.00	268,252.00
Total Other Income	0.00	0.00	0.00	0.00	0.00	0.00	268,252.00
Other Expense							
9501 · Transfers Out to other Funds	0.00	0.00	0.00	1,000,000.00	0.00	1,000,000.00	1,547,413.00
Total Other Expense	0.00	0.00	0.00	1,000,000.00	0.00	1,000,000.00	1,547,413.00
Net Other Income	0.00	0.00	0.00	-1,000,000.00	0.00	-1,000,000.00	-1,279,161.00
Net Income	<u>-1,194,372.73</u>	<u>-1,048,563.00</u>	<u>-145,809.73</u>	<u>2,970,777.18</u>	<u>2,544,924.50</u>	<u>425,852.68</u>	<u>220,558.00</u>

Superstition Fire & Medical District
Profit & Loss Budget Performance - Transport Services Fund
January 2025

	Jan 25	Budget	\$ Over Budget	Jul '24 - Jan 25	YTD Budget	\$ Over Budget	Annual Budget
Ordinary Income/Expense							
Income							
4200 · Non-Tax Levy Revenue	405,493.29	457,767.00	-52,273.71	3,102,297.12	2,762,849.00	339,448.12	4,735,892.00
Total Income	405,493.29	457,767.00	-52,273.71	3,102,297.12	2,762,849.00	339,448.12	4,735,892.00
Gross Profit	405,493.29	457,767.00	-52,273.71	3,102,297.12	2,762,849.00	339,448.12	4,735,892.00
Expense							
5000 · Personnel Expenses	370,818.19	332,657.00	38,161.19	1,753,689.28	1,824,909.00	-71,219.72	2,988,889.00
6100 · Building and Land	12,677.22	11,040.00	1,637.22	99,557.93	78,280.00	21,277.93	133,480.00
6200 · Vehicles & Equipment	45,498.85	44,008.00	1,490.85	347,419.38	308,056.00	39,363.38	528,085.00
6300 · Communication/IT	65,424.78	36,484.00	28,940.78	212,404.22	255,388.00	-42,983.78	437,799.00
6400 · Travel & Training	1,004.70	1,907.00	-902.30	13,168.42	13,099.00	69.42	22,400.00
7100 · Managerial Expense	35,965.01	38,967.00	-3,001.99	202,983.97	223,545.00	-20,561.03	369,155.00
Total Expense	531,388.75	465,063.00	66,325.75	2,629,223.20	2,703,277.00	-74,053.80	4,479,808.00
Net Ordinary Income	-125,895.46	-7,296.00	-118,599.46	473,073.92	59,572.00	413,501.92	256,084.00
Other Income/Expense							
Other Expense							
8500 · Debt Payments	0.00	0.00	0.00	0.00	0.00	0.00	175,148.00
Total Other Expense	0.00	0.00	0.00	0.00	0.00	0.00	175,148.00
Net Other Income	0.00	0.00	0.00	0.00	0.00	0.00	-175,148.00
Net Income	-125,895.46	-7,296.00	-118,599.46	473,073.92	59,572.00	413,501.92	80,936.00

Superstition Fire & Medical District Profit & Loss Budget Performance - Capital Fund January 2025

	Jan 25	Budget	\$ Over Budget	Jul '24 - Jan 25	YTD Budget	\$ Over Budget	Annual Budget
Ordinary Income/Expense							
Income							
4200 · Non-Tax Levy Revenue	8,646.51	3,750.00	4,896.51	53,185.14	26,250.00	26,935.14	45,000.00
Total Income	8,646.51	3,750.00	4,896.51	53,185.14	26,250.00	26,935.14	45,000.00
Gross Profit	8,646.51	3,750.00	4,896.51	53,185.14	26,250.00	26,935.14	45,000.00
Expense							
7100 · Managerial Expense	0.00	0.00	0.00	0.00	0.00	0.00	33,985.00
Total Expense	0.00	0.00	0.00	0.00	0.00	0.00	33,985.00
Net Ordinary Income	8,646.51	3,750.00	4,896.51	53,185.14	26,250.00	26,935.14	11,015.00
Other Income/Expense							
Other Income							
9001 · Transfers In from Other Funds	0.00	0.00	0.00	1,000,000.00	0.00	1,000,000.00	1,500,000.00
Total Other Income	0.00	0.00	0.00	1,000,000.00	0.00	1,000,000.00	1,500,000.00
Other Expense							
8100 · Capital Outlay	5,179.31			606,170.53	0.00	606,170.53	0.00
8500 · Debt Payments	0.00	0.00	0.00	0.00	0.00	0.00	236,530.00
Total Other Expense	5,179.31	0.00	5,179.31	606,170.53	0.00	606,170.53	236,530.00
Net Other Income	-5,179.31	0.00	-5,179.31	393,829.47	0.00	393,829.47	1,263,470.00
Net Income	<u>3,467.20</u>	<u>3,750.00</u>	<u>-282.80</u>	<u>447,014.61</u>	<u>26,250.00</u>	<u>420,764.61</u>	<u>1,274,485.00</u>

Superstition Fire & Medical District
Profit & Loss Budget Performance - Debt Service Fund
January 2025

	Jan 25	Budget	\$ Over Budget	Jul '24 - Jan 25	YTD Budget	\$ Over Budget	Annual Budget
Ordinary Income/Expense							
Income							
4000 · Tax Levy Revenue	20,667.62	31,200.00	-10,532.38	434,473.31	430,800.00	3,673.31	662,177.00
4200 · Non-Tax Levy Revenue	1,088.12	650.00	438.12	6,280.43	4,550.00	1,730.43	8,000.00
Total Income	21,755.74	31,850.00	-10,094.26	440,753.74	435,350.00	5,403.74	670,177.00
Gross Profit	21,755.74	31,850.00	-10,094.26	440,753.74	435,350.00	5,403.74	670,177.00
Expense							
7100 · Managerial Expense	0.00	0.00	0.00	27,974.55	27,974.00	0.55	55,949.00
Total Expense	0.00	0.00	0.00	27,974.55	27,974.00	0.55	55,949.00
Net Ordinary Income	21,755.74	31,850.00	-10,094.26	412,779.19	407,376.00	5,403.19	614,228.00
Other Income/Expense							
Other Income							
9001 · Transfers In from Other Funds	0.00	0.00	0.00	0.00	0.00	0.00	47,413.00
Total Other Income	0.00	0.00	0.00	0.00	0.00	0.00	47,413.00
Other Expense							
8500 · Debt Payments	0.00	0.00	0.00	0.00	0.00	0.00	639,000.00
Total Other Expense	0.00	0.00	0.00	0.00	0.00	0.00	639,000.00
Net Other Income	0.00	0.00	0.00	0.00	0.00	0.00	-591,587.00
Net Income	21,755.74	31,850.00	-10,094.26	412,779.19	407,376.00	5,403.19	22,641.00

6:05 AM

02/13/25

Accrual Basis

Superstition Fire & Medical District
Profit & Loss Budget Performance - COP Reserve Fund
January 2025

	<u>Jan 25</u>	<u>Budget</u>	<u>\$ Over Budget</u>	<u>Jul '24 - Jan 25</u>	<u>YTD Budget</u>	<u>\$ Over Budget</u>	<u>Annual Budget</u>
Ordinary Income/Expense							
Income							
4200 · Non-Tax Levy Revenue	10,565.82	4,500.00	6,065.82	65,623.75	31,500.00	34,123.75	55,000.00
Total Income	10,565.82	4,500.00	6,065.82	65,623.75	31,500.00	34,123.75	55,000.00
Gross Profit	10,565.82	4,500.00	6,065.82	65,623.75	31,500.00	34,123.75	55,000.00
Net Ordinary Income	10,565.82	4,500.00	6,065.82	65,623.75	31,500.00	34,123.75	55,000.00
Other Income/Expense							
Other Expense							
9501 · Transfers Out to other Funds	0.00	0.00	0.00	0.00	0.00	0.00	268,252.00
Total Other Expense	0.00	0.00	0.00	0.00	0.00	0.00	268,252.00
Net Other Income	0.00	0.00	0.00	0.00	0.00	0.00	-268,252.00
Net Income	<u>10,565.82</u>	<u>4,500.00</u>	<u>6,065.82</u>	<u>65,623.75</u>	<u>31,500.00</u>	<u>34,123.75</u>	<u>-213,252.00</u>



Financial Report January 2025

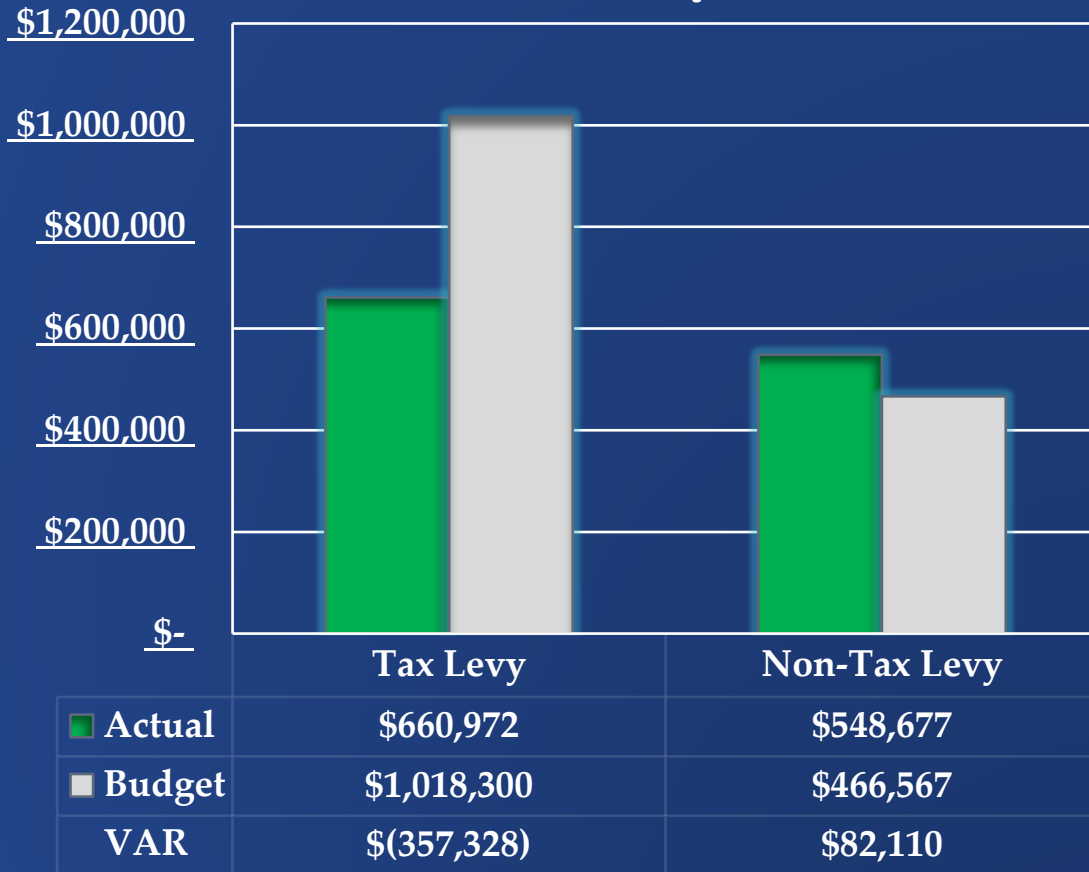


JAMES VINCENT GROUP
ACCOUNTING & CONSULTING

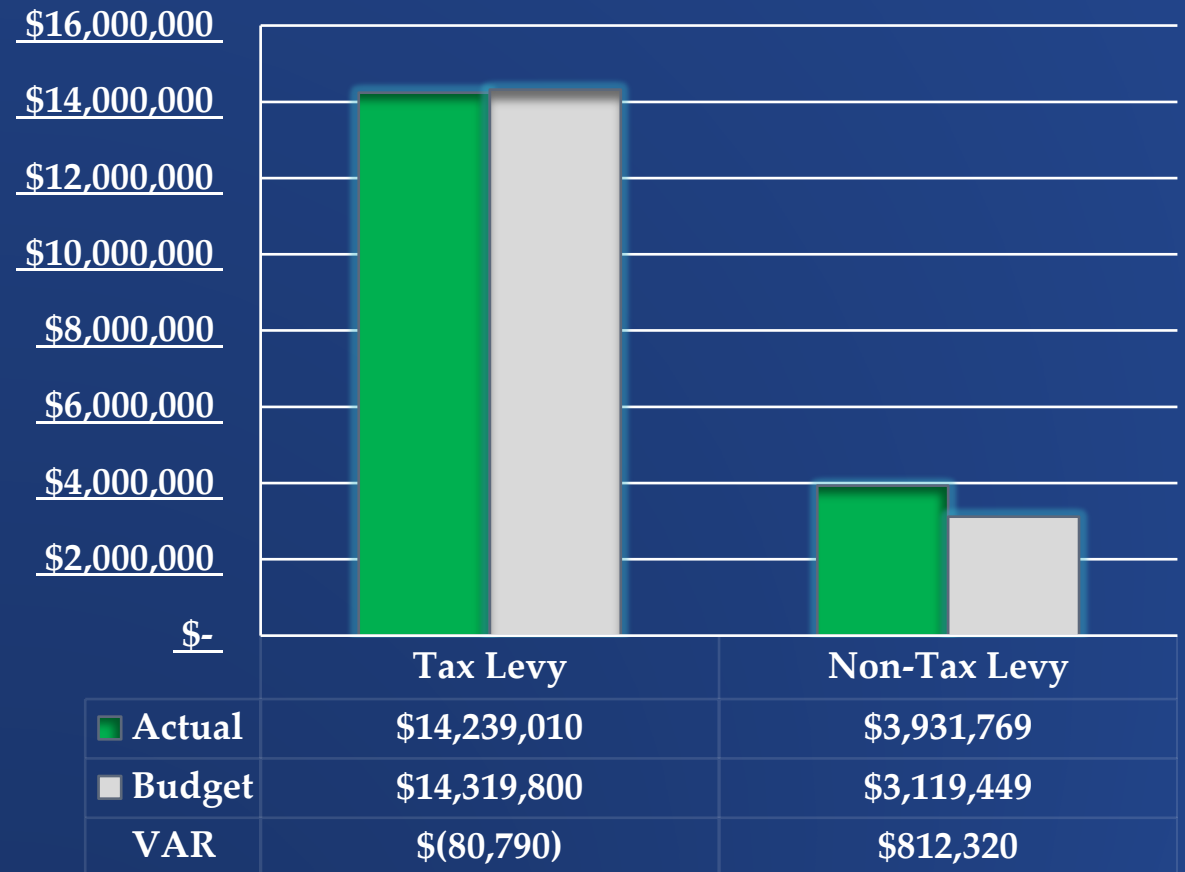


Revenue Actuals vs. Budget

January



YTD






January 2024 Actuals vs. Budget

Expenditures

\$2,500,000
 \$2,000,000
 \$1,500,000
 \$1,000,000
 \$500,000
 \$-



	Personnel	Building & Land	Vehicles & Equipment	Communication/IT	Travel & Training	Managerial Expenses
Actual	\$2,200,716	\$45,603	\$88,692	\$129,137	\$4,351	\$61,418
Budget	\$2,134,739	\$44,890	\$125,672	\$92,587	\$25,631	\$117,207
VAR	\$65,977	\$713	\$(36,980)	\$36,550	\$(21,280)	\$(55,789)

*This includes the General, Transport Services and Special Revenue Funds



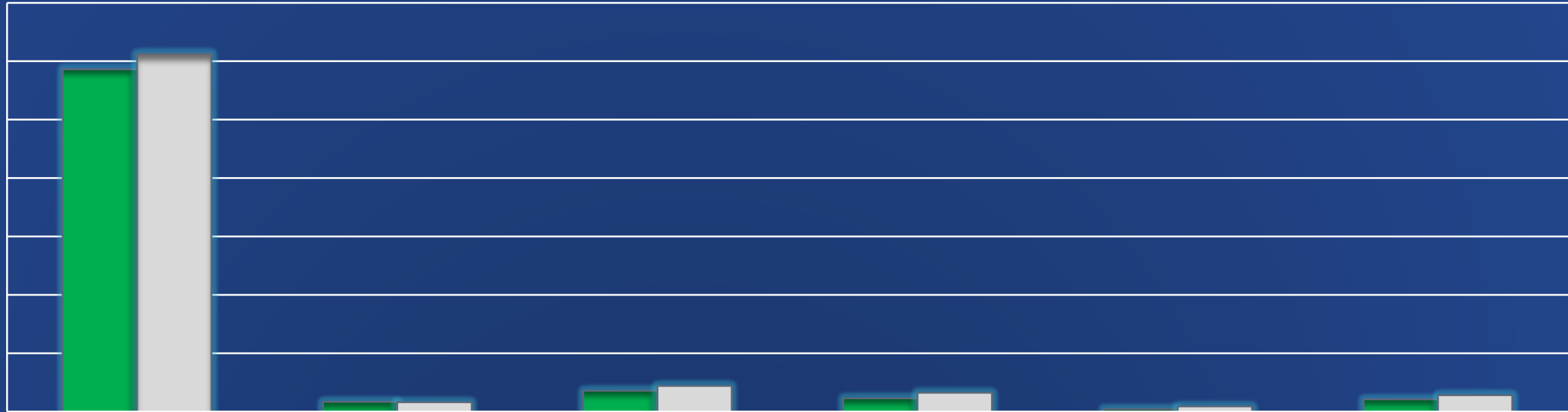
YTD Actuals vs. Budget

JVG

JAMES VINCENT GROUP
ACCOUNTING & CONSULTING

Expenditures

\$14,000,000
\$12,000,000
\$10,000,000
\$8,000,000
\$6,000,000
\$4,000,000
\$2,000,000
\$-



	Personnel	Building & Land	Vehicles & Equipment	Communication/IT	Travel & Training	Managerial Expenses
Actual	\$11,720,163	\$338,307	\$715,492	\$453,928	\$84,511	\$414,527
Budget	\$12,252,288	\$318,760	\$879,704	\$648,109	\$176,667	\$559,225
VAR	\$(532,125)	\$19,547	\$(164,212)	\$(194,181)	\$(92,156)	\$(144,698)

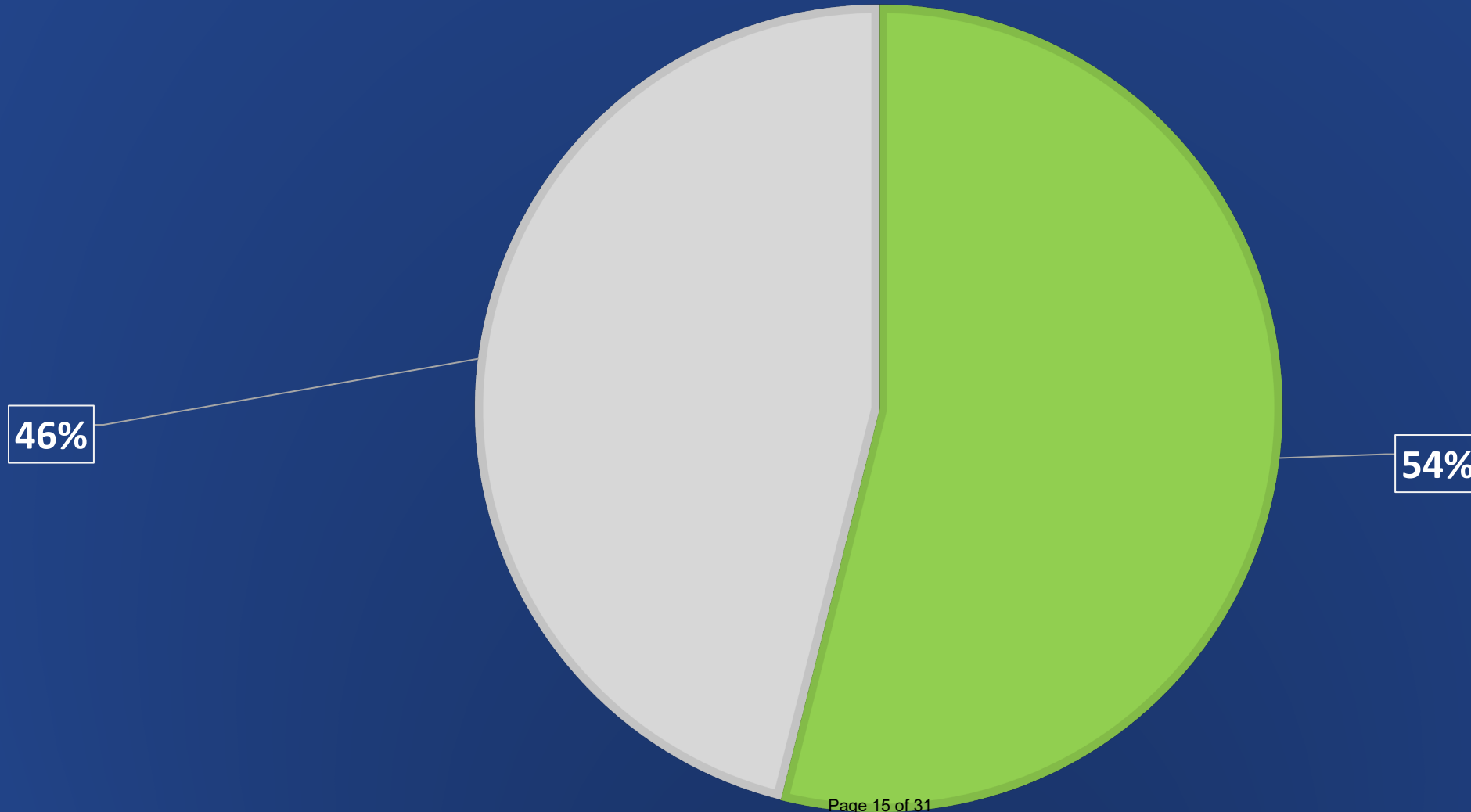
*This includes the General, Transport Services and Special Revenue Funds



YTD Expenses as a Percentage of Budget

■ Actual YTD ■ Budget Remaining

January 2025 Targeted % - 58%



**This includes the General, Transport Services and Special Revenue Funds*

Superstition Fire & Medical District Transaction Detail by Account January 2025

Type	Date	Num	Name	Memo	Class	Clr	Split	Debit	Credit	Balance
10100 · Fund Cash - General (M&O)										
Deposit	01/09/2025			Deposit		X	-SPLIT-	29,454.61		29,454.61
Transfer	01/09/2025			Funds Transfer		X	10150 · Payroll...		400,000.00	-370,545.39
Check	01/09/2025	EFT		Wire Fees		X	7109 · Bank F...		20.00	-370,565.39
Check	01/09/2025	EFT		Wire Fees		X	7109 · Bank F...		5.00	-370,570.39
Deposit	01/22/2025			Deposit			11000 · Petty ...	100.00		-370,470.39
Deposit	01/22/2025			Deposit			-SPLIT-	520.00		-369,950.39
Deposit	01/22/2025			Deposit		X	-SPLIT-	620.00		-369,330.39
Transfer	01/23/2025			Funds Transfer		X	10150 · Payroll...		750,000.00	-1,119,330.39
Check	01/23/2025	EFT		Wire Fees		X	7109 · Bank F...		20.00	-1,119,350.39
Check	01/23/2025	EFT		Wire Fees		X	7109 · Bank F...		5.00	-1,119,355.39
Deposit	01/29/2025			Deposit			-SPLIT-	25,249.63		-1,094,105.76
Deposit	01/29/2025			Deposit			12001 · Undep...	20.00		-1,094,085.76
Deposit	01/29/2025			Deposit		X	-SPLIT-	25,249.63		-1,068,836.13
General Journal	01/31/2025	759		To Record Pr...		X	4010 · Propert...	683,473.76		-385,362.37
Total 10100 · Fund Cash - General (M&O)								764,687.63	1,150,050.00	-385,362.37
10120 · Ambulance Operating										
Deposit	01/22/2025			Deposit		X	-SPLIT-	303.00		303.00
General Journal	01/31/2025	761		To Record Int...		X	4250 · Interest...	80.29		383.29
Total 10120 · Ambulance Operating								383.29	0.00	383.29
10130 · Ambulance Payroll										
Deposit	01/01/2025			Deposit			-SPLIT-	2,107.31		2,107.31
Deposit	01/01/2025			Deposit			-SPLIT-	2,850.00		4,957.31
Deposit	01/01/2025			Deposit			-SPLIT-	790.00		5,747.31
Deposit	01/02/2025		36 Treas			X	4210010 · 10 ...	3,568.89		9,316.20
Deposit	01/02/2025		36 Treas			X	4210010 · 10 ...	109.47		9,425.67
Deposit	01/02/2025		AETNA			X	4210010 · 10 ...	905.25		10,330.92
Deposit	01/02/2025		BCBS			X	4210010 · 10 ...	1,530.78		11,861.70
Deposit	01/02/2025		BCBS			X	4210010 · 10 ...	1,942.51		13,804.21
Deposit	01/02/2025		BCBS			X	4210010 · 10 ...	259.23		14,063.44
Deposit	01/02/2025		Centene			X	4210010 · 10 ...	432.63		14,496.07
Deposit	01/02/2025		Centene			X	4210010 · 10 ...	313.72		14,809.79
Deposit	01/02/2025		Devoted Health			X	4210010 · 10 ...	1,409.10		16,218.89
Deposit	01/02/2025		Devoted Health			X	4210010 · 10 ...	361.47		16,580.36
Deposit	01/02/2025		Merchant			X	4210010 · 10 ...	50.00		16,630.36
Deposit	01/02/2025		Merchant			X	4210010 · 10 ...	897.49		17,527.85
Deposit	01/02/2025		UMR			X	4210010 · 10 ...	2,069.10		19,596.95
Deposit	01/02/2025		United Healthcare			X	4210010 · 10 ...	3,127.05		22,724.00
Deposit	01/02/2025		United Healthcare			X	4210010 · 10 ...	1,993.04		24,717.04
Check	01/02/2025	EFT				X	7109 · Bank F...		1,600.47	23,116.57
Deposit	01/02/2025			Deposit		X	4210 · Ambula...	100.00		23,216.57
Deposit	01/03/2025		AETNA			X	4210010 · 10 ...	450.65		23,667.22
Deposit	01/03/2025		Humana			X	4210010 · 10 ...	586.44		24,253.66
Deposit	01/03/2025		Humana			X	4210010 · 10 ...	1,231.50		25,485.16
Deposit	01/03/2025		Humana			X	4210010 · 10 ...	395.63		25,880.79
Deposit	01/03/2025		Humana			X	4210010 · 10 ...	218.75		26,099.54
Deposit	01/03/2025		Merchant			X	4210010 · 10 ...	3,067.22		29,166.76

6:06 AM

02/13/25

Accrual Basis

Superstition Fire & Medical District Transaction Detail by Account January 2025

Type	Date	Num	Name	Memo	Class	Clr	Split	Debit	Credit	Balance
Deposit	01/03/2025		Noridian			X	4210010 · 10 ...	3,310.72		32,477.48
Deposit	01/03/2025		United Healthcare			X	4210010 · 10 ...	1,456.62		33,934.10
Deposit	01/03/2025		United Healthcare			X	4210010 · 10 ...	1,052.48		34,986.58
Deposit	01/03/2025		United Healthcare			X	4210010 · 10 ...	1,908.19		36,894.77
Deposit	01/06/2025		36 Treas			X	4210010 · 10 ...	409.44		37,304.21
Deposit	01/06/2025		AARP Supp			X	4210010 · 10 ...	234.14		37,538.35
Deposit	01/06/2025		AARP Supp			X	4210010 · 10 ...	448.40		37,986.75
Deposit	01/06/2025		AETNA			X	4210010 · 10 ...	192.37		38,179.12
Deposit	01/06/2025		BCBS			X	4210010 · 10 ...	1,718.64		39,897.76
Deposit	01/06/2025		BCBS			X	4210010 · 10 ...	126.10		40,023.86
Deposit	01/06/2025		Merchant			X	4210010 · 10 ...	300.00		40,323.86
Deposit	01/06/2025		Merchant			X	4210010 · 10 ...	396.81		40,720.67
Deposit	01/06/2025		Noridian			X	4210010 · 10 ...	6,379.77		47,100.44
Deposit	01/06/2025		OPTUM			X	4210010 · 10 ...	2,348.74		49,449.18
Deposit	01/06/2025		PCS Gen Trust			X	4210010 · 10 ...	2,424.83		51,874.01
Deposit	01/06/2025		UHC Community			X	4210010 · 10 ...	2,314.82		54,188.83
Deposit	01/06/2025		UHC Community			X	4210010 · 10 ...	4,029.15		58,217.98
Deposit	01/06/2025		UHC Community			X	4210010 · 10 ...	224.31		58,442.29
Deposit	01/06/2025		United Healthcare			X	4210010 · 10 ...	820.58		59,262.87
Deposit	01/06/2025		United Healthcare			X	4210010 · 10 ...	174.38		59,437.25
Deposit	01/07/2025		Ahcccs			X	4210010 · 10 ...	1,295.41		60,732.66
Deposit	01/07/2025		Devoted Health			X	4210010 · 10 ...	231.79		60,964.45
Deposit	01/07/2025		Noridian			X	4210010 · 10 ...	505.52		61,469.97
Deposit	01/08/2025		AARP Supp			X	4210010 · 10 ...	106.07		61,576.04
Deposit	01/08/2025		BCBS			X	4210010 · 10 ...	1,569.11		63,145.15
Deposit	01/08/2025		BCBS			X	4210010 · 10 ...	484.86		63,630.01
Deposit	01/08/2025		Centene			X	4210010 · 10 ...	421.42		64,051.43
Deposit	01/08/2025		Centene			X	4210010 · 10 ...	357.24		64,408.67
Deposit	01/08/2025		Cigna			X	4210010 · 10 ...	1,418.26		65,826.93
Deposit	01/08/2025		Medisun			X	4210010 · 10 ...	543.41		66,370.34
Deposit	01/08/2025		Merchant			X	4210010 · 10 ...	900.00		67,270.34
Deposit	01/08/2025		Noridian			X	4210010 · 10 ...	428.43		67,698.77
Deposit	01/08/2025		Palmetto GBA			X	4210010 · 10 ...	606.17		68,304.94
Deposit	01/08/2025		UHC Community			X	4210010 · 10 ...	1,344.16		69,649.10
Deposit	01/08/2025		UHC Community			X	4210010 · 10 ...	2,875.26		72,524.36
Deposit	01/08/2025		United Healthcare			X	4210010 · 10 ...	863.99		73,388.35
Deposit	01/08/2025		United Healthcare			X	4210010 · 10 ...	1,407.56		74,795.91
Deposit	01/08/2025		United Healthcare			X	4210010 · 10 ...	2,972.05		77,767.96
Deposit	01/08/2025		United Healthcare			X	4210010 · 10 ...	1,586.35		79,354.31
Deposit	01/09/2025		36 Treas			X	4210010 · 10 ...	5,660.09		85,014.40
Deposit	01/09/2025		BCBS			X	4210010 · 10 ...	105.97		85,120.37
Deposit	01/09/2025		Centene			X	4210010 · 10 ...	3,210.69		88,331.06
Deposit	01/09/2025		Merchant			X	4210010 · 10 ...	164.48		88,495.54
Deposit	01/09/2025		United Healthcare			X	4210010 · 10 ...	483.72		88,979.26
Deposit	01/09/2025		United Healthcare			X	4210010 · 10 ...	1,388.67		90,367.93
Deposit	01/09/2025		United Healthcare			X	4210010 · 10 ...	620.76		90,988.69
Transfer	01/09/2025			Funds Transfer		X	10150 · Payroll...		250,000.00	-159,011.31
Deposit	01/09/2025			Deposit		X	4210 · Ambula...	400.00		-158,611.31
Deposit	01/10/2025		AETNA			X	4210010 · 10 ...	1,947.27		-156,664.04
Deposit	01/10/2025		Ahcccs			X	4210010 · 10 ...	354.71		-156,309.33

Superstition Fire & Medical District Transaction Detail by Account January 2025

Type	Date	Num	Name	Memo	Class	Clr	Split	Debit	Credit	Balance
Deposit	01/10/2025		BCBS			X	4210010 · 10 ...	916.60		-155,392.73
Deposit	01/10/2025		Humana			X	4210010 · 10 ...	294.97		-155,097.76
Deposit	01/10/2025		Merchant			X	4210010 · 10 ...	337.00		-154,760.76
Deposit	01/10/2025		Noridian			X	4210010 · 10 ...	1,799.22		-152,961.54
Deposit	01/10/2025		UHC Community			X	4210010 · 10 ...	121.09		-152,840.45
Deposit	01/10/2025		UHC Community			X	4210010 · 10 ...	155.02		-152,685.43
Deposit	01/10/2025		UHC Community			X	4210010 · 10 ...	198.59		-152,486.84
Deposit	01/10/2025		UHC Community			X	4210010 · 10 ...	1,300.71		-151,186.13
Deposit	01/10/2025		United Healthcare			X	4210010 · 10 ...	647.69		-150,538.44
Deposit	01/10/2025			Deposit		X	4300 · Miscella...	1,313.00		-149,225.44
Deposit	01/13/2025		BCBS			X	4210010 · 10 ...	121.27		-149,104.17
Deposit	01/13/2025		Devoted Health			X	4210010 · 10 ...	286.15		-148,818.02
Deposit	01/13/2025		Devoted Health			X	4210010 · 10 ...	533.78		-148,284.24
Deposit	01/13/2025		Merchant			X	4210010 · 10 ...	300.00		-147,984.24
Deposit	01/13/2025		Merchant			X	4210010 · 10 ...	2,949.25		-145,034.99
Deposit	01/13/2025		Merchant			X	4210010 · 10 ...	1,269.00		-143,765.99
Deposit	01/13/2025		Noridian			X	4210010 · 10 ...	8,182.76		-135,583.23
Deposit	01/13/2025		UHC Community			X	4210010 · 10 ...	1,133.21		-134,450.02
Deposit	01/13/2025		United Healthcare			X	4210010 · 10 ...	588.99		-133,861.03
Deposit	01/13/2025			Deposit		X	4210 · Ambula...	307.31		-133,553.72
Deposit	01/14/2025		36 Treas			X	4210010 · 10 ...	290.00		-133,263.72
Deposit	01/14/2025		AARP Supp			X	4210010 · 10 ...	474.18		-132,789.54
Deposit	01/14/2025		AETNA			X	4210010 · 10 ...	380.39		-132,409.15
Deposit	01/14/2025		BCBS			X	4210010 · 10 ...	2,025.43		-130,383.72
Deposit	01/14/2025		Humana			X	4210010 · 10 ...	1,408.10		-128,975.62
Deposit	01/14/2025		Noridian			X	4210010 · 10 ...	231.00		-128,744.62
Deposit	01/14/2025		UHC Community			X	4210010 · 10 ...	1,555.14		-127,189.48
Deposit	01/14/2025		UMR			X	4210010 · 10 ...	1,414.12		-125,775.36
Deposit	01/14/2025		United Healthcare			X	4210010 · 10 ...	849.89		-124,925.47
Deposit	01/14/2025			Deposit		X	4210 · Ambula...	100.00		-124,825.47
Deposit	01/15/2025		36 Treas			X	4210010 · 10 ...	3,785.12		-121,040.35
Deposit	01/15/2025		AETNA			X	4210010 · 10 ...	318.22		-120,722.13
Deposit	01/15/2025		AETNA			X	4210010 · 10 ...	1,167.93		-119,554.20
Deposit	01/15/2025		BCBS			X	4210010 · 10 ...	369.55		-119,184.65
Deposit	01/15/2025		BCBS			X	4210010 · 10 ...	253.20		-118,931.45
Deposit	01/15/2025		Centene			X	4210010 · 10 ...	441.05		-118,490.40
Deposit	01/15/2025		Cigna			X	4210010 · 10 ...	4,011.78		-114,478.62
Deposit	01/15/2025		Marketplace			X	4210010 · 10 ...	2,025.43		-112,453.19
Deposit	01/15/2025		Medisun			X	4210010 · 10 ...	617.91		-111,835.28
Deposit	01/15/2025		Merchant			X	4210010 · 10 ...	50.00		-111,785.28
Deposit	01/15/2025		Noridian			X	4210010 · 10 ...	427.03		-111,358.25
Deposit	01/15/2025		OPTUM			X	4210010 · 10 ...	973.24		-110,385.01
Deposit	01/15/2025		UHC Community			X	4210010 · 10 ...	778.62		-109,606.39
Deposit	01/15/2025		United Healthcare			X	4210010 · 10 ...	577.04		-109,029.35
Deposit	01/15/2025		Wellcare Health			X	4210010 · 10 ...	252.32		-108,777.03
Deposit	01/16/2025		36 Treas			X	4210010 · 10 ...	300.00		-108,477.03
Deposit	01/16/2025		AARP Supp			X	4210010 · 10 ...	136.65		-108,340.38
Deposit	01/16/2025		AETNA			X	4210010 · 10 ...	112.15		-108,228.23
Deposit	01/16/2025		AETNA			X	4210010 · 10 ...	866.72		-107,361.51
Deposit	01/16/2025		BCBS			X	4210010 · 10 ...	1,810.49		-105,551.02

Superstition Fire & Medical District Transaction Detail by Account January 2025

Type	Date	Num	Name	Memo	Class	Clr	Split	Debit	Credit	Balance
Deposit	01/16/2025		BCBS			X	4210010 · 10 ...	1,866.81		-103,684.21
Deposit	01/16/2025		BCBS			X	4210010 · 10 ...	346.19		-103,338.02
Deposit	01/16/2025		Centene			X	4210010 · 10 ...	7,683.10		-95,654.92
Deposit	01/16/2025		Humana			X	4210010 · 10 ...	280.08		-95,374.84
Deposit	01/16/2025		Humana			X	4210010 · 10 ...	545.17		-94,829.67
Deposit	01/16/2025		Merchant			X	4210010 · 10 ...	25.00		-94,804.67
Deposit	01/16/2025		Noridian			X	4210010 · 10 ...	413.58		-94,391.09
Deposit	01/16/2025		United Healthcare			X	4210010 · 10 ...	591.62		-93,799.47
Deposit	01/16/2025		United Healthcare			X	4210010 · 10 ...	872.00		-92,927.47
Deposit	01/16/2025			Deposit		X	4210 · Ambula...	350.00		-92,577.47
Deposit	01/17/2025		AARP Supp			X	4210010 · 10 ...	353.74		-92,223.73
Deposit	01/17/2025		AETNA			X	4210010 · 10 ...	523.87		-91,699.86
Deposit	01/17/2025		AETNA			X	4210010 · 10 ...	564.42		-91,135.44
Deposit	01/17/2025		Ahcccs			X	4210010 · 10 ...	1,179.27		-89,956.17
Deposit	01/17/2025		BCBS			X	4210010 · 10 ...	252.25		-89,703.92
Deposit	01/17/2025		Centene			X	4210010 · 10 ...	1,741.28		-87,962.64
Deposit	01/17/2025		Cigna			X	4210010 · 10 ...	1,491.21		-86,471.43
Deposit	01/17/2025		Devoted Health			X	4210010 · 10 ...	570.57		-85,900.86
Deposit	01/17/2025		HHP Texas			X	4210010 · 10 ...	279.14		-85,621.72
Deposit	01/17/2025		Humana			X	4210010 · 10 ...	3,676.56		-81,945.16
Deposit	01/17/2025		Humana			X	4210010 · 10 ...	1,275.80		-80,669.36
Deposit	01/17/2025		Merchant			X	4210010 · 10 ...	2,685.03		-77,984.33
Deposit	01/17/2025		Noridian			X	4210010 · 10 ...	4,315.62		-73,668.71
Deposit	01/17/2025		UHC Community			X	4210010 · 10 ...	487.41		-73,181.30
Deposit	01/21/2025		AETNA			X	4210010 · 10 ...	262.96		-72,918.34
Deposit	01/21/2025		Centene			X	4210010 · 10 ...	5,045.90		-67,872.44
Deposit	01/21/2025		Devoted Health			X	4210010 · 10 ...	231.26		-67,641.18
Deposit	01/21/2025		Humana			X	4210010 · 10 ...	657.31		-66,983.87
Deposit	01/21/2025		Merchant			X	4210010 · 10 ...	50.00		-66,933.87
Deposit	01/21/2025		Merchant			X	4210010 · 10 ...	35.00		-66,898.87
Deposit	01/21/2025		Merchant			X	4210010 · 10 ...	445.00		-66,453.87
Deposit	01/21/2025		Noridian			X	4210010 · 10 ...	5,588.97		-60,864.90
Deposit	01/21/2025		UHC Community			X	4210010 · 10 ...	2,949.69		-57,915.21
Deposit	01/21/2025		United Healthcare			X	4210010 · 10 ...	9.77		-57,905.44
Deposit	01/22/2025		HNB Echo			X	4210010 · 10 ...	451.38		-57,454.06
Deposit	01/22/2025		Humana			X	4210010 · 10 ...	1,096.28		-56,357.78
Deposit	01/22/2025		Noridian			X	4210010 · 10 ...	1,407.93		-54,949.85
Deposit	01/23/2025		36 Treas			X	4210010 · 10 ...	1,988.30		-52,961.55
Deposit	01/23/2025		AARP Supp			X	4210010 · 10 ...	216.86		-52,744.69
Deposit	01/23/2025		AETNA			X	4210010 · 10 ...	1,034.92		-51,709.77
Deposit	01/23/2025		BCBS			X	4210010 · 10 ...	4,184.40		-47,525.37
Deposit	01/23/2025		BCBS			X	4210010 · 10 ...	4,550.67		-42,974.70
Deposit	01/23/2025		BCBS			X	4210010 · 10 ...	626.03		-42,348.67
Deposit	01/23/2025		Centene			X	4210010 · 10 ...	1,890.04		-40,458.63
Deposit	01/23/2025		Devoted Health			X	4210010 · 10 ...	650.24		-39,808.39
Deposit	01/23/2025		Humana			X	4210010 · 10 ...	196.04		-39,612.35
Deposit	01/23/2025		Merchant			X	4210010 · 10 ...	315.00		-39,297.35
Deposit	01/23/2025		Noridian			X	4210010 · 10 ...	960.59		-38,336.76
Deposit	01/23/2025		OPTUM			X	4210010 · 10 ...	2,296.73		-36,040.03
Deposit	01/23/2025		OPTUM			X	4210010 · 10 ...	981.17		-35,058.86

Superstition Fire & Medical District Transaction Detail by Account January 2025

Type	Date	Num	Name	Memo	Class	Clr	Split	Debit	Credit	Balance
Deposit	01/23/2025		UHC Community			X	4210010 · 10 ...	1,357.27		-33,701.59
Deposit	01/23/2025		United Healthcare			X	4210010 · 10 ...	1,656.18		-32,045.41
Deposit	01/23/2025		United Healthcare			X	4210010 · 10 ...	1,496.59		-30,548.82
Deposit	01/23/2025		United Healthcare			X	4210010 · 10 ...	1,019.51		-29,529.31
Deposit	01/23/2025		United Healthcare			X	4210010 · 10 ...	1,966.81		-27,562.50
Deposit	01/23/2025		United Healthcare			X	4210010 · 10 ...	128.34		-27,434.16
Deposit	01/23/2025		Wellcare Health			X	4210010 · 10 ...	255.27		-27,178.89
Transfer	01/23/2025			Funds Transfer		X	10150 · Payroll...		200,000.00	-227,178.89
Deposit	01/24/2025		AETNA			X	4210010 · 10 ...	1,810.12		-225,368.77
Deposit	01/24/2025		BCBS			X	4210010 · 10 ...	3,522.91		-221,845.86
Deposit	01/24/2025		Centene			X	4210010 · 10 ...	316.57		-221,529.29
Deposit	01/24/2025		Humana			X	4210010 · 10 ...	321.28		-221,208.01
Deposit	01/24/2025		Merchant			X	4210010 · 10 ...	2,205.00		-219,003.01
Deposit	01/24/2025		Noridian			X	4210010 · 10 ...	17,967.38		-201,035.63
Deposit	01/24/2025		UHC Community			X	4210010 · 10 ...	440.88		-200,594.75
Deposit	01/24/2025		UHC Community			X	4210010 · 10 ...	1,507.88		-199,086.87
Deposit	01/24/2025		UHC Community			X	4210010 · 10 ...	310.00		-198,776.87
Deposit	01/24/2025		United Healthcare			X	4210010 · 10 ...	2,162.21		-196,614.66
Deposit	01/24/2025		United Healthcare			X	4210010 · 10 ...	924.78		-195,689.88
Deposit	01/27/2025		Ahcccs			X	4210010 · 10 ...	2,358.54		-193,331.34
Deposit	01/27/2025		BCBS			X	4210010 · 10 ...	233.42		-193,097.92
Deposit	01/27/2025		Centene			X	4210010 · 10 ...	108.76		-192,989.16
Deposit	01/27/2025		Merchant			X	4210010 · 10 ...	3,441.91		-189,547.25
Deposit	01/27/2025		Merchant			X	4210010 · 10 ...	1,540.83		-188,006.42
Deposit	01/27/2025		Merchant			X	4210010 · 10 ...	755.00		-187,251.42
Deposit	01/27/2025		Noridian			X	4210010 · 10 ...	4,595.74		-182,655.68
Deposit	01/27/2025		United Healthcare			X	4210010 · 10 ...	726.29		-181,929.39
Deposit	01/27/2025		United Healthcare			X	4210010 · 10 ...	1,652.33		-180,277.06
Deposit	01/27/2025			Deposit		X	4210 · Ambula...	20.00		-180,257.06
Deposit	01/28/2025		AARP Supp			X	4210010 · 10 ...	108.94		-180,148.12
Deposit	01/28/2025		B OF A- CBIC CLAI...			X	4210010 · 10 ...	100.06		-180,048.06
Deposit	01/28/2025		BCBS			X	4210010 · 10 ...	957.82		-179,090.24
Deposit	01/28/2025		Merchant			X	4210010 · 10 ...	339.14		-178,751.10
Deposit	01/28/2025		OPTUM			X	4210010 · 10 ...	420.79		-178,330.31
Deposit	01/28/2025		UHC Community			X	4210010 · 10 ...	1,335.61		-176,994.70
Deposit	01/28/2025		UHC Community			X	4210010 · 10 ...	2,613.61		-174,381.09
Deposit	01/28/2025		UHC Community			X	4210010 · 10 ...	5,373.70		-169,007.39
Deposit	01/28/2025		United Healthcare			X	4210010 · 10 ...	4,995.17		-164,012.22
Deposit	01/28/2025		United Healthcare			X	4210010 · 10 ...	428.99		-163,583.23
Deposit	01/29/2025		36 Treas			X	4210010 · 10 ...	235.00		-163,348.23
Deposit	01/29/2025		AETNA			X	4210010 · 10 ...	849.89		-162,498.34
Deposit	01/29/2025		BCBS			X	4210010 · 10 ...	234.49		-162,263.85
Deposit	01/29/2025		Centene			X	4210010 · 10 ...	369.12		-161,894.73
Deposit	01/29/2025		UHC Community			X	4210010 · 10 ...	347.89		-161,546.84
Deposit	01/29/2025		UHC Community			X	4210010 · 10 ...	3,810.29		-157,736.55
Deposit	01/29/2025		United Healthcare			X	4210010 · 10 ...	291.75		-157,444.80
Deposit	01/29/2025		United Healthcare			X	4210010 · 10 ...	539.92		-156,904.88
Deposit	01/30/2025		AARP Supp			X	4210010 · 10 ...	88.26		-156,816.62
Deposit	01/30/2025		AETNA			X	4210010 · 10 ...	1,067.41		-155,749.21
Deposit	01/30/2025		BCBS			X	4210010 · 10 ...	1,925.43		-153,823.78

6:06 AM

02/13/25

Accrual Basis

Superstition Fire & Medical District Transaction Detail by Account January 2025

Type	Date	Num	Name	Memo	Class	Clr	Split	Debit	Credit	Balance
Deposit	01/30/2025		BCBS			X	4210010 · 10 ...	120.74		-153,703.04
Deposit	01/30/2025		Centene			X	4210010 · 10 ...	4,038.94		-149,664.10
Deposit	01/30/2025		Merchant			X	4210010 · 10 ...	100.00		-149,564.10
Deposit	01/30/2025		Noridian			X	4210010 · 10 ...	3,255.66		-146,308.44
Deposit	01/30/2025		OPTUM			X	4210010 · 10 ...	1,050.67		-145,257.77
Deposit	01/30/2025		United Healthcare			X	4210010 · 10 ...	682.08		-144,575.69
Deposit	01/31/2025		AETNA			X	4210010 · 10 ...	1,786.35		-142,789.34
Deposit	01/31/2025		AETNA			X	4210010 · 10 ...	1,869.11		-140,920.23
Deposit	01/31/2025		Centene			X	4210010 · 10 ...	425.62		-140,494.61
Deposit	01/31/2025		Merchant			X	4210010 · 10 ...	125.00		-140,369.61
Deposit	01/31/2025		Noridian			X	4210010 · 10 ...	423.53		-139,946.08
Deposit	01/31/2025		OPTUM			X	4210010 · 10 ...	253.17		-139,692.91
Deposit	01/31/2025		UHC Community			X	4210010 · 10 ...	150.52		-139,542.39
Deposit	01/31/2025		UHC Community			X	4210010 · 10 ...	1,500.87		-138,041.52
Deposit	01/31/2025		United Healthcare			X	4210010 · 10 ...	1,096.84		-136,944.68
Deposit	01/31/2025		United Healthcare			X	4210010 · 10 ...	575.78		-136,368.90
Deposit	01/31/2025		United Healthcare			X	4210010 · 10 ...	1,440.07		-134,928.83
Total 10130 · Ambulance Payroll								316,671.64	451,600.47	-134,928.83
10140 · Transport Lockbox										
Deposit	01/02/2025			Deposit		X	4210 · Ambula...	292.15		292.15
Deposit	01/03/2025			Deposit		X	4210 · Ambula...	1,055.00		1,347.15
Deposit	01/06/2025			Deposit		X	4210 · Ambula...	10,652.60		11,999.75
Deposit	01/07/2025			Deposit		X	4210 · Ambula...	347.90		12,347.65
Deposit	01/08/2025			Deposit		X	4210 · Ambula...	635.00		12,982.65
Deposit	01/09/2025			Deposit			12001 · Undep...	23,050.00		36,032.65
Deposit	01/09/2025			Deposit			12001 · Undep...	4,000.00		40,032.65
Deposit	01/09/2025			Deposit			-SPLIT-	6,404.61		46,437.26
Deposit	01/09/2025			Deposit			-SPLIT-	200.00		46,637.26
Deposit	01/09/2025			Deposit		X	4210 · Ambula...	1,473.00		48,110.26
Deposit	01/10/2025			Deposit		X	4210 · Ambula...	1,001.73		49,111.99
Deposit	01/13/2025			Deposit		X	4210 · Ambula...	22,958.12		72,070.11
Deposit	01/14/2025			Deposit		X	4210 · Ambula...	8,572.08		80,642.19
Deposit	01/15/2025			Deposit		X	4210 · Ambula...	1,509.35		82,151.54
Deposit	01/16/2025			Deposit		X	4210 · Ambula...	3,003.69		85,155.23
Deposit	01/16/2025			Deposit			-SPLIT-	1,157.31		86,312.54
Deposit	01/17/2025			Deposit		X	4210 · Ambula...	1,749.93		88,062.47
Deposit	01/21/2025			Deposit		X	4210 · Ambula...	13,356.09		101,418.56
Deposit	01/22/2025			Deposit			12001 · Undep...	155.00		101,573.56
Deposit	01/22/2025			Deposit			12001 · Undep...	148.00		101,721.56
Deposit	01/22/2025			Deposit		X	4210 · Ambula...	6,204.13		107,925.69
Deposit	01/23/2025			Deposit		X	4210 · Ambula...	1,804.67		109,730.36
Deposit	01/24/2025			Deposit		X	4210 · Ambula...	385.18		110,115.54
Deposit	01/27/2025			Deposit		X	4210 · Ambula...	4,986.51		115,102.05
Deposit	01/28/2025			Deposit		X	4210 · Ambula...	3,540.89		118,642.94
Deposit	01/29/2025			Deposit		X	4210 · Ambula...	16,929.32		135,572.26
Deposit	01/30/2025			Deposit		X	4210 · Ambula...	25.00		135,597.26
Deposit	01/31/2025			Deposit		X	4210 · Ambula...	1,706.09		137,303.35

6:06 AM

02/13/25

Accrual Basis

Superstition Fire & Medical District Transaction Detail by Account January 2025

Type	Date	Num	Name	Memo	Class	Clr	Split	Debit	Credit	Balance
Total 10140 · Transport Lockbox								137,303.35	0.00	137,303.35
10150 · Payroll Account										
General Journal	01/02/2025	739		BILL 01/02/25...		X	1072 · Bill.com...		109,852.54	-109,852.54
Check	01/02/2025	EFT				X	21660 · HSA - ...	4,912.84		-114,765.38
General Journal	01/03/2025	740		BILL 01/03/25...		X	1072 · Bill.com...	38,656.45		-153,421.83
General Journal	01/03/2025	766				X	5010.1 · Admi...	358,421.34		-511,843.17
General Journal	01/03/2025	766				X	5010.1 · Admi...	86,998.63		-598,841.80
Check	01/03/2025	EFT				X	21660 · HSA - ...	375.00		-599,216.80
Check	01/03/2025	EFT				X	21660 · HSA - ...	24,671.40		-623,888.20
Check	01/07/2025		Nationwide Retirem...			X	21800 · Pre-Ta...	6,814.15		-630,702.35
Check	01/07/2025		Nationwide Retirem...			X	21800 · Pre-Ta...	7,154.37		-637,856.72
Check	01/07/2025		Nationwide Retirem...			X	21800 · Pre-Ta...	43,593.32		-681,450.04
Check	01/07/2025		PSPRS			X	21700 · Career...	74,116.80		-755,566.84
General Journal	01/09/2025	748		BILL 01/09/25...		X	1072 · Bill.com...		76,716.79	-832,283.63
Transfer	01/09/2025			Funds Transfer		X	10100 · Fund ...	400,000.00		-432,283.63
Transfer	01/09/2025			Funds Transfer		X	10130 · Ambul...	250,000.00		-182,283.63
Check	01/09/2025	EFT	Arizona State Retire...			X	21725 · Civilia...		28,656.58	-210,940.21
Check	01/14/2025	EFT	Bill.com	Monthly Billing		X	6301 · Comput...		471.48	-211,411.69
General Journal	01/16/2025	750		BILL 01/16/25...		X	1072 · Bill.com...	80.00		-211,331.69
Check	01/16/2025	EFT				X	21660 · HSA - ...		4,961.37	-216,293.06
General Journal	01/17/2025	749		BILL 01/17/25...		X	1072 · Bill.com...		81,153.42	-297,446.48
General Journal	01/17/2025	751		BILL 01/17/25...		X	1072 · Bill.com...	103.79		-297,342.69
General Journal	01/17/2025	767				X	5010.1 · Admi...		376,837.11	-674,179.80
General Journal	01/17/2025	767				X	5010.1 · Admi...		89,091.81	-763,271.61
Check	01/17/2025	EFT				X	21660 · HSA - ...		20,238.15	-783,509.76
Check	01/17/2025		Nationwide Retirem...			X	21800 · Pre-Ta...		7,237.12	-790,746.88
Check	01/17/2025		Nationwide Retirem...			X	21800 · Pre-Ta...		7,641.64	-798,388.52
Check	01/17/2025		Nationwide Retirem...			X	21800 · Pre-Ta...		43,474.27	-841,862.79
Check	01/17/2025	EFT	Arizona State Retire...			X	21725 · Civilia...		28,376.76	-870,239.55
Bill Pmt -Check	01/21/2025	N/A	Chase Cardmember...	# 424631538...		X	20000 · Accou...		14,958.91	-885,198.46
Check	01/21/2025		PSPRS			X	21700 · Career...		79,077.17	-964,275.63
General Journal	01/22/2025	753		BILL 01/22/25...		X	1072 · Bill.com...	146.21		-964,129.42
General Journal	01/23/2025	752		BILL 01/23/25...		X	1072 · Bill.com...		140,786.13	-1,104,915.55
Transfer	01/23/2025			Funds Transfer		X	10100 · Fund ...	750,000.00		-354,915.55
Transfer	01/23/2025			Funds Transfer		X	10130 · Ambul...	200,000.00		-154,915.55
General Journal	01/24/2025	754		BILL 01/24/25...		X	1072 · Bill.com...		8,159.49	-163,075.04
General Journal	01/29/2025	756		BILL 01/29/25...		X	1072 · Bill.com...	291.44		-162,783.60
General Journal	01/29/2025	757		BILL 01/29/25...		X	1072 · Bill.com...	118.77		-162,664.83
General Journal	01/30/2025	755		BILL 01/30/25...		X	1072 · Bill.com...		86,022.05	-248,686.88
Check	01/30/2025	EFT				X	21660 · HSA - ...		5,053.43	-253,740.31
General Journal	01/31/2025	768				X	5010.1 · Admi...		390,463.08	-644,203.39
General Journal	01/31/2025	768				X	5010.1 · Admi...		94,822.04	-739,025.43
Check	01/31/2025		Nationwide Retirem...			X	21800 · Pre-Ta...		7,324.36	-746,349.79
Check	01/31/2025		Nationwide Retirem...			X	21800 · Pre-Ta...		7,644.14	-753,993.93
Check	01/31/2025		Nationwide Retirem...			X	21800 · Pre-Ta...		43,221.81	-797,215.74
Check	01/31/2025	EFT	Arizona State Retire...			X	21725 · Civilia...		26,914.18	-824,129.92
Total 10150 · Payroll Account								1,600,740.21	2,424,870.13	-824,129.92

10200 · Fund Cash - Capital Projects

Superstition Fire & Medical District Transaction Detail by Account January 2025

Type	Date	Num	Name	Memo	Class	Clr	Split	Debit	Credit	Balance
General Journal	01/31/2025	760		To Record Pr...		X	4250 · Interest...	8,646.51		8,646.51
Total 10200 · Fund Cash - Capital Projects								8,646.51	0.00	8,646.51
10400 · Special Revenue Fund										
Deposit	01/09/2025			Deposit		X	4300 · Miscella...	4,000.00		4,000.00
Deposit	01/29/2025			Deposit		X	12001 · Undep...	100.00		4,100.00
General Journal	01/31/2025	762		To Record Int...		X	4250 · Interest...	885.88		4,985.88
Total 10400 · Special Revenue Fund								4,985.88	0.00	4,985.88
10500 · Fund Cash - Bond Proceeds 2006										
General Journal	01/31/2025	763		To Record Pr...		X	4010 · Propert...	20,033.68		20,033.68
Total 10500 · Fund Cash - Bond Proceeds 2006								20,033.68	0.00	20,033.68
10600 · Debt Retirement Interest										
General Journal	01/31/2025	764		To Record Pr...		X	4100010 · 10 ...	1,722.06		1,722.06
Total 10600 · Debt Retirement Interest								1,722.06	0.00	1,722.06
10700 · Contingency Reserve Fund Cash										
General Journal	01/31/2025	765		To Record Int...		X	4250 · Interest...	10,565.82		10,565.82
Total 10700 · Contingency Reserve Fund Cash								10,565.82	0.00	10,565.82
1072 · Bill.com Money Out Clearing										
Bill Pmt -Check	01/02/2025	Bill.com	Stryker Sales, LLC	https://app02....			20000 · Accou...		271.40	-271.40
Bill Pmt -Check	01/02/2025	Bill.com	Arizona Water Com...	https://app02....			20000 · Accou...	51.63		-323.03
Bill Pmt -Check	01/02/2025	Bill.com	United Fire Equipm...	https://app02....			20000 · Accou...	833.54		-1,156.57
Bill Pmt -Check	01/02/2025	Bill.com	Freightliner Of Arizo...	https://app02....			20000 · Accou...	1,876.80		-3,033.37
Bill Pmt -Check	01/02/2025	Bill.com	Rite-A-Way Garage ...	https://app02....			20000 · Accou...	3,383.88		-6,417.25
Bill Pmt -Check	01/02/2025	Bill.com	United Fire Equipm...	https://app02....			20000 · Accou...	445.10		-6,862.35
Bill Pmt -Check	01/02/2025	Bill.com	Delta Dental Insura...	https://app02....			20000 · Accou...	679.64		-7,541.99
Bill Pmt -Check	01/02/2025	Bill.com	United Fire Equipm...	https://app02....			20000 · Accou...	108.19		-7,650.18
Bill Pmt -Check	01/02/2025	Bill.com	City of Mesa	https://app02....			20000 · Accou...	25,566.18		-33,216.36
Bill Pmt -Check	01/02/2025	Bill.com	United Fire Equipm...	https://app02....			20000 · Accou...	108.53		-33,324.89
Bill Pmt -Check	01/02/2025	Bill.com	Stryker Sales, LLC	https://app02....			20000 · Accou...	479.81		-33,804.70
Bill Pmt -Check	01/02/2025	Bill.com	Arizona Water Com...	https://app02....			20000 · Accou...	114.06		-33,918.76
Bill Pmt -Check	01/02/2025	Bill.com	United Fire Equipm...	https://app02....			20000 · Accou...	274.38		-34,193.14
Bill Pmt -Check	01/02/2025	Bill.com	W.W.Williams Phoe...	https://app02....			20000 · Accou...	457.43		-34,650.57
Bill Pmt -Check	01/02/2025	Bill.com	Professional Sales ...	https://app02....			20000 · Accou...	320.00		-34,970.57
Bill Pmt -Check	01/02/2025	Bill.com	Arizona Water Com...	https://app02....			20000 · Accou...	294.15		-35,264.72
Bill Pmt -Check	01/02/2025	Bill.com	U.S. BANK EQUIP...	https://app02....			20000 · Accou...	321.62		-35,586.34
Bill Pmt -Check	01/02/2025	Bill.com	Hafer A/C & Refridg...	https://app02....			20000 · Accou...	509.88		-36,096.22
Bill Pmt -Check	01/02/2025	Bill.com	Solvent Recy-Clean...	https://app02....			20000 · Accou...	190.00		-36,286.22
Bill Pmt -Check	01/02/2025	Bill.com	United Fire Equipm...	https://app02....			20000 · Accou...	70.25		-36,356.47
Bill Pmt -Check	01/02/2025	Bill.com	7710 Insurance Co, ...	https://app02....			20000 · Accou...	36,170.45		-72,526.92
Bill Pmt -Check	01/02/2025	Bill.com	Stryker Sales, LLC	https://app02....			20000 · Accou...	2,834.28		-75,361.20
Bill Pmt -Check	01/02/2025	Bill.com	United Fire Equipm...	https://app02....			20000 · Accou...	627.75		-75,988.95
Bill Pmt -Check	01/02/2025	Bill.com	United Fire Equipm...	https://app02....			20000 · Accou...	404.63		-76,393.58
Bill Pmt -Check	01/02/2025	Bill.com	Arizona Water Com...	https://app02....			20000 · Accou...	84.14		-76,477.72

Superstition Fire & Medical District Transaction Detail by Account January 2025

Type	Date	Num	Name	Memo	Class	Clr	Split	Debit	Credit	Balance
Bill Pmt -Check	01/02/2025	Bill.com	United Fire Equipm...	https://app02....			20000 · Accou...		1,043.34	-77,521.06
Bill Pmt -Check	01/02/2025	Bill.com	Rite-A-Way Garage ...	https://app02....			20000 · Accou...		275.00	-77,796.06
Bill Pmt -Check	01/02/2025	Bill.com	AT& T Mobility	https://app02....			20000 · Accou...		2,530.87	-80,326.93
Bill Pmt -Check	01/02/2025	Bill.com	Stryker Sales, LLC	https://app02....			20000 · Accou...		1,994.59	-82,321.52
Bill Pmt -Check	01/02/2025	Bill.com	L.N. Curtis & Sons	https://app02....			20000 · Accou...		384.44	-82,705.96
Bill Pmt -Check	01/02/2025	Bill.com	United Fire Equipm...	https://app02....			20000 · Accou...		179.85	-82,885.81
Bill Pmt -Check	01/02/2025	Bill.com	United Fire Equipm...	https://app02....			20000 · Accou...		344.95	-83,230.76
Bill Pmt -Check	01/02/2025	Bill.com	United Fire Equipm...	https://app02....			20000 · Accou...		852.00	-84,082.76
Bill Pmt -Check	01/02/2025	Bill.com	Jonoco, LLC	https://app02....			20000 · Accou...		1,400.00	-85,482.76
Bill Pmt -Check	01/02/2025	Bill.com	Arizona Water Com...	https://app02....			20000 · Accou...		87.42	-85,570.18
Bill Pmt -Check	01/02/2025	Bill.com	United Fire Equipm...	https://app02....			20000 · Accou...		201.26	-85,771.44
Bill Pmt -Check	01/02/2025	Bill.com	Jonoco, LLC	https://app02....			20000 · Accou...		250.00	-86,021.44
Bill Pmt -Check	01/02/2025	Bill.com	O'Reilly Automotive ...	https://app02....			20000 · Accou...		79.70	-86,101.14
Bill Pmt -Check	01/02/2025	Bill.com	Freightliner Of Arizo...	https://app02....			20000 · Accou...		147.92	-86,249.06
Bill Pmt -Check	01/02/2025	Bill.com	Stryker Sales, LLC	https://app02....			20000 · Accou...		2,703.96	-88,953.02
Bill Pmt -Check	01/02/2025	Bill.com	Professional Sales ...	https://app02....			20000 · Accou...		304.65	-89,257.67
Bill Pmt -Check	01/02/2025	Bill.com	Arizona Water Com...	https://app02....			20000 · Accou...		51.63	-89,309.30
Bill Pmt -Check	01/02/2025	Bill.com	Stryker Sales, LLC	https://app02....			20000 · Accou...		18,869.62	-108,178.92
Bill Pmt -Check	01/02/2025	Bill.com	United Fire Equipm...	https://app02....			20000 · Accou...		1,053.07	-109,231.99
Bill Pmt -Check	01/02/2025	Bill.com	United Fire Equipm...	https://app02....			20000 · Accou...		30.86	-109,262.85
Bill Pmt -Check	01/02/2025	Bill.com	Waxie Sanitary Sup...	https://app02....			20000 · Accou...		589.69	-109,852.54
General Journal	01/02/2025	739		BILL 01/02/25...			10150 · Payroll...	109,852.54		0.00
Bill Pmt -Check	01/03/2025	Bill.com	Image Trend, Inc.	https://app02....			20000 · Accou...		38,656.45	-38,656.45
General Journal	01/03/2025	740		BILL 01/03/25...			10150 · Payroll...	38,656.45		0.00
Bill Pmt -Check	01/09/2025	Bill.com	Lauren Daniel	https://app02....			20000 · Accou...		54.00	-54.00
Bill Pmt -Check	01/09/2025	Bill.com	Delta Dental Insura...	https://app02....			20000 · Accou...		7,608.17	-7,662.17
Bill Pmt -Check	01/09/2025	Bill.com	Mesa Discount, Inc	https://app02....			20000 · Accou...		1,237.62	-8,899.79
Bill Pmt -Check	01/09/2025	Bill.com	O'Reilly Automotive ...	https://app02....			20000 · Accou...		33.03	-8,932.82
Bill Pmt -Check	01/09/2025	Bill.com	Pioneer Distributing ...	https://app02....			20000 · Accou...		443.71	-9,376.53
Bill Pmt -Check	01/09/2025	Bill.com	Hafer A/C & Refridg...	https://app02....			20000 · Accou...		321.90	-9,698.43
Bill Pmt -Check	01/09/2025	Bill.com	Boyetts Family Wat...	https://app02....			20000 · Accou...		98.19	-9,796.62
Bill Pmt -Check	01/09/2025	Bill.com	Kabat's Frontier Ace...	https://app02....			20000 · Accou...		4.42	-9,801.04
Bill Pmt -Check	01/09/2025	Bill.com	Southwest Ground ...	https://app02....			20000 · Accou...		400.00	-10,201.04
Bill Pmt -Check	01/09/2025	Bill.com	Kabat's Frontier Ace...	https://app02....			20000 · Accou...		20.48	-10,221.52
Bill Pmt -Check	01/09/2025	Bill.com	W.W.Williams Phoe...	https://app02....			20000 · Accou...		876.18	-11,097.70
Bill Pmt -Check	01/09/2025	Bill.com	Bound Tree Medical...	https://app02....			20000 · Accou...		2,473.59	-13,571.29
Bill Pmt -Check	01/09/2025	Bill.com	San Tan Auto Partn...	https://app02....			20000 · Accou...		71.72	-13,643.01
Bill Pmt -Check	01/09/2025	Bill.com	Sunrise Health	https://app02....			20000 · Accou...		63.00	-13,706.01
Bill Pmt -Check	01/09/2025	Bill.com	Healthcare Medical ...	https://app02....			20000 · Accou...		54.82	-13,760.83
Bill Pmt -Check	01/09/2025	Bill.com	Boyetts Family Wat...	https://app02....			20000 · Accou...		98.19	-13,859.02
Bill Pmt -Check	01/09/2025	Bill.com	Healthcare Medical ...	https://app02....			20000 · Accou...		54.82	-13,913.84
Bill Pmt -Check	01/09/2025	Bill.com	O'Reilly Automotive ...	https://app02....			20000 · Accou...		91.38	-14,005.22
Bill Pmt -Check	01/09/2025	Bill.com	United Fire Equipm...	https://app02....			20000 · Accou...		519.83	-14,525.05
Bill Pmt -Check	01/09/2025	Bill.com	Republic Services #...	https://app02....			20000 · Accou...		653.23	-15,178.28
Bill Pmt -Check	01/09/2025	Bill.com	Prudential Overall S...	https://app02....			20000 · Accou...		1,805.04	-16,983.32
Bill Pmt -Check	01/09/2025	Bill.com	Superstition Safety ...	https://app02....			20000 · Accou...		210.00	-17,193.32
Bill Pmt -Check	01/09/2025	Bill.com	Healthcare Medical ...	https://app02....			20000 · Accou...		54.82	-17,248.14
Bill Pmt -Check	01/09/2025	Bill.com	San Tan Auto Partn...	https://app02....			20000 · Accou...		53.38	-17,301.52
Bill Pmt -Check	01/09/2025	Bill.com	Boyetts Family Wat...	https://app02....			20000 · Accou...		64.02	-17,365.54
Bill Pmt -Check	01/09/2025	Bill.com	Boyetts Family Wat...	https://app02....			20000 · Accou...		32.73	-17,398.27

Superstition Fire & Medical District Transaction Detail by Account January 2025

Type	Date	Num	Name	Memo	Class	Clr	Split	Debit	Credit	Balance
Bill Pmt -Check	01/09/2025	Bill.com	Apache Junction Ch...	https://app02....			20000 · Accou...		375.00	-17,773.27
Bill Pmt -Check	01/09/2025	Bill.com	Advanced Data Pro...	https://app02....			20000 · Accou...		17,289.80	-35,063.07
Bill Pmt -Check	01/09/2025	Bill.com	Boyetts Family Wat...	https://app02....			20000 · Accou...		64.02	-35,127.09
Bill Pmt -Check	01/09/2025	Bill.com	United Fire Equipm...	https://app02....			20000 · Accou...		273.35	-35,400.44
Bill Pmt -Check	01/09/2025	Bill.com	Kabat's Frontier Ace...	https://app02....			20000 · Accou...		2.31	-35,402.75
Bill Pmt -Check	01/09/2025	Bill.com	Robert Horne Ford	https://app02....			20000 · Accou...		21.97	-35,424.72
Bill Pmt -Check	01/09/2025	Bill.com	Healthcare Medical ...	https://app02....			20000 · Accou...		54.82	-35,479.54
Bill Pmt -Check	01/09/2025	Bill.com	Mesa Discount, Inc	https://app02....			20000 · Accou...		1,172.64	-36,652.18
Bill Pmt -Check	01/09/2025	Bill.com	Boyetts Family Wat...	https://app02....			20000 · Accou...		65.46	-36,717.64
Bill Pmt -Check	01/09/2025	Bill.com	Boyetts Family Wat...	https://app02....			20000 · Accou...		96.40	-36,814.04
Bill Pmt -Check	01/09/2025	Bill.com	Freightliner Of Arizo...	https://app02....			20000 · Accou...		69.14	-36,883.18
Bill Pmt -Check	01/09/2025	Bill.com	Kabat's Frontier Ace...	https://app02....			20000 · Accou...		34.55	-36,917.73
Bill Pmt -Check	01/09/2025	Bill.com	Arizona PPE Recon...	https://app02....			20000 · Accou...		908.04	-37,825.77
Bill Pmt -Check	01/09/2025	Bill.com	Arizona Water Com...	https://app02....			20000 · Accou...		51.63	-37,877.40
Bill Pmt -Check	01/09/2025	Bill.com	Arizona Propane	https://app02....			20000 · Accou...		100.00	-37,977.40
Bill Pmt -Check	01/09/2025	Bill.com	Mediacom	https://app02....			20000 · Accou...		5,949.04	-43,926.44
Bill Pmt -Check	01/09/2025	Bill.com	Healthcare Medical ...	https://app02....			20000 · Accou...		54.82	-43,981.26
Bill Pmt -Check	01/09/2025	Bill.com	San Tan Auto Partn...	https://app02....			20000 · Accou...		421.16	-44,402.42
Bill Pmt -Check	01/09/2025	Bill.com	Southwest Gas Cor...	https://app02....			20000 · Accou...		148.57	-44,550.99
Bill Pmt -Check	01/09/2025	Bill.com	Frontier Shop Suppl...	https://app02....			20000 · Accou...		103.80	-44,654.79
Bill Pmt -Check	01/09/2025	Bill.com	Rite-A-Way Garage ...	https://app02....			20000 · Accou...		3,961.79	-48,616.58
Bill Pmt -Check	01/09/2025	Bill.com	San Tan Auto Partn...	https://app02....			20000 · Accou...		73.31	-48,689.89
Bill Pmt -Check	01/09/2025	Bill.com	Hafer A/C & Refridg...	https://app02....			20000 · Accou...		405.80	-49,095.69
Bill Pmt -Check	01/09/2025	Bill.com	Arizona Propane	https://app02....			20000 · Accou...		150.00	-49,245.69
Bill Pmt -Check	01/09/2025	Bill.com	Robert Horne Ford	https://app02....			20000 · Accou...		93.18	-49,338.87
Bill Pmt -Check	01/09/2025	Bill.com	Kabat's Frontier Ace...	https://app02....			20000 · Accou...		17.65	-49,356.52
Bill Pmt -Check	01/09/2025	Bill.com	Southwest Gas Cor...	https://app02....			20000 · Accou...		524.74	-49,881.26
Bill Pmt -Check	01/09/2025	Bill.com	Apache Sands Servi...	https://app02....			20000 · Accou...		155.00	-50,036.26
Bill Pmt -Check	01/09/2025	Bill.com	Mediacom	https://app02....			20000 · Accou...		531.56	-50,567.82
Bill Pmt -Check	01/09/2025	Bill.com	Bound Tree Medical...	https://app02....			20000 · Accou...		259.96	-50,827.78
Bill Pmt -Check	01/09/2025	Bill.com	Support Payment Cl...	https://app02....			20000 · Accou...		1,224.43	-52,052.21
Bill Pmt -Check	01/09/2025	Bill.com	Boyetts Family Wat...	https://app02....			20000 · Accou...		32.73	-52,084.94
Bill Pmt -Check	01/09/2025	Bill.com	James Vincent Grou...	https://app02....			20000 · Accou...		5,100.00	-57,184.94
Bill Pmt -Check	01/09/2025	Bill.com	Kabat's Frontier Ace...	https://app02....			20000 · Accou...		9.01	-57,193.95
Bill Pmt -Check	01/09/2025	Bill.com	Southwest Gas Cor...	https://app02....			20000 · Accou...		53.10	-57,247.05
Bill Pmt -Check	01/09/2025	Bill.com	Arizona Water Com...	https://app02....			20000 · Accou...		310.94	-57,557.99
Bill Pmt -Check	01/09/2025	Bill.com	Bound Tree Medical...	https://app02....			20000 · Accou...		4,165.94	-61,723.93
Bill Pmt -Check	01/09/2025	Bill.com	ADR Hardware, LLC	https://app02....			20000 · Accou...		8.71	-61,732.64
Bill Pmt -Check	01/09/2025	Bill.com	Apache Junction Se...	https://app02....			20000 · Accou...		122.30	-61,854.94
Bill Pmt -Check	01/09/2025	Bill.com	Kabat's Frontier Ace...	https://app02....			20000 · Accou...		235.59	-62,090.53
Bill Pmt -Check	01/09/2025	Bill.com	Salt River Project	https://app02....			20000 · Accou...		5,658.09	-67,748.62
Bill Pmt -Check	01/09/2025	Bill.com	James Vincent Grou...	https://app02....			20000 · Accou...		4,450.00	-72,198.62
Bill Pmt -Check	01/09/2025	Bill.com	Jose Sepulveda	https://app02....			20000 · Accou...		1,312.20	-73,510.82
Bill Pmt -Check	01/09/2025	Bill.com	Sunrise Health	https://app02....			20000 · Accou...		170.00	-73,680.82
Bill Pmt -Check	01/09/2025	Bill.com	Sunrise Health	https://app02....			20000 · Accou...		105.00	-73,785.82
Bill Pmt -Check	01/09/2025	Bill.com	San Tan Auto Partn...	https://app02....			20000 · Accou...		326.71	-74,112.53
Bill Pmt -Check	01/09/2025	Bill.com	San Tan Auto Partn...	https://app02....			20000 · Accou...		164.00	-74,276.53
Bill Pmt -Check	01/09/2025	Bill.com	United Fire Equipm...	https://app02....			20000 · Accou...		181.81	-74,458.34
Bill Pmt -Check	01/09/2025	Bill.com	O'Reilly Automotive ...	https://app02....			20000 · Accou...		54.54	-74,512.88
Bill Pmt -Check	01/09/2025	Bill.com	Wex Bank, Inc.	https://app02....			20000 · Accou...		2,203.91	-76,716.79

Superstition Fire & Medical District Transaction Detail by Account January 2025

Type	Date	Num	Name	Memo	Class	Clr	Split	Debit	Credit	Balance
General Journal	01/09/2025	748		BILL 01/09/25...			10150 · Payroll...	76,716.79		0.00
General Journal	01/16/2025	750		BILL 01/16/25...			10150 · Payroll...		80.00	-80.00
Bill Pmt -Check	01/17/2025	Bill.com	Toshiba America Bu...	https://app02....	20000		Accou...		83.23	-163.23
Bill Pmt -Check	01/17/2025	Bill.com	Ginco Plumbing LLC	https://app02....	20000		Accou...		375.00	-538.23
Bill Pmt -Check	01/17/2025	Bill.com	Verizon Wireless Se...	https://app02....	20000		Accou...		1,879.90	-2,418.13
Bill Pmt -Check	01/17/2025	Bill.com	Arizona Fire Service...	https://app02....	20000		Accou...		80.00	-2,498.13
Bill Pmt -Check	01/17/2025	Bill.com	United Fire Equipm...	https://app02....	20000		Accou...		136.10	-2,634.23
Bill Pmt -Check	01/17/2025	Bill.com	Apache Sands Servi...	https://app02....	20000		Accou...		148.00	-2,782.23
Bill Pmt -Check	01/17/2025	Bill.com	Heartfit For Duty LLC	https://app02....	20000		Accou...		1,739.10	-4,521.33
Bill Pmt -Check	01/17/2025	Bill.com	Banner Baywood M...	https://app02....	20000		Accou...		61.30	-4,582.63
Bill Pmt -Check	01/17/2025	Bill.com	O'Reilly Automotive ...	https://app02....	20000		Accou...		55.04	-4,637.67
Bill Pmt -Check	01/17/2025	Bill.com	United Fire Equipm...	https://app02....	20000		Accou...		421.54	-5,059.21
Bill Pmt -Check	01/17/2025	Bill.com	O'Reilly Automotive ...	https://app02....	20000		Accou...		4.35	-5,063.56
Bill Pmt -Check	01/17/2025	Bill.com	Waxie Sanitary Sup...	https://app02....	20000		Accou...		284.13	-5,347.69
Bill Pmt -Check	01/17/2025	Bill.com	Arizona Fire Service...	https://app02....	20000		Accou...		80.00	-5,427.69
Bill Pmt -Check	01/17/2025	Bill.com	Cummins Sales and...	https://app02....	20000		Accou...		642.92	-6,070.61
Bill Pmt -Check	01/17/2025	Bill.com	Waxie Sanitary Sup...	https://app02....	20000		Accou...		180.61	-6,251.22
Bill Pmt -Check	01/17/2025	Bill.com	City of Mesa	https://app02....	20000		Accou...		44,260.20	-50,511.42
Bill Pmt -Check	01/17/2025	Bill.com	Freightliner Of Arizo...	https://app02....	20000		Accou...		234.45	-50,745.87
Bill Pmt -Check	01/17/2025	Bill.com	Apache Junction Un...	https://app02....	20000		Accou...		3,150.00	-53,895.87
Bill Pmt -Check	01/17/2025	Bill.com	Fleetpride, Inc	https://app02....	20000		Accou...		796.81	-54,692.68
Bill Pmt -Check	01/17/2025	Bill.com	Arizona Fire Service...	https://app02....	20000		Accou...		80.00	-54,772.68
Bill Pmt -Check	01/17/2025	Bill.com	Dynamic Duo Janito...	https://app02....	20000		Accou...		280.00	-55,052.68
Bill Pmt -Check	01/17/2025	Bill.com	O'Reilly Automotive ...	https://app02....	20000		Accou...		90.04	-55,142.72
Bill Pmt -Check	01/17/2025	Bill.com	CenturyLink	https://app02....	20000		Accou...		350.94	-55,493.66
Bill Pmt -Check	01/17/2025	Bill.com	Chandler Regional ...	https://app02....	20000		Accou...		0.68	-55,494.34
Bill Pmt -Check	01/17/2025	Bill.com	Banner Desert Medi...	https://app02....	20000		Accou...		12.20	-55,506.54
Bill Pmt -Check	01/17/2025	Bill.com	Ginco Plumbing LLC	https://app02....	20000		Accou...		375.00	-55,881.54
Bill Pmt -Check	01/17/2025	Bill.com	West Direct Oil, LLC	https://app02....	20000		Accou...		1,688.64	-57,570.18
Bill Pmt -Check	01/17/2025	Bill.com	Pitney Bowes Inc	https://app02....	20000		Accou...		187.64	-57,757.82
Bill Pmt -Check	01/17/2025	Bill.com	Proshred Security A...	https://app02....	20000		Accou...		100.00	-57,857.82
Bill Pmt -Check	01/17/2025	Bill.com	O'Reilly Automotive ...	https://app02....	20000		Accou...		39.25	-57,897.07
Bill Pmt -Check	01/17/2025	Bill.com	DANNA MAZZA	https://app02....	20000		Accou...		100.00	-57,997.07
Bill Pmt -Check	01/17/2025	Bill.com	Ginco Plumbing LLC	https://app02....	20000		Accou...		1,898.35	-59,895.42
Bill Pmt -Check	01/17/2025	Bill.com	Arizona Fire Service...	https://app02....	20000		Accou...		80.00	-59,975.42
Bill Pmt -Check	01/17/2025	Bill.com	United Fire Equipm...	https://app02....	20000		Accou...		703.46	-60,678.88
Bill Pmt -Check	01/17/2025	Bill.com	City of Apache Junc...	https://app02....	20000		Accou...		10,824.48	-71,503.36
Bill Pmt -Check	01/17/2025	Bill.com	CenturyLink	https://app02....	20000		Accou...		117.84	-71,621.20
Bill Pmt -Check	01/17/2025	Bill.com	Ginco Plumbing LLC	https://app02....	20000		Accou...		375.00	-71,996.20
Bill Pmt -Check	01/17/2025	Bill.com	Southern Tire Mart, ...	https://app02....	20000		Accou...		1,639.79	-73,635.99
Bill Pmt -Check	01/17/2025	Bill.com	Southern Tire Mart, ...	https://app02....	20000		Accou...		964.02	-74,600.01
Bill Pmt -Check	01/17/2025	Bill.com	Bound Tree Medical...	https://app02....	20000		Accou...		17.63	-74,617.64
Bill Pmt -Check	01/17/2025	Bill.com	Hughes Fire Equip...	https://app02....	20000		Accou...		871.75	-75,489.39
Bill Pmt -Check	01/17/2025	Bill.com	United Fire Equipm...	https://app02....	20000		Accou...		25.93	-75,515.32
Bill Pmt -Check	01/17/2025	Bill.com	Toshiba America Bu...	https://app02....	20000		Accou...		182.23	-75,697.55
Bill Pmt -Check	01/17/2025	Bill.com	Waxie Sanitary Sup...	https://app02....	20000		Accou...		86.53	-75,784.08
Bill Pmt -Check	01/17/2025	Bill.com	Heartfit For Duty LLC	https://app02....	20000		Accou...		4,780.37	-80,564.45
Bill Pmt -Check	01/17/2025	Bill.com	MAKINZIE MIRANDA	https://app02....	20000		Accou...		668.97	-81,233.42
General Journal	01/17/2025	749		BILL 01/17/25...			10150 · Payroll...	81,153.42		-80.00
General Journal	01/17/2025	751		BILL 01/17/25...			10150 · Payroll...		103.79	-183.79

Superstition Fire & Medical District Transaction Detail by Account January 2025

Type	Date	Num	Name	Memo	Class	Clr	Split	Debit	Credit	Balance
General Journal	01/22/2025	753		BILL 01/22/25...			10150 · Payroll...		146.21	-330.00
Bill Pmt -Check	01/23/2025	Bill.com	AETNA	https://app02....			20000 · Accou...		264.78	-594.78
Bill Pmt -Check	01/23/2025	Bill.com	Waxie Sanitary Sup...	https://app02....			20000 · Accou...		121.12	-715.90
Bill Pmt -Check	01/23/2025	Bill.com	Liberty Utilities AZ	https://app02....			20000 · Accou...		55.14	-771.04
Bill Pmt -Check	01/23/2025	Bill.com	O'Reilly Automotive ...	https://app02....			20000 · Accou...		46.90	-817.94
Bill Pmt -Check	01/23/2025	Bill.com	United Fire Equipm...	https://app02....			20000 · Accou...		437.76	-1,255.70
Bill Pmt -Check	01/23/2025	Bill.com	UKG Inc	https://app02....			20000 · Accou...		74.50	-1,330.20
Bill Pmt -Check	01/23/2025	Bill.com	BANNER - UNIVER...	https://app02....			20000 · Accou...		1,247.42	-2,577.62
Bill Pmt -Check	01/23/2025	Bill.com	Hughes Fire Equip...	https://app02....			20000 · Accou...		109.36	-2,686.98
Bill Pmt -Check	01/23/2025	Bill.com	Above and Beyond ...	https://app02....			20000 · Accou...		343.66	-3,030.64
Bill Pmt -Check	01/23/2025	Bill.com	THE TOMASZEWS...	https://app02....			20000 · Accou...		275.00	-3,305.64
Bill Pmt -Check	01/23/2025	Bill.com	O'Reilly Automotive ...	https://app02....			20000 · Accou...		19.62	-3,325.26
Bill Pmt -Check	01/23/2025	Bill.com	Arizona Water Com...	https://app02....			20000 · Accou...		54.16	-3,379.42
Bill Pmt -Check	01/23/2025	Bill.com	Waxie Sanitary Sup...	https://app02....			20000 · Accou...		116.57	-3,495.99
Bill Pmt -Check	01/23/2025	Bill.com	United Fire Equipm...	https://app02....			20000 · Accou...		39.37	-3,535.36
Bill Pmt -Check	01/23/2025	Bill.com	BANNER HEALTH ...	https://app02....			20000 · Accou...		333.61	-3,868.97
Bill Pmt -Check	01/23/2025	Bill.com	7710 Insurance Co, ...	https://app02....			20000 · Accou...		36,186.23	-40,055.20
Bill Pmt -Check	01/23/2025	Bill.com	SUZANNE SMITH	https://app02....			20000 · Accou...		50.00	-40,105.20
Bill Pmt -Check	01/23/2025	Bill.com	Bound Tree Medical...	https://app02....			20000 · Accou...		884.69	-40,989.89
Bill Pmt -Check	01/23/2025	Bill.com	KIM MERKLE	https://app02....			20000 · Accou...		1,052.48	-42,042.37
Bill Pmt -Check	01/23/2025	Bill.com	Healthcare Medical ...	https://app02....			20000 · Accou...		54.82	-42,097.19
Bill Pmt -Check	01/23/2025	Bill.com	Prophet Network Int...	https://app02....			20000 · Accou...		3,273.86	-45,371.05
Bill Pmt -Check	01/23/2025	Bill.com	Bound Tree Medical...	https://app02....			20000 · Accou...		2,255.98	-47,627.03
Bill Pmt -Check	01/23/2025	Bill.com	Hughes Fire Equip...	https://app02....			20000 · Accou...		1,259.31	-48,886.34
Bill Pmt -Check	01/23/2025	Bill.com	Rugged Solutions A...	https://app02....			20000 · Accou...		3,756.31	-52,642.65
Bill Pmt -Check	01/23/2025	Bill.com	Hughes Fire Equip...	https://app02....			20000 · Accou...		255.59	-52,898.24
Bill Pmt -Check	01/23/2025	Bill.com	Bound Tree Medical...	https://app02....			20000 · Accou...		4,579.56	-57,477.80
Bill Pmt -Check	01/23/2025	Bill.com	Rugged Solutions A...	https://app02....			20000 · Accou...		3,756.31	-61,234.11
Bill Pmt -Check	01/23/2025	Bill.com	O'Reilly Automotive ...	https://app02....			20000 · Accou...		73.99	-61,308.10
Bill Pmt -Check	01/23/2025	Bill.com	O'Reilly Automotive ...	https://app02....			20000 · Accou...		7.32	-61,315.42
Bill Pmt -Check	01/23/2025	Bill.com	United Fire Equipm...	https://app02....			20000 · Accou...		39.37	-61,354.79
Bill Pmt -Check	01/23/2025	Bill.com	relevant Digital Mark...	https://app02....			20000 · Accou...		99.00	-61,453.79
Bill Pmt -Check	01/23/2025	Bill.com	Bound Tree Medical...	https://app02....			20000 · Accou...		5,169.04	-66,622.83
Bill Pmt -Check	01/23/2025	Bill.com	Bound Tree Medical...	https://app02....			20000 · Accou...		676.79	-67,299.62
Bill Pmt -Check	01/23/2025	Bill.com	ARLETTA TYNER	https://app02....			20000 · Accou...		50.00	-67,349.62
Bill Pmt -Check	01/23/2025	Bill.com	United Fire Equipm...	https://app02....			20000 · Accou...		168.59	-67,518.21
Bill Pmt -Check	01/23/2025	Bill.com	Ginco Plumbing LLC	https://app02....			20000 · Accou...		375.00	-67,893.21
Bill Pmt -Check	01/23/2025	Bill.com	City of Mesa	https://app02....			20000 · Accou...		2,130.00	-70,023.21
Bill Pmt -Check	01/23/2025	Bill.com	Aetna Behavioral H...	https://app02....			20000 · Accou...		1,044.48	-71,067.69
Bill Pmt -Check	01/23/2025	Bill.com	W.W.Williams Phoe...	https://app02....			20000 · Accou...		392.66	-71,460.35
Bill Pmt -Check	01/23/2025	Bill.com	Hughes Fire Equip...	https://app02....			20000 · Accou...		97.74	-71,558.09
Bill Pmt -Check	01/23/2025	Bill.com	Apache Junction W...	https://app02....			20000 · Accou...		65.87	-71,623.96
Bill Pmt -Check	01/23/2025	Bill.com	Apache Junction W...	https://app02....			20000 · Accou...		62.66	-71,686.62
Bill Pmt -Check	01/23/2025	Bill.com	Arizona Water Com...	https://app02....			20000 · Accou...		286.05	-71,972.67
Bill Pmt -Check	01/23/2025	Bill.com	Cummins Sales and...	https://app02....			20000 · Accou...		2,031.40	-74,004.07
Bill Pmt -Check	01/23/2025	Bill.com	Apache Junction W...	https://app02....			20000 · Accou...		674.03	-74,678.10
Bill Pmt -Check	01/23/2025	Bill.com	Mediacom	https://app02....			20000 · Accou...		234.70	-74,912.80
Bill Pmt -Check	01/23/2025	Bill.com	BCBS of ARIZONA *	https://app02....			20000 · Accou...		139.69	-75,052.49
Bill Pmt -Check	01/23/2025	Bill.com	Support Payment Cl...	https://app02....			20000 · Accou...		1,224.43	-76,276.92
Bill Pmt -Check	01/23/2025	Bill.com	BANNER - UNIVER...	https://app02....			20000 · Accou...		1,260.60	-77,537.52

Superstition Fire & Medical District Transaction Detail by Account January 2025

Type	Date	Num	Name	Memo	Class	Clr	Split	Debit	Credit	Balance
Bill Pmt -Check	01/23/2025	Bill.com	LESLIE HARNISH	https://app02....	20000	·	Accou...		11.00	-77,548.52
Bill Pmt -Check	01/23/2025	Bill.com	UKG Inc	https://app02....	20000	·	Accou...		48,213.80	-125,762.32
Bill Pmt -Check	01/23/2025	Bill.com	Bound Tree Medical...	https://app02....	20000	·	Accou...		3,657.19	-129,419.51
Bill Pmt -Check	01/23/2025	Bill.com	Bound Tree Medical...	https://app02....	20000	·	Accou...		1,225.79	-130,645.30
Bill Pmt -Check	01/23/2025	Bill.com	United Fire Equipm...	https://app02....	20000	·	Accou...		431.32	-131,076.62
Bill Pmt -Check	01/23/2025	Bill.com	United Fire Equipm...	https://app02....	20000	·	Accou...		118.86	-131,195.48
Bill Pmt -Check	01/23/2025	Bill.com	RWC International, ...	https://app02....	20000	·	Accou...		991.52	-132,187.00
Bill Pmt -Check	01/23/2025	Bill.com	Fleetpride, Inc	https://app02....	20000	·	Accou...		452.67	-132,639.67
Bill Pmt -Check	01/23/2025	Bill.com	RWC International, ...	https://app02....	20000	·	Accou...		1,523.85	-134,163.52
Bill Pmt -Check	01/23/2025	Bill.com	Liberty Utilities AZ	https://app02....	20000	·	Accou...		90.04	-134,253.56
Bill Pmt -Check	01/23/2025	Bill.com	Waxie Sanitary Sup...	https://app02....	20000	·	Accou...		120.62	-134,374.18
Bill Pmt -Check	01/23/2025	Bill.com	United Fire Equipm...	https://app02....	20000	·	Accou...		379.38	-134,753.56
Bill Pmt -Check	01/23/2025	Bill.com	United Fire Equipm...	https://app02....	20000	·	Accou...		153.49	-134,907.05
Bill Pmt -Check	01/23/2025	Bill.com	BANNER - UNIVER...	https://app02....	20000	·	Accou...		1,212.29	-136,119.34
Bill Pmt -Check	01/23/2025	Bill.com	United Fire Equipm...	https://app02....	20000	·	Accou...		53.51	-136,172.85
Bill Pmt -Check	01/23/2025	Bill.com	Above and Beyond ...	https://app02....	20000	·	Accou...		520.36	-136,693.21
Bill Pmt -Check	01/23/2025	Bill.com	BANNER - UNIVER...	https://app02....	20000	·	Accou...		1,423.17	-138,116.38
Bill Pmt -Check	01/23/2025	Bill.com	United Fire Equipm...	https://app02....	20000	·	Accou...		39.37	-138,155.75
Bill Pmt -Check	01/23/2025	Bill.com	LESLIE HARNISH	https://app02....	20000	·	Accou...		150.00	-138,305.75
Bill Pmt -Check	01/23/2025	Bill.com	Bound Tree Medical...	https://app02....	20000	·	Accou...		789.59	-139,095.34
Bill Pmt -Check	01/23/2025	Bill.com	RUTH BALSZ	https://app02....	20000	·	Accou...		50.00	-139,145.34
Bill Pmt -Check	01/23/2025	Bill.com	Arizona PPE Recon...	https://app02....	20000	·	Accou...		267.00	-139,412.34
General Journal	01/23/2025	752		BILL 01/23/25...	10150	·	Payroll...	140,786.13		1,373.79
Bill Pmt -Check	01/23/2025	Bill.com	The University of AZ*	https://app02....	20000	·	Accou...		1,600.00	-226.21
Bill Pmt -Check	01/24/2025	Bill.com	Delta Dental Insura...	https://app02....	20000	·	Accou...		7,446.47	-7,672.68
Bill Pmt -Check	01/24/2025	Bill.com	Delta Dental Insura...	https://app02....	20000	·	Accou...		713.02	-8,385.70
General Journal	01/24/2025	754		BILL 01/24/25...	10150	·	Payroll...	8,159.49		-226.21
General Journal	01/29/2025	756		BILL 01/29/25...	10150	·	Payroll...		291.44	-517.65
General Journal	01/29/2025	757		BILL 01/29/25...	10150	·	Payroll...		118.77	-636.42
Bill Pmt -Check	01/30/2025	Bill.com	AT& T Mobility	https://app02....	20000	·	Accou...		4,991.57	-5,627.99
Bill Pmt -Check	01/30/2025	Bill.com	Bound Tree Medical...	https://app02....	20000	·	Accou...		4,895.59	-10,523.58
Bill Pmt -Check	01/30/2025	Bill.com	O'Reilly Automotive ...	https://app02....	20000	·	Accou...		13.42	-10,537.00
Bill Pmt -Check	01/30/2025	Bill.com	Arizona Water Com...	https://app02....	20000	·	Accou...		85.48	-10,622.48
Bill Pmt -Check	01/30/2025	Bill.com	Bound Tree Medical...	https://app02....	20000	·	Accou...		3,569.87	-14,192.35
Bill Pmt -Check	01/30/2025	Bill.com	Bakertilly	https://app02....	20000	·	Accou...		5,000.00	-19,192.35
Bill Pmt -Check	01/30/2025	Bill.com	Wist Supply & Equi...	https://app02....	20000	·	Accou...		1,232.84	-20,425.19
Bill Pmt -Check	01/30/2025	Bill.com	Ginco Plumbing LLC	https://app02....	20000	·	Accou...		450.00	-20,875.19
Bill Pmt -Check	01/30/2025	Bill.com	O'Reilly Automotive ...	https://app02....	20000	·	Accou...		11.54	-20,886.73
Bill Pmt -Check	01/30/2025	Bill.com	Hafer A/C & Refridg...	https://app02....	20000	·	Accou...		735.68	-21,622.41
Bill Pmt -Check	01/30/2025	Bill.com	Wist Supply & Equi...	https://app02....	20000	·	Accou...		119.27	-21,741.68
Bill Pmt -Check	01/30/2025	Bill.com	Bound Tree Medical...	https://app02....	20000	·	Accou...		3,692.44	-25,434.12
Bill Pmt -Check	01/30/2025	Bill.com	Bound Tree Medical...	https://app02....	20000	·	Accou...		818.79	-26,252.91
Bill Pmt -Check	01/30/2025	Bill.com	Bound Tree Medical...	https://app02....	20000	·	Accou...		323.52	-26,576.43
Bill Pmt -Check	01/30/2025	Bill.com	Magic Pest Control	https://app02....	20000	·	Accou...		500.00	-27,076.43
Bill Pmt -Check	01/30/2025	Bill.com	Professional Sales ...	https://app02....	20000	·	Accou...		768.85	-27,845.28
Bill Pmt -Check	01/30/2025	Bill.com	Waterous Company	https://app02....	20000	·	Accou...		686.03	-28,531.31
Bill Pmt -Check	01/30/2025	Bill.com	BPCWS, PLLC	https://app02....	20000	·	Accou...		4,692.24	-33,223.55
Bill Pmt -Check	01/30/2025	Bill.com	Bound Tree Medical...	https://app02....	20000	·	Accou...		225.59	-33,449.14
Bill Pmt -Check	01/30/2025	Bill.com	Arizona Water Com...	https://app02....	20000	·	Accou...		114.79	-33,563.93
Bill Pmt -Check	01/30/2025	Bill.com	Factory Motor Parts	https://app02....	20000	·	Accou...		392.41	-33,956.34

Superstition Fire & Medical District Transaction Detail by Account January 2025

Type	Date	Num	Name	Memo	Class	Clr	Split	Debit	Credit	Balance
Bill Pmt -Check	01/30/2025	Bill.com	W.W.Williams Phoe...	https://app02....			20000 · Accou...		1,417.01	-35,373.35
Bill Pmt -Check	01/30/2025	Bill.com	U.S. BANK EQUIP...	https://app02....			20000 · Accou...		271.87	-35,645.22
Bill Pmt -Check	01/30/2025	Bill.com	Waxie Sanitary Sup...	https://app02....			20000 · Accou...		129.80	-35,775.02
Bill Pmt -Check	01/30/2025	Bill.com	Waterous Company	https://app02....			20000 · Accou...		606.80	-36,381.82
Bill Pmt -Check	01/30/2025	Bill.com	Bound Tree Medical...	https://app02....			20000 · Accou...		1,378.80	-37,760.62
Bill Pmt -Check	01/30/2025	Bill.com	Empire Southwest L...	https://app02....			20000 · Accou...		272.75	-38,033.37
Bill Pmt -Check	01/30/2025	Bill.com	Bound Tree Medical...	https://app02....			20000 · Accou...		31.00	-38,064.37
Bill Pmt -Check	01/30/2025	Bill.com	Arizona Water Com...	https://app02....			20000 · Accou...		89.56	-38,153.93
Bill Pmt -Check	01/30/2025	Bill.com	Rugged Solutions A...	https://app02....			20000 · Accou...		5,720.84	-43,874.77
Bill Pmt -Check	01/30/2025	Bill.com	Bound Tree Medical...	https://app02....			20000 · Accou...		318.48	-44,193.25
Bill Pmt -Check	01/30/2025	Bill.com	Arizona Water Com...	https://app02....			20000 · Accou...		304.72	-44,497.97
Bill Pmt -Check	01/30/2025	Bill.com	United Fire Equipm...	https://app02....			20000 · Accou...		80.26	-44,578.23
Bill Pmt -Check	01/30/2025	Bill.com	Freightliner Of Arizo...	https://app02....			20000 · Accou...		850.27	-45,428.50
Bill Pmt -Check	01/30/2025	Bill.com	Arizona Propane	https://app02....			20000 · Accou...		402.47	-45,830.97
Bill Pmt -Check	01/30/2025	Bill.com	Bound Tree Medical...	https://app02....			20000 · Accou...		200.55	-46,031.52
Bill Pmt -Check	01/30/2025	Bill.com	Waxie Sanitary Sup...	https://app02....			20000 · Accou...		849.29	-46,880.81
Bill Pmt -Check	01/30/2025	Bill.com	Bakertilly	https://app02....			20000 · Accou...		6,000.00	-52,880.81
Bill Pmt -Check	01/30/2025	Bill.com	Jonoco, LLC	https://app02....			20000 · Accou...		5,146.79	-58,027.60
Bill Pmt -Check	01/30/2025	Bill.com	Bud's Bulk Ice Servi...	https://app02....			20000 · Accou...		283.47	-58,311.07
Bill Pmt -Check	01/30/2025	Bill.com	O'Reilly Automotive ...	https://app02....			20000 · Accou...		35.06	-58,346.13
Bill Pmt -Check	01/30/2025	Bill.com	Mediacom	https://app02....			20000 · Accou...		529.58	-58,875.71
Bill Pmt -Check	01/30/2025	Bill.com	Waxie Sanitary Sup...	https://app02....			20000 · Accou...		97.28	-58,972.99
Bill Pmt -Check	01/30/2025	Bill.com	Hafer A/C & Refridg...	https://app02....			20000 · Accou...		230.14	-59,203.13
Bill Pmt -Check	01/30/2025	Bill.com	Advanced Data Pro...	https://app02....			20000 · Accou...		22,202.43	-81,405.56
Bill Pmt -Check	01/30/2025	Bill.com	Arizona Water Com...	https://app02....			20000 · Accou...		52.45	-81,458.01
Bill Pmt -Check	01/30/2025	Bill.com	Robert Horne Ford	https://app02....			20000 · Accou...		41.41	-81,499.42
Bill Pmt -Check	01/30/2025	Bill.com	Cummins Sales and...	https://app02....			20000 · Accou...		1,867.14	-83,366.56
Bill Pmt -Check	01/30/2025	Bill.com	Robert Horne Ford	https://app02....			20000 · Accou...		86.63	-83,453.19
Bill Pmt -Check	01/30/2025	Bill.com	United Fire Equipm...	https://app02....			20000 · Accou...		177.09	-83,630.28
Bill Pmt -Check	01/30/2025	Bill.com	Robert Horne Ford	https://app02....			20000 · Accou...		332.62	-83,962.90
Bill Pmt -Check	01/30/2025	Bill.com	Bud's Bulk Ice Servi...	https://app02....			20000 · Accou...		374.69	-84,337.59
Bill Pmt -Check	01/30/2025	Bill.com	O'Reilly Automotive ...	https://app02....			20000 · Accou...		26.34	-84,363.93
Bill Pmt -Check	01/30/2025	Bill.com	Arizona Water Com...	https://app02....			20000 · Accou...		52.45	-84,416.38
Bill Pmt -Check	01/30/2025	Bill.com	Arizona Water Com...	https://app02....			20000 · Accou...		39.43	-84,455.81
Bill Pmt -Check	01/30/2025	Bill.com	Factory Motor Parts	https://app02....			20000 · Accou...		494.34	-84,950.15
Bill Pmt -Check	01/30/2025	Bill.com	O'Reilly Automotive ...	https://app02....			20000 · Accou...		32.11	-84,982.26
Bill Pmt -Check	01/30/2025	Bill.com	Aetna Behavioral H...	https://app02....			20000 · Accou...		1,052.16	-86,034.42
Bill Pmt -Check	01/30/2025	Bill.com	Medline Industries, LP	https://app02....			20000 · Accou...		624.05	-86,658.47
General Journal	01/30/2025	755		BILL 01/30/25...			10150 · Payroll...	86,022.05		-636.42
General Journal	01/31/2025	769		to clear bill.com	150 - Am...		4210 · Ambula...	286.25		-350.17
Total 1072 · Bill.com Money Out Clearing								541,633.12	541,983.29	-350.17
11000 · Petty Cash - Accounting										
Bill Pmt -Check	01/02/2025		San Tan Auto Partn...	QuickBooks g...			20000 · Accou...	0.00		0.00
Bill Pmt -Check	01/02/2025		O'Reilly Automotive ...	QuickBooks g...			20000 · Accou...	0.00		0.00
Bill Pmt -Check	01/07/2025		O'Reilly Automotive ...	QuickBooks g...			20000 · Accou...	0.00		0.00
Bill Pmt -Check	01/21/2025		United Fire Equipm...	QuickBooks g...			20000 · Accou...	0.00		0.00
Deposit	01/22/2025			Close out pett...	100 - Ge...		10100 · Fund ...		100.00	-100.00
Bill Pmt -Check	01/28/2025		O'Reilly Automotive ...	QuickBooks g...			20000 · Accou...	0.00		-100.00

6:06 AM

02/13/25

Accrual Basis

**Superstition Fire & Medical District
Transaction Detail by Account
January 2025**

Type	Date	Num	Name	Memo	Class	Clr	Split	Debit	Credit	Balance
Total 11000 · Petty Cash - Accounting								0.00	100.00	-100.00
TOTAL								3,407,373.19	4,568,603.89	-1,161,230.70



Superstition Fire and Medical District

Fiscal Year Begins: Jul-24

Twelve-Month Cash Flow

Superstition Fire and Medical District

	Beginning	Jul-24	Aug-24	Sep-24	Oct-24	Nov-24	Dec-24	Jan-25	Feb-25	Mar-25	Apr-25	May-25	Jun-25	Monthly Average	Overview
Cash Summary															
Cash on Hand (beginning of month)	7,061,671	7,061,671	6,027,046	3,293,510	4,243,543	10,793,264	11,354,659	11,584,069	10,382,320	9,117,593	8,190,828	7,902,555	11,010,554	8,413,468	
Cash Available (on hand + receipts, before cash out)	7,061,671	7,997,029	6,694,122	5,930,931	12,811,019	13,379,521	14,066,252	12,808,941	11,158,467	10,231,930	10,052,382	12,888,753	12,053,639	10,839,416	
Cash Position (end of month)	7,061,671	6,027,046	3,293,510	4,243,543	10,793,264	11,354,659	11,584,069	10,382,320	9,117,593	8,190,828	7,902,555	11,010,554	7,398,184	8,441,511	
Cash Receipts															
Tax Levy Revenue		277,955	76,400	1,720,557	8,026,544	1,567,901	2,223,250	683,474	360,018	669,700	1,398,700	4,535,040	225,271	1,813,734	
Non-Tax Levy Revenue		657,403	590,676	916,864	540,932	521,986	488,342	541,398	416,129	444,637	462,854	451,158	549,562	548,495	
Transfers		0	0	0	0	496,371	0	0	0	0	0	0	268,252	63,719	
Total Cash Receipts		935,358	667,076	2,637,421	8,567,477	2,586,257	2,711,593	1,224,872	776,147	1,114,337	1,861,554	4,986,198	1,043,085	2,425,948	
Cash Paid Out															
Disbursements		1,969,983	2,400,612	1,687,388	2,017,756	2,024,862	2,482,183	2,426,621	2,040,874	2,041,102	2,149,827	1,878,199	3,108,042	2,185,621	
Transfers		0	1,000,000	0	0	0	0	0	0	0	0	0	1,547,413	212,284	
Total Cash Paid Out		1,969,983	3,400,612	1,687,388	2,017,756	2,024,862	2,482,183	2,426,621	2,040,874	2,041,102	2,149,827	1,878,199	4,655,455	2,397,905	
		(Actual)	(Actual)	(Actual)	(Actual)	(Actual)	(Actual)	(Actual)	(Budget)	(Budget)	(Budget)	(Budget)	(Budget)		

*This includes the General Fund, Transport Services Fund and Special Revenue Fund