



Superstition Fire and Medical District

Monthly Financial Report

Monthly Financial Report – December 2024

Attached are the following for your information and review:

1. Balance Sheet as of December 31, 2024.
2. Summary of reconciled cash balances on December 31, 2024.
3. Income Statement of Revenues and Expenditures for December 2024, including budget to actual and year-to-date balances.
4. PPT Graphs
5. December 2024 Disbursements.
6. 12-Month Cash Flow.

Key points:

- Total Revenue for December was \$2,693,517, which was \$254,187 over budget.
 - Tax Levy Revenue for December was \$171,752 over budget.
 - Non-Tax Levy Revenue for December was \$629,265, which was \$82,435 over budget.
 - Driven by higher than anticipated Smart and Safe Income and Transport Revenue.
- Total Expenses for December were \$2,036,710, which were \$187,445 under budget.
 - Personnel Expenses were \$90,516 under budget driven lower overtime costs and associated benefit costs.
 - Vehicles and Equipment were \$31,106 under budget driven by lower PPE, fuel and vehicle repair and maintenance costs.
 - Communications/IT were \$52,209 under budget driven by timing of dispatch costs.
- Total Year-to-Date Revenue is \$16,961,130, which is \$1,006,748 over budget driven by timing of property tax collections and transport revenue.
- Total Year-to-Date Expenses are \$11,148,411 which is under budget by \$1,145,616, primarily driven by lower overtime needs as well as timing of equipment purchases and IT support.
- Total Cash as of December 2024 was \$18,333,410, which is up \$2,580,215 from last year.

Please contact Ben Archer-Clowes for any questions or concerns regarding this report.

Superstition Fire & Medical District
Balance Sheet Prev Year Comparison
As of December 31, 2024

	Dec 31, 24	Dec 31, 23	\$ Change
ASSETS			
Current Assets			
Checking/Savings			
10100 · Fund Cash - General (M&O)	9,363,636.02	7,789,137.71	1,574,498.31
10120 · Ambulance Operating	24,281.80	22,574.22	1,707.58
10130 · Ambulance Payroll	321,096.81	293,432.10	27,664.71
10140 · Transport Lockbox	157,311.08	166,501.58	-9,190.50
10150 · Payroll Account	1,393,686.04	668,632.71	725,053.33
10200 · Fund Cash - Capital Projects	2,731,479.67	2,831,325.59	-99,845.92
10400 · Special Revenue Fund	323,956.86	76,018.64	247,938.22
10500 · Fund Cash - Bond Proceeds 2006	467,774.95	477,999.85	-10,224.90
10600 · Debt Retirement Interest	13,799.16	20,505.16	-6,706.00
10700 · Contingency Reserve Fund Cash	3,536,287.13	3,426,336.99	109,950.14
1072 · Bill.com Money Out Clearing	0.00	629.73	-629.73
11000 · Petty Cash - Accounting	100.00	100.00	0.00
Total Checking/Savings	18,333,409.52	15,773,194.28	2,560,215.24
Accounts Receivable			
13000 · Accounts Receivable	1,136,332.00	310,443.24	825,888.76
Total Accounts Receivable	1,136,332.00	310,443.24	825,888.76
Other Current Assets			
12001 · Undeposited Funds	5,747.31	20.00	5,727.31
15000 · Due From other funds	0.00	2,698,823.02	-2,698,823.02
Total Other Current Assets	5,747.31	2,698,843.02	-2,693,095.71
Total Current Assets	19,475,488.83	18,782,480.54	693,008.29
Fixed Assets			
17001 · Vehicles			
17005 · Accm Dep - Vehicles	-6,961,056.00	-6,961,056.00	0.00
17001 · Vehicles - Other	11,928,397.00	11,928,397.00	0.00
Total 17001 · Vehicles	4,967,341.00	4,967,341.00	0.00
17010 · Machinery and Equipment			
17015 · Accm Dep Machinery and Equipmen	-3,188,063.00	-3,188,063.00	0.00
17010 · Machinery and Equipment - Other	4,258,599.00	4,258,599.00	0.00
Total 17010 · Machinery and Equipment	1,070,536.00	1,070,536.00	0.00
17020 · Land			
17020 · Land	1,241,806.00	1,241,806.00	0.00
17030 · Building and Improvements			
17035 · Accm Dep Building and Improve	-8,580,720.00	-8,580,720.00	0.00
17030 · Building and Improvements - Other	12,050,431.00	12,050,431.00	0.00
Total 17030 · Building and Improvements	3,469,711.00	3,469,711.00	0.00
17040 · Leasehold Improvements			
17045 · Accm Dep Leasehold Improvements	-834,316.00	-834,316.00	0.00
17040 · Leasehold Improvements - Other	922,525.00	922,525.00	0.00
Total 17040 · Leasehold Improvements	88,209.00	88,209.00	0.00
Total Fixed Assets	10,837,603.00	10,837,603.00	0.00
Other Assets			
16000 · Prepaid Items	127,063.40	-0.57	127,063.97
17050 · Investment in Joint Venture	158,227.00	158,227.00	0.00
18000 · ASRS OPEB Asset	73,007.00	73,007.00	0.00
18005 · PSPRS OPEB Asset	6,639.00	6,639.00	0.00
18010 · Deferred Outflows PSPRS	633,397.00	633,397.00	0.00
18015 · Deferred Outflows ASRS	7,738.00	7,738.00	0.00
19000 · Suspense	0.00	0.81	-0.81
19001 · Medical Inventory	115,444.00	115,444.00	0.00
Total Other Assets	1,121,515.40	994,452.24	127,063.16

Superstition Fire & Medical District
Balance Sheet Prev Year Comparison
As of December 31, 2024

	Dec 31, 24	Dec 31, 23	\$ Change
TOTAL ASSETS	31,434,607.23	30,614,535.78	820,071.45
LIABILITIES & EQUITY			
Liabilities			
Current Liabilities			
Accounts Payable			
20000 · Accounts Payable	192,276.30	365,066.16	-172,789.86
Total Accounts Payable	192,276.30	365,066.16	-172,789.86
Credit Cards			
21002 · Chase Credit Card	0.00	7,597.51	-7,597.51
Total Credit Cards	0.00	7,597.51	-7,597.51
Other Current Liabilities			
21000 · Payroll Liabilities			
21660 · HSA - Health Savings Account	0.00	-271,979.59	271,979.59
21700 · Career F.F. Employee Retirement	0.00	215,880.04	-215,880.04
21725 · Civilian Employee Retirement	0.00	-396.66	396.66
21800 · Pre-Tax 457 Plan	-0.01	115,970.21	-115,970.22
21850 · Def Comp 457 Match	0.00	48,968.00	-48,968.00
21900 · Career F.F. Union Dues	0.00	21,181.44	-21,181.44
21925 · Career F.F. PAC Dues	0.00	2,570.00	-2,570.00
21930 · EV FF Charities	0.00	3,359.48	-3,359.48
22000 · Superior Court Clerk W/H	0.00	1,392.32	-1,392.32
22200 · Dis Insurance-Vol Long Term	0.00	-3,197.90	3,197.90
22300 · Life Ins - Vol Supplemental	0.00	-343.28	343.28
24000 · AFLAC	0.00	6,439.88	-6,439.88
26400 · Accrued Payroll & Benefits	511,034.00	0.00	511,034.00
21000 · Payroll Liabilities - Other	178,359.10	506,171.45	-327,812.35
Total 21000 · Payroll Liabilities	689,393.09	646,015.39	43,377.70
21100 · Compensated Absenses	3,063,026.00	3,063,026.00	0.00
21250 · Sales Tax Payable	87.96	323.60	-235.64
24020 · Accrued Interest Expense	16,346.00	32,301.00	-15,955.00
25000 · Due To other funds	0.00	2,698,823.02	-2,698,823.02
26000 · Deferred Revenue	914,538.00	914,538.00	0.00
27000 · Bond Payable	30,537,000.00	31,689,000.00	-1,152,000.00
27005 · Unamortized GADA Bond	73,211.00	73,211.00	0.00
27010 · Ambulance Lease Agreement	169,980.00	334,945.00	-164,965.00
27015 · Capital Lease Agreements	918,596.00	1,032,319.00	-113,723.00
29000 · Deferred Inflows PSPRS	180,362.00	180,362.00	0.00
29010 · Deferred Inflows ASRS	46,105.00	46,105.00	0.00
29020 · Net Pension Liability PSPRS	3,038,177.00	3,038,177.00	0.00
Total Other Current Liabilities	39,646,822.05	43,749,146.01	-4,102,323.96
Total Current Liabilities	39,839,098.35	44,121,809.68	-4,282,711.33
Total Liabilities	39,839,098.35	44,121,809.68	-4,282,711.33
Equity			
31000 · Fund Balance	-17,113,564.00	-17,113,564.00	0.00
32000 · Retained Earnings	3,006,117.80	53,593.91	2,952,523.89
Net Income	5,702,955.08	3,552,696.19	2,150,258.89
Total Equity	-8,404,491.12	-13,507,273.90	5,102,782.78
TOTAL LIABILITIES & EQUITY	31,434,607.23	30,614,535.78	820,071.45

Superstition Fire and Medical District
 Reconciliation Summary
 Period Ending 12/31/2024

	General Fund	Ambulance	Capital Projects	Special Revenue	Bond Proceeds
	12/31/2024	Operating	12/31/2024	Fund	12/31/2024
	12/31/2024	12/31/2024	12/31/2024	12/31/2024	12/31/2024
Beginning Balance	9,046,491.74	26,893.76	2,720,994.79	322,980.68	407,421.30
Cleared Transactions					
Checks and Payments	(1,886,137.02)	-	-	-	-
Deposits and Credits	2,229,897.40	95.98	10,484.88	976.18	60,353.65
Total Cleared Transactions	<u>343,760.38</u>	<u>95.98</u>	<u>10,484.88</u>	<u>976.18</u>	<u>60,353.65</u>
Cleared Balance	<u>9,390,252.12</u>	<u>26,989.74</u>	<u>2,731,479.67</u>	<u>323,956.86</u>	<u>467,774.95</u>
Uncleared Transactions					
Checks and Payments	(26,616.10)	(2,707.94)	-	-	-
Deposits and Credits	-	-	-	-	-
Total Uncleared Transactions	<u>(26,616.10)</u>	<u>(2,707.94)</u>	<u>-</u>	<u>-</u>	<u>-</u>
Register Balance as of 12/31/2024	<u>9,363,636.02</u>	<u>24,281.80</u>	<u>2,731,479.67</u>	<u>323,956.86</u>	<u>467,774.95</u>

	Debt Retirement	Contingency	Transport	Ground	Payroll Account
	Interest	Reserve Fund	Lockbox	Transportaion	12/31/2024
	12/31/2024	12/31/2024	12/31/2024	12/31/2024	12/31/2024
Beginning Balance	36,676.77	3,523,628.26	346,577.52	153,026.21	1,487,913.18
Cleared Transactions					
Checks and Payments	(27,974.55)	-	(300,025.00)	(501,293.87)	(2,094,727.14)
Deposits and Credits	5,096.94	12,658.87	110,758.56	669,364.47	2,000,500.00
Total Cleared Transactions	<u>(22,877.61)</u>	<u>12,658.87</u>	<u>(189,266.44)</u>	<u>168,070.60</u>	<u>(94,227.14)</u>
	<u>13,799.16</u>	<u>3,536,287.13</u>	<u>157,311.08</u>	<u>321,096.81</u>	<u>1,393,686.04</u>
Uncleared Transactions					
Checks and Payments	-	-	-	-	-
Deposits and Credits	-	-	-	-	-
Total Uncleared Transactions	<u>-</u>	<u>-</u>	<u>-</u>	<u>-</u>	<u>-</u>
Register Balance as of 12/31/2024	<u>13,799.16</u>	<u>3,536,287.13</u>	<u>157,311.08</u>	<u>321,096.81</u>	<u>1,393,686.04</u>

Superstition Fire & Medical District Profit & Loss Budget Performance December 2024

	Dec 24	Budget	\$ Over Budget	Jul - Dec 24	YTD Budget	\$ Over Budget	Annual Budget
Ordinary Income/Expense							
Income							
4000 · Tax Levy Revenue	2,064,252.00	1,892,500.00	171,752.00	13,578,038.40	13,301,500.00	276,538.40	21,764,811.00
4200 · Non-Tax Levy Revenue	629,265.45	546,830.00	82,435.45	3,383,091.36	2,652,882.00	730,209.36	5,443,789.00
Total Income	2,693,517.45	2,439,330.00	254,187.45	16,961,129.76	15,954,382.00	1,006,747.76	27,208,600.00
Gross Profit	2,693,517.45	2,439,330.00	254,187.45	16,961,129.76	15,954,382.00	1,006,747.76	27,208,600.00
Expense							
5000 · Personnel Expenses	1,800,507.18	1,891,023.50	-90,516.32	9,517,518.38	10,117,548.50	-600,030.12	21,133,207.00
6100 · Building and Land	46,181.62	44,890.00	1,291.62	291,953.69	273,870.00	18,083.69	541,309.00
6200 · Vehicles & Equipment	94,566.29	125,672.00	-31,105.71	583,815.71	754,032.00	-170,216.29	1,507,332.00
6300 · Communication/IT	40,377.57	92,587.00	-52,209.43	322,504.66	555,522.00	-233,017.34	1,111,498.00
6400 · Travel & Training	9,126.54	25,081.00	-15,954.46	78,559.63	151,036.00	-72,476.37	303,569.00
7100 · Managerial Expense	45,950.52	44,901.00	1,049.52	354,058.71	442,018.00	-87,959.29	855,882.00
Total Expense	2,036,709.72	2,224,154.50	-187,444.78	11,148,410.78	12,294,026.50	-1,145,615.72	25,452,797.00
Net Ordinary Income	656,807.73	215,175.50	441,632.23	5,812,718.98	3,660,355.50	2,152,363.48	1,755,803.00
Other Income/Expense							
Other Income							
9001 · Transfers In from Other Funds	0.00	0.00	0.00	0.00	0.00	0.00	268,252.00
Total Other Income	0.00	0.00	0.00	0.00	0.00	0.00	268,252.00
Other Expense							
8500 · Debt Payments	0.00	0.00	0.00	0.00	0.00	0.00	175,148.00
9501 · Transfers Out to other Funds	0.00	0.00	0.00	1,000,000.00	0.00	1,000,000.00	1,547,413.00
Total Other Expense	0.00	0.00	0.00	1,000,000.00	0.00	1,000,000.00	1,722,561.00
Net Other Income	0.00	0.00	0.00	-1,000,000.00	0.00	-1,000,000.00	-1,454,309.00
Net Income	656,807.73	215,175.50	441,632.23	4,812,718.98	3,660,355.50	1,152,363.48	301,494.00

Superstition Fire & Medical District
Profit & Loss Budget Performance - General Fund
December 2024

	Dec 24	Budget	\$ Over Budget	Jul - Dec 24	YTD Budget	\$ Over Budget	Annual Budget
Ordinary Income/Expense							
Income							
4000 · Tax Levy Revenue	2,064,252.00	1,892,500.00	171,752.00	13,578,038.40	13,301,500.00	276,538.40	21,764,811.00
4200 · Non-Tax Levy Revenue	161,181.64	108,800.00	52,381.64	686,287.53	347,800.00	338,487.53	707,897.00
Total Income	2,225,433.64	2,001,300.00	224,133.64	14,264,325.93	13,649,300.00	615,025.93	22,472,708.00
Gross Profit	2,225,433.64	2,001,300.00	224,133.64	14,264,325.93	13,649,300.00	615,025.93	22,472,708.00
Expense							
5000 · Personnel Expenses	1,574,069.74	1,659,104.50	-85,034.76	8,135,467.77	8,625,296.50	-489,828.73	18,144,318.00
6100 · Building and Land	32,945.14	33,850.00	-904.86	205,322.98	206,630.00	-1,307.02	407,829.00
6200 · Vehicles & Equipment	55,343.41	81,664.00	-26,320.59	302,431.65	489,984.00	-187,552.35	979,247.00
6300 · Communication/IT	27,317.97	56,103.00	-28,785.03	176,286.06	336,618.00	-160,331.94	673,699.00
6400 · Travel & Training	7,430.52	23,224.00	-15,793.48	66,928.91	139,844.00	-72,915.09	281,169.00
7100 · Managerial Expense	21,288.19	18,240.00	3,048.19	194,847.80	257,440.00	-62,592.20	486,727.00
Total Expense	1,718,394.97	1,872,185.50	-153,790.53	9,081,285.17	10,055,812.50	-974,527.33	20,972,989.00
Net Ordinary Income	507,038.67	129,114.50	377,924.17	5,183,040.76	3,593,487.50	1,589,553.26	1,499,719.00
Other Income/Expense							
Other Income							
9001 · Transfers In from Other Funds	0.00	0.00	0.00	0.00	0.00	0.00	268,252.00
Total Other Income	0.00	0.00	0.00	0.00	0.00	0.00	268,252.00
Other Expense							
9501 · Transfers Out to other Funds	0.00	0.00	0.00	1,000,000.00	0.00	1,000,000.00	1,547,413.00
Total Other Expense	0.00	0.00	0.00	1,000,000.00	0.00	1,000,000.00	1,547,413.00
Net Other Income	0.00	0.00	0.00	-1,000,000.00	0.00	-1,000,000.00	-1,279,161.00
Net Income	<u>507,038.67</u>	<u>129,114.50</u>	<u>377,924.17</u>	<u>4,183,040.76</u>	<u>3,593,487.50</u>	<u>589,553.26</u>	<u>220,558.00</u>

Superstition Fire & Medical District
Profit & Loss Budget Performance - Transport Services Fund
December 2024

	<u>Dec 24</u>	<u>Budget</u>	<u>\$ Over Budget</u>	<u>Jul - Dec 24</u>	<u>YTD Budget</u>	<u>\$ Over Budget</u>	<u>Annual Budget</u>
Ordinary Income/Expense							
Income							
4200 · Non-Tax Levy Revenue	468,083.81	438,030.00	30,053.81	2,696,803.83	2,305,082.00	391,721.83	4,735,892.00
Total Income	468,083.81	438,030.00	30,053.81	2,696,803.83	2,305,082.00	391,721.83	4,735,892.00
Gross Profit	468,083.81	438,030.00	30,053.81	2,696,803.83	2,305,082.00	391,721.83	4,735,892.00
Expense							
5000 · Personnel Expenses	226,437.44	231,919.00	-5,481.56	1,382,050.61	1,492,252.00	-110,201.39	2,988,889.00
6100 · Building and Land	13,236.48	11,040.00	2,196.48	86,630.71	67,240.00	19,390.71	133,480.00
6200 · Vehicles & Equipment	39,222.88	44,008.00	-4,785.12	281,384.06	264,048.00	17,336.06	528,085.00
6300 · Communication/IT	13,059.60	36,484.00	-23,424.40	146,218.60	218,904.00	-72,685.40	437,799.00
6400 · Travel & Training	1,696.02	1,857.00	-160.98	11,630.72	11,192.00	438.72	22,400.00
7100 · Managerial Expense	24,662.33	26,661.00	-1,998.67	159,210.91	184,578.00	-25,367.09	369,155.00
Total Expense	318,314.75	351,969.00	-33,654.25	2,067,125.61	2,238,214.00	-171,088.39	4,479,808.00
Net Ordinary Income	149,769.06	86,061.00	63,708.06	629,678.22	66,868.00	562,810.22	256,084.00
Other Income/Expense							
Other Expense							
8500 · Debt Payments	0.00	0.00	0.00	0.00	0.00	0.00	175,148.00
Total Other Expense	0.00	0.00	0.00	0.00	0.00	0.00	175,148.00
Net Other Income	0.00	0.00	0.00	0.00	0.00	0.00	-175,148.00
Net Income	149,769.06	86,061.00	63,708.06	629,678.22	66,868.00	562,810.22	80,936.00

Superstition Fire & Medical District
Profit & Loss Budget Performance - Capital Fund
December 2024

	Dec 24	Budget	\$ Over Budget	Jul - Dec 24	YTD Budget	\$ Over Budget	Annual Budget
Ordinary Income/Expense							
Income							
4200 · Non-Tax Levy Revenue	10,484.88	3,750.00	6,734.88	44,538.63	22,500.00	22,038.63	45,000.00
Total Income	10,484.88	3,750.00	6,734.88	44,538.63	22,500.00	22,038.63	45,000.00
Gross Profit	10,484.88	3,750.00	6,734.88	44,538.63	22,500.00	22,038.63	45,000.00
Expense							
7100 · Managerial Expense	0.00	0.00	0.00	0.00	0.00	0.00	33,985.00
Total Expense	0.00	0.00	0.00	0.00	0.00	0.00	33,985.00
Net Ordinary Income	10,484.88	3,750.00	6,734.88	44,538.63	22,500.00	22,038.63	11,015.00
Other Income/Expense							
Other Income							
9001 · Transfers In from Other Funds	0.00	0.00	0.00	1,000,000.00	0.00	1,000,000.00	1,500,000.00
Total Other Income	0.00	0.00	0.00	1,000,000.00	0.00	1,000,000.00	1,500,000.00
Other Expense							
8100 · Capital Outlay	53,943.33	0.00	53,943.33	600,991.22	0.00	600,991.22	0.00
8500 · Debt Payments	0.00			0.00			236,530.00
Total Other Expense	53,943.33	0.00	53,943.33	600,991.22	0.00	600,991.22	236,530.00
Net Other Income	-53,943.33	0.00	-53,943.33	399,008.78	0.00	399,008.78	1,263,470.00
Net Income	-43,458.45	3,750.00	-47,208.45	443,547.41	22,500.00	421,047.41	1,274,485.00

Superstition Fire & Medical District
Profit & Loss Budget Performance - Debt Service Fund
December 2024

	Dec 24	Budget	\$ Over Budget	Jul - Dec 24	YTD Budget	\$ Over Budget	Annual Budget
Ordinary Income/Expense							
Income							
4000 · Tax Levy Revenue	64,301.33	58,600.00	5,701.33	413,805.69	399,600.00	14,205.69	662,177.00
4200 · Non-Tax Levy Revenue	1,149.26	650.00	499.26	5,192.31	3,900.00	1,292.31	8,000.00
Total Income	65,450.59	59,250.00	6,200.59	418,998.00	403,500.00	15,498.00	670,177.00
Gross Profit	65,450.59	59,250.00	6,200.59	418,998.00	403,500.00	15,498.00	670,177.00
Expense							
7100 · Managerial Expense	27,974.55	27,974.00	0.55	27,974.55	27,974.00	0.55	55,949.00
Total Expense	27,974.55	27,974.00	0.55	27,974.55	27,974.00	0.55	55,949.00
Net Ordinary Income	37,476.04	31,276.00	6,200.04	391,023.45	375,526.00	15,497.45	614,228.00
Other Income/Expense							
Other Income							
9001 · Transfers In from Other Funds	0.00	0.00	0.00	0.00	0.00	0.00	47,413.00
Total Other Income	0.00	0.00	0.00	0.00	0.00	0.00	47,413.00
Other Expense							
8500 · Debt Payments	0.00	0.00	0.00	0.00	0.00	0.00	639,000.00
Total Other Expense	0.00	0.00	0.00	0.00	0.00	0.00	639,000.00
Net Other Income	0.00	0.00	0.00	0.00	0.00	0.00	-591,587.00
Net Income	37,476.04	31,276.00	6,200.04	391,023.45	375,526.00	15,497.45	22,641.00

Superstition Fire & Medical District
Profit & Loss Budget Performance - COP Reserve Fund
December 2024

	<u>Dec 24</u>	<u>Budget</u>	<u>\$ Over Budget</u>	<u>Jul - Dec 24</u>	<u>YTD Budget</u>	<u>\$ Over Budget</u>	<u>Annual Budget</u>
Ordinary Income/Expense							
Income							
4200 · Non-Tax Levy Revenue	12,658.87	4,500.00	8,158.87	55,057.93	27,000.00	28,057.93	55,000.00
Total Income	12,658.87	4,500.00	8,158.87	55,057.93	27,000.00	28,057.93	55,000.00
Gross Profit	12,658.87	4,500.00	8,158.87	55,057.93	27,000.00	28,057.93	55,000.00
Net Ordinary Income	12,658.87	4,500.00	8,158.87	55,057.93	27,000.00	28,057.93	55,000.00
Other Income/Expense							
Other Expense							
9501 · Transfers Out to other Funds	0.00	0.00	0.00	0.00	0.00	0.00	268,252.00
Total Other Expense	0.00	0.00	0.00	0.00	0.00	0.00	268,252.00
Net Other Income	0.00	0.00	0.00	0.00	0.00	0.00	-268,252.00
Net Income	<u>12,658.87</u>	<u>4,500.00</u>	<u>8,158.87</u>	<u>55,057.93</u>	<u>27,000.00</u>	<u>28,057.93</u>	<u>-213,252.00</u>

Financial Report December 2024

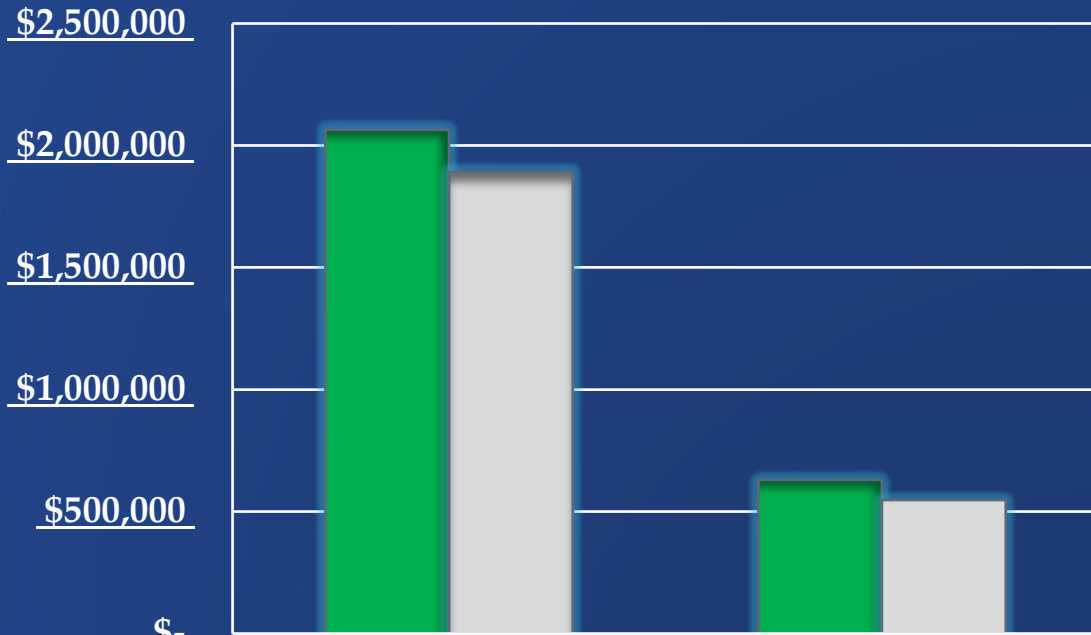


JAMES VINCENT GROUP
ACCOUNTING & CONSULTING



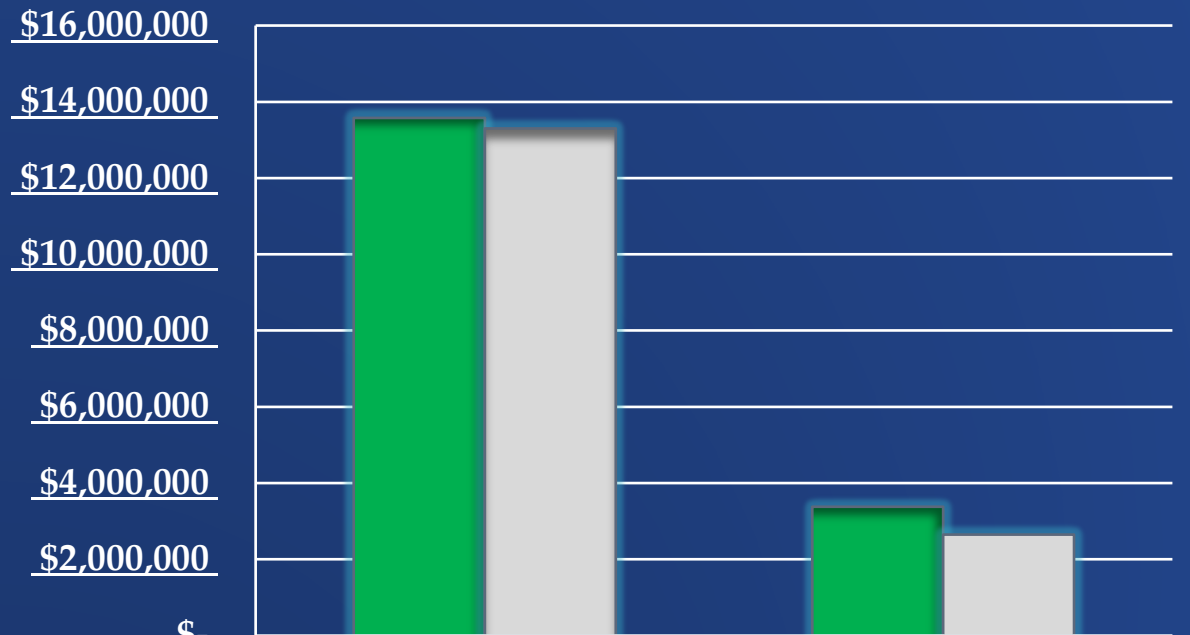
Revenue Actuals vs. Budget

December



	Tax Levy	Non-Tax Levy
Actual	\$2,064,252	\$629,265
Budget	\$1,892,500	\$546,830
VAR	\$171,752	\$82,435

YTD



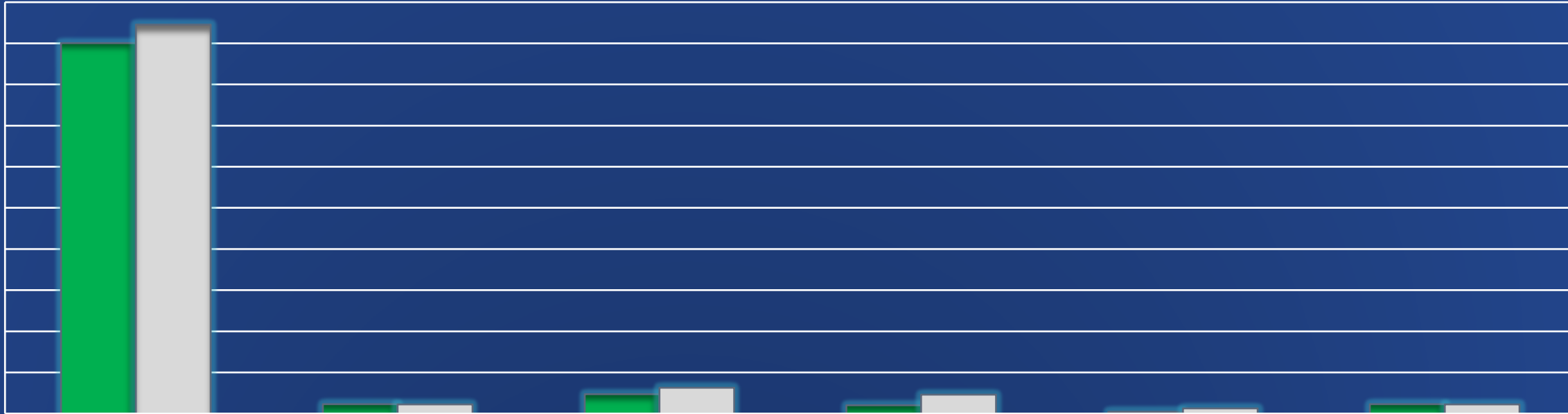
	Tax Levy	Non-Tax Levy
Actual	\$13,578,038	\$3,383,091
Budget	\$13,301,500	\$2,652,882
VAR	\$276,538	\$730,209



December 2024 Actuals vs. Budget

Expenditures

\$2,000,000
 \$1,800,000
 \$1,600,000
 \$1,400,000
 \$1,200,000
 \$1,000,000
 \$800,000
 \$600,000
 \$400,000
 \$200,000
 \$-



	Personnel	Building & Land	Vehicles & Equipment	Communication/IT	Travel & Training	Managerial Expenses
■ Actual	\$1,800,507	\$46,182	\$94,566	\$40,378	\$9,127	\$45,951
■ Budget	\$1,891,024	\$44,890	\$125,672	\$92,587	\$25,081	\$44,901
VAR	\$(90,516)	\$1,292	\$(31,106)	\$(52,209)	\$(15,954)	\$1,050




YTD Actuals vs. Budget



JAMES VINCENT GROUP
ACCOUNTING & CONSULTING

Expenditures

\$12,000,000
\$10,000,000
\$8,000,000
\$6,000,000
\$4,000,000
\$2,000,000
\$-



	Personnel	Building & Land	Vehicles & Equipment	Communication/IT	Travel & Training	Managerial Expenses
Actual	\$9,517,518	\$291,954	\$583,816	\$322,505	\$78,560	\$354,059
Budget	\$10,117,549	\$273,870	\$754,032	\$555,522	\$151,036	\$442,018
VAR	\$(600,030)	\$18,084	\$(170,216)	\$(233,017)	\$(72,476)	\$(87,959)

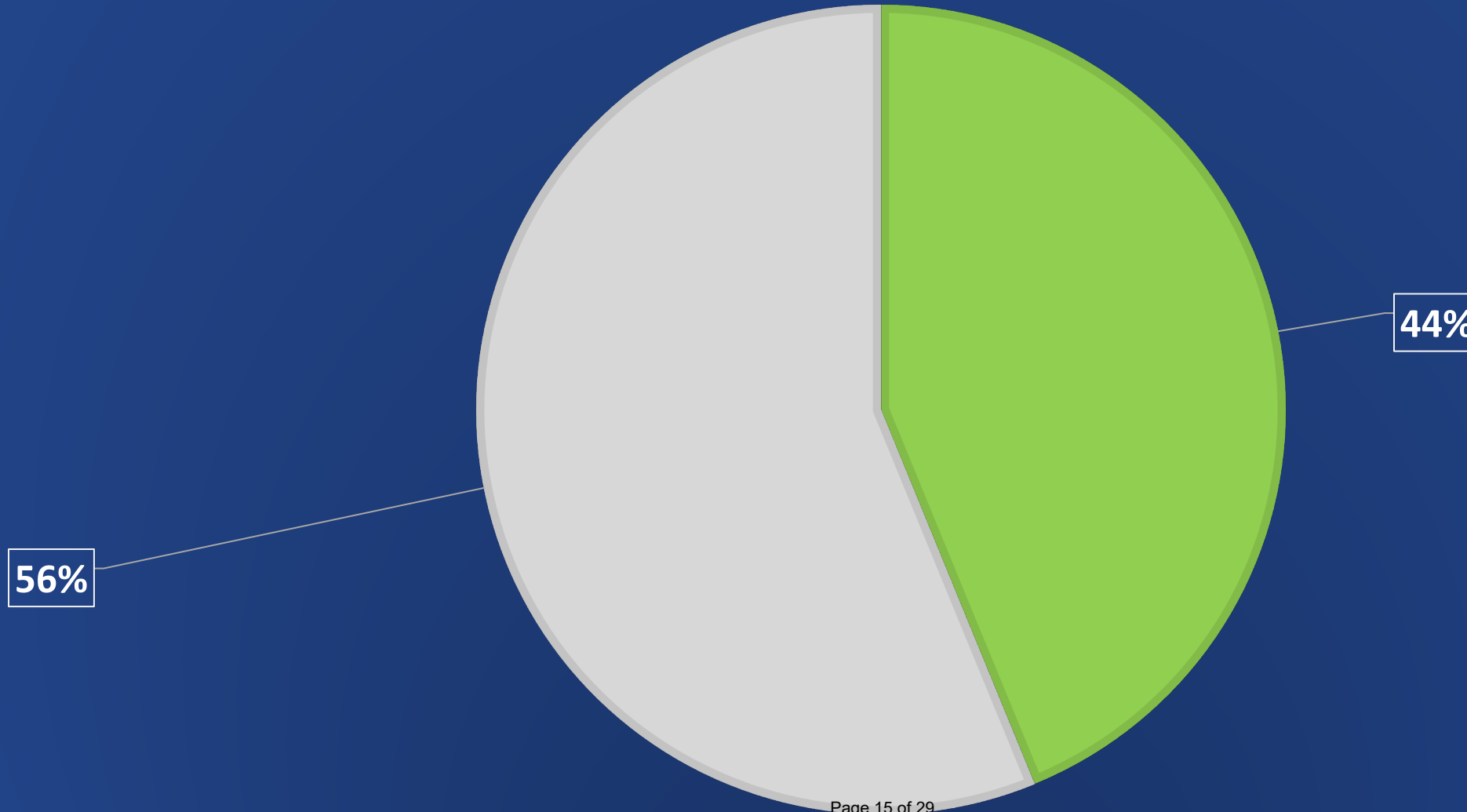
*This includes the General, Transport Services and Special Revenue Funds



YTD Expenses as a Percentage of Budget

■ Actual YTD ■ Budget Remaining

December 2024 Targeted % - 50%



**This includes the General, Transport Services and Special Revenue Funds*

6:41 AM

01/08/25

Accrual Basis

Superstition Fire & Medical District Transaction Detail by Account December 2024

Type	Date	Num	Name	Memo	Class	Clr	Split	Debit	Credit	Balance
10100 · Fund Cash - General (M&O)										
Check	12/12/2024	EFT		Wire Fees		X	7109 · Bank F...		20.00	-20.00
Check	12/12/2024	EFT		Wire Fees		X	7109 · Bank F...		5.00	-25.00
Transfer	12/12/2024			Funds Transfer		X	10150 · Payroll...		750,000.00	-750,025.00
Deposit	12/18/2024			Deposit		X	-SPLIT-	6,646.94		-743,378.06
Check	12/30/2024	EFT		Wire Fees		X	7109 · Bank F...		20.00	-743,398.06
Check	12/30/2024	EFT		Wire Fees		X	7109 · Bank F...		20.00	-743,418.06
Check	12/30/2024	EFT		Wire Fees		X	7109 · Bank F...		5.00	-743,423.06
Transfer	12/30/2024			Funds Transfer		X	10150 · Payroll...		750,000.00	-1,493,423.06
General Journal	12/31/2024	731		To Record Pr...		X	4010 · Propert...	2,223,250.46		729,827.40
Check	12/31/2024	EFT		Wire Fees		X	7109 · Bank F...		5.00	729,822.40
Check	12/31/2024					X	5200 · COP P...		386,062.02	343,760.38
Total 10100 · Fund Cash - General (M&O)								2,229,897.40	1,886,137.02	343,760.38
10120 · Ambulance Operating										
General Journal	12/31/2024	725		To Record Int...		X	4250 · Interest...	95.98		95.98
Total 10120 · Ambulance Operating								95.98	0.00	95.98
10130 · Ambulance Payroll										
Deposit	12/02/2024			Deposit		X	4210 · Ambula...	14,267.25		14,267.25
Deposit	12/02/2024			Deposit		X	4210 · Ambula...	3,226.14		17,493.39
Deposit	12/02/2024			Deposit		X	4210 · Ambula...	2,162.21		19,655.60
Deposit	12/02/2024			Deposit		X	4210 · Ambula...	823.02		20,478.62
Deposit	12/02/2024			Deposit		X	4210 · Ambula...	428.97		20,907.59
Deposit	12/02/2024			Deposit		X	4210 · Ambula...	284.64		21,192.23
Deposit	12/02/2024			Deposit		X	4210 · Ambula...	249.65		21,441.88
Deposit	12/02/2024			Deposit		X	4210 · Ambula...	235.04		21,676.92
Deposit	12/02/2024			Deposit		X	4210 · Ambula...	120.20		21,797.12
Deposit	12/02/2024			Deposit		X	4210 · Ambula...	290.00		22,087.12
Deposit	12/02/2024			Deposit		X	4210 · Ambula...	200.00		22,287.12
Deposit	12/02/2024			Deposit		X	4210 · Ambula...	25.00		22,312.12
Check	12/02/2024	EFT				X	7109 · Bank F...		1,268.87	21,043.25
Deposit	12/03/2024			Deposit		X	4210 · Ambula...	74.71		21,117.96
Deposit	12/03/2024			Deposit		X	4210 · Ambula...	3,998.52		25,116.48
Deposit	12/03/2024			Deposit		X	4210 · Ambula...	3,805.32		28,921.80
Deposit	12/03/2024			Deposit		X	4210 · Ambula...	2,684.62		31,606.42
Deposit	12/03/2024			Deposit		X	4210 · Ambula...	1,869.11		33,475.53
Deposit	12/03/2024			Deposit		X	4210 · Ambula...	1,558.01		35,033.54
Deposit	12/03/2024			Deposit		X	4210 · Ambula...	1,471.37		36,504.91
Deposit	12/03/2024			Deposit		X	4210 · Ambula...	1,421.22		37,926.13
Deposit	12/03/2024			Deposit		X	4210 · Ambula...	1,388.59		39,314.72
Deposit	12/03/2024			Deposit		X	4210 · Ambula...	934.55		40,249.27
Deposit	12/03/2024			Deposit		X	4210 · Ambula...	905.23		41,154.50
Deposit	12/03/2024			Deposit		X	4210 · Ambula...	583.78		41,738.28
Deposit	12/03/2024			Deposit		X	4210 · Ambula...	483.94		42,222.22
Deposit	12/03/2024			Deposit		X	4210 · Ambula...	480.99		42,703.21
Deposit	12/03/2024			Deposit		X	4210 · Ambula...	419.31		43,122.52
Deposit	12/03/2024			Deposit		X	4210 · Ambula...	414.18		43,536.70
Deposit	12/03/2024			Deposit		X	4210 · Ambula...	293.22		43,829.92

6:41 AM

01/08/25

Accrual Basis

Superstition Fire & Medical District Transaction Detail by Account December 2024

Type	Date	Num	Name	Memo	Class	Clr	Split	Debit	Credit	Balance
Deposit	12/03/2024			Deposit		X	4210 · Ambula...	119.66		43,949.58
Deposit	12/03/2024			Deposit		X	4210 · Ambula...	100.60		44,050.18
Deposit	12/04/2024			Deposit		X	4210 · Ambula...	25.00		44,075.18
Deposit	12/04/2024			Deposit		X	4210 · Ambula...	2,338.07		46,413.25
Deposit	12/04/2024			Deposit		X	4210 · Ambula...	2,332.52		48,745.77
Deposit	12/04/2024			Deposit		X	4210 · Ambula...	2,315.95		51,061.72
Deposit	12/04/2024			Deposit		X	4210 · Ambula...	2,044.97		53,106.69
Deposit	12/04/2024			Deposit		X	4210 · Ambula...	1,497.09		54,603.78
Deposit	12/04/2024			Deposit		X	4210 · Ambula...	1,172.75		55,776.53
Deposit	12/04/2024			Deposit		X	4210 · Ambula...	578.46		56,354.99
Deposit	12/04/2024			Deposit		X	4210 · Ambula...	520.64		56,875.63
Deposit	12/04/2024			Deposit		X	4210 · Ambula...	442.44		57,318.07
Deposit	12/04/2024			Deposit		X	4210 · Ambula...	422.13		57,740.20
Deposit	12/05/2024			Deposit		X	4210 · Ambula...	125.00		57,865.20
Deposit	12/05/2024			Deposit		X	4210 · Ambula...	12,011.80		69,877.00
Deposit	12/05/2024			Deposit		X	4210 · Ambula...	4,638.12		74,515.12
Deposit	12/05/2024			Deposit		X	4210 · Ambula...	4,034.30		78,549.42
Deposit	12/05/2024			Deposit		X	4210 · Ambula...	486.84		79,036.26
Deposit	12/05/2024			Deposit		X	4210 · Ambula...	133.79		79,170.05
Deposit	12/05/2024			Deposit		X	4210 · Ambula...	114.48		79,284.53
Deposit	12/06/2024			Deposit		X	4210 · Ambula...	654.50		79,939.03
Deposit	12/06/2024			Deposit		X	4210 · Ambula...	3,808.16		83,747.19
Deposit	12/06/2024			Deposit		X	4210 · Ambula...	3,335.14		87,082.33
Deposit	12/06/2024			Deposit		X	4210 · Ambula...	2,862.15		89,944.48
Deposit	12/06/2024			Deposit		X	4210 · Ambula...	2,103.59		92,048.07
Deposit	12/06/2024			Deposit		X	4210 · Ambula...	1,833.94		93,882.01
Deposit	12/06/2024			Deposit		X	4210 · Ambula...	1,698.50		95,580.51
Deposit	12/06/2024			Deposit		X	4210 · Ambula...	1,671.49		97,252.00
Deposit	12/06/2024			Deposit		X	4210 · Ambula...	1,358.43		98,610.43
Deposit	12/06/2024			Deposit		X	4210 · Ambula...	1,098.41		99,708.84
Deposit	12/06/2024			Deposit		X	4210 · Ambula...	815.71		100,524.55
Deposit	12/06/2024			Deposit		X	4210 · Ambula...	600.52		101,125.07
Deposit	12/06/2024			Deposit		X	4210 · Ambula...	554.51		101,679.58
Deposit	12/06/2024			Deposit		X	4210 · Ambula...	335.24		102,014.82
Deposit	12/09/2024			Deposit		X	4210 · Ambula...	2,904.22		104,919.04
Deposit	12/09/2024			Deposit		X	4210 · Ambula...	565.00		105,484.04
Deposit	12/09/2024			Deposit		X	4210 · Ambula...	4,838.88		110,322.92
Deposit	12/09/2024			Deposit		X	4210 · Ambula...	1,136.23		111,459.15
Deposit	12/09/2024			Deposit		X	4210 · Ambula...	849.89		112,309.04
Deposit	12/09/2024			Deposit		X	4210 · Ambula...	483.39		112,792.43
Deposit	12/09/2024			Deposit		X	4210 · Ambula...	364.03		113,156.46
Deposit	12/09/2024			Deposit		X	4210 · Ambula...	264.63		113,421.09
Deposit	12/09/2024			Deposit		X	4210 · Ambula...	114.30		113,535.39
Deposit	12/10/2024			Deposit		X	4210 · Ambula...	5,321.90		118,857.29
Deposit	12/10/2024			Deposit		X	4210 · Ambula...	2,649.57		121,506.86
Deposit	12/10/2024			Deposit		X	4210 · Ambula...	2,083.37		123,590.23
Deposit	12/10/2024			Deposit		X	4210 · Ambula...	1,895.64		125,485.87
Deposit	12/10/2024			Deposit		X	4210 · Ambula...	1,423.78		126,909.65
Deposit	12/10/2024			Deposit		X	4210 · Ambula...	984.73		127,894.38
Deposit	12/10/2024			Deposit		X	4210 · Ambula...	606.18		128,500.56

6:41 AM

01/08/25

Accrual Basis

Superstition Fire & Medical District Transaction Detail by Account December 2024

Type	Date	Num	Name	Memo	Class	Clr	Split	Debit	Credit	Balance
Deposit	12/10/2024			Deposit		X	4210 · Ambula...	422.13		128,922.69
Deposit	12/10/2024			Deposit		X	4210 · Ambula...	240.65		129,163.34
Deposit	12/10/2024			Deposit		X	4210 · Ambula...	125.74		129,289.08
Deposit	12/11/2024			Deposit		X	4210 · Ambula...	5,230.66		134,519.74
Deposit	12/11/2024			Deposit		X	4210 · Ambula...	1,542.19		136,061.93
Deposit	12/11/2024			Deposit		X	4210 · Ambula...	1,306.80		137,368.73
Deposit	12/11/2024			Deposit		X	4210 · Ambula...	1,026.71		138,395.44
Deposit	12/11/2024			Deposit		X	4210 · Ambula...	443.06		138,838.50
Deposit	12/11/2024			Deposit		X	4210 · Ambula...	336.12		139,174.62
Deposit	12/11/2024			Deposit		X	4210 · Ambula...	286.15		139,460.77
Deposit	12/11/2024			Deposit		X	4210 · Ambula...	272.50		139,733.27
Deposit	12/11/2024			Deposit		X	4210 · Ambula...	94.34		139,827.61
Deposit	12/12/2024			Deposit		X	4210 · Ambula...	2,173.28		142,000.89
Deposit	12/12/2024			Deposit		X	4210 · Ambula...	4,332.08		146,332.97
Deposit	12/12/2024			Deposit		X	4210 · Ambula...	1,807.29		148,140.26
Deposit	12/12/2024			Deposit		X	4210 · Ambula...	1,649.75		149,790.01
Deposit	12/12/2024			Deposit		X	4210 · Ambula...	1,082.34		150,872.35
Deposit	12/12/2024			Deposit		X	4210 · Ambula...	327.77		151,200.12
Deposit	12/12/2024			Deposit		X	4210 · Ambula...	177.35		151,377.47
Transfer	12/12/2024			Funds Transfer		X	10140 · Trans...	300,000.00		451,377.47
Transfer	12/12/2024			Funds Transfer		X	10150 · Payroll...		200,000.00	251,377.47
Check	12/12/2024	EFT		Returned Item		X	7109 · Bank F...		25.00	251,352.47
Deposit	12/13/2024			Deposit		X	4210 · Ambula...	320.00		251,672.47
Deposit	12/13/2024			Deposit		X	4210 · Ambula...	2,562.24		254,234.71
Deposit	12/13/2024			Deposit		X	4210 · Ambula...	2,103.59		256,338.30
Deposit	12/13/2024			Deposit		X	4210 · Ambula...	1,982.97		258,321.27
Deposit	12/13/2024			Deposit		X	4210 · Ambula...	1,927.73		260,249.00
Deposit	12/13/2024			Deposit		X	4210 · Ambula...	1,831.98		262,080.98
Deposit	12/13/2024			Deposit		X	4210 · Ambula...	1,719.32		263,800.30
Deposit	12/13/2024			Deposit		X	4210 · Ambula...	1,635.32		265,435.62
Deposit	12/13/2024			Deposit		X	4210 · Ambula...	754.59		266,190.21
Deposit	12/13/2024			Deposit		X	4210 · Ambula...	535.52		266,725.73
Deposit	12/13/2024			Deposit		X	4210 · Ambula...	167.04		266,892.77
Deposit	12/13/2024			Deposit		X	4210 · Ambula...	121.63		267,014.40
Deposit	12/16/2024			Deposit		X	4210 · Ambula...	25.00		267,039.40
Deposit	12/16/2024			Deposit		X	4210 · Ambula...	190.38		267,229.78
Deposit	12/16/2024			Deposit		X	4210 · Ambula...	200.00		267,429.78
Deposit	12/16/2024			Deposit		X	4210 · Ambula...	266.06		267,695.84
Deposit	12/16/2024			Deposit		X	4210 · Ambula...	308.99		268,004.83
Deposit	12/16/2024			Deposit		X	4210 · Ambula...	668.70		268,673.53
Deposit	12/16/2024			Deposit		X	4210 · Ambula...	1,278.74		269,952.27
Deposit	12/16/2024			Deposit		X	4210 · Ambula...	1,344.19		271,296.46
Deposit	12/16/2024			Deposit		X	4210 · Ambula...	1,401.34		272,697.80
Deposit	12/16/2024			Deposit		X	4210 · Ambula...	1,810.49		274,508.29
Deposit	12/16/2024			Deposit		X	4210 · Ambula...	3,031.49		277,539.78
Deposit	12/17/2024			Deposit		X	4210 · Ambula...	120.74		277,660.52
Deposit	12/17/2024			Deposit		X	4210 · Ambula...	225.00		277,885.52
Deposit	12/17/2024			Deposit		X	4210 · Ambula...	311.62		278,197.14
Deposit	12/17/2024			Deposit		X	4210 · Ambula...	580.23		278,777.37
Deposit	12/17/2024			Deposit		X	4210 · Ambula...	1,246.27		280,023.64

Superstition Fire & Medical District Transaction Detail by Account December 2024

Type	Date	Num	Name	Memo	Class	Clr	Split	Debit	Credit	Balance
Deposit	12/17/2024			Deposit		X	4210 · Ambula...	1,355.50		281,379.14
Deposit	12/17/2024			Deposit		X	4210 · Ambula...	1,531.86		282,911.00
Deposit	12/17/2024			Deposit		X	4210 · Ambula...	1,754.49		284,665.49
Deposit	12/17/2024			Deposit		X	4210 · Ambula...	8,674.12		293,339.61
Deposit	12/17/2024		HMP	Deposit		X	4210 · Ambula...	249.41		293,589.02
Deposit	12/18/2024			Deposit		X	4210 · Ambula...	87.48		293,676.50
Deposit	12/18/2024			Deposit		X	4210 · Ambula...	108.04		293,784.54
Deposit	12/18/2024			Deposit		X	4210 · Ambula...	377.52		294,162.06
Deposit	12/18/2024			Deposit		X	4210 · Ambula...	567.94		294,730.00
Deposit	12/18/2024			Deposit		X	4210 · Ambula...	572.32		295,302.32
Deposit	12/18/2024			Deposit		X	4210 · Ambula...	915.84		296,218.16
Deposit	12/18/2024			Deposit		X	4210 · Ambula...	924.79		297,142.95
Deposit	12/18/2024		Noridian			X	4210 · Ambula...	1,430.37		298,573.32
Deposit	12/18/2024		United Healthcare			X	4210 · Ambula...	1,583.98		300,157.30
Deposit	12/18/2024			Deposit		X	4210 · Ambula...	1,048.72		301,206.02
Deposit	12/19/2024			Deposit		X	-SPLIT-	907.31		302,113.33
Deposit	12/19/2024			Deposit		X	-SPLIT-	570.00		302,683.33
Deposit	12/19/2024		AARP			X	4210 · Ambula...	256.31		302,939.64
Deposit	12/19/2024		Merchant			X	4210 · Ambula...	300.00		303,239.64
Deposit	12/19/2024		United Healthcare			X	4210 · Ambula...	603.00		303,842.64
Deposit	12/19/2024		BCBS			X	4210 · Ambula...	922.20		304,764.84
Deposit	12/19/2024		BCBS			X	4210 · Ambula...	1,752.54		306,517.38
Deposit	12/19/2024		36 Treas			X	4210 · Ambula...	1,839.80		308,357.18
Deposit	12/19/2024		United Healthcare			X	4210 · Ambula...	2,531.33		310,888.51
Deposit	12/19/2024		AETNA			X	4210 · Ambula...	2,823.21		313,711.72
Deposit	12/19/2024		Centene			X	4210 · Ambula...	5,507.70		319,219.42
Deposit	12/20/2024		Medica			X	4210 · Ambula...	92.02		319,311.44
Deposit	12/20/2024		ace P&C			X	4210 · Ambula...	111.44		319,422.88
Deposit	12/20/2024		Humana			X	4210 · Ambula...	177.91		319,600.79
Deposit	12/20/2024		BCBS			X	4210 · Ambula...	258.64		319,859.43
Deposit	12/20/2024		OPTUM			X	4210 · Ambula...	261.98		320,121.41
Deposit	12/20/2024		Merchant			X	4210 · Ambula...	350.00		320,471.41
Deposit	12/20/2024		Ahcccs			X	4210 · Ambula...	1,234.24		321,705.65
Deposit	12/20/2024		Noridian			X	4210 · Ambula...	1,299.35		323,005.00
Deposit	12/20/2024		UHC Community			X	4210 · Ambula...	1,710.81		324,715.81
Deposit	12/20/2024		BCBS			X	4210 · Ambula...	2,181.75		326,897.56
Deposit	12/20/2024		UHC Community			X	4210 · Ambula...	2,598.87		329,496.43
Deposit	12/20/2024		HNB			X	4210 · Ambula...	2,778.42		332,274.85
Deposit	12/20/2024		36 Treas			X	4210 · Ambula...	3,759.72		336,034.57
Deposit	12/20/2024		UHC Community			X	4210 · Ambula...	4,011.29		340,045.86
Deposit	12/20/2024			Deposit		X	4260 · Plan Re...	417.00		340,462.86
Deposit	12/23/2024		Merchant			X	4210 · Ambula...	50.00		340,512.86
Deposit	12/23/2024		United Healthcare			X	4210 · Ambula...	185.77		340,698.63
Deposit	12/23/2024		BCBS			X	4210 · Ambula...	223.60		340,922.23
Deposit	12/23/2024		AARP			X	4210 · Ambula...	232.78		341,155.01
Deposit	12/23/2024		United Healthcare			X	4210 · Ambula...	1,580.03		342,735.04
Deposit	12/23/2024		Cigna			X	4210 · Ambula...	1,908.19		344,643.23
Deposit	12/23/2024		Noridian			X	4210 · Ambula...	4,073.37		348,716.60
Deposit	12/23/2024		Merchant			X	4210 · Ambula...	8,485.82		357,202.42
Deposit	12/23/2024		Merchant			X	4210 · Ambula...	16,875.16		374,077.58

Superstition Fire & Medical District Transaction Detail by Account December 2024

Type	Date	Num	Name	Memo	Class	Clr	Split	Debit	Credit	Balance
Deposit	12/24/2024		BCBS			X	4210 · Ambula...	132.18		374,209.76
Deposit	12/24/2024		AARP			X	4210 · Ambula...	238.97		374,448.73
Deposit	12/24/2024		AETNA			X	4210 · Ambula...	242.92		374,691.65
Deposit	12/24/2024		United Healthcare			X	4210 · Ambula...	252.22		374,943.87
Deposit	12/24/2024		Merchant			X	4210 · Ambula...	290.00		375,233.87
Deposit	12/24/2024		Medisun			X	4210 · Ambula...	291.44		375,525.31
Deposit	12/24/2024		BCBS			X	4210 · Ambula...	376.33		375,901.64
Deposit	12/24/2024		BCBS			X	4210 · Ambula...	536.63		376,438.27
Deposit	12/24/2024		UHC Community			X	4210 · Ambula...	1,390.43		377,828.70
Deposit	12/24/2024		BCBS			X	4210 · Ambula...	3,699.14		381,527.84
Deposit	12/26/2024		BCBS			X	4210 · Ambula...	121.27		381,649.11
Deposit	12/26/2024		Humana			X	4210 · Ambula...	152.49		381,801.60
Deposit	12/26/2024		OPTUM			X	4210 · Ambula...	338.75		382,140.35
Deposit	12/26/2024		Centene			X	4210 · Ambula...	381.13		382,521.48
Deposit	12/26/2024		UHC Community			X	4210 · Ambula...	441.05		382,962.53
Deposit	12/26/2024		United Healthcare			X	4210 · Ambula...	497.01		383,459.54
Deposit	12/26/2024		AETNA			X	4210 · Ambula...	602.07		384,061.61
Deposit	12/26/2024		Humana			X	4210 · Ambula...	668.70		384,730.31
Deposit	12/26/2024		UHC Community			X	4210 · Ambula...	1,295.41		386,025.72
Deposit	12/26/2024		United Healthcare			X	4210 · Ambula...	1,811.65		387,837.37
Deposit	12/26/2024		Merchant			X	4210 · Ambula...	2,761.96		390,599.33
Deposit	12/26/2024		OPTUM			X	4210 · Ambula...	2,924.77		393,524.10
Deposit	12/26/2024		Noridian			X	4210 · Ambula...	12,396.44		405,920.54
Deposit	12/27/2024		United Healthcare			X	4210 · Ambula...	43.94		405,964.48
Deposit	12/27/2024		Noridian			X	4210 · Ambula...	415.81		406,380.29
Deposit	12/27/2024		United Healthcare			X	4210 · Ambula...	556.39		406,936.68
Deposit	12/27/2024		United Healthcare			X	4210 · Ambula...	766.89		407,703.57
Deposit	12/27/2024		Humana			X	4210 · Ambula...	1,081.67		408,785.24
Deposit	12/27/2024		Humana			X	4210 · Ambula...	1,153.85		409,939.09
Deposit	12/27/2024		BCBS			X	4210 · Ambula...	1,682.19		411,621.28
Deposit	12/27/2024		United Healthcare			X	4210 · Ambula...	2,163.19		413,784.47
Deposit	12/27/2024		Cigna			X	4210 · Ambula...	3,594.97		417,379.44
Deposit	12/27/2024		36 Treas			X	4210 · Ambula...	3,863.27		421,242.71
Deposit	12/30/2024		BCBS			X	4210 · Ambula...	112.87		421,355.58
Deposit	12/30/2024		BCBS			X	4210 · Ambula...	116.44		421,472.02
Deposit	12/30/2024		HNB			X	4210 · Ambula...	126.10		421,598.12
Deposit	12/30/2024		UHC Community			X	4210 · Ambula...	196.31		421,794.43
Deposit	12/30/2024		Merchant			X	4210 · Ambula...	275.00		422,069.43
Deposit	12/30/2024		36 Treas			X	4210 · Ambula...	300.00		422,369.43
Deposit	12/30/2024		Medisun			X	4210 · Ambula...	569.70		422,939.13
Deposit	12/30/2024		United Healthcare			X	4210 · Ambula...	583.73		423,522.86
Deposit	12/30/2024		AARP			X	4210 · Ambula...	591.52		424,114.38
Deposit	12/30/2024		UHC Community			X	4210 · Ambula...	862.47		424,976.85
Deposit	12/30/2024		Humana			X	4210 · Ambula...	1,085.94		426,062.79
Deposit	12/30/2024		UHC Community			X	4210 · Ambula...	1,259.31		427,322.10
Deposit	12/30/2024		Cigna			X	4210 · Ambula...	1,495.29		428,817.39
Deposit	12/30/2024		Humana			X	4210 · Ambula...	1,914.88		430,732.27
Deposit	12/30/2024		BCBS			X	4210 · Ambula...	2,142.67		432,874.94
Deposit	12/30/2024		UHC Community			X	4210 · Ambula...	2,644.23		435,519.17
Deposit	12/30/2024		UHC Community			X	4210 · Ambula...	2,878.56		438,397.73

6:41 AM

01/08/25

Accrual Basis

Superstition Fire & Medical District Transaction Detail by Account December 2024

Type	Date	Num	Name	Memo	Class	Clr	Split	Debit	Credit	Balance
Deposit	12/30/2024		Centene			X	4210 · Ambula...	6,152.17		444,549.90
Deposit	12/30/2024		Merchant			X	4210 · Ambula...	7,640.78		452,190.68
Transfer	12/30/2024			Funds Transfer		X	10150 · Payroll...		300,000.00	152,190.68
Deposit	12/31/2024		UHC Community			X	4210 · Ambula...	261.99		152,452.67
Deposit	12/31/2024		36 Treas			X	4210 · Ambula...	3,816.38		156,269.05
Deposit	12/31/2024		Noridian			X	4210 · Ambula...	11,801.55		168,070.60
Total 10130 · Ambulance Payroll								669,364.47	501,293.87	168,070.60
10140 · Transport Lockbox										
Deposit	12/02/2024			Deposit		X	4210 · Ambula...	18,774.47		18,774.47
Deposit	12/03/2024			Deposit		X	4210 · Ambula...	412.50		19,186.97
Deposit	12/04/2024			Deposit		X	4210 · Ambula...	6,008.12		25,195.09
Deposit	12/05/2024			Deposit		X	4210 · Ambula...	1,365.00		26,560.09
Deposit	12/06/2024			Deposit		X	4210 · Ambula...	30.00		26,590.09
Deposit	12/09/2024			Deposit		X	4210 · Ambula...	4,434.73		31,024.82
Deposit	12/10/2024			Deposit		X	4210 · Ambula...	6,718.97		37,743.79
Deposit	12/11/2024			Deposit		X	4210 · Ambula...	2,449.46		40,193.25
Deposit	12/12/2024			Deposit		X	4210 · Ambula...	560.10		40,753.35
Transfer	12/12/2024			Funds Transfer		X	10130 · Ambul...		300,000.00	-259,246.65
Check	12/12/2024	EFT		Returned Item		X	7109 · Bank F...		25.00	-259,271.65
Deposit	12/13/2024			Deposit		X	4210 · Ambula...	3,415.34		-255,856.31
Deposit	12/16/2024			Deposit		X	4210 · Ambula...	9,094.32		-246,761.99
Deposit	12/17/2024			Deposit		X	4210 · Ambula...	6,572.28		-240,189.71
Deposit	12/19/2024			Deposit		X	4210 · Ambula...	1,839.36		-238,350.35
Deposit	12/20/2024			Deposit		X	4210 · Ambula...	11,513.91		-226,836.44
Deposit	12/23/2024			Deposit		X	4210 · Ambula...	16,171.93		-210,664.51
Deposit	12/24/2024			Deposit		X	4210 · Ambula...	13,284.85		-197,379.66
Deposit	12/26/2024			Deposit		X	4210 · Ambula...	344.51		-197,035.15
Deposit	12/27/2024			Deposit		X	4210 · Ambula...	3,310.32		-193,724.83
Deposit	12/30/2024			Deposit		X	4210 · Ambula...	4,266.59		-189,458.24
Deposit	12/31/2024			Deposit		X	4210 · Ambula...	191.80		-189,266.44
Total 10140 · Transport Lockbox								110,758.56	300,025.00	-189,266.44
10150 · Payroll Account										
General Journal	12/02/2024	716		BILL 12/02/24...		X	1072 · Bill.com...		406,001.48	-406,001.48
Check	12/05/2024	EFT				X	21660 · HSA - ...	4,586.70		-410,588.18
General Journal	12/06/2024	715		BILL 12/06/24...		X	1072 · Bill.com...	52,584.23		-463,172.41
Check	12/06/2024		Nationwide Retirem...			X	21800 · Pre-Ta...	6,698.10		-469,870.51
Check	12/06/2024		Nationwide Retirem...			X	21800 · Pre-Ta...	7,009.43		-476,879.94
Check	12/06/2024		Nationwide Retirem...			X	21800 · Pre-Ta...	42,650.59		-519,530.53
Check	12/06/2024	EFT	Health Equity			X	21660 · HSA - ...	19,406.19		-538,936.72
Check	12/06/2024	EFT	Arizona State Retire...			X	21725 · Civilia...	29,351.14		-568,287.86
General Journal	12/06/2024	741				X	5010.1 · Admi...	350,936.87		-919,224.73
General Journal	12/06/2024	741				X	5010.1 · Admi...	85,096.25		-1,004,320.98
Check	12/09/2024		PSPRS			X	21700 · Career...	70,501.78		-1,074,822.76
General Journal	12/11/2024	732		BILL 12/11/24...		X	1072 · Bill.com...	300.00		-1,074,522.76
Transfer	12/12/2024			Funds Transfer		X	10100 · Fund ...	750,000.00		-324,522.76
Transfer	12/12/2024			Funds Transfer		X	10130 · Ambul...	200,000.00		-124,522.76
Check	12/12/2024	EFT	Bill.com	Monthly Billing		X	6301 · Comput...		527.45	-125,050.21

Superstition Fire & Medical District Transaction Detail by Account December 2024

Type	Date	Num	Name	Memo	Class	Clr	Split	Debit	Credit	Balance
General Journal	12/13/2024	733		BILL 12/13/24...		X	1072 · Bill.com...		105,537.45	-230,587.66
General Journal	12/17/2024	734		BILL 12/17/24...		X	1072 · Bill.com...	175.00		-230,412.66
General Journal	12/17/2024	735		BILL 12/17/24...		X	1072 · Bill.com...	25.00		-230,387.66
Check	12/19/2024	EFT				X	21660 · HSA - ...		4,586.70	-234,974.36
General Journal	12/20/2024	736		BILL 12/20/24...		X	1072 · Bill.com...		200.00	-235,174.36
Check	12/20/2024		Nationwide Retirem...			X	21800 · Pre-Ta...		6,031.50	-241,205.86
Check	12/20/2024		Nationwide Retirem...			X	21800 · Pre-Ta...		6,330.34	-247,536.20
Check	12/20/2024		Nationwide Retirem...			X	21800 · Pre-Ta...		42,315.72	-289,851.92
Check	12/20/2024	EFT	Health Equity			X	21660 · HSA - ...		18,676.33	-308,528.25
Check	12/20/2024	EFT	Arizona State Retire...			X	21725 · Civilia...		27,694.92	-336,223.17
General Journal	12/20/2024	742				X	5010.1 · Admi...		344,032.76	-680,255.93
General Journal	12/20/2024	742				X	5010.1 · Admi...		80,544.88	-760,800.81
General Journal	12/23/2024	737		BILL 12/23/24...		X	1072 · Bill.com...		45,980.71	-806,781.52
Check	12/24/2024		PSPRS			X	21700 · Career...		64,631.04	-871,412.56
Bill Pmt -Check	12/26/2024	N/A	Chase Cardmember...	# 424631538...		X	20000 · Accou...		20,528.49	-891,941.05
General Journal	12/27/2024	738		BILL 12/27/24...		X	1072 · Bill.com...		252,286.09	-1,144,227.14
Transfer	12/30/2024			Funds Transfer		X	10100 · Fund ...	750,000.00		-394,227.14
Transfer	12/30/2024			Funds Transfer		X	10130 · Ambul...	300,000.00		-94,227.14
Total 10150 · Payroll Account								2,000,500.00	2,094,727.14	-94,227.14
10200 · Fund Cash - Capital Projects										
General Journal	12/31/2024	730		To Record Pr...		X	4250 · Interest...	10,484.88		10,484.88
Total 10200 · Fund Cash - Capital Projects								10,484.88	0.00	10,484.88
10400 · Special Revenue Fund										
General Journal	12/31/2024	725		To Record Int...		X	4250 · Interest...	976.18		976.18
Total 10400 · Special Revenue Fund								976.18	0.00	976.18
10500 · Fund Cash - Bond Proceeds 2006										
General Journal	12/31/2024	729		To Record Pr...		X	4010 · Propert...	60,353.65		60,353.65
Total 10500 · Fund Cash - Bond Proceeds 2006								60,353.65	0.00	60,353.65
10600 · Debt Retirement Interest										
General Journal	12/31/2024	728		To Record Pr...		X	4100010 · 10 ...	5,096.94		5,096.94
Check	12/31/2024					X	7112 · Interest...		27,974.55	-22,877.61
Total 10600 · Debt Retirement Interest								5,096.94	27,974.55	-22,877.61
10700 · Contingency Reserve Fund Cash										
General Journal	12/31/2024	727		To Record Int...		X	4250 · Interest...	12,658.87		12,658.87
Total 10700 · Contingency Reserve Fund Cash								12,658.87	0.00	12,658.87
1072 · Bill.com Money Out Clearing										
Bill Pmt -Check	12/02/2024	Bill.com	Bound Tree Medical...	https://app02....			20000 · Accou...		3,175.76	-3,175.76
Bill Pmt -Check	12/02/2024	Bill.com	Bound Tree Medical...	https://app02....			20000 · Accou...		93.82	-3,269.58
Bill Pmt -Check	12/02/2024	Bill.com	O'Reilly Automotive ...	https://app02....			20000 · Accou...		24.39	-3,293.97
Bill Pmt -Check	12/02/2024	Bill.com	Standard Insurance ...	https://app02....			20000 · Accou...		5,823.54	-9,117.51
Bill Pmt -Check	12/02/2024	Bill.com	Teleflex LLC	https://app02....			20000 · Accou...		2,400.20	-11,517.71

Superstition Fire & Medical District Transaction Detail by Account December 2024

Type	Date	Num	Name	Memo	Class	Clr	Split	Debit	Credit	Balance
Bill Pmt -Check	12/02/2024	Bill.com	Bound Tree Medical...	https://app02....			20000 · Accou...		13.94	-11,531.65
Bill Pmt -Check	12/02/2024	Bill.com	UKG Inc	https://app02....			20000 · Accou...		115.85	-11,647.50
Bill Pmt -Check	12/02/2024	Bill.com	Professional Sales ...	https://app02....			20000 · Accou...		509.66	-12,157.16
Bill Pmt -Check	12/02/2024	Bill.com	Arizona Water Com...	https://app02....			20000 · Accou...		85.51	-12,242.67
Bill Pmt -Check	12/02/2024	Bill.com	Arizona Water Com...	https://app02....			20000 · Accou...		52.47	-12,295.14
Bill Pmt -Check	12/02/2024	Bill.com	Waterous Company	https://app02....			20000 · Accou...		2,230.57	-14,525.71
Bill Pmt -Check	12/02/2024	Bill.com	7710 Insurance Co, ...	https://app02....			20000 · Accou...		34,538.00	-49,063.71
Bill Pmt -Check	12/02/2024	Bill.com	AT& T Mobility	https://app02....			20000 · Accou...		7,205.66	-56,269.37
Bill Pmt -Check	12/02/2024	Bill.com	O'Reilly Automotive ...	https://app02....			20000 · Accou...		13.08	-56,282.45
Bill Pmt -Check	12/02/2024	Bill.com	Bound Tree Medical...	https://app02....			20000 · Accou...		1,356.66	-57,639.11
Bill Pmt -Check	12/02/2024	Bill.com	Support Payment Cl...	https://app02....			20000 · Accou...		1,224.43	-58,863.54
Bill Pmt -Check	12/02/2024	Bill.com	Standard Insurance ...	https://app02....			20000 · Accou...		5,563.84	-64,427.38
Bill Pmt -Check	12/02/2024	Bill.com	Fire Station Furnitur...	https://app02....			20000 · Accou...		279.71	-64,707.09
Bill Pmt -Check	12/02/2024	Bill.com	Bound Tree Medical...	https://app02....			20000 · Accou...		4,297.87	-69,004.96
Bill Pmt -Check	12/02/2024	Bill.com	Waxie Sanitary Sup...	https://app02....			20000 · Accou...		608.05	-69,613.01
Bill Pmt -Check	12/02/2024	Bill.com	Lands' End, Inc	https://app02....			20000 · Accou...		208.36	-69,821.37
Bill Pmt -Check	12/02/2024	Bill.com	Bound Tree Medical...	https://app02....			20000 · Accou...		2,546.53	-72,367.90
Bill Pmt -Check	12/02/2024	Bill.com	Arizona Water Com...	https://app02....			20000 · Accou...		89.20	-72,457.10
Bill Pmt -Check	12/02/2024	Bill.com	Bound Tree Medical...	https://app02....			20000 · Accou...		4,734.33	-77,191.43
Bill Pmt -Check	12/02/2024	Bill.com	L.N. Curtis & Sons	https://app02....			20000 · Accou...		4,627.13	-81,818.56
Bill Pmt -Check	12/02/2024	Bill.com	L.N. Curtis & Sons	https://app02....			20000 · Accou...		3,098.66	-84,917.22
Bill Pmt -Check	12/02/2024	Bill.com	U.S. BANK EQUIP...	https://app02....			20000 · Accou...		287.51	-85,204.73
Bill Pmt -Check	12/02/2024	Bill.com	IAFF Health & Well...	https://app02....			20000 · Accou...		151,020.44	-236,225.17
Bill Pmt -Check	12/02/2024	Bill.com	Bound Tree Medical...	https://app02....			20000 · Accou...		89.88	-236,315.05
Bill Pmt -Check	12/02/2024	Bill.com	Medline Industries, LP	https://app02....			20000 · Accou...		624.05	-236,939.10
Bill Pmt -Check	12/02/2024	Bill.com	Turbo & Electric Sal...	https://app02....			20000 · Accou...		2,022.88	-238,961.98
Bill Pmt -Check	12/02/2024	Bill.com	IAFF Health & Well...	https://app02....			20000 · Accou...		153,371.15	-392,333.13
Bill Pmt -Check	12/02/2024	Bill.com	United Fire Equipm...	https://app02....			20000 · Accou...		143.37	-392,476.50
Bill Pmt -Check	12/02/2024	Bill.com	San Tan Auto Partn...	https://app02....			20000 · Accou...		384.42	-392,860.92
Bill Pmt -Check	12/02/2024	Bill.com	Rite-A-Way Garage ...	https://app02....			20000 · Accou...		728.44	-393,589.36
Bill Pmt -Check	12/02/2024	Bill.com	Waxie Sanitary Sup...	https://app02....			20000 · Accou...		541.56	-394,130.92
Bill Pmt -Check	12/02/2024	Bill.com	Magic Pest Control	https://app02....			20000 · Accou...		500.00	-394,630.92
Bill Pmt -Check	12/02/2024	Bill.com	Ginco Plumbing LLC	https://app02....			20000 · Accou...		1,418.66	-396,049.58
Bill Pmt -Check	12/02/2024	Bill.com	Arizona Water Com...	https://app02....			20000 · Accou...		305.89	-396,355.47
Bill Pmt -Check	12/02/2024	Bill.com	Galloway Asset Man...	https://app02....			20000 · Accou...		824.73	-397,180.20
Bill Pmt -Check	12/02/2024	Bill.com	Cummins Sales and...	https://app02....			20000 · Accou...		266.50	-397,446.70
Bill Pmt -Check	12/02/2024	Bill.com	Honor Health Mount...	https://app02....			20000 · Accou...		35.07	-397,481.77
Bill Pmt -Check	12/02/2024	Bill.com	Arizona Water Com...	https://app02....			20000 · Accou...		52.47	-397,534.24
Bill Pmt -Check	12/02/2024	Bill.com	Arizona PPE Recon...	https://app02....			20000 · Accou...		527.00	-398,061.24
Bill Pmt -Check	12/02/2024	Bill.com	Prophet Network Int...	https://app02....			20000 · Accou...		3,072.94	-401,134.18
Bill Pmt -Check	12/02/2024	Bill.com	Bound Tree Medical...	https://app02....			20000 · Accou...		4,685.72	-405,819.90
Bill Pmt -Check	12/02/2024	Bill.com	Arizona Water Com...	https://app02....			20000 · Accou...		116.04	-405,935.94
Bill Pmt -Check	12/02/2024	Bill.com	O'Reilly Automotive ...	https://app02....			20000 · Accou...		65.54	-406,001.48
General Journal	12/02/2024		716	BILL 12/02/24...			10150 · Payroll...	406,001.48		0.00
Bill Pmt -Check	12/06/2024	Bill.com	Arizona Water Com...	https://app02....			20000 · Accou...		52.47	-52.47
Bill Pmt -Check	12/06/2024	Bill.com	United Fire Equipm...	https://app02....			20000 · Accou...		162.71	-215.18
Bill Pmt -Check	12/06/2024	Bill.com	San Tan Auto Partn...	https://app02....			20000 · Accou...		5,398.39	-5,613.57
Bill Pmt -Check	12/06/2024	Bill.com	Guardian Investigati...	https://app02....			20000 · Accou...		295.00	-5,908.57
Bill Pmt -Check	12/06/2024	Bill.com	Kabat's Frontier Ace...	https://app02....			20000 · Accou...		52.97	-5,961.54
Bill Pmt -Check	12/06/2024	Bill.com	Arizona Water Com...	https://app02....			20000 · Accou...		309.29	-6,270.83

Superstition Fire & Medical District Transaction Detail by Account December 2024

Type	Date	Num	Name	Memo	Class	Clr	Split	Debit	Credit	Balance
Bill Pmt -Check	12/06/2024	Bill.com	Kabat's Frontier Ace...	https://app02....			20000 · Accou...		149.13	-6,419.96
Bill Pmt -Check	12/06/2024	Bill.com	Boyetts Family Wat...	https://app02....			20000 · Accou...		32.73	-6,452.69
Bill Pmt -Check	12/06/2024	Bill.com	Arizona Secretary of...	https://app02....			20000 · Accou...		43.00	-6,495.69
Bill Pmt -Check	12/06/2024	Bill.com	Mediacom	https://app02....			20000 · Accou...		5,949.04	-12,444.73
Bill Pmt -Check	12/06/2024	Bill.com	Advanced Data Pro...	https://app02....			20000 · Accou...		19,330.76	-31,775.49
Bill Pmt -Check	12/06/2024	Bill.com	Pinal County Electio...	https://app02....			20000 · Accou...		200.00	-31,975.49
Bill Pmt -Check	12/06/2024	Bill.com	Boyetts Family Wat...	https://app02....			20000 · Accou...		98.19	-32,073.68
Bill Pmt -Check	12/06/2024	Bill.com	Frontier Shop Suppl...	https://app02....			20000 · Accou...		71.01	-32,144.69
Bill Pmt -Check	12/06/2024	Bill.com	Boyetts Family Wat...	https://app02....			20000 · Accou...		65.46	-32,210.15
Bill Pmt -Check	12/06/2024	Bill.com	The Preplanners, LLC	https://app02....			20000 · Accou...		2,000.00	-34,210.15
Bill Pmt -Check	12/06/2024	Bill.com	Dynamic Duo Janito...	https://app02....			20000 · Accou...		280.00	-34,490.15
Bill Pmt -Check	12/06/2024	Bill.com	Kabat's Frontier Ace...	https://app02....			20000 · Accou...		31.20	-34,521.35
Bill Pmt -Check	12/06/2024	Bill.com	Apache Junction Se...	https://app02....			20000 · Accou...		124.34	-34,645.69
Bill Pmt -Check	12/06/2024	Bill.com	United Fire Equipm...	https://app02....			20000 · Accou...		240.35	-34,886.04
Bill Pmt -Check	12/06/2024	Bill.com	Waxie Sanitary Sup...	https://app02....			20000 · Accou...		345.94	-35,231.98
Bill Pmt -Check	12/06/2024	Bill.com	Boyetts Family Wat...	https://app02....			20000 · Accou...		64.02	-35,296.00
Bill Pmt -Check	12/06/2024	Bill.com	United Fire Equipm...	https://app02....			20000 · Accou...		143.56	-35,439.56
Bill Pmt -Check	12/06/2024	Bill.com	Mediacom	https://app02....			20000 · Accou...		528.74	-35,968.30
Bill Pmt -Check	12/06/2024	Bill.com	O'Reilly Automotive ...	https://app02....			20000 · Accou...		122.76	-36,091.06
Bill Pmt -Check	12/06/2024	Bill.com	San Tan Auto Partn...	https://app02....			20000 · Accou...		586.04	-36,677.10
Bill Pmt -Check	12/06/2024	Bill.com	San Tan Auto Partn...	https://app02....			20000 · Accou...		538.79	-37,215.89
Bill Pmt -Check	12/06/2024	Bill.com	Boyetts Family Wat...	https://app02....			20000 · Accou...		32.73	-37,248.62
Bill Pmt -Check	12/06/2024	Bill.com	Hughes Fire Equip...	https://app02....			20000 · Accou...		2,203.18	-39,451.80
Bill Pmt -Check	12/06/2024	Bill.com	United Fire Equipm...	https://app02....			20000 · Accou...		219.50	-39,671.30
Bill Pmt -Check	12/06/2024	Bill.com	Southwest Gas Cor...	https://app02....			20000 · Accou...		449.61	-40,120.91
Bill Pmt -Check	12/06/2024	Bill.com	United Fire Equipm...	https://app02....			20000 · Accou...		765.96	-40,886.87
Bill Pmt -Check	12/06/2024	Bill.com	Geoff Shively	https://app02....			20000 · Accou...		1,458.00	-42,344.87
Bill Pmt -Check	12/06/2024	Bill.com	Kabat's Frontier Ace...	https://app02....			20000 · Accou...		24.54	-42,369.41
Bill Pmt -Check	12/06/2024	Bill.com	United Fire Equipm...	https://app02....			20000 · Accou...		86.47	-42,455.88
Bill Pmt -Check	12/06/2024	Bill.com	Boyetts Family Wat...	https://app02....			20000 · Accou...		98.19	-42,554.07
Bill Pmt -Check	12/06/2024	Bill.com	Member Services.	https://app02....			20000 · Accou...		500.00	-43,054.07
Bill Pmt -Check	12/06/2024	Bill.com	O'Reilly Automotive ...	https://app02....			20000 · Accou...		126.31	-43,180.38
Bill Pmt -Check	12/06/2024	Bill.com	United Fire Equipm...	https://app02....			20000 · Accou...		203.34	-43,383.72
Bill Pmt -Check	12/06/2024	Bill.com	San Tan Auto Partn...	https://app02....			20000 · Accou...		113.81	-43,497.53
Bill Pmt -Check	12/06/2024	Bill.com	Wex Bank, Inc.	https://app02....			20000 · Accou...		1,959.26	-45,456.79
Bill Pmt -Check	12/06/2024	Bill.com	Fleetpride, Inc	https://app02....			20000 · Accou...		13.84	-45,470.63
Bill Pmt -Check	12/06/2024	Bill.com	Kabat's Frontier Ace...	https://app02....			20000 · Accou...		42.69	-45,513.32
Bill Pmt -Check	12/06/2024	Bill.com	Salt River Project	https://app02....			20000 · Accou...		5,806.55	-51,319.87
Bill Pmt -Check	12/06/2024	Bill.com	Superstition Safety ...	https://app02....			20000 · Accou...		210.00	-51,529.87
Bill Pmt -Check	12/06/2024	Bill.com	Southwest Gas Cor...	https://app02....			20000 · Accou...		112.34	-51,642.21
Bill Pmt -Check	12/06/2024	Bill.com	United Fire Equipm...	https://app02....			20000 · Accou...		92.96	-51,735.17
Bill Pmt -Check	12/06/2024	Bill.com	Boyetts Family Wat...	https://app02....			20000 · Accou...		64.02	-51,799.19
Bill Pmt -Check	12/06/2024	Bill.com	Boyetts Family Wat...	https://app02....			20000 · Accou...		96.40	-51,895.59
Bill Pmt -Check	12/06/2024	Bill.com	Southwest Ground ...	https://app02....			20000 · Accou...		400.00	-52,295.59
Bill Pmt -Check	12/06/2024	Bill.com	Southwest Gas Cor...	https://app02....			20000 · Accou...		53.23	-52,348.82
Bill Pmt -Check	12/06/2024	Bill.com	Kabat's Frontier Ace...	https://app02....			20000 · Accou...		32.34	-52,381.16
Bill Pmt -Check	12/06/2024	Bill.com	United Fire Equipm...	https://app02....			20000 · Accou...		203.07	-52,584.23
General Journal	12/06/2024	715		BILL 12/06/24...			10150 · Payroll...	52,584.23		0.00
General Journal	12/06/2024	746	JAMES O'HARA	Reverse Jam...			4210 · Ambula...	300.00		300.00
General Journal	12/11/2024	732		BILL 12/11/24...			10150 · Payroll...		300.00	0.00

Superstition Fire & Medical District Transaction Detail by Account December 2024

Type	Date	Num	Name	Memo	Class	Clr	Split	Debit	Credit	Balance
Bill Pmt -Check	12/13/2024	Bill.com	Hughes Fire Equip...	https://app02....			20000 · Accou...		203.71	-203.71
Bill Pmt -Check	12/13/2024	Bill.com	Southern Tire Mart, ...	https://app02....			20000 · Accou...	1,695.64		-1,899.35
Bill Pmt -Check	12/13/2024	Bill.com	Hughes Fire Equip...	https://app02....			20000 · Accou...	1,230.01		-3,129.36
Bill Pmt -Check	12/13/2024	Bill.com	United Fire Equipm...	https://app02....			20000 · Accou...	890.13		-4,019.49
Bill Pmt -Check	12/13/2024	Bill.com	United Fire Equipm...	https://app02....			20000 · Accou...	17.24		-4,036.73
Bill Pmt -Check	12/13/2024	Bill.com	San Tan Auto Partn...	https://app02....			20000 · Accou...	183.39		-4,220.12
Bill Pmt -Check	12/13/2024	Bill.com	Hughes Fire Equip...	https://app02....			20000 · Accou...	51.26		-4,271.38
Bill Pmt -Check	12/13/2024	Bill.com	Toshiba America Bu...	https://app02....			20000 · Accou...	182.23		-4,453.61
Bill Pmt -Check	12/13/2024	Bill.com	Bound Tree Medical...	https://app02....			20000 · Accou...	28.54		-4,482.15
Bill Pmt -Check	12/13/2024	Bill.com	United Fire Equipm...	https://app02....			20000 · Accou...	145.92		-4,628.07
Bill Pmt -Check	12/13/2024	Bill.com	MS. MARY KING	https://app02....			20000 · Accou...	175.00		-4,803.07
Bill Pmt -Check	12/13/2024	Bill.com	Deidra Mitchell	https://app02....			20000 · Accou...	70.00		-4,873.07
Bill Pmt -Check	12/13/2024	Bill.com	Waxie Sanitary Sup...	https://app02....			20000 · Accou...	1,023.69		-5,896.76
Bill Pmt -Check	12/13/2024	Bill.com	San Tan Auto Partn...	https://app02....			20000 · Accou...	478.08		-6,374.84
Bill Pmt -Check	12/13/2024	Bill.com	Hughes Fire Equip...	https://app02....			20000 · Accou...	1,134.69		-7,509.53
Bill Pmt -Check	12/13/2024	Bill.com	Hughes Fire Equip...	https://app02....			20000 · Accou...	65.39		-7,574.92
Bill Pmt -Check	12/13/2024	Bill.com	Bound Tree Medical...	https://app02....			20000 · Accou...	4,294.06		-11,868.98
Bill Pmt -Check	12/13/2024	Bill.com	LOISE RADOSSEVI...	https://app02....			20000 · Accou...	200.00		-12,068.98
Bill Pmt -Check	12/13/2024	Bill.com	Bound Tree Medical...	https://app02....			20000 · Accou...	292.28		-12,361.26
Bill Pmt -Check	12/13/2024	Bill.com	BANNER - UNIVER...	https://app02....			20000 · Accou...	1,159.57		-13,520.83
Bill Pmt -Check	12/13/2024	Bill.com	CIGNA Health Insur...	https://app02....			20000 · Accou...	338.65		-13,859.48
Bill Pmt -Check	12/13/2024	Bill.com	Waxie Sanitary Sup...	https://app02....			20000 · Accou...	173.06		-14,032.54
Bill Pmt -Check	12/13/2024	Bill.com	City of Mesa	https://app02....			20000 · Accou...	656.00		-14,688.54
Bill Pmt -Check	12/13/2024	Bill.com	HUMANA INC	https://app02....			20000 · Accou...	224.34		-14,912.88
Bill Pmt -Check	12/13/2024	Bill.com	Bound Tree Medical...	https://app02....			20000 · Accou...	628.21		-15,541.09
Bill Pmt -Check	12/13/2024	Bill.com	United Fire Equipm...	https://app02....			20000 · Accou...	34.53		-15,575.62
Bill Pmt -Check	12/13/2024	Bill.com	City of Apache Junc...	https://app02....			20000 · Accou...	9,533.46		-25,109.08
Bill Pmt -Check	12/13/2024	Bill.com	Sunrise Health	https://app02....			20000 · Accou...	220.00		-25,329.08
Bill Pmt -Check	12/13/2024	Bill.com	Kaden Logsdon	https://app02....			20000 · Accou...	776.00		-26,105.08
Bill Pmt -Check	12/13/2024	Bill.com	United Fire Equipm...	https://app02....			20000 · Accou...	52.27		-26,157.35
Bill Pmt -Check	12/13/2024	Bill.com	CenturyLink	https://app02....			20000 · Accou...	350.38		-26,507.73
Bill Pmt -Check	12/13/2024	Bill.com	HUMANA INC	https://app02....			20000 · Accou...	315.12		-26,822.85
Bill Pmt -Check	12/13/2024	Bill.com	James Vincent Grou...	https://app02....			20000 · Accou...	5,100.00		-31,922.85
Bill Pmt -Check	12/13/2024	Bill.com	Bound Tree Medical...	https://app02....			20000 · Accou...	391.67		-32,314.52
Bill Pmt -Check	12/13/2024	Bill.com	United Fire Equipm...	https://app02....			20000 · Accou...	189.01		-32,503.53
Bill Pmt -Check	12/13/2024	Bill.com	BRIDGEWAY HEAL...	https://app02....			20000 · Accou...	519.76		-33,023.29
Bill Pmt -Check	12/13/2024	Bill.com	San Tan Auto Partn...	https://app02....			20000 · Accou...	6.04		-33,029.33
Bill Pmt -Check	12/13/2024	Bill.com	Toshiba America Bu...	https://app02....			20000 · Accou...	83.23		-33,112.56
Bill Pmt -Check	12/13/2024	Bill.com	Support Payment Cl...	https://app02....			20000 · Accou...	1,224.43		-34,336.99
Bill Pmt -Check	12/13/2024	Bill.com	Wist Supply & Equi...	https://app02....			20000 · Accou...	105.83		-34,442.82
Bill Pmt -Check	12/13/2024	Bill.com	MERCY CARE	https://app02....			20000 · Accou...	969.78		-35,412.60
Bill Pmt -Check	12/13/2024	Bill.com	Republic Services #...	https://app02....			20000 · Accou...	553.23		-35,965.83
Bill Pmt -Check	12/13/2024	Bill.com	Timothy Walter Jewett	https://app02....			20000 · Accou...	290.00		-36,255.83
Bill Pmt -Check	12/13/2024	Bill.com	United Fire Equipm...	https://app02....			20000 · Accou...	3,662.97		-39,918.80
Bill Pmt -Check	12/13/2024	Bill.com	AETNA	https://app02....			20000 · Accou...	1,375.46		-41,294.26
Bill Pmt -Check	12/13/2024	Bill.com	United Fire Equipm...	https://app02....			20000 · Accou...	466.78		-41,761.04
Bill Pmt -Check	12/13/2024	Bill.com	Bound Tree Medical...	https://app02....			20000 · Accou...	22.23		-41,783.27
Bill Pmt -Check	12/13/2024	Bill.com	Colby Welding & Ra...	https://app02....			20000 · Accou...	1,028.89		-42,812.16
Bill Pmt -Check	12/13/2024	Bill.com	ARLETTA TYNER	https://app02....			20000 · Accou...	50.00		-42,862.16
Bill Pmt -Check	12/13/2024	Bill.com	United Fire Equipm...	https://app02....			20000 · Accou...	283.38		-43,145.54

Superstition Fire & Medical District Transaction Detail by Account December 2024

Type	Date	Num	Name	Memo	Class	Clr	Split	Debit	Credit	Balance
Bill Pmt -Check	12/13/2024	Bill.com	Public Safety Crisis ...	https://app02....			20000 · Accou...		4,000.00	-47,145.54
Bill Pmt -Check	12/13/2024	Bill.com	Mr. John Walka	https://app02....			20000 · Accou...		1,458.00	-48,603.54
Bill Pmt -Check	12/13/2024	Bill.com	Prudential Overall S...	https://app02....			20000 · Accou...		1,805.04	-50,408.58
Bill Pmt -Check	12/13/2024	Bill.com	City of Mesa	https://app02....			20000 · Accou...		40,252.56	-90,661.14
Bill Pmt -Check	12/13/2024	Bill.com	United Fire Equipm...	https://app02....			20000 · Accou...		379.38	-91,040.52
Bill Pmt -Check	12/13/2024	Bill.com	Empire Southwest L...	https://app02....			20000 · Accou...		272.75	-91,313.27
Bill Pmt -Check	12/13/2024	Bill.com	BANNER - UNIVER...	https://app02....			20000 · Accou...		1,247.42	-92,560.69
Bill Pmt -Check	12/13/2024	Bill.com	Motorola Solutions, ...	https://app02....			20000 · Accou...		900.00	-93,460.69
Bill Pmt -Check	12/13/2024	Bill.com	Heartfit For Duty LLC	https://app02....			20000 · Accou...		4,560.67	-98,021.36
Bill Pmt -Check	12/13/2024	Bill.com	BANNER - UNIVER...	https://app02....			20000 · Accou...		1,247.42	-99,268.78
Bill Pmt -Check	12/13/2024	Bill.com	San Tan Auto Partn...	https://app02....			20000 · Accou...		2,092.32	-101,361.10
Bill Pmt -Check	12/13/2024	Bill.com	Irene Gelormino	https://app02....			20000 · Accou...		290.00	-101,651.10
Bill Pmt -Check	12/13/2024	Bill.com	Hughes Fire Equip...	https://app02....			20000 · Accou...		577.78	-102,228.88
Bill Pmt -Check	12/13/2024	Bill.com	Hughes Fire Equip...	https://app02....			20000 · Accou...		1,240.20	-103,469.08
General Journal	12/13/2024	733		BILL 12/13/24...			10150 · Payroll...	105,537.45		2,068.37
General Journal	12/13/2024	745	KAISER PERMANE...	Kaiser 3612-0...			4210 · Ambula...		2,068.37	0.00
General Journal	12/17/2024	734		BILL 12/17/24...			10150 · Payroll...		175.00	-175.00
General Journal	12/17/2024	735		BILL 12/17/24...			10150 · Payroll...		25.00	-200.00
General Journal	12/20/2024	736		BILL 12/20/24...			10150 · Payroll...	200.00		0.00
Bill Pmt -Check	12/23/2024	Bill.com	W.W.Williams Phoe...	https://app02....			20000 · Accou...		115.32	-115.32
Bill Pmt -Check	12/23/2024	Bill.com	McNeil & Company,...	https://app02....			20000 · Accou...		246.35	-361.67
Bill Pmt -Check	12/23/2024	Bill.com	United Fire Equipm...	https://app02....			20000 · Accou...		155.73	-517.40
Bill Pmt -Check	12/23/2024	Bill.com	Waxie Sanitary Sup...	https://app02....			20000 · Accou...		449.57	-966.97
Bill Pmt -Check	12/23/2024	Bill.com	JD's Custom Design...	https://app02....			20000 · Accou...		146.21	-1,113.18
Bill Pmt -Check	12/23/2024	Bill.com	Freightliner Of Arizo...	https://app02....			20000 · Accou...		299.45	-1,412.63
Bill Pmt -Check	12/23/2024	Bill.com	Jonoco, LLC	https://app02....			20000 · Accou...		580.44	-1,993.07
Bill Pmt -Check	12/23/2024	Bill.com	BPCWS, PLLC	https://app02....			20000 · Accou...		3,950.44	-5,943.51
Bill Pmt -Check	12/23/2024	Bill.com	O'Reilly Automotive ...	https://app02....			20000 · Accou...		46.08	-5,989.59
Bill Pmt -Check	12/23/2024	Bill.com	United Fire Equipm...	https://app02....			20000 · Accou...		309.84	-6,299.43
Bill Pmt -Check	12/23/2024	Bill.com	Apache Junction W...	https://app02....			20000 · Accou...		65.74	-6,365.17
Bill Pmt -Check	12/23/2024	Bill.com	Arizona Propane	https://app02....			20000 · Accou...		163.74	-6,528.91
Bill Pmt -Check	12/23/2024	Bill.com	West Direct Oil, LLC	https://app02....			20000 · Accou...		1,248.39	-7,777.30
Bill Pmt -Check	12/23/2024	Bill.com	CenturyLink	https://app02....			20000 · Accou...		117.72	-7,895.02
Bill Pmt -Check	12/23/2024	Bill.com	Mediacom	https://app02....			20000 · Accou...		229.95	-8,124.97
Bill Pmt -Check	12/23/2024	Bill.com	Prophet Network Int...	https://app02....			20000 · Accou...		3,141.30	-11,266.27
Bill Pmt -Check	12/23/2024	Bill.com	Arizona PPE Recon...	https://app02....			20000 · Accou...		200.00	-11,466.27
Bill Pmt -Check	12/23/2024	Bill.com	Bud's Bulk Ice Servi...	https://app02....			20000 · Accou...		253.06	-11,719.33
Bill Pmt -Check	12/23/2024	Bill.com	Rite-A-Way Garage ...	https://app02....			20000 · Accou...		2,946.58	-14,665.91
Bill Pmt -Check	12/23/2024	Bill.com	Liberty Utilities AZ	https://app02....			20000 · Accou...		76.39	-14,742.30
Bill Pmt -Check	12/23/2024	Bill.com	Apache Junction Un...	https://app02....			20000 · Accou...		2,625.00	-17,367.30
Bill Pmt -Check	12/23/2024	Bill.com	Arizona Propane	https://app02....			20000 · Accou...		109.16	-17,476.46
Bill Pmt -Check	12/23/2024	Bill.com	W.W.Williams Phoe...	https://app02....			20000 · Accou...		581.25	-18,057.71
Bill Pmt -Check	12/23/2024	Bill.com	United Fire Equipm...	https://app02....			20000 · Accou...		135.48	-18,193.19
Bill Pmt -Check	12/23/2024	Bill.com	United Fire Equipm...	https://app02....			20000 · Accou...		99.28	-18,292.47
Bill Pmt -Check	12/23/2024	Bill.com	Jonoco, LLC	https://app02....			20000 · Accou...		1,400.00	-19,692.47
Bill Pmt -Check	12/23/2024	Bill.com	Delta Dental Insura...	https://app02....			20000 · Accou...		7,652.27	-27,344.74
Bill Pmt -Check	12/23/2024	Bill.com	Jonoco, LLC	https://app02....			20000 · Accou...		1,879.62	-29,224.36
Bill Pmt -Check	12/23/2024	Bill.com	Arizona Water Com...	https://app02....			20000 · Accou...		287.09	-29,511.45
Bill Pmt -Check	12/23/2024	Bill.com	O'Reilly Automotive ...	https://app02....			20000 · Accou...		39.15	-29,550.60
Bill Pmt -Check	12/23/2024	Bill.com	Verizon Wireless Se...	https://app02....			20000 · Accou...		2,089.92	-31,640.52

Superstition Fire & Medical District Transaction Detail by Account December 2024

Type	Date	Num	Name	Memo	Class	Clr	Split	Debit	Credit	Balance
Bill Pmt -Check	12/23/2024	Bill.com	Banner Baywood M...	https://app02....			20000 · Accou...		33.90	-31,674.42
Bill Pmt -Check	12/23/2024	Bill.com	Jonoco, LLC	https://app02....			20000 · Accou...		202.18	-31,876.60
Bill Pmt -Check	12/23/2024	Bill.com	Bud's Bulk Ice Servi...	https://app02....			20000 · Accou...		595.15	-32,471.75
Bill Pmt -Check	12/23/2024	Bill.com	United Fire Equipm...	https://app02....			20000 · Accou...		631.92	-33,103.67
Bill Pmt -Check	12/23/2024	Bill.com	Uline	https://app02....			20000 · Accou...		2,065.56	-35,169.23
Bill Pmt -Check	12/23/2024	Bill.com	United Fire Equipm...	https://app02....			20000 · Accou...		24.69	-35,193.92
Bill Pmt -Check	12/23/2024	Bill.com	O'Reilly Automotive ...	https://app02....			20000 · Accou...		33.84	-35,227.76
Bill Pmt -Check	12/23/2024	Bill.com	Jonoco, LLC	https://app02....			20000 · Accou...		1,138.74	-36,366.50
Bill Pmt -Check	12/23/2024	Bill.com	Jonoco, LLC	https://app02....			20000 · Accou...		1,110.03	-37,476.53
Bill Pmt -Check	12/23/2024	Bill.com	Arizona Water Com...	https://app02....			20000 · Accou...		54.15	-37,530.68
Bill Pmt -Check	12/23/2024	Bill.com	Apache Junction W...	https://app02....			20000 · Accou...		62.71	-37,593.39
Bill Pmt -Check	12/23/2024	Bill.com	Jonoco, LLC	https://app02....			20000 · Accou...		212.61	-37,806.00
Bill Pmt -Check	12/23/2024	Bill.com	Aetna Behavioral H...	https://app02....			20000 · Accou...		1,052.16	-38,858.16
Bill Pmt -Check	12/23/2024	Bill.com	Frontier Shop Suppl...	https://app02....			20000 · Accou...		160.29	-39,018.45
Bill Pmt -Check	12/23/2024	Bill.com	Bud's Bulk Ice Servi...	https://app02....			20000 · Accou...		557.14	-39,575.59
Bill Pmt -Check	12/23/2024	Bill.com	Cummins Sales and...	https://app02....			20000 · Accou...		161.85	-39,737.44
Bill Pmt -Check	12/23/2024	Bill.com	United Fire Equipm...	https://app02....			20000 · Accou...		95.43	-39,832.87
Bill Pmt -Check	12/23/2024	Bill.com	O'Reilly Automotive ...	https://app02....			20000 · Accou...		11.54	-39,844.41
Bill Pmt -Check	12/23/2024	Bill.com	relevant Digital Mark...	https://app02....			20000 · Accou...		99.00	-39,943.41
Bill Pmt -Check	12/23/2024	Bill.com	Jonoco, LLC	https://app02....			20000 · Accou...		752.63	-40,696.04
Bill Pmt -Check	12/23/2024	Bill.com	Bud's Bulk Ice Servi...	https://app02....			20000 · Accou...		329.08	-41,025.12
Bill Pmt -Check	12/23/2024	Bill.com	Delta Dental Insura...	https://app02....			20000 · Accou...		679.64	-41,704.76
Bill Pmt -Check	12/23/2024	Bill.com	United Fire Equipm...	https://app02....			20000 · Accou...		31.15	-41,735.91
Bill Pmt -Check	12/23/2024	Bill.com	O'Reilly Automotive ...	https://app02....			20000 · Accou...		283.93	-42,019.84
Bill Pmt -Check	12/23/2024	Bill.com	Cummins Sales and...	https://app02....			20000 · Accou...		3,008.13	-45,027.97
Bill Pmt -Check	12/23/2024	Bill.com	Bud's Bulk Ice Servi...	https://app02....			20000 · Accou...		595.15	-45,623.12
Bill Pmt -Check	12/23/2024	Bill.com	Liberty Utilities AZ	https://app02....			20000 · Accou...		66.52	-45,689.64
Bill Pmt -Check	12/23/2024	Bill.com	Bud's Bulk Ice Servi...	https://app02....			20000 · Accou...		291.07	-45,980.71
General Journal	12/23/2024	737		BILL 12/23/24...			10150 · Payroll...	45,980.71		0.00
Bill Pmt -Check	12/27/2024	Bill.com	McCandless Truck ...	https://app02....			20000 · Accou...		8,041.62	-8,041.62
Bill Pmt -Check	12/27/2024	Bill.com	O'Reilly Automotive ...	https://app02....			20000 · Accou...		6.86	-8,048.48
Bill Pmt -Check	12/27/2024	Bill.com	O'Reilly Automotive ...	https://app02....			20000 · Accou...		97.06	-8,145.54
Bill Pmt -Check	12/27/2024	Bill.com	Arizona Water Com...	https://app02....			20000 · Accou...		38.31	-8,183.85
Bill Pmt -Check	12/27/2024	Bill.com	Bound Tree Medical...	https://app02....			20000 · Accou...		13.94	-8,197.79
Bill Pmt -Check	12/27/2024	Bill.com	McCandless Truck ...	https://app02....			20000 · Accou...		2,016.14	-10,213.93
Bill Pmt -Check	12/27/2024	Bill.com	Teleflex LLC	https://app02....			20000 · Accou...		2,400.20	-12,614.13
Bill Pmt -Check	12/27/2024	Bill.com	Hughes Fire Equip...	https://app02....			20000 · Accou...		243.68	-12,857.81
Bill Pmt -Check	12/27/2024	Bill.com	United Fire Equipm...	https://app02....			20000 · Accou...		90.79	-12,948.60
Bill Pmt -Check	12/27/2024	Bill.com	Arizona Water Com...	https://app02....			20000 · Accou...		53.27	-13,001.87
Bill Pmt -Check	12/27/2024	Bill.com	Jonoco, LLC	https://app02....			20000 · Accou...		1,400.00	-14,401.87
Bill Pmt -Check	12/27/2024	Bill.com	Prophet Network Int...	https://app02....			20000 · Accou...		298.66	-14,700.53
Bill Pmt -Check	12/27/2024	Bill.com	San Tan Auto Partn...	https://app02....			20000 · Accou...		523.34	-15,223.87
Bill Pmt -Check	12/27/2024	Bill.com	Tanner Fox	https://app02....			20000 · Accou...		330.00	-15,553.87
Bill Pmt -Check	12/27/2024	Bill.com	Jonoco, LLC	https://app02....			20000 · Accou...		1,700.00	-17,253.87
Bill Pmt -Check	12/27/2024	Bill.com	United Fire Equipm...	https://app02....			20000 · Accou...		211.84	-17,465.71
Bill Pmt -Check	12/27/2024	Bill.com	Arizona PPE Recon...	https://app02....			20000 · Accou...		753.00	-18,218.71
Bill Pmt -Check	12/27/2024	Bill.com	Frontier Shop Suppl...	https://app02....			20000 · Accou...		174.24	-18,392.95
Bill Pmt -Check	12/27/2024	Bill.com	McCandless Truck ...	https://app02....			20000 · Accou...		46,793.57	-65,186.52
Bill Pmt -Check	12/27/2024	Bill.com	IAFF Health & Well...	https://app02....			20000 · Accou...		155,208.08	-220,394.60
Bill Pmt -Check	12/27/2024	Bill.com	First Choice Auto Gl...	https://app02....			20000 · Accou...		403.80	-220,798.40

6:41 AM

01/08/25

Accrual Basis

Superstition Fire & Medical District Transaction Detail by Account December 2024

Type	Date	Num	Name	Memo	Class	Clr	Split	Debit	Credit	Balance
Bill Pmt -Check	12/27/2024	Bill.com	Bound Tree Medical...	https://app02....			20000 · Accou...		4,407.01	-225,205.41
Bill Pmt -Check	12/27/2024	Bill.com	Bound Tree Medical...	https://app02....			20000 · Accou...		4,960.78	-230,166.19
Bill Pmt -Check	12/27/2024	Bill.com	Jonoco, LLC	https://app02....			20000 · Accou...		1,250.00	-231,416.19
Bill Pmt -Check	12/27/2024	Bill.com	Casey R Solem PLLC	https://app02....			20000 · Accou...		10,000.00	-241,416.19
Bill Pmt -Check	12/27/2024	Bill.com	Standard Insurance ...	https://app02....			20000 · Accou...		5,317.44	-246,733.63
Bill Pmt -Check	12/27/2024	Bill.com	United Fire Equipm...	https://app02....			20000 · Accou...		136.15	-246,869.78
Bill Pmt -Check	12/27/2024	Bill.com	Hughes Fire Equip...	https://app02....			20000 · Accou...		676.90	-247,546.68
Bill Pmt -Check	12/27/2024	Bill.com	Bound Tree Medical...	https://app02....			20000 · Accou...		488.23	-248,034.91
Bill Pmt -Check	12/27/2024	Bill.com	Arizona Propane	https://app02....			20000 · Accou...		575.22	-248,610.13
Bill Pmt -Check	12/27/2024	Bill.com	Support Payment Cl...	https://app02....			20000 · Accou...		1,224.43	-249,834.56
Bill Pmt -Check	12/27/2024	Bill.com	Medline Industries, LP	https://app02....			20000 · Accou...		624.05	-250,458.61
Bill Pmt -Check	12/27/2024	Bill.com	Jonoco, LLC	https://app02....			20000 · Accou...		1,700.00	-252,158.61
Bill Pmt -Check	12/27/2024	Bill.com	Arizona Water Com...	https://app02....			20000 · Accou...		127.48	-252,286.09
General Journal	12/27/2024	738		BILL 12/27/24...			10150 · Payroll...	252,286.09		0.00
Total 1072 · Bill.com Money Out Clearing								862,889.96	862,889.96	0.00
11000 · Petty Cash - Accounting										
Bill Pmt -Check	12/03/2024		Robert Horne Ford	QuickBooks g...			20000 · Accou...	0.00		0.00
Bill Pmt -Check	12/10/2024		O'Reilly Automotive ...	QuickBooks g...			20000 · Accou...	0.00		0.00
Bill Pmt -Check	12/10/2024		Robert Horne Ford	QuickBooks g...			20000 · Accou...	0.00		0.00
Bill Pmt -Check	12/10/2024		O'Reilly Automotive ...	QuickBooks g...			20000 · Accou...	0.00		0.00
Bill Pmt -Check	12/10/2024		Robert Horne Ford	QuickBooks g...			20000 · Accou...	0.00		0.00
Bill Pmt -Check	12/10/2024		O'Reilly Automotive ...	QuickBooks g...			20000 · Accou...	0.00		0.00
Bill Pmt -Check	12/11/2024		O'Reilly Automotive ...	QuickBooks g...			20000 · Accou...	0.00		0.00
Bill Pmt -Check	12/11/2024		O'Reilly Automotive ...	QuickBooks g...			20000 · Accou...	0.00		0.00
Bill Pmt -Check	12/17/2024		Hughes Fire Equip...	QuickBooks g...			20000 · Accou...	0.00		0.00
Bill Pmt -Check	12/23/2024		RWC International, ...	QuickBooks g...			20000 · Accou...	0.00		0.00
Bill Pmt -Check	12/23/2024		Robert Horne Ford	QuickBooks g...			20000 · Accou...	0.00		0.00
Bill Pmt -Check	12/30/2024		Stryker Sales, LLC	QuickBooks g...			20000 · Accou...	0.00		0.00
Total 11000 · Petty Cash - Accounting								0.00	0.00	0.00
TOTAL								5,963,076.89	5,673,047.54	290,029.35



Superstition Fire and Medical District

Fiscal Year Begins: Jul-24

Twelve-Month Cash Flow

Superstition Fire and Medical District

	Beginning	Jul-24	Aug-24	Sep-24	Oct-24	Nov-24	Dec-24	Jan-25	Feb-25	Mar-25	Apr-25	May-25	Jun-25	Monthly Average	Overview
Cash Summary															
Cash on Hand (beginning of month)	7,061,671	7,061,671	6,027,046	3,293,510	4,243,543	10,793,264	11,354,659	11,584,069	9,837,102	8,928,657	8,101,892	7,913,619	11,021,618	8,346,721	
Cash Available (on hand + receipts, before cash out)	7,061,671	7,997,029	6,694,122	5,930,931	12,811,019	13,379,521	14,066,252	12,477,828	10,869,531	10,042,994	9,963,446	12,899,817	12,064,703	10,766,433	
Cash Position (end of month)	7,061,671	6,027,046	3,293,510	4,243,543	10,793,264	11,354,659	11,584,069	9,837,102	8,928,657	8,101,892	7,913,619	11,021,618	7,409,248	8,375,685	
Cash Receipts															
Tax Levy Revenue		277,955	76,400	1,720,557	8,026,544	1,567,901	2,223,250	427,192	616,300	669,700	1,398,700	4,535,040	225,271	1,813,734	
Non-Tax Levy Revenue		657,403	590,676	916,864	540,932	521,986	488,342	466,567	416,129	444,637	462,854	451,158	549,562	542,259	
Transfers		0	0	0	0	496,371	0	0	0	0	0	0	268,252	63,719	
Total Cash Receipts		935,358	667,076	2,637,421	8,567,477	2,586,257	2,711,593	893,759	1,032,429	1,114,337	1,861,554	4,986,198	1,043,085	2,419,712	
Cash Paid Out															
Disbursements		1,969,983	2,400,612	1,687,388	2,017,756	2,024,862	2,482,183	2,640,726	1,940,874	1,941,102	2,049,827	1,878,199	3,108,042	2,178,463	
Transfers		0	1,000,000	0	0	0	0	0	0	0	0	0	1,547,413	212,284	
Total Cash Paid Out		1,969,983	3,400,612	1,687,388	2,017,756	2,024,862	2,482,183	2,640,726	1,940,874	1,941,102	2,049,827	1,878,199	4,655,455	2,390,747	
	(Actual)	(Actual)	(Actual)	(Actual)	(Actual)	(Actual)	(Actual)	(Budget)	(Budget)	(Budget)	(Budget)	(Budget)	(Budget)	(Budget)	

*This includes the General Fund, Transport Services Fund and Special Revenue Fund