



Superstition Fire and Medical District

Monthly Financial Report

Monthly Financial Report – November 2024

Attached are the following for your information and review:

1. Balance Sheet as of November 30, 2024.
2. Summary of reconciled cash balances on November 30, 2024.
3. Income Statement of Revenues and Expenditures for November 2024, including budget to actual and year-to-date balances.
4. PPT Graphs
5. November 2024 Disbursements.
6. 12-Month Cash Flow.

Key points:

- Total Revenue for November was \$1,968,749, which was \$123,144 under budget.
 - Tax Levy Revenue for November was \$206,511 under budget.
 - Non-Tax Levy Revenue for November was \$510,460, which was \$83,367 over budget.
 - Driven by higher than anticipated Wildland Deployment Revenue.
- Total Expenses for November were \$1,662,335, which were \$199,447 under budget.
 - Personnel Expenses were \$82,735 under budget driven lower overtime costs and associated benefit costs.
 - Vehicles and Equipment were \$42,221 under budget driven by lower PPE, fuel and vehicle repair and maintenance costs.
 - Communications/IT were \$20,470 under budget driven by timing of software licensing.
 - Managerial Expenses were \$34,446 under budget driven by lower than anticipated election costs.
- Total Year-to-Date Revenue is \$14,267,612, which is \$752,560 over budget driven by timing of property tax collections and transport revenue.
- Total Year-to-Date Expenses are \$9,097,702 which is under budget by \$972,170, primarily driven by lower overtime needs as well as timing of equipment purchases and IT support.
- Total Cash as of November 2024 was \$18,043,380, which is up \$2,504,918 from last year.

Please contact Ben Archer-Clowes for any questions or concerns regarding this report.

Superstition Fire & Medical District
Balance Sheet Prev Year Comparison
As of November 30, 2024

	Nov 30, 24	Nov 30, 23	\$ Change
ASSETS			
Current Assets			
Checking/Savings			
10100 · Fund Cash - General (M&O)	9,019,875.64	7,152,697.67	1,867,177.97
10120 · Ambulance Operating	24,185.82	22,371.93	1,813.89
10130 · Ambulance Payroll	153,026.21	157,905.77	-4,879.56
10140 · Transport Lockbox	346,577.52	74,278.52	272,299.00
10150 · Payroll Account	1,487,913.18	1,446,091.78	41,821.40
10200 · Fund Cash - Capital Projects	2,720,994.79	2,712,620.26	8,374.53
10400 · Special Revenue Fund	322,980.68	73,590.86	249,389.82
10500 · Fund Cash - Bond Proceeds 2006	407,421.30	427,458.52	-20,037.22
10600 · Debt Retirement Interest	36,676.77	51,517.86	-14,841.09
10700 · Contingency Reserve Fund Cash	3,523,628.26	3,418,899.50	104,728.76
1072 · Bill.com Money Out Clearing	0.00	929.89	-929.89
11000 · Petty Cash - Accounting	100.00	100.00	0.00
Total Checking/Savings	18,043,380.17	15,538,462.56	2,504,917.61
Accounts Receivable			
13000 · Accounts Receivable	1,138,233.30	337,208.55	801,024.75
Total Accounts Receivable	1,138,233.30	337,208.55	801,024.75
Other Current Assets			
12001 · Undeposited Funds	5,457.31	0.00	5,457.31
15000 · Due From other funds	0.00	2,498,823.02	-2,498,823.02
Total Other Current Assets	5,457.31	2,498,823.02	-2,493,365.71
Total Current Assets	19,187,070.78	18,374,494.13	812,576.65
Fixed Assets			
17001 · Vehicles	4,967,341.00	4,967,341.00	0.00
17010 · Machinery and Equipment	1,070,536.00	1,070,536.00	0.00
17020 · Land	1,241,806.00	1,241,806.00	0.00
17030 · Building and Improvements	3,469,711.00	3,469,711.00	0.00
17040 · Leasehold Improvements	88,209.00	88,209.00	0.00
Total Fixed Assets	10,837,603.00	10,837,603.00	0.00
Other Assets			
16000 · Prepaid Items	110,956.54	-0.57	110,957.11
17050 · Investment in Joint Venture	158,227.00	158,227.00	0.00
18000 · ASRS OPEB Asset	73,007.00	73,007.00	0.00
18005 · PSPRS OPEB Asset	6,639.00	6,639.00	0.00
18010 · Deferred Outflows PSPRS	633,397.00	633,397.00	0.00
18015 · Deferred Outflows ASRS	7,738.00	7,738.00	0.00
19000 · Suspense	0.00	41,981.08	-41,981.08
19001 · Medical Inventory	115,444.00	115,444.00	0.00
Total Other Assets	1,105,408.54	1,036,432.51	68,976.03
TOTAL ASSETS	31,130,082.32	30,248,529.64	881,552.68
LIABILITIES & EQUITY			
Liabilities			
Current Liabilities			
Accounts Payable			
20000 · Accounts Payable	498,084.27	405,302.34	92,781.93
Total Accounts Payable	498,084.27	405,302.34	92,781.93
Credit Cards			
21002 · Chase Credit Card	6.74	11,478.70	-11,471.96
Total Credit Cards	6.74	11,478.70	-11,471.96
Other Current Liabilities			

Superstition Fire & Medical District
Balance Sheet Prev Year Comparison
As of November 30, 2024

	Nov 30, 24	Nov 30, 23	\$ Change
21000 · Payroll Liabilities	663,253.39	636,650.07	26,603.32
21100 · Compensated Absences	3,063,026.00	3,063,026.00	0.00
21250 · Sales Tax Payable	88.31	328.37	-240.06
24020 · Accrued Interest Expense	16,346.00	32,301.00	-15,955.00
25000 · Due To other funds	0.00	2,498,823.02	-2,498,823.02
26000 · Deferred Revenue	914,538.00	914,538.00	0.00
27000 · Bond Payable	30,537,000.00	31,689,000.00	-1,152,000.00
27005 · Unamortized GADA Bond	73,211.00	73,211.00	0.00
27010 · Ambulance Lease Agreement	169,980.00	334,945.00	-164,965.00
27015 · Capital Lease Agreements	918,596.00	1,032,319.00	-113,723.00
29000 · Deferred Inflows PSPRS	180,362.00	180,362.00	0.00
29010 · Deferred Inflows ASRS	46,105.00	46,105.00	0.00
29020 · Net Pension Liability PSPRS	3,038,177.00	3,038,177.00	0.00
Total Other Current Liabilities	39,620,682.70	43,539,785.46	-3,919,102.76
Total Current Liabilities	40,118,773.71	43,956,566.50	-3,837,792.79
Total Liabilities	40,118,773.71	43,956,566.50	-3,837,792.79
Equity			
31000 · Fund Balance	-17,113,564.00	-17,113,564.00	0.00
32000 · Retained Earnings	3,045,781.70	53,593.91	2,992,187.79
Net Income	5,079,090.91	3,351,933.23	1,727,157.68
Total Equity	-8,988,691.39	-13,708,036.86	4,719,345.47
TOTAL LIABILITIES & EQUITY	31,130,082.32	30,248,529.64	881,552.68

Superstition Fire and Medical District
 Reconciliation Summary
 Period Ending 11/30/2024

	General Fund	Ambulance	Capital Projects	Special Revenue	Bond Proceeds
	11/30/2024	Operating	11/30/2024	Fund	11/30/2024
	11/30/2024	11/30/2024	11/30/2024	11/30/2024	11/30/2024
Beginning Balance	9,416,539.05	26,814.14	3,208,340.81	322,256.04	362,445.58
Cleared Transactions					
Checks and Payments	(2,045,166.54)	-	(496,370.68)	-	-
Deposits and Credits	1,675,119.23	79.62	9,024.66	724.64	44,975.72
Total Cleared Transactions	<u>(370,047.31)</u>	<u>79.62</u>	<u>(487,346.02)</u>	<u>724.64</u>	<u>44,975.72</u>
Cleared Balance	<u>9,046,491.74</u>	<u>26,893.76</u>	<u>2,720,994.79</u>	<u>322,980.68</u>	<u>407,421.30</u>
Uncleared Transactions					
Checks and Payments	(26,616.10)	(2,707.94)	-	-	-
Deposits and Credits	-	-	-	-	-
Total Uncleared Transactions	<u>(26,616.10)</u>	<u>(2,707.94)</u>	<u>-</u>	<u>-</u>	<u>-</u>
Register Balance as of 11/30/2024	<u>9,019,875.64</u>	<u>24,185.82</u>	<u>2,720,994.79</u>	<u>322,980.68</u>	<u>407,421.30</u>

	Debt Retirement	Contingency	Transport	Ground	Payroll Account
	Interest	Reserve Fund	Lockbox	Transportaion	11/30/2024
	11/30/2024	11/30/2024	11/30/2024	11/30/2024	11/30/2024
Beginning Balance	32,883.75	3,513,054.64	218,152.63	192,872.99	645,415.22
Cleared Transactions					
Checks and Payments	-	-	(122.56)	(301,752.56)	(1,927,819.93)
Deposits and Credits	3,793.02	10,573.62	128,547.45	261,905.78	2,770,317.89
Total Cleared Transactions	<u>3,793.02</u>	<u>10,573.62</u>	<u>128,424.89</u>	<u>(39,846.78)</u>	<u>842,497.96</u>
	<u>36,676.77</u>	<u>3,523,628.26</u>	<u>346,577.52</u>	<u>153,026.21</u>	<u>1,487,913.18</u>
Uncleared Transactions					
Checks and Payments	-	-	-	-	-
Deposits and Credits	-	-	-	-	-
Total Uncleared Transactions	<u>-</u>	<u>-</u>	<u>-</u>	<u>-</u>	<u>-</u>
Register Balance as of 11/30/2024	<u>36,676.77</u>	<u>3,523,628.26</u>	<u>346,577.52</u>	<u>153,026.21</u>	<u>1,487,913.18</u>

Superstition Fire & Medical District Profit & Loss Budget Performance November 2024

	Nov 24	Budget	\$ Over Budget	Jul - Nov 24	YTD Budget	\$ Over Budget	Annual Budget
Ordinary Income/Expense							
Income							
4000 · Tax Levy Revenue	1,458,288.91	1,664,800.00	-206,511.09	11,513,786.40	11,409,000.00	104,786.40	21,764,811.00
4200 · Non-Tax Levy Revenue	510,459.95	427,093.00	83,366.95	2,753,825.91	2,106,052.00	647,773.91	5,443,789.00
Total Income	1,968,748.86	2,091,893.00	-123,144.14	14,267,612.31	13,515,052.00	752,560.31	27,208,600.00
Gross Profit	1,968,748.86	2,091,893.00	-123,144.14	14,267,612.31	13,515,052.00	752,560.31	27,208,600.00
Expense							
5000 · Personnel Expenses	1,417,916.25	1,500,651.00	-82,734.75	7,680,810.06	8,226,525.00	-545,714.94	21,133,207.00
6100 · Building and Land	43,923.51	44,890.00	-966.49	243,230.32	228,980.00	14,250.32	541,309.00
6200 · Vehicles & Equipment	83,451.03	125,672.00	-42,220.97	522,505.97	628,360.00	-105,854.03	1,507,332.00
6300 · Communication/IT	72,117.50	92,587.00	-20,469.50	280,410.42	462,935.00	-182,524.58	1,111,498.00
6400 · Travel & Training	6,471.50	25,081.00	-18,609.50	63,431.14	125,955.00	-62,523.86	303,569.00
7100 · Managerial Expense	38,455.17	72,901.00	-34,445.83	307,314.25	397,117.00	-89,802.75	855,882.00
Total Expense	1,662,334.96	1,861,782.00	-199,447.04	9,097,702.16	10,069,872.00	-972,169.84	25,452,797.00
Net Ordinary Income	306,413.90	230,111.00	76,302.90	5,169,910.15	3,445,180.00	1,724,730.15	1,755,803.00
Other Income/Expense							
Other Income	0.00	0.00	0.00	0.00	0.00	0.00	268,252.00
Other Expense	0.00	0.00	0.00	1,000,000.00	0.00	1,000,000.00	1,722,561.00
Net Other Income	0.00	0.00	0.00	-1,000,000.00	0.00	-1,000,000.00	-1,454,309.00
Net Income	306,413.90	230,111.00	76,302.90	4,169,910.15	3,445,180.00	724,730.15	301,494.00

Superstition Fire & Medical District Profit & Loss Budget Performance - General Fund November 2024

	Nov 24	Budget	\$ Over Budget	Jul - Nov 24	YTD Budget	\$ Over Budget	Annual Budget
Ordinary Income/Expense							
Income							
4000 · Tax Levy Revenue	1,458,288.91	1,664,800.00	-206,511.09	11,513,786.40	11,409,000.00	104,786.40	21,764,811.00
4200 · Non-Tax Levy Revenue	121,187.23	8,800.00	112,387.23	525,105.89	239,000.00	286,105.89	707,897.00
Total Income	1,579,476.14	1,673,600.00	-94,123.86	12,038,892.29	11,648,000.00	390,892.29	22,472,708.00
Gross Profit	1,579,476.14	1,673,600.00	-94,123.86	12,038,892.29	11,648,000.00	390,892.29	22,472,708.00
Expense							
5000 · Personnel Expenses	1,213,667.94	1,268,732.00	-55,064.06	6,530,622.46	6,966,192.00	-435,569.54	18,144,318.00
6100 · Building and Land	28,397.92	33,850.00	-5,452.08	171,434.03	172,780.00	-1,345.97	407,829.00
6200 · Vehicles & Equipment	38,396.41	81,664.00	-43,267.59	243,567.95	408,320.00	-164,752.05	979,247.00
6300 · Communication/IT	33,373.63	56,103.00	-22,729.37	147,381.37	280,515.00	-133,133.63	673,699.00
6400 · Travel & Training	6,406.37	23,224.00	-16,817.63	54,476.15	116,620.00	-62,143.85	281,169.00
7100 · Managerial Expense	13,095.96	46,240.00	-33,144.04	173,052.60	239,200.00	-66,147.40	486,727.00
Total Expense	1,333,338.23	1,509,813.00	-176,474.77	7,320,534.56	8,183,627.00	-863,092.44	20,972,989.00
Net Ordinary Income	246,137.91	163,787.00	82,350.91	4,718,357.73	3,464,373.00	1,253,984.73	1,499,719.00
Other Income/Expense							
Other Income							
9001 · Transfers In from Other Funds	0.00	0.00	0.00	0.00	0.00	0.00	268,252.00
Total Other Income	0.00	0.00	0.00	0.00	0.00	0.00	268,252.00
Other Expense							
9501 · Transfers Out to other Funds	0.00	0.00	0.00	1,000,000.00	0.00	1,000,000.00	1,547,413.00
Total Other Expense	0.00	0.00	0.00	1,000,000.00	0.00	1,000,000.00	1,547,413.00
Net Other Income	0.00	0.00	0.00	-1,000,000.00	0.00	-1,000,000.00	-1,279,161.00
Net Income	246,137.91	163,787.00	82,350.91	3,718,357.73	3,464,373.00	253,984.73	220,558.00

Superstition Fire & Medical District
Profit & Loss Budget Performance - Transport Services Fund
November 2024

	Nov 24	Budget	\$ Over Budget	Jul - Nov 24	YTD Budget	\$ Over Budget	Annual Budget
Ordinary Income/Expense							
Income							
4200 · Non-Tax Levy Revenue	389,272.72	418,293.00	-29,020.28	2,228,720.02	1,867,052.00	361,668.02	4,735,892.00
Total Income	389,272.72	418,293.00	-29,020.28	2,228,720.02	1,867,052.00	361,668.02	4,735,892.00
Gross Profit	389,272.72	418,293.00	-29,020.28	2,228,720.02	1,867,052.00	361,668.02	4,735,892.00
Expense							
5000 · Personnel Expenses	204,248.31	231,919.00	-27,670.69	1,150,187.60	1,260,333.00	-110,145.40	2,988,889.00
6100 · Building and Land	15,525.59	11,040.00	4,485.59	71,796.29	56,200.00	15,596.29	133,480.00
6200 · Vehicles & Equipment	45,054.62	44,008.00	1,046.62	278,938.02	220,040.00	58,898.02	528,085.00
6300 · Communication/IT	38,743.87	36,484.00	2,259.87	133,029.05	182,420.00	-49,390.95	437,799.00
6400 · Travel & Training	65.13	1,857.00	-1,791.87	8,954.99	9,335.00	-380.01	22,400.00
7100 · Managerial Expense	25,359.21	26,661.00	-1,301.79	134,261.65	157,917.00	-23,655.35	369,155.00
Total Expense	328,996.73	351,969.00	-22,972.27	1,777,167.60	1,886,245.00	-109,077.40	4,479,808.00
Net Ordinary Income	60,275.99	66,324.00	-6,048.01	451,552.42	-19,193.00	470,745.42	256,084.00
Other Income/Expense							
Other Expense							
8500 · Debt Payments	0.00	0.00	0.00	0.00	0.00	0.00	175,148.00
Total Other Expense	0.00	0.00	0.00	0.00	0.00	0.00	175,148.00
Net Other Income	0.00	0.00	0.00	0.00	0.00	0.00	-175,148.00
Net Income	60,275.99	66,324.00	-6,048.01	451,552.42	-19,193.00	470,745.42	80,936.00

Superstition Fire & Medical District
Profit & Loss Budget Performance - Capital Fund
November 2024

	Nov 24	Budget	\$ Over Budget	Jul - Nov 24	YTD Budget	\$ Over Budget	Annual Budget
Ordinary Income/Expense							
Income							
4200 · Non-Tax Levy Revenue	9,024.66	3,750.00	5,274.66	34,053.75	18,750.00	15,303.75	45,000.00
Total Income	9,024.66	3,750.00	5,274.66	34,053.75	18,750.00	15,303.75	45,000.00
Gross Profit	9,024.66	3,750.00	5,274.66	34,053.75	18,750.00	15,303.75	45,000.00
Expense							
7100 · Managerial Expense	0.00	0.00	0.00	0.00	0.00	0.00	33,985.00
Total Expense	0.00	0.00	0.00	0.00	0.00	0.00	33,985.00
Net Ordinary Income	9,024.66	3,750.00	5,274.66	34,053.75	18,750.00	15,303.75	11,015.00
Other Income/Expense							
Other Income							
9001 · Transfers In from Other Funds	0.00	0.00	0.00	1,000,000.00	0.00	1,000,000.00	1,500,000.00
Total Other Income	0.00	0.00	0.00	1,000,000.00	0.00	1,000,000.00	1,500,000.00
Other Expense							
8100 · Capital Outlay	21,684.21	0.00	21,684.21	520,819.46	0.00	520,819.46	0.00
8500 · Debt Payments	0.00			0.00			236,530.00
Total Other Expense	21,684.21	0.00	21,684.21	520,819.46	0.00	520,819.46	236,530.00
Net Other Income	-21,684.21	0.00	-21,684.21	479,180.54	0.00	479,180.54	1,263,470.00
Net Income	-12,659.55	3,750.00	-16,409.55	513,234.29	18,750.00	494,484.29	1,274,485.00

Superstition Fire & Medical District
Profit & Loss Budget Performance - Debt Service Fund
November 2024

	Nov 24	Budget	\$ Over Budget	Jul - Nov 24	YTD Budget	\$ Over Budget	Annual Budget
Ordinary Income/Expense							
Income							
4000 · Tax Levy Revenue	47,974.32	51,000.00	-3,025.68	349,504.36	341,000.00	8,504.36	662,177.00
4200 · Non-Tax Levy Revenue	794.42	650.00	144.42	4,043.05	3,250.00	793.05	8,000.00
Total Income	48,768.74	51,650.00	-2,881.26	353,547.41	344,250.00	9,297.41	670,177.00
Gross Profit	48,768.74	51,650.00	-2,881.26	353,547.41	344,250.00	9,297.41	670,177.00
Expense							
7100 · Managerial Expense	0.00	0.00	0.00	0.00	0.00	0.00	55,949.00
Total Expense	0.00	0.00	0.00	0.00	0.00	0.00	55,949.00
Net Ordinary Income	48,768.74	51,650.00	-2,881.26	353,547.41	344,250.00	9,297.41	614,228.00
Other Income/Expense							
Other Income	0.00	0.00	0.00	0.00	0.00	0.00	47,413.00
Other Expense	0.00	0.00	0.00	0.00	0.00	0.00	639,000.00
Net Other Income	0.00	0.00	0.00	0.00	0.00	0.00	-591,587.00
Net Income	48,768.74	51,650.00	-2,881.26	353,547.41	344,250.00	9,297.41	22,641.00

Superstition Fire & Medical District
Profit & Loss Budget Performance - COP Reserve Fund
November 2024

	Nov 24	Budget	\$ Over Budget	Jul - Nov 24	YTD Budget	\$ Over Budget	Annual Budget
Ordinary Income/Expense							
Income							
4200 · Non-Tax Levy Revenue	10,573.62	4,500.00	6,073.62	42,399.06	22,500.00	19,899.06	55,000.00
Total Income	10,573.62	4,500.00	6,073.62	42,399.06	22,500.00	19,899.06	55,000.00
Gross Profit	10,573.62	4,500.00	6,073.62	42,399.06	22,500.00	19,899.06	55,000.00
Net Ordinary Income	10,573.62	4,500.00	6,073.62	42,399.06	22,500.00	19,899.06	55,000.00
Other Income/Expense							
Other Expense							
9501 · Transfers Out to other Funds	0.00	0.00	0.00	0.00	0.00	0.00	268,252.00
Total Other Expense	0.00	0.00	0.00	0.00	0.00	0.00	268,252.00
Net Other Income	0.00	0.00	0.00	0.00	0.00	0.00	-268,252.00
Net Income	10,573.62	4,500.00	6,073.62	42,399.06	22,500.00	19,899.06	-213,252.00

Financial Report November 2024

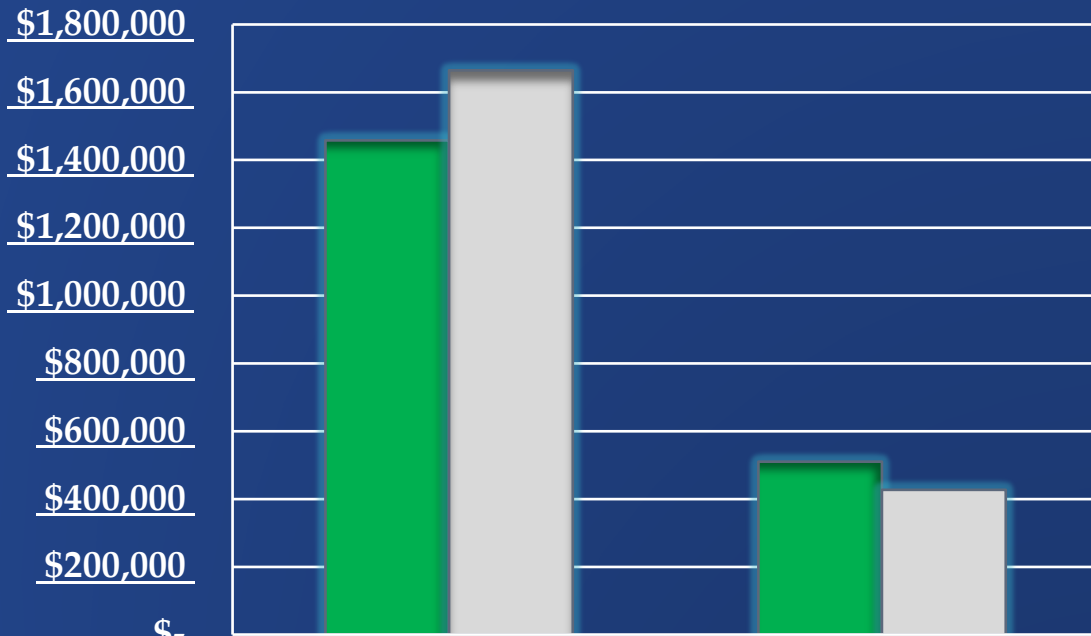


JAMES VINCENT GROUP
ACCOUNTING & CONSULTING



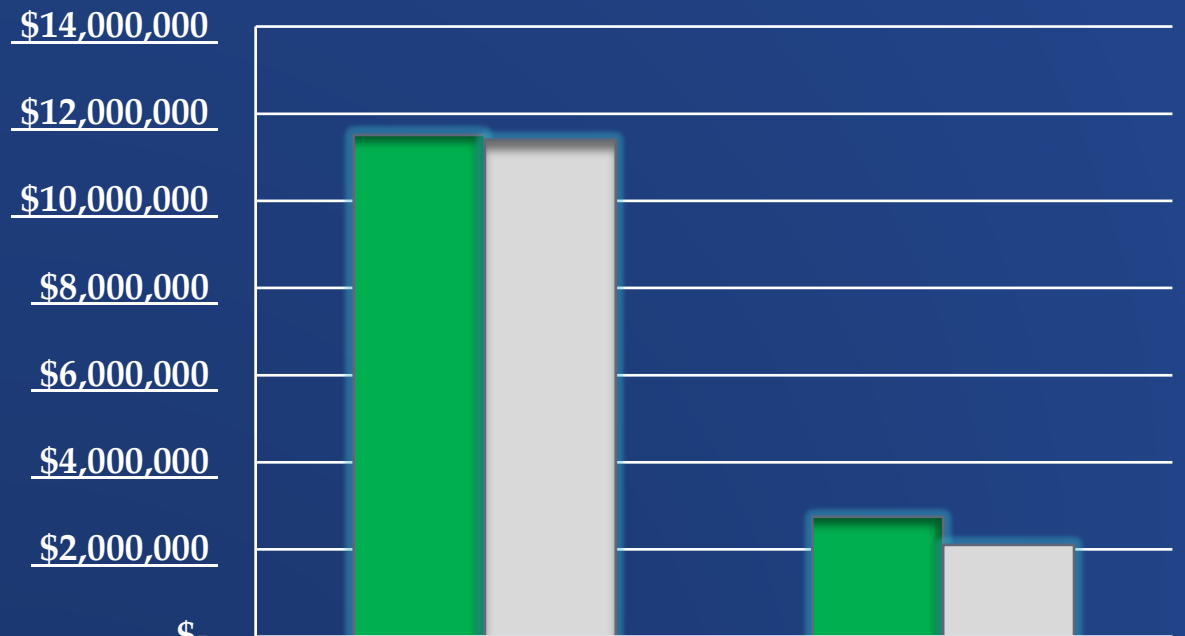
Revenue Actuals vs. Budget

November



	Tax Levy	Non-Tax Levy
Actual	\$1,458,289	\$510,460
Budget	\$1,664,800	\$427,093
VAR	\$(206,511)	\$83,367

YTD



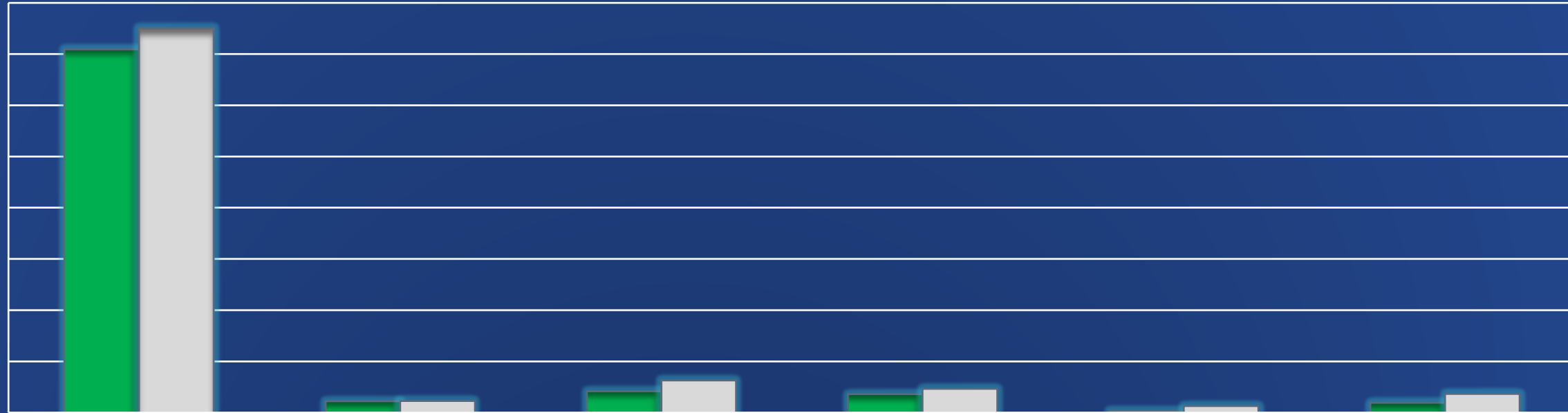
	Tax Levy	Non-Tax Levy
Actual	\$11,513,786	\$2,753,826
Budget	\$11,409,000	\$2,106,052
VAR	\$104,786	\$647,774



November 2024 Actuals vs. Budget

Expenditures

\$1,600,000
 \$1,400,000
 \$1,200,000
 \$1,000,000
 \$800,000
 \$600,000
 \$400,000
 \$200,000
 \$-



	Personnel	Building & Land	Vehicles & Equipment	Communication/IT	Travel & Training	Managerial Expenses
■ Actual	\$1,417,916	\$43,924	\$83,451	\$72,118	\$6,472	\$38,455
■ Budget	\$1,500,651	\$44,890	\$125,672	\$92,587	\$25,081	\$72,901
VAR	\$(82,735)	\$(966)	\$(42,221)	\$(20,470)	\$(18,610)	\$(34,446)

*This includes the General, Transport Services and Special Revenue Funds




YTD Actuals vs. Budget



JAMES VINCENT GROUP
ACCOUNTING & CONSULTING

Expenditures

\$9,000,000
\$8,000,000
\$7,000,000
\$6,000,000
\$5,000,000
\$4,000,000
\$3,000,000
\$2,000,000
\$1,000,000
\$-



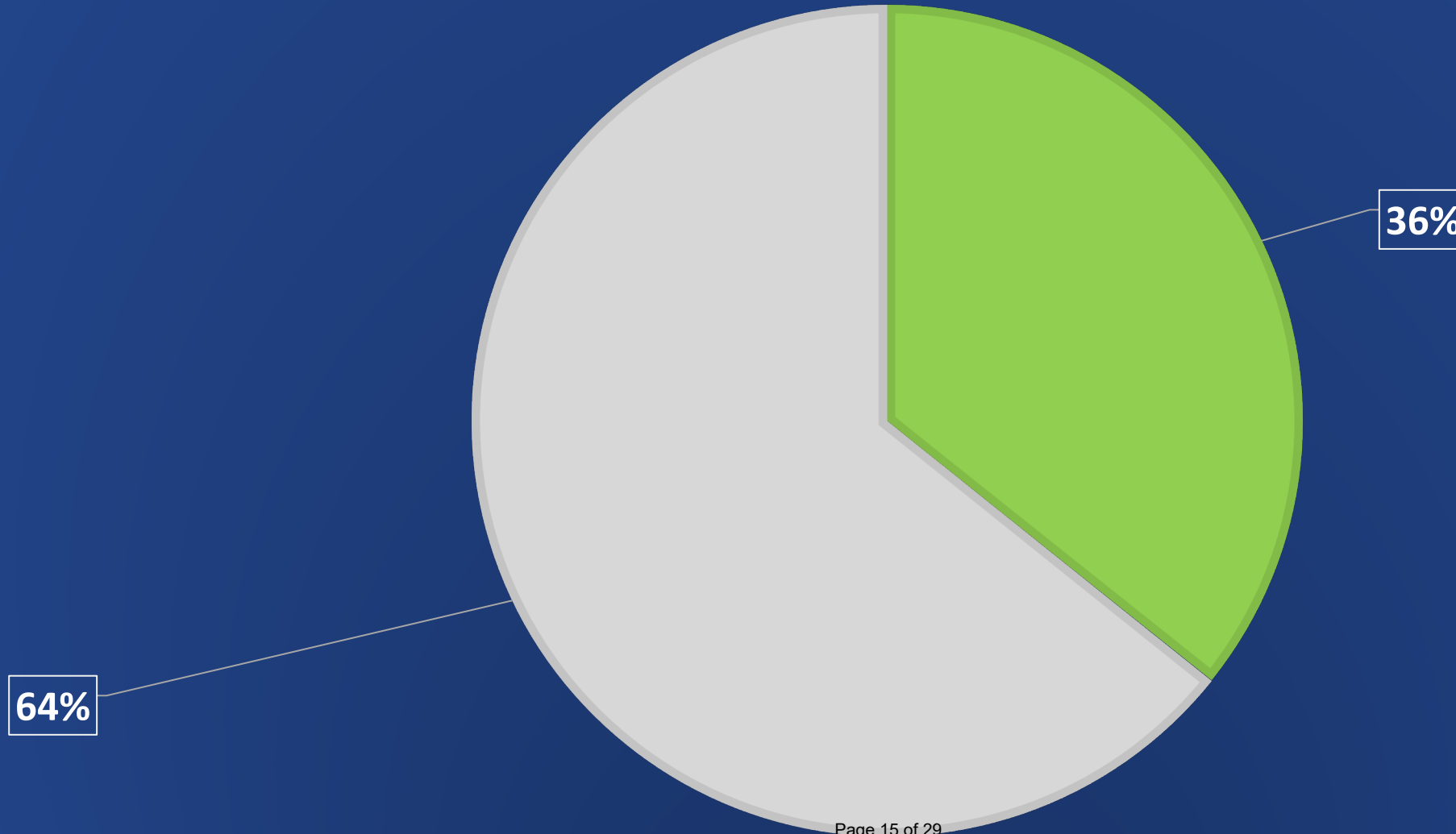
	Personnel	Building & Land	Vehicles & Equipment	Communication/IT	Travel & Training	Managerial Expenses
■ Actual	\$7,680,810	\$243,230	\$522,506	\$280,410	\$63,431	\$307,314
■ Budget	\$8,226,525	\$228,980	\$628,360	\$462,935	\$125,955	\$397,117
VAR	\$(545,715)	\$14,250	\$(105,854)	\$(182,525)	\$(62,524)	\$(89,803)



YTD Expenses as a Percentage of Budget

■ Actual YTD ■ Budget Remaining

November 2024 Targeted % - 42%



**This includes the General, Transport Services and Special Revenue Funds*

Superstition Fire & Medical District Transaction Detail by Account November 2024

Type	Date	Num	Name	Memo	Class	Clr	Split	Debit	Credit	Balance
10100 · Fund Cash - General (M&O)										
Check	11/06/2024	EFT		Wire Fees		X	7109 · Bank F...		20.00	-20.00
Check	11/06/2024	EFT		Wire Fees		X	7109 · Bank F...		5.00	-25.00
Transfer	11/06/2024			Funds Transfer		X	10150 · Payroll...		650,000.00	-650,025.00
Deposit	11/08/2024			Deposit		X	10130 · Ambul...			-650,025.00
Deposit	11/13/2024			Deposit		X	-SPLIT-	105,479.27		-544,545.73
Check	11/14/2024	EFT		Wire Fees		X	7109 · Bank F...		20.00	-544,565.73
Check	11/14/2024	EFT		Wire Fees		X	7109 · Bank F...		5.00	-544,570.73
Transfer	11/14/2024			Funds Transfer		X	10150 · Payroll...		500,000.00	-1,044,570.73
Deposit	11/26/2024			Deposit		X	-SPLIT-	1,739.06		-1,042,831.67
Check	11/26/2024	EFT		Wire Fees		X	7109 · Bank F...		20.00	-1,042,851.67
Check	11/26/2024	EFT		Wire Fees		X	7109 · Bank F...		5.00	-1,042,856.67
Transfer	11/26/2024			Funds Transfer		X	10150 · Payroll...		800,000.00	-1,842,856.67
Deposit	11/27/2024			Deposit		X	10130 · Ambul...			-1,842,856.67
General Journal	11/30/2024	711		To Record Pr...		X	4010 · Propert...	1,567,900.90		-274,955.77
General Journal	11/30/2024	722		Machu Picch...		X	4225 · Machu ...		95,091.54	-370,047.31
Total 10100 · Fund Cash - General (M&O)								1,675,119.23	2,045,166.54	-370,047.31
10120 · Ambulance Operating										
General Journal	11/30/2024	705		To Record Int...		X	4250 · Interest...	79.62		79.62
Total 10120 · Ambulance Operating								79.62	0.00	79.62
10130 · Ambulance Payroll										
Deposit	11/01/2024			Deposit		X	4210 · Ambula...	510.00		510.00
Deposit	11/01/2024			Deposit		X	4210 · Ambula...	6,382.10		6,892.10
Deposit	11/01/2024			Deposit		X	4210 · Ambula...	4,744.46		11,636.56
Deposit	11/01/2024			Deposit		X	4210 · Ambula...	2,501.48		14,138.04
Deposit	11/01/2024			Deposit		X	4210 · Ambula...	2,181.75		16,319.79
Deposit	11/01/2024			Deposit		X	4210 · Ambula...	1,621.65		17,941.44
Deposit	11/01/2024			Deposit		X	4210 · Ambula...	1,309.81		19,251.25
Deposit	11/01/2024			Deposit		X	4210 · Ambula...	1,181.87		20,433.12
Deposit	11/01/2024			Deposit		X	4210 · Ambula...	904.95		21,338.07
Deposit	11/01/2024			Deposit		X	4210 · Ambula...	458.57		21,796.64
Deposit	11/01/2024			Deposit		X	4210 · Ambula...	425.25		22,221.89
Deposit	11/01/2024			Deposit		X	4210 · Ambula...	407.40		22,629.29
Deposit	11/01/2024			Deposit		X	4210 · Ambula...	66.73		22,696.02
Deposit	11/04/2024			Deposit		X	4210 · Ambula...	1,188.18		23,884.20
Deposit	11/04/2024			Deposit		X	4210 · Ambula...	167.85		24,052.05
Deposit	11/04/2024			Deposit		X	4210 · Ambula...	125.00		24,177.05
Deposit	11/04/2024			Deposit		X	4210 · Ambula...	2,005.89		26,182.94
Deposit	11/04/2024			Deposit		X	4210 · Ambula...	247.18		26,430.12
Deposit	11/04/2024			Deposit		X	4210 · Ambula...	104.11		26,534.23
Check	11/04/2024	EFT				X	7109 · Bank F...		1,752.56	24,781.67
Deposit	11/05/2024			Deposit		X	4210 · Ambula...	5,787.34		30,569.01
Deposit	11/05/2024			Deposit		X	4210 · Ambula...	3,747.99		34,317.00
Deposit	11/05/2024			Deposit		X	4210 · Ambula...	2,391.72		36,708.72
Deposit	11/05/2024			Deposit		X	4210 · Ambula...	1,097.20		37,805.92
Deposit	11/05/2024			Deposit		X	4210 · Ambula...	934.56		38,740.48
Deposit	11/05/2024			Deposit		X	4210 · Ambula...	758.77		39,499.25

9:06 AM

12/11/24

Accrual Basis

Superstition Fire & Medical District

Transaction Detail by Account

November 2024

Type	Date	Num	Name	Memo	Class	Clr	Split	Debit	Credit	Balance
Deposit	11/05/2024			Deposit		X	4210 · Ambula...	705.80		40,205.05
Deposit	11/05/2024			Deposit		X	4210 · Ambula...	592.47		40,797.52
Deposit	11/05/2024			Deposit		X	4210 · Ambula...	328.21		41,125.73
Deposit	11/05/2024			Deposit		X	4210 · Ambula...	305.37		41,431.10
Deposit	11/05/2024			Deposit		X	4210 · Ambula...	262.79		41,693.89
Deposit	11/05/2024			Deposit		X	4210 · Ambula...	153.38		41,847.27
Deposit	11/06/2024			Deposit		X	4210 · Ambula...	355.74		42,203.01
Deposit	11/06/2024			Deposit		X	4210 · Ambula...	3,914.08		46,117.09
Deposit	11/06/2024			Deposit		X	4210 · Ambula...	1,845.66		47,962.75
Deposit	11/06/2024			Deposit		X	4210 · Ambula...	1,620.51		49,583.26
Deposit	11/06/2024			Deposit		X	4210 · Ambula...	874.37		50,457.63
Deposit	11/06/2024			Deposit		X	4210 · Ambula...	588.97		51,046.60
Deposit	11/06/2024			Deposit		X	4210 · Ambula...	558.74		51,605.34
Deposit	11/06/2024			Deposit		X	4210 · Ambula...	463.13		52,068.47
Deposit	11/07/2024			Deposit		X	4210 · Ambula...	5,394.83		57,463.30
Deposit	11/07/2024			Deposit		X	4210 · Ambula...	2,158.07		59,621.37
Deposit	11/07/2024			Deposit		X	4210 · Ambula...	1,970.69		61,592.06
Deposit	11/07/2024			Deposit		X	4210 · Ambula...	1,787.77		63,379.83
Deposit	11/07/2024			Deposit		X	4210 · Ambula...	729.78		64,109.61
Deposit	11/07/2024			Deposit		X	4210 · Ambula...	508.51		64,618.12
Deposit	11/07/2024			Deposit		X	4210 · Ambula...	496.40		65,114.52
Deposit	11/07/2024			Deposit		X	4210 · Ambula...	468.17		65,582.69
Deposit	11/07/2024			Deposit		X	4210 · Ambula...	277.45		65,860.14
Deposit	11/07/2024			Deposit		X	4210 · Ambula...	237.36		66,097.50
Deposit	11/07/2024			Deposit		X	4210 · Ambula...	2,488.73		68,586.23
Deposit	11/07/2024			Deposit		X	4260 · Plan Re...	950.00		69,536.23
Deposit	11/08/2024			Deposit		X	4210 · Ambula...	160.00		69,696.23
Deposit	11/08/2024			Deposit		X	4210 · Ambula...	5,509.31		75,205.54
Deposit	11/08/2024			Deposit		X	4210 · Ambula...	4,252.79		79,458.33
Deposit	11/08/2024			Deposit		X	4210 · Ambula...	3,796.89		83,255.22
Deposit	11/08/2024			Deposit		X	4210 · Ambula...	3,290.48		86,545.70
Deposit	11/08/2024			Deposit		X	4210 · Ambula...	2,142.67		88,688.37
Deposit	11/08/2024			Deposit		X	4210 · Ambula...	1,733.62		90,421.99
Deposit	11/08/2024			Deposit		X	4210 · Ambula...	1,375.46		91,797.45
Deposit	11/08/2024			Deposit		X	4210 · Ambula...	1,335.61		93,133.06
Deposit	11/08/2024			Deposit		X	4210 · Ambula...	973.33		94,106.39
Deposit	11/08/2024			Deposit		X	4210 · Ambula...	924.78		95,031.17
Deposit	11/08/2024			Deposit		X	4210 · Ambula...	527.65		95,558.82
Deposit	11/08/2024			Deposit		X	4210 · Ambula...	464.18		96,023.00
Deposit	11/08/2024			Deposit		X	4210 · Ambula...	349.65		96,372.65
Deposit	11/08/2024			Deposit		X	-SPLIT-	275.70		96,648.35
Deposit	11/08/2024			Deposit		X	4210 · Ambula...	255.55		96,903.90
Deposit	11/08/2024			Deposit		X	4210 · Ambula...	108.58		97,012.48
Deposit	11/08/2024			Deposit		X	4210 · Ambula...	104.64		97,117.12
Deposit	11/08/2024			Deposit		X	4210 · Ambula...	103.93		97,221.05
Deposit	11/12/2024			Deposit		X	-SPLIT-	1,507.31		98,728.36
Deposit	11/12/2024			Deposit		X	4210 · Ambula...	7,718.77		106,447.13
Deposit	11/12/2024			Deposit		X	4210 · Ambula...	371.66		106,818.79
Deposit	11/12/2024			Deposit		X	4210 · Ambula...	343.86		107,162.65
Deposit	11/12/2024			Deposit		X	4210 · Ambula...	200.00		107,362.65

9:06 AM

12/11/24

Accrual Basis

Superstition Fire & Medical District

Transaction Detail by Account

November 2024

Type	Date	Num	Name	Memo	Class	Clr	Split	Debit	Credit	Balance
Deposit	11/12/2024			Deposit		X	4210 · Ambula...	3,646.36		111,009.01
Deposit	11/12/2024			Deposit		X	4210 · Ambula...	1,849.57		112,858.58
Deposit	11/12/2024			Deposit		X	4210 · Ambula...	1,389.21		114,247.79
Deposit	11/12/2024			Deposit		X	4210 · Ambula...	1,268.61		115,516.40
Deposit	11/12/2024			Deposit		X	4210 · Ambula...	924.78		116,441.18
Deposit	11/12/2024			Deposit		X	4210 · Ambula...	714.27		117,155.45
Deposit	11/12/2024			Deposit		X	4210 · Ambula...	565.65		117,721.10
Deposit	11/12/2024			Deposit		X	4210 · Ambula...	519.76		118,240.86
Deposit	11/12/2024			Deposit		X	4210 · Ambula...	118.95		118,359.81
Deposit	11/12/2024			Deposit		X	4210 · Ambula...	117.70		118,477.51
Deposit	11/12/2024			Deposit		X	4210 · Ambula...	116.98		118,594.49
Deposit	11/12/2024			Deposit		X	4210 · Ambula...	28.04		118,622.53
Deposit	11/13/2024			Deposit		X	4210 · Ambula...	25.00		118,647.53
Deposit	11/13/2024			Deposit		X	4210 · Ambula...	4,022.22		122,669.75
Deposit	11/13/2024			Deposit		X	4210 · Ambula...	1,191.96		123,861.71
Deposit	11/13/2024			Deposit		X	4210 · Ambula...	884.14		124,745.85
Deposit	11/13/2024			Deposit		X	4210 · Ambula...	590.27		125,336.12
Deposit	11/13/2024			Deposit		X	4210 · Ambula...	540.79		125,876.91
Deposit	11/14/2024			Deposit		X	4210 · Ambula...	1,458.99		127,335.90
Deposit	11/14/2024			Deposit		X	4210 · Ambula...	3,637.71		130,973.61
Deposit	11/14/2024			Deposit		X	4210 · Ambula...	3,010.42		133,984.03
Deposit	11/14/2024			Deposit		X	4210 · Ambula...	2,240.37		136,224.40
Deposit	11/14/2024			Deposit		X	4210 · Ambula...	1,686.69		137,911.09
Deposit	11/14/2024			Deposit		X	4210 · Ambula...	671.18		138,582.27
Deposit	11/14/2024			Deposit		X	4210 · Ambula...	592.59		139,174.86
Deposit	11/14/2024			Deposit		X	4210 · Ambula...	531.15		139,706.01
Deposit	11/14/2024			Deposit		X	4210 · Ambula...	432.63		140,138.64
Deposit	11/14/2024			Deposit		X	-SPLIT-	850.00		140,988.64
Deposit	11/15/2024			Deposit		X	4210 · Ambula...	2,326.62		143,315.26
Deposit	11/15/2024			Deposit		X	4210 · Ambula...	2,044.97		145,360.23
Deposit	11/15/2024			Deposit		X	4210 · Ambula...	1,849.57		147,209.80
Deposit	11/15/2024			Deposit		X	4210 · Ambula...	1,836.56		149,046.36
Deposit	11/15/2024			Deposit		X	4210 · Ambula...	1,597.19		150,643.55
Deposit	11/15/2024			Deposit		X	4210 · Ambula...	1,290.20		151,933.75
Deposit	11/15/2024			Deposit		X	4210 · Ambula...	1,286.96		153,220.71
Deposit	11/15/2024			Deposit		X	4210 · Ambula...	1,182.36		154,403.07
Deposit	11/15/2024			Deposit		X	4210 · Ambula...	571.48		154,974.55
Deposit	11/15/2024			Deposit		X	4210 · Ambula...	562.13		155,536.68
Deposit	11/15/2024			Deposit		X	4210 · Ambula...	485.20		156,021.88
Deposit	11/15/2024			Deposit		X	4210 · Ambula...	329.92		156,351.80
Deposit	11/18/2024			Deposit		X	4210 · Ambula...	6,706.75		163,058.55
Deposit	11/18/2024			Deposit		X	4210 · Ambula...	4,847.78		167,906.33
Deposit	11/18/2024			Deposit		X	4210 · Ambula...	225.00		168,131.33
Deposit	11/18/2024			Deposit		X	4210 · Ambula...	4,006.83		172,138.16
Deposit	11/18/2024			Deposit		X	4210 · Ambula...	1,788.65		173,926.81
Deposit	11/18/2024			Deposit		X	4210 · Ambula...	1,225.97		175,152.78
Deposit	11/18/2024			Deposit		X	4210 · Ambula...	1,192.67		176,345.45
Deposit	11/18/2024			Deposit		X	4210 · Ambula...	443.15		176,788.60
Deposit	11/19/2024			Deposit		X	4210 · Ambula...	3,877.62		180,666.22
Deposit	11/19/2024			Deposit		X	4210 · Ambula...	1,719.32		182,385.54

Superstition Fire & Medical District Transaction Detail by Account November 2024

Type	Date	Num	Name	Memo	Class	Clr	Split	Debit	Credit	Balance
Deposit	11/19/2024			Deposit		X	4210 · Ambula...	1,378.50		183,764.04
Deposit	11/19/2024			Deposit		X	4210 · Ambula...	1,282.01		185,046.05
Deposit	11/19/2024			Deposit		X	4210 · Ambula...	569.24		185,615.29
Deposit	11/19/2024			Deposit		X	4210 · Ambula...	522.48		186,137.77
Deposit	11/19/2024			Deposit		X	4210 · Ambula...	447.47		186,585.24
Deposit	11/19/2024			Deposit		X	4210 · Ambula...	289.31		186,874.55
Deposit	11/19/2024			Deposit		X	4210 · Ambula...	221.56		187,096.11
Deposit	11/19/2024			Deposit		X	4210 · Ambula...	120.56		187,216.67
Deposit	11/19/2024			Deposit		X	4210 · Ambula...	120.02		187,336.69
Deposit	11/20/2024			Deposit		X	4210 · Ambula...	70.00		187,406.69
Deposit	11/20/2024			Deposit		X	4210 · Ambula...	2,162.21		189,568.90
Deposit	11/20/2024			Deposit		X	4210 · Ambula...	1,947.27		191,516.17
Deposit	11/20/2024			Deposit		X	4210 · Ambula...	1,888.65		193,404.82
Deposit	11/20/2024			Deposit		X	4210 · Ambula...	889.15		194,293.97
Deposit	11/20/2024			Deposit		X	4210 · Ambula...	879.76		195,173.73
Deposit	11/20/2024			Deposit		X	4210 · Ambula...	666.07		195,839.80
Deposit	11/20/2024			Deposit		X	4210 · Ambula...	588.82		196,428.62
Deposit	11/20/2024			Deposit		X	4210 · Ambula...	426.32		196,854.94
Deposit	11/20/2024			Deposit		X	4210 · Ambula...	407.40		197,262.34
Deposit	11/20/2024			Deposit		X	4210 · Ambula...	341.38		197,603.72
Deposit	11/20/2024			Deposit		X	4210 · Ambula...	119.13		197,722.85
Deposit	11/21/2024			Deposit		X	4210 · Ambula...	569.84		198,292.69
Deposit	11/21/2024			Deposit		X	4210 · Ambula...	6,707.05		204,999.74
Deposit	11/21/2024			Deposit		X	4210 · Ambula...	3,214.88		208,214.62
Deposit	11/21/2024			Deposit		X	4210 · Ambula...	1,730.59		209,945.21
Deposit	11/21/2024			Deposit		X	4210 · Ambula...	131.82		210,077.03
Deposit	11/21/2024			Deposit		X	4210 · Ambula...	125.74		210,202.77
Deposit	11/22/2024			Deposit		X	4210 · Ambula...	4,078.50		214,281.27
Deposit	11/22/2024			Deposit		X	4210 · Ambula...	2,632.80		216,914.07
Deposit	11/22/2024			Deposit		X	4210 · Ambula...	1,866.81		218,780.88
Deposit	11/22/2024			Deposit		X	4210 · Ambula...	1,282.01		220,062.89
Deposit	11/22/2024			Deposit		X	4210 · Ambula...	921.62		220,984.51
Deposit	11/22/2024			Deposit		X	4210 · Ambula...	778.10		221,762.61
Deposit	11/22/2024			Deposit		X	4210 · Ambula...	554.51		222,317.12
Deposit	11/22/2024			Deposit		X	4210 · Ambula...	519.76		222,836.88
Deposit	11/22/2024			Deposit		X	4210 · Ambula...	384.97		223,221.85
Deposit	11/22/2024			Deposit		X	4210 · Ambula...	362.92		223,584.77
Deposit	11/22/2024			Deposit		X	4210 · Ambula...	300.00		223,884.77
Deposit	11/22/2024			Deposit		X	4210 · Ambula...	290.00		224,174.77
Deposit	11/22/2024			Deposit		X	4210 · Ambula...	231.89		224,406.66
Deposit	11/22/2024			Deposit		X	4210 · Ambula...	218.58		224,625.24
Deposit	11/25/2024			Deposit		X	4210 · Ambula...	1,834.43		226,459.67
Deposit	11/25/2024			Deposit		X	4210 · Ambula...	600.00		227,059.67
Deposit	11/25/2024			Deposit		X	4210 · Ambula...	50.00		227,109.67
Deposit	11/25/2024			Deposit		X	4210 · Ambula...	2,731.08		229,840.75
Deposit	11/25/2024			Deposit		X	4210 · Ambula...	2,005.89		231,846.64
Deposit	11/25/2024			Deposit		X	4210 · Ambula...	350.07		232,196.71
Deposit	11/25/2024			Deposit		X	4210 · Ambula...	284.46		232,481.17
Deposit	11/25/2024			Deposit		X	4210 · Ambula...	267.99		232,749.16
Deposit	11/25/2024			Deposit		X	4210 · Ambula...	254.88		233,004.04

Superstition Fire & Medical District Transaction Detail by Account November 2024

Type	Date	Num	Name	Memo	Class	Clr	Split	Debit	Credit	Balance
Deposit	11/26/2024			Deposit		X	4210 · Ambula...	2,771.70		235,775.74
Deposit	11/26/2024			Deposit		X	4210 · Ambula...	2,237.27		238,013.01
Deposit	11/26/2024			Deposit		X	4210 · Ambula...	1,849.57		239,862.58
Deposit	11/26/2024			Deposit		X	4210 · Ambula...	1,433.87		241,296.45
Deposit	11/26/2024			Deposit		X	4210 · Ambula...	1,375.81		242,672.26
Deposit	11/26/2024			Deposit		X	4210 · Ambula...	1,159.97		243,832.23
Deposit	11/26/2024			Deposit		X	4210 · Ambula...	1,090.87		244,923.10
Deposit	11/26/2024			Deposit		X	4210 · Ambula...	625.36		245,548.46
Deposit	11/26/2024			Deposit		X	4210 · Ambula...	372.04		245,920.50
Deposit	11/26/2024			Deposit		X	4210 · Ambula...	271.32		246,191.82
Deposit	11/26/2024			Deposit		X	4210 · Ambula...	266.06		246,457.88
Deposit	11/26/2024			Deposit		X	4210 · Ambula...	108.76		246,566.64
Transfer	11/26/2024			Funds Transfer		X	10150 · Payroll...		300,000.00	-53,433.36
Deposit	11/27/2024			Deposit		X	4210 · Ambula...	1,849.57		-51,583.79
Deposit	11/27/2024			Deposit		X	4210 · Ambula...	1,786.49		-49,797.30
Deposit	11/27/2024			Deposit		X	4210 · Ambula...	731.36		-49,065.94
Deposit	11/27/2024			Deposit		X	4210 · Ambula...	493.02		-48,572.92
Deposit	11/27/2024			Deposit		X	4210 · Ambula...	365.61		-48,207.31
Deposit	11/27/2024			Deposit		X	-SPLIT-	310.74		-47,896.57
Deposit	11/27/2024			Deposit		X	4210 · Ambula...	265.00		-47,631.57
Deposit	11/29/2024			Deposit		X	4210 · Ambula...	787.52		-46,844.05
Deposit	11/29/2024			Deposit		X	4210 · Ambula...	590.00		-46,254.05
Deposit	11/29/2024			Deposit		X	4210 · Ambula...	2,719.24		-43,534.81
Deposit	11/29/2024			Deposit		X	4210 · Ambula...	1,830.70		-41,704.11
Deposit	11/29/2024			Deposit		X	4210 · Ambula...	1,037.34		-40,666.77
Deposit	11/29/2024			Deposit		X	4210 · Ambula...	579.59		-40,087.18
Deposit	11/29/2024			Deposit		X	4210 · Ambula...	123.06		-39,964.12
Deposit	11/29/2024			Deposit		X	4210 · Ambula...	117.34		-39,846.78
Total 10130 · Ambulance Payroll								261,905.78	301,752.56	-39,846.78
10140 · Transport Lockbox										
Deposit	11/01/2024			Deposit		X	4210 · Ambula...	771.85		771.85
Deposit	11/04/2024			Deposit		X	4210 · Ambula...	15,663.09		16,434.94
General Journal	11/04/2024	718		Deposit Item ...		X	4210 · Ambula...		122.56	16,312.38
Deposit	11/05/2024			Deposit		X	4210 · Ambula...	6,070.71		22,383.09
Deposit	11/05/2024			Deposit		X	4210 · Ambula...	2,437.57		24,820.66
Deposit	11/08/2024			Deposit		X	4210 · Ambula...	600.00		25,420.66
Deposit	11/12/2024			Deposit		X	4210 · Ambula...	15,448.28		40,868.94
Deposit	11/13/2024			Deposit		X	4210 · Ambula...	14,257.13		55,126.07
Deposit	11/14/2024			Deposit		X	4210 · Ambula...	848.27		55,974.34
Deposit	11/15/2024			Deposit		X	4210 · Ambula...	1,832.52		57,806.86
Deposit	11/18/2024			Deposit		X	4210 · Ambula...	29,674.09		87,480.95
Deposit	11/19/2024			Deposit		X	4210 · Ambula...	8,880.87		96,361.82
Deposit	11/20/2024			Deposit		X	4210 · Ambula...	7,661.97		104,023.79
Deposit	11/21/2024			Deposit		X	4210 · Ambula...	798.58		104,822.37
Deposit	11/22/2024			Deposit		X	4210 · Ambula...	636.97		105,459.34
Deposit	11/25/2024			Deposit		X	4210 · Ambula...	18,350.80		123,810.14
Deposit	11/26/2024			Deposit		X	4210 · Ambula...	2,437.18		126,247.32
Deposit	11/27/2024			Deposit		X	4210 · Ambula...	1,312.57		127,559.89

Superstition Fire & Medical District Transaction Detail by Account November 2024

Type	Date	Num	Name	Memo	Class	Clr	Split	Debit	Credit	Balance
Deposit	11/29/2024			Deposit		X	4210 · Ambula...	865.00		128,424.89
Total 10140 · Transport Lockbox								128,547.45	122.56	128,424.89
10150 · Payroll Account										
General Journal	11/01/2024	637		BILL 11/01/24...		X	1072 · Bill.com...	2,068.37		2,068.37
General Journal	11/04/2024	638		BILL 11/04/24...		X	1072 · Bill.com...		179,010.50	-176,942.13
General Journal	11/06/2024	639		BILL 11/06/24...		X	1072 · Bill.com...	734.07		-176,208.06
General Journal	11/06/2024	640		BILL 11/06/24...		X	1072 · Bill.com...	56.14		-176,151.92
General Journal	11/06/2024	641		BILL 11/06/24...		X	1072 · Bill.com...	122.56		-176,029.36
General Journal	11/06/2024	642		BILL 11/06/24...		X	1072 · Bill.com...	265.00		-175,764.36
Transfer	11/06/2024			Funds Transfer		X	10100 · Fund ...	650,000.00		474,235.64
General Journal	11/07/2024	643		BILL 11/07/24...		X	1072 · Bill.com...	2,889.57		477,125.21
Check	11/07/2024	EFT				X	21660 · HSA - ...		4,633.19	472,492.02
Check	11/08/2024		Nationwide Retirem...			X	21800 · Pre-Ta...		42,283.10	430,208.92
General Journal	11/08/2024	720				X	5010.1 · Admi...		324,068.01	106,140.91
General Journal	11/08/2024	720				X	5010.1 · Admi...		76,724.79	29,416.12
General Journal	11/12/2024	644		BILL 11/12/24...		X	1072 · Bill.com...		302,213.59	-272,797.47
Check	11/12/2024	EFT	Health Equity			X	21660 · HSA - ...		19,337.50	-292,134.97
Check	11/12/2024	EFT	Arizona State Retire...			X	21725 · Civilia...		28,210.88	-320,345.85
General Journal	11/13/2024	697		BILL 11/13/24...		X	1072 · Bill.com...	17,068.88		-303,276.97
Check	11/13/2024	EFT	Bill.com	Monthly Billing		X	6301 · Comput...		518.27	-303,795.24
Check	11/13/2024		PSPRS			X	21700 · Career...		97.30	-303,892.54
Check	11/13/2024		PSPRS			X	21700 · Career...		62,935.30	-366,827.84
Transfer	11/14/2024			Funds Transfer		X	10200 · Fund ...	496,370.68		129,542.84
Transfer	11/14/2024			Funds Transfer		X	10100 · Fund ...	500,000.00		629,542.84
General Journal	11/15/2024	712		BILL 11/15/24...		X	1072 · Bill.com...	5.19		629,548.03
Bill Pmt -Check	11/18/2024	N/A	Chase Cardmember...	# 424631538...		X	20000 · Accou...		23,369.08	606,178.95
General Journal	11/19/2024	713		BILL 11/19/24...		X	1072 · Bill.com...	300.00		606,478.95
General Journal	11/19/2024	717		BILL 11/19/24...		X	1072 · Bill.com...		127,793.31	478,685.64
Check	11/21/2024	EFT				X	21660 · HSA - ...		4,586.70	474,098.94
Check	11/21/2024		Nationwide Retirem...			X	21800 · Pre-Ta...		6,284.31	467,814.63
Check	11/21/2024		Nationwide Retirem...			X	21800 · Pre-Ta...		6,585.66	461,228.97
Check	11/22/2024	EFT	Health Equity			X	21660 · HSA - ...		19,312.45	441,916.52
Check	11/22/2024	EFT	Arizona State Retire...			X	21725 · Civilia...		29,679.94	412,236.58
General Journal	11/22/2024	721				X	5010.1 · Admi...		345,469.07	66,767.51
General Journal	11/22/2024	721				X	5010.1 · Admi...		82,377.77	-15,610.26
Check	11/25/2024		Nationwide Retirem...			X	21800 · Pre-Ta...		6,602.26	-22,212.52
Check	11/25/2024		Nationwide Retirem...			X	21800 · Pre-Ta...		6,961.20	-29,173.72
Check	11/25/2024		Nationwide Retirem...			X	21800 · Pre-Ta...		42,433.49	-71,607.21
General Journal	11/26/2024	714		BILL 11/26/24...		X	1072 · Bill.com...		101,067.42	-172,674.63
Transfer	11/26/2024			Funds Transfer		X	10100 · Fund ...	800,000.00		627,325.37
Transfer	11/26/2024			Funds Transfer		X	10130 · Ambul...	300,000.00		927,325.37
Check	11/29/2024		PSPRS			X	21700 · Career...		68,195.96	859,129.41
Total 10150 · Payroll Account								2,769,880.46	1,910,751.05	859,129.41
10200 · Fund Cash - Capital Projects										
Transfer	11/14/2024			Funds Transfer		X	10150 · Payroll...		496,370.68	-496,370.68
General Journal	11/30/2024	708		To Record Pr...		X	4250 · Interest...	9,024.66		-487,346.02

Superstition Fire & Medical District Transaction Detail by Account November 2024

Type	Date	Num	Name	Memo	Class	Clr	Split	Debit	Credit	Balance
Total 10200 · Fund Cash - Capital Projects								9,024.66	496,370.68	-487,346.02
10400 · Special Revenue Fund										
General Journal	11/30/2024	706		To Record Int...		X	4250 · Interest...	724.64		724.64
Total 10400 · Special Revenue Fund								724.64	0.00	724.64
10500 · Fund Cash - Bond Proceeds 2006										
General Journal	11/30/2024	709		To Record Pr...		X	4010 · Propert...	44,975.72		44,975.72
Total 10500 · Fund Cash - Bond Proceeds 2006								44,975.72	0.00	44,975.72
10600 · Debt Retirement Interest										
General Journal	11/30/2024	710		To Record Pr...		X	4100010 · 10 ...	3,793.02		3,793.02
Total 10600 · Debt Retirement Interest								3,793.02	0.00	3,793.02
10700 · Contingency Reserve Fund Cash										
General Journal	11/30/2024	707		To Record Int...		X	4250 · Interest...	10,573.62		10,573.62
Total 10700 · Contingency Reserve Fund Cash								10,573.62	0.00	10,573.62
1072 · Bill.com Money Out Clearing										
General Journal	11/01/2024	637		BILL 11/01/24...			10150 · Payroll...		2,068.37	-2,068.37
Bill Pmt -Check	11/04/2024	Bill.com	Mediacom	https://app02....			20000 · Accou...	5,949.04		-8,017.41
Bill Pmt -Check	11/04/2024	Bill.com	U.S. BANK EQUIP...	https://app02....			20000 · Accou...	278.89		-8,296.30
Bill Pmt -Check	11/04/2024	Bill.com	Mesa Discount, Inc	https://app02....			20000 · Accou...	3,352.39		-11,648.69
Bill Pmt -Check	11/04/2024	Bill.com	Southern Tire Mart, ...	https://app02....			20000 · Accou...	770.26		-12,418.95
Bill Pmt -Check	11/04/2024	Bill.com	United Fire Equipm...	https://app02....			20000 · Accou...	128.63		-12,547.58
Bill Pmt -Check	11/04/2024	Bill.com	Bound Tree Medical...	https://app02....			20000 · Accou...	2.18		-12,549.76
Bill Pmt -Check	11/04/2024	Bill.com	Mohawk Lifts, LLC	https://app02....			20000 · Accou...	86,540.42		-99,090.18
Bill Pmt -Check	11/04/2024	Bill.com	W.W.Williams Phoe...	https://app02....			20000 · Accou...	401.34		-99,491.52
Bill Pmt -Check	11/04/2024	Bill.com	O'Reilly Automotive ...	https://app02....			20000 · Accou...	296.90		-99,788.42
Bill Pmt -Check	11/04/2024	Bill.com	United Fire Equipm...	https://app02....			20000 · Accou...	196.10		-99,984.52
Bill Pmt -Check	11/04/2024	Bill.com	San Tan Auto Partn...	https://app02....			20000 · Accou...	87.37		-100,071.89
Bill Pmt -Check	11/04/2024	Bill.com	United Fire Equipm...	https://app02....			20000 · Accou...	580.28		-100,652.17
Bill Pmt -Check	11/04/2024	Bill.com	United Fire Equipm...	https://app02....			20000 · Accou...	169.04		-100,821.21
Bill Pmt -Check	11/04/2024	Bill.com	Mediacom	https://app02....			20000 · Accou...	526.51		-101,347.72
Bill Pmt -Check	11/04/2024	Bill.com	United Fire Equipm...	https://app02....			20000 · Accou...	530.21		-101,877.93
Bill Pmt -Check	11/04/2024	Bill.com	Bound Tree Medical...	https://app02....			20000 · Accou...	2,029.01		-103,906.94
Bill Pmt -Check	11/04/2024	Bill.com	Prophet Network Int...	https://app02....			20000 · Accou...	3,079.24		-106,986.18
Bill Pmt -Check	11/04/2024	Bill.com	Arizona Water Com...	https://app02....			20000 · Accou...	52.45		-107,038.63
Bill Pmt -Check	11/04/2024	Bill.com	United Fire Equipm...	https://app02....			20000 · Accou...	47.54		-107,086.17
Bill Pmt -Check	11/04/2024	Bill.com	Bound Tree Medical...	https://app02....			20000 · Accou...	2,012.64		-109,098.81
Bill Pmt -Check	11/04/2024	Bill.com	L.N. Curtis & Sons	https://app02....			20000 · Accou...	2,002.54		-111,101.35
Bill Pmt -Check	11/04/2024	Bill.com	CYMA Systems Inc	https://app02....			20000 · Accou...	2,748.51		-113,849.86
Bill Pmt -Check	11/04/2024	Bill.com	United Fire Equipm...	https://app02....			20000 · Accou...	140.53		-113,990.39
Bill Pmt -Check	11/04/2024	Bill.com	United Fire Equipm...	https://app02....			20000 · Accou...	511.42		-114,501.81
Bill Pmt -Check	11/04/2024	Bill.com	Southwest Gas Cor...	https://app02....			20000 · Accou...	108.88		-114,610.69
Bill Pmt -Check	11/04/2024	Bill.com	San Tan Auto Partn...	https://app02....			20000 · Accou...	70.63		-114,681.32
Bill Pmt -Check	11/04/2024	Bill.com	Ginco Plumbing LLC	https://app02....			20000 · Accou...	250.00		-114,931.32
Bill Pmt -Check	11/04/2024	Bill.com	United Fire Equipm...	https://app02....			20000 · Accou...	767.12		-115,698.44

Superstition Fire & Medical District Transaction Detail by Account November 2024

Type	Date	Num	Name	Memo	Class	Clr	Split	Debit	Credit	Balance
Bill Pmt -Check	11/04/2024	Bill.com	United Fire Equipm...	https://app02....			20000 · Accou...		309.75	-116,008.19
Bill Pmt -Check	11/04/2024	Bill.com	O'Reilly Automotive ...	https://app02....			20000 · Accou...		176.04	-116,184.23
Bill Pmt -Check	11/04/2024	Bill.com	United Fire Equipm...	https://app02....			20000 · Accou...		101.51	-116,285.74
Bill Pmt -Check	11/04/2024	Bill.com	Bound Tree Medical...	https://app02....			20000 · Accou...		1,212.58	-117,498.32
Bill Pmt -Check	11/04/2024	Bill.com	Robert Horne Ford	https://app02....			20000 · Accou...		121.12	-117,619.44
Bill Pmt -Check	11/04/2024	Bill.com	United Fire Equipm...	https://app02....			20000 · Accou...		75.25	-117,694.69
Bill Pmt -Check	11/04/2024	Bill.com	Hughes Fire Equip...	https://app02....			20000 · Accou...		26.17	-117,720.86
Bill Pmt -Check	11/04/2024	Bill.com	City of Mesa	https://app02....			20000 · Accou...		39,371.76	-157,092.62
Bill Pmt -Check	11/04/2024	Bill.com	O'Reilly Automotive ...	https://app02....			20000 · Accou...		147.23	-157,239.85
Bill Pmt -Check	11/04/2024	Bill.com	Arizona Water Com...	https://app02....			20000 · Accou...		52.45	-157,292.30
Bill Pmt -Check	11/04/2024	Bill.com	United Fire Equipm...	https://app02....			20000 · Accou...		36.73	-157,329.03
Bill Pmt -Check	11/04/2024	Bill.com	United Fire Equipm...	https://app02....			20000 · Accou...		258.34	-157,587.37
Bill Pmt -Check	11/04/2024	Bill.com	United Fire Equipm...	https://app02....			20000 · Accou...		330.53	-157,917.90
Bill Pmt -Check	11/04/2024	Bill.com	Bound Tree Medical...	https://app02....			20000 · Accou...		15.71	-157,933.61
Bill Pmt -Check	11/04/2024	Bill.com	United Fire Equipm...	https://app02....			20000 · Accou...		512.69	-158,446.30
Bill Pmt -Check	11/04/2024	Bill.com	Robert Horne Ford	https://app02....			20000 · Accou...		62.41	-158,508.71
Bill Pmt -Check	11/04/2024	Bill.com	United Fire Equipm...	https://app02....			20000 · Accou...		192.35	-158,701.06
Bill Pmt -Check	11/04/2024	Bill.com	Wist Supply & Equi...	https://app02....			20000 · Accou...		658.91	-159,359.97
Bill Pmt -Check	11/04/2024	Bill.com	Arizona Water Com...	https://app02....			20000 · Accou...		88.83	-159,448.80
Bill Pmt -Check	11/04/2024	Bill.com	Arizona Water Com...	https://app02....			20000 · Accou...		299.44	-159,748.24
Bill Pmt -Check	11/04/2024	Bill.com	Southwest Gas Cor...	https://app02....			20000 · Accou...		30.36	-159,778.60
Bill Pmt -Check	11/04/2024	Bill.com	United Fire Equipm...	https://app02....			20000 · Accou...		129.56	-159,908.16
Bill Pmt -Check	11/04/2024	Bill.com	United Fire Equipm...	https://app02....			20000 · Accou...		100.89	-160,009.05
Bill Pmt -Check	11/04/2024	Bill.com	L.N. Curtis & Sons	https://app02....			20000 · Accou...		2,754.10	-162,763.15
Bill Pmt -Check	11/04/2024	Bill.com	United Fire Equipm...	https://app02....			20000 · Accou...		305.30	-163,068.45
Bill Pmt -Check	11/04/2024	Bill.com	United Fire Equipm...	https://app02....			20000 · Accou...		234.63	-163,303.08
Bill Pmt -Check	11/04/2024	Bill.com	Robert Horne Ford	https://app02....			20000 · Accou...		38.40	-163,341.48
Bill Pmt -Check	11/04/2024	Bill.com	Southwest Gas Cor...	https://app02....			20000 · Accou...		51.69	-163,393.17
Bill Pmt -Check	11/04/2024	Bill.com	Robert E Debow Jr. ...	https://app02....			20000 · Accou...		5,800.00	-169,193.17
Bill Pmt -Check	11/04/2024	Bill.com	United Fire Equipm...	https://app02....			20000 · Accou...		262.59	-169,455.76
Bill Pmt -Check	11/04/2024	Bill.com	Grainger	https://app02....			20000 · Accou...		2,893.27	-172,349.03
Bill Pmt -Check	11/04/2024	Bill.com	United Fire Equipm...	https://app02....			20000 · Accou...		540.41	-172,889.44
Bill Pmt -Check	11/04/2024	Bill.com	L.N. Curtis & Sons	https://app02....			20000 · Accou...		104.53	-172,993.97
Bill Pmt -Check	11/04/2024	Bill.com	Teleflex LLC	https://app02....			20000 · Accou...		600.05	-173,594.02
Bill Pmt -Check	11/04/2024	Bill.com	United Fire Equipm...	https://app02....			20000 · Accou...		177.23	-173,771.25
Bill Pmt -Check	11/04/2024	Bill.com	United Fire Equipm...	https://app02....			20000 · Accou...		60.51	-173,831.76
Bill Pmt -Check	11/04/2024	Bill.com	Arizona Water Com...	https://app02....			20000 · Accou...		124.18	-173,955.94
Bill Pmt -Check	11/04/2024	Bill.com	Freightliner Of Arizo...	https://app02....			20000 · Accou...		214.26	-174,170.20
Bill Pmt -Check	11/04/2024	Bill.com	San Tan Auto Partn...	https://app02....			20000 · Accou...		244.34	-174,414.54
Bill Pmt -Check	11/04/2024	Bill.com	AT& T Mobility	https://app02....			20000 · Accou...		2,936.33	-177,350.87
Bill Pmt -Check	11/04/2024	Bill.com	United Fire Equipm...	https://app02....			20000 · Accou...		68.05	-177,418.92
Bill Pmt -Check	11/04/2024	Bill.com	Freightliner Of Arizo...	https://app02....			20000 · Accou...		374.59	-177,793.51
Bill Pmt -Check	11/04/2024	Bill.com	Arizona Water Com...	https://app02....			20000 · Accou...		85.48	-177,878.99
Bill Pmt -Check	11/04/2024	Bill.com	United Fire Equipm...	https://app02....			20000 · Accou...		10.84	-177,889.83
Bill Pmt -Check	11/04/2024	Bill.com	relevant Digital Mark...	https://app02....			20000 · Accou...		99.00	-177,988.83
Bill Pmt -Check	11/04/2024	Bill.com	Rite-A-Way Garage ...	https://app02....			20000 · Accou...		2,994.41	-180,983.24
General Journal	11/04/2024	638		BILL 11/04/24...			10150 · Payroll...	179,010.50		-1,972.74
Bill Pmt -Check	11/04/2024	Bill.com	RHONDA WEYGAN...	https://app02....			20000 · Accou...		95.63	-2,068.37
General Journal	11/06/2024	639		BILL 11/06/24...			10150 · Payroll...		734.07	-2,802.44
General Journal	11/06/2024	640		BILL 11/06/24...			10150 · Payroll...		56.14	-2,858.58

Superstition Fire & Medical District Transaction Detail by Account November 2024

Type	Date	Num	Name	Memo	Class	Clr	Split	Debit	Credit	Balance
General Journal	11/06/2024	641		BILL 11/06/24...			10150 · Payroll...		122.56	-2,981.14
General Journal	11/06/2024	642		BILL 11/06/24...			10150 · Payroll...		265.00	-3,246.14
General Journal	11/07/2024	643		BILL 11/07/24...			10150 · Payroll...		2,889.57	-6,135.71
Bill Pmt -Check	11/12/2024	Bill.com	IIA Lifting Services, ...	https://app02....			20000 · Accou...		3,777.07	-9,912.78
Bill Pmt -Check	11/12/2024	Bill.com	Jonoco, LLC	https://app02....			20000 · Accou...		450.00	-10,362.78
Bill Pmt -Check	11/12/2024	Bill.com	United Fire Equipm...	https://app02....			20000 · Accou...		245.34	-10,608.12
Bill Pmt -Check	11/12/2024	Bill.com	Boyetts Family Wat...	https://app02....			20000 · Accou...		98.19	-10,706.31
Bill Pmt -Check	11/12/2024	Bill.com	Waxie Sanitary Sup...	https://app02....			20000 · Accou...		291.84	-10,998.15
Bill Pmt -Check	11/12/2024	Bill.com	United Fire Equipm...	https://app02....			20000 · Accou...		130.96	-11,129.11
Bill Pmt -Check	11/12/2024	Bill.com	O'Reilly Automotive ...	https://app02....			20000 · Accou...		13.46	-11,142.57
Bill Pmt -Check	11/12/2024	Bill.com	Kabat's Frontier Ace...	https://app02....			20000 · Accou...		131.45	-11,274.02
Bill Pmt -Check	11/12/2024	Bill.com	Hughes Fire Equip...	https://app02....			20000 · Accou...		106.08	-11,380.10
Bill Pmt -Check	11/12/2024	Bill.com	Arizona PPE Recon...	https://app02....			20000 · Accou...		456.50	-11,836.60
Bill Pmt -Check	11/12/2024	Bill.com	Apache Junction Se...	https://app02....			20000 · Accou...		122.30	-11,958.90
Bill Pmt -Check	11/12/2024	Bill.com	Kabat's Frontier Ace...	https://app02....			20000 · Accou...		13.74	-11,972.64
Bill Pmt -Check	11/12/2024	Bill.com	O'Reilly Automotive ...	https://app02....			20000 · Accou...		140.73	-12,113.37
Bill Pmt -Check	11/12/2024	Bill.com	United Fire Equipm...	https://app02....			20000 · Accou...		23.77	-12,137.14
Bill Pmt -Check	11/12/2024	Bill.com	San Tan Auto Partn...	https://app02....			20000 · Accou...		6.57	-12,143.71
Bill Pmt -Check	11/12/2024	Bill.com	L.N. Curtis & Sons	https://app02....			20000 · Accou...		331.08	-12,474.79
Bill Pmt -Check	11/12/2024	Bill.com	Southwest Ground ...	https://app02....			20000 · Accou...		400.00	-12,874.79
Bill Pmt -Check	11/12/2024	Bill.com	Boyetts Family Wat...	https://app02....			20000 · Accou...		65.46	-12,940.25
Bill Pmt -Check	11/12/2024	Bill.com	United Fire Equipm...	https://app02....			20000 · Accou...		85.86	-13,026.11
Bill Pmt -Check	11/12/2024	Bill.com	United Fire Equipm...	https://app02....			20000 · Accou...		586.51	-13,612.62
Bill Pmt -Check	11/12/2024	Bill.com	Advanced Data Pro...	https://app02....			20000 · Accou...		21,786.20	-35,398.82
Bill Pmt -Check	11/12/2024	Bill.com	Motorola Solutions, ...	https://app02....			20000 · Accou...		99,346.66	-134,745.48
Bill Pmt -Check	11/12/2024	Bill.com	Bound Tree Medical...	https://app02....			20000 · Accou...		15.71	-134,761.19
Bill Pmt -Check	11/12/2024	Bill.com	United Fire Equipm...	https://app02....			20000 · Accou...		38.70	-134,799.89
Bill Pmt -Check	11/12/2024	Bill.com	Tanner Fox	https://app02....			20000 · Accou...		329.00	-135,128.89
Bill Pmt -Check	11/12/2024	Bill.com	United Fire Equipm...	https://app02....			20000 · Accou...		58.13	-135,187.02
Bill Pmt -Check	11/12/2024	Bill.com	Pioneer Distributing ...	https://app02....			20000 · Accou...		469.23	-135,656.25
Bill Pmt -Check	11/12/2024	Bill.com	Hughes Fire Equip...	https://app02....			20000 · Accou...		288.41	-135,944.66
Bill Pmt -Check	11/12/2024	Bill.com	Fleetpride, Inc	https://app02....			20000 · Accou...		166.31	-136,110.97
Bill Pmt -Check	11/12/2024	Bill.com	Boyetts Family Wat...	https://app02....			20000 · Accou...		32.73	-136,143.70
Bill Pmt -Check	11/12/2024	Bill.com	Wex Bank, Inc.	https://app02....			20000 · Accou...		2,396.77	-138,540.47
Bill Pmt -Check	11/12/2024	Bill.com	Kabat's Frontier Ace...	https://app02....			20000 · Accou...		19.63	-138,560.10
Bill Pmt -Check	11/12/2024	Bill.com	Boyetts Family Wat...	https://app02....			20000 · Accou...		96.40	-138,656.50
Bill Pmt -Check	11/12/2024	Bill.com	United Fire Equipm...	https://app02....			20000 · Accou...		74.04	-138,730.54
Bill Pmt -Check	11/12/2024	Bill.com	Salt River Project	https://app02....			20000 · Accou...		8,376.48	-147,107.02
Bill Pmt -Check	11/12/2024	Bill.com	Kabat's Frontier Ace...	https://app02....			20000 · Accou...		88.27	-147,195.29
Bill Pmt -Check	11/12/2024	Bill.com	Kabat's Frontier Ace...	https://app02....			20000 · Accou...		33.36	-147,228.65
Bill Pmt -Check	11/12/2024	Bill.com	L.N. Curtis & Sons	https://app02....			20000 · Accou...		79.64	-147,308.29
Bill Pmt -Check	11/12/2024	Bill.com	Waxie Sanitary Sup...	https://app02....			20000 · Accou...		104.21	-147,412.50
Bill Pmt -Check	11/12/2024	Bill.com	Waterous Company	https://app02....			20000 · Accou...		2,064.76	-149,477.26
Bill Pmt -Check	11/12/2024	Bill.com	Guardian Investigati...	https://app02....			20000 · Accou...		59.00	-149,536.26
Bill Pmt -Check	11/12/2024	Bill.com	United Fire Equipm...	https://app02....			20000 · Accou...		20.38	-149,556.64
Bill Pmt -Check	11/12/2024	Bill.com	Boyetts Family Wat...	https://app02....			20000 · Accou...		98.19	-149,654.83
Bill Pmt -Check	11/12/2024	Bill.com	United Fire Equipm...	https://app02....			20000 · Accou...		191.23	-149,846.06
Bill Pmt -Check	11/12/2024	Bill.com	Kabat's Frontier Ace...	https://app02....			20000 · Accou...		20.07	-149,866.13
Bill Pmt -Check	11/12/2024	Bill.com	Motorola Solutions, ...	https://app02....			20000 · Accou...		106,806.86	-256,672.99
Bill Pmt -Check	11/12/2024	Bill.com	Superstition Safety ...	https://app02....			20000 · Accou...		210.00	-256,882.99

Superstition Fire & Medical District Transaction Detail by Account November 2024

Type	Date	Num	Name	Memo	Class	Clr	Split	Debit	Credit	Balance
Bill Pmt -Check	11/12/2024	Bill.com	7710 Insurance Co, ...	https://app02....			20000 · Accou...		34,538.00	-291,420.99
Bill Pmt -Check	11/12/2024	Bill.com	Fleetpride, Inc	https://app02....			20000 · Accou...	15.37		-291,436.36
Bill Pmt -Check	11/12/2024	Bill.com	United Fire Equipm...	https://app02....			20000 · Accou...	34.24		-291,470.60
Bill Pmt -Check	11/12/2024	Bill.com	Boyetts Family Wat...	https://app02....			20000 · Accou...	32.73		-291,503.33
Bill Pmt -Check	11/12/2024	Bill.com	O'Reilly Automotive ...	https://app02....			20000 · Accou...	70.90		-291,574.23
Bill Pmt -Check	11/12/2024	Bill.com	Kabat's Frontier Ace...	https://app02....			20000 · Accou...	35.30		-291,609.53
Bill Pmt -Check	11/12/2024	Bill.com	Boyetts Family Wat...	https://app02....			20000 · Accou...	64.02		-291,673.55
Bill Pmt -Check	11/12/2024	Bill.com	Professional Sales ...	https://app02....			20000 · Accou...	563.38		-292,236.93
Bill Pmt -Check	11/12/2024	Bill.com	Boyetts Family Wat...	https://app02....			20000 · Accou...	64.02		-292,300.95
Bill Pmt -Check	11/12/2024	Bill.com	United Fire Equipm...	https://app02....			20000 · Accou...	52.51		-292,353.46
Bill Pmt -Check	11/12/2024	Bill.com	Rugged Solutions A...	https://app02....			20000 · Accou...	7,697.69		-300,051.15
Bill Pmt -Check	11/12/2024	Bill.com	Kabat's Frontier Ace...	https://app02....			20000 · Accou...	29.40		-300,080.55
Bill Pmt -Check	11/12/2024	Bill.com	Kabat's Frontier Ace...	https://app02....			20000 · Accou...	176.03		-300,256.58
Bill Pmt -Check	11/12/2024	Bill.com	Ryan Rodriguez	https://app02....			20000 · Accou...	3,810.00		-304,066.58
Bill Pmt -Check	11/12/2024	Bill.com	Kabat's Frontier Ace...	https://app02....			20000 · Accou...	49.08		-304,115.66
Bill Pmt -Check	11/12/2024	Bill.com	Robert Horne Ford	https://app02....			20000 · Accou...	134.41		-304,250.07
Bill Pmt -Check	11/12/2024	Bill.com	United Fire Equipm...	https://app02....			20000 · Accou...	31.89		-304,281.96
General Journal	11/12/2024	644		BILL 11/12/24...			10150 · Payroll...	302,213.59		-2,068.37
Bill Pmt -Check	11/12/2024	Bill.com	BCBSAZ HEALTH ...	https://app02....			20000 · Accou...	734.07		-2,802.44
Bill Pmt -Check	11/12/2024	Bill.com	FRED GREENWAY	https://app02....			20000 · Accou...	56.14		-2,858.58
Bill Pmt -Check	11/12/2024	Bill.com	TRANSAMERICA I...	https://app02....			20000 · Accou...	122.56		-2,981.14
Bill Pmt -Check	11/12/2024	Bill.com	BCBSAZ HEALTH ...	https://app02....			20000 · Accou...	702.08		-3,683.22
Bill Pmt -Check	11/12/2024	Bill.com	LARRY ALMOND	https://app02....			20000 · Accou...	265.00		-3,948.22
Bill Pmt -Check	11/12/2024	Bill.com	BCBSAZ HEALTH ...	https://app02....			20000 · Accou...	698.52		-4,646.74
Bill Pmt -Check	11/12/2024	Bill.com	BCBSAZ HEALTH ...	https://app02....			20000 · Accou...	699.40		-5,346.14
Bill Pmt -Check	11/12/2024	Bill.com	BCBSAZ HEALTH ...	https://app02....			20000 · Accou...	789.57		-6,135.71
General Journal	11/13/2024	697		BILL 11/13/24...			10150 · Payroll...	17,068.88		-23,204.59
General Journal	11/15/2024	712		BILL 11/15/24...			10150 · Payroll...	5.19		-23,209.78
Bill Pmt -Check	11/19/2024	Bill.com	Toshiba America Bu...	https://app02....			20000 · Accou...	83.23		-23,293.01
Bill Pmt -Check	11/19/2024	Bill.com	Delta Dental Insura...	https://app02....			20000 · Accou...	7,573.39		-30,866.40
Bill Pmt -Check	11/19/2024	Bill.com	CenturyLink	https://app02....			20000 · Accou...	255.21		-31,121.61
Bill Pmt -Check	11/19/2024	Bill.com	United Fire Equipm...	https://app02....			20000 · Accou...	233.80		-31,355.41
Bill Pmt -Check	11/19/2024	Bill.com	Republic Services #...	https://app02....			20000 · Accou...	503.23		-31,858.64
Bill Pmt -Check	11/19/2024	Bill.com	RV Stripes & Graphi...	https://app02....			20000 · Accou...	190.68		-32,049.32
Bill Pmt -Check	11/19/2024	Bill.com	Verizon Wireless Se...	https://app02....			20000 · Accou...	2,088.45		-34,137.77
Bill Pmt -Check	11/19/2024	Bill.com	Freightliner Of Arizo...	https://app02....			20000 · Accou...	248.55		-34,386.32
Bill Pmt -Check	11/19/2024	Bill.com	JEANETTE DROLL	https://app02....			20000 · Accou...	275.00		-34,661.32
Bill Pmt -Check	11/19/2024	Bill.com	CIGNA (CARE HMO)	https://app02....			20000 · Accou...	26.28		-34,687.60
Bill Pmt -Check	11/19/2024	Bill.com	McNeil & Company,...	https://app02....			20000 · Accou...	69,490.00		-104,177.60
Bill Pmt -Check	11/19/2024	Bill.com	United Fire Equipm...	https://app02....			20000 · Accou...	23.73		-104,201.33
Bill Pmt -Check	11/19/2024	Bill.com	Robert Horne Ford	https://app02....			20000 · Accou...	2,359.41		-106,560.74
Bill Pmt -Check	11/19/2024	Bill.com	RONALD ABBOTT	https://app02....			20000 · Accou...	28.61		-106,589.35
Bill Pmt -Check	11/19/2024	Bill.com	Lauren Daniel	https://app02....			20000 · Accou...	31.09		-106,620.44
Bill Pmt -Check	11/19/2024	Bill.com	STEPHEN COOPER	https://app02....			20000 · Accou...	218.17		-106,838.61
Bill Pmt -Check	11/19/2024	Bill.com	Stapleton Fab, LLC	https://app02....			20000 · Accou...	3,000.00		-109,838.61
Bill Pmt -Check	11/19/2024	Bill.com	Freightliner Of Arizo...	https://app02....			20000 · Accou...	86.23		-109,924.84
Bill Pmt -Check	11/19/2024	Bill.com	Arizona Water Com...	https://app02....			20000 · Accou...	52.47		-109,977.31
Bill Pmt -Check	11/19/2024	Bill.com	Robert Horne Ford	https://app02....			20000 · Accou...	59.02		-110,036.33
Bill Pmt -Check	11/19/2024	Bill.com	Healthcare Medical ...	https://app02....			20000 · Accou...	74.82		-110,111.15
Bill Pmt -Check	11/19/2024	Bill.com	United Fire Equipm...	https://app02....			20000 · Accou...	36.73		-110,147.88

Superstition Fire & Medical District Transaction Detail by Account November 2024

Type	Date	Num	Name	Memo	Class	Clr	Split	Debit	Credit	Balance
Bill Pmt -Check	11/19/2024	Bill.com	Delta Dental Insura...	https://app02....			20000 · Accou...		679.64	-110,827.52
Bill Pmt -Check	11/19/2024	Bill.com	United Fire Equipm...	https://app02....			20000 · Accou...		23.73	-110,851.25
Bill Pmt -Check	11/19/2024	Bill.com	Steven Schacken	https://app02....			20000 · Accou...		360.33	-111,211.58
Bill Pmt -Check	11/19/2024	Bill.com	United Fire Equipm...	https://app02....			20000 · Accou...		175.25	-111,386.83
Bill Pmt -Check	11/19/2024	Bill.com	Prudential Overall S...	https://app02....			20000 · Accou...		2,256.30	-113,643.13
Bill Pmt -Check	11/19/2024	Bill.com	United Fire Equipm...	https://app02....			20000 · Accou...		335.06	-113,978.19
Bill Pmt -Check	11/19/2024	Bill.com	Hughes Fire Equip...	https://app02....			20000 · Accou...		67.29	-114,045.48
Bill Pmt -Check	11/19/2024	Bill.com	United Fire Equipm...	https://app02....			20000 · Accou...		168.58	-114,214.06
Bill Pmt -Check	11/19/2024	Bill.com	United Fire Equipm...	https://app02....			20000 · Accou...		332.17	-114,546.23
Bill Pmt -Check	11/19/2024	Bill.com	CIGNA (CARE HMO)	https://app02....			20000 · Accou...		329.89	-114,876.12
Bill Pmt -Check	11/19/2024	Bill.com	Freightliner Of Arizo...	https://app02....			20000 · Accou...		248.55	-115,124.67
Bill Pmt -Check	11/19/2024	Bill.com	Aetna Behavioral H...	https://app02....			20000 · Accou...		1,044.48	-116,169.15
Bill Pmt -Check	11/19/2024	Bill.com	Banner Desert Medi...	https://app02....			20000 · Accou...		26.50	-116,195.65
Bill Pmt -Check	11/19/2024	Bill.com	FELICIDAD R. ABR...	https://app02....			20000 · Accou...		25.00	-116,220.65
Bill Pmt -Check	11/19/2024	Bill.com	Superstition Safety ...	https://app02....			20000 · Accou...		7,130.00	-123,350.65
Bill Pmt -Check	11/19/2024	Bill.com	Zach Rodenburg	https://app02....			20000 · Accou...		1,067.00	-124,417.65
Bill Pmt -Check	11/19/2024	Bill.com	Toshiba America Bu...	https://app02....			20000 · Accou...		182.23	-124,599.88
Bill Pmt -Check	11/19/2024	Bill.com	Freightliner Of Arizo...	https://app02....			20000 · Accou...		422.55	-125,022.43
Bill Pmt -Check	11/19/2024	Bill.com	CenturyLink	https://app02....			20000 · Accou...		117.72	-125,140.15
Bill Pmt -Check	11/19/2024	Bill.com	Toshiba America Bu...	https://app02....			20000 · Accou...		182.23	-125,322.38
Bill Pmt -Check	11/19/2024	Bill.com	Lauren Daniel	https://app02....			20000 · Accou...		387.00	-125,709.38
Bill Pmt -Check	11/19/2024	Bill.com	Dynamic Duo Janito...	https://app02....			20000 · Accou...		280.00	-125,989.38
Bill Pmt -Check	11/19/2024	Bill.com	PHILLIP MASON/M...	https://app02....			20000 · Accou...		75.00	-126,064.38
Bill Pmt -Check	11/19/2024	Bill.com	Healthcare Medical ...	https://app02....			20000 · Accou...		74.82	-126,139.20
Bill Pmt -Check	11/19/2024	Bill.com	Arizona PPE Recon...	https://app02....			20000 · Accou...		381.00	-126,520.20
Bill Pmt -Check	11/19/2024	Bill.com	UNITED HEALTHC...	https://app02....			20000 · Accou...		391.46	-126,911.66
Bill Pmt -Check	11/19/2024	Bill.com	United Fire Equipm...	https://app02....			20000 · Accou...		60.32	-126,971.98
Bill Pmt -Check	11/19/2024	Bill.com	United Fire Equipm...	https://app02....			20000 · Accou...		360.32	-127,332.30
Bill Pmt -Check	11/19/2024	Bill.com	UNITED HEALTHC...	https://app02....			20000 · Accou...		620.04	-127,952.34
Bill Pmt -Check	11/19/2024	Bill.com	Alena Sampson	https://app02....			20000 · Accou...		387.00	-128,339.34
Bill Pmt -Check	11/19/2024	Bill.com	Toshiba America Bu...	https://app02....			20000 · Accou...		83.23	-128,422.57
Bill Pmt -Check	11/19/2024	Bill.com	United Fire Equipm...	https://app02....			20000 · Accou...		359.05	-128,781.62
Bill Pmt -Check	11/19/2024	Bill.com	Southern Tire Mart, ...	https://app02....			20000 · Accou...		3,104.00	-131,885.62
Bill Pmt -Check	11/19/2024	Bill.com	City of Apache Junc...	https://app02....			20000 · Accou...		11,438.39	-143,324.01
Bill Pmt -Check	11/19/2024	Bill.com	United Fire Equipm...	https://app02....			20000 · Accou...		116.64	-143,440.65
Bill Pmt -Check	11/19/2024	Bill.com	United Fire Equipm...	https://app02....			20000 · Accou...		36.73	-143,477.38
Bill Pmt -Check	11/19/2024	Bill.com	O'Reilly Automotive ...	https://app02....			20000 · Accou...		632.23	-144,109.61
Bill Pmt -Check	11/19/2024	Bill.com	Healthcare Medical ...	https://app02....			20000 · Accou...		74.82	-144,184.43
Bill Pmt -Check	11/19/2024	Bill.com	JEAN WERTH	https://app02....			20000 · Accou...		117.33	-144,301.76
Bill Pmt -Check	11/19/2024	Bill.com	Factory Motor Parts	https://app02....			20000 · Accou...		418.71	-144,720.47
Bill Pmt -Check	11/19/2024	Bill.com	L.N. Curtis & Sons	https://app02....			20000 · Accou...		2,764.57	-147,485.04
Bill Pmt -Check	11/19/2024	Bill.com	Arizona Water Com...	https://app02....			20000 · Accou...		305.72	-147,790.76
Bill Pmt -Check	11/19/2024	Bill.com	San Tan Auto Partn...	https://app02....			20000 · Accou...		633.57	-148,424.33
Bill Pmt -Check	11/19/2024	Bill.com	CIGNA (CARE HMO)	https://app02....			20000 · Accou...		329.89	-148,754.22
Bill Pmt -Check	11/19/2024	Bill.com	Rite-A-Way Garage ...	https://app02....			20000 · Accou...		752.49	-149,506.71
Bill Pmt -Check	11/19/2024	Bill.com	BCBS of ARIZONA *	https://app02....			20000 · Accou...		839.55	-150,346.26
Bill Pmt -Check	11/19/2024	Bill.com	United Fire Equipm...	https://app02....			20000 · Accou...		31.89	-150,378.15
Bill Pmt -Check	11/19/2024	Bill.com	UNITED HEALTHC...	https://app02....			20000 · Accou...		389.75	-150,767.90
Bill Pmt -Check	11/19/2024	Bill.com	Sunrise Health	https://app02....			20000 · Accou...		230.00	-150,997.90
General Journal	11/19/2024	713		BILL 11/19/24...			10150 · Payroll...		300.00	-151,297.90

Superstition Fire & Medical District Transaction Detail by Account November 2024

Type	Date	Num	Name	Memo	Class	Clr	Split	Debit	Credit	Balance
General Journal	11/19/2024	717		BILL 11/19/24...			10150 · Payroll...	127,793.31		-23,504.59
Bill Pmt -Check	11/26/2024	Bill.com	Motorola Solutions, ...	https://app02....			20000 · Accou...		8,908.44	-32,413.03
Bill Pmt -Check	11/26/2024	Bill.com	Apache Junction W...	https://app02....			20000 · Accou...		317.47	-32,730.50
Bill Pmt -Check	11/26/2024	Bill.com	United Fire Equipm...	https://app02....			20000 · Accou...		1,346.66	-34,077.16
Bill Pmt -Check	11/26/2024	Bill.com	United Fire Equipm...	https://app02....			20000 · Accou...		176.05	-34,253.21
Bill Pmt -Check	11/26/2024	Bill.com	Arizona Water Com...	https://app02....			20000 · Accou...		282.79	-34,536.00
Bill Pmt -Check	11/26/2024	Bill.com	United Fire Equipm...	https://app02....			20000 · Accou...		170.23	-34,706.23
Bill Pmt -Check	11/26/2024	Bill.com	Apache Junction W...	https://app02....			20000 · Accou...		71.13	-34,777.36
Bill Pmt -Check	11/26/2024	Bill.com	Vincere Physician's ...	https://app02....			20000 · Accou...		23,900.00	-58,677.36
Bill Pmt -Check	11/26/2024	Bill.com	Support Payment Cl...	https://app02....			20000 · Accou...		1,224.43	-59,901.79
Bill Pmt -Check	11/26/2024	Bill.com	Mediacom	https://app02....			20000 · Accou...		234.70	-60,136.49
Bill Pmt -Check	11/26/2024	Bill.com	United Fire Equipm...	https://app02....			20000 · Accou...		652.45	-60,788.94
Bill Pmt -Check	11/26/2024	Bill.com	United Fire Equipm...	https://app02....			20000 · Accou...		205.91	-60,994.85
Bill Pmt -Check	11/26/2024	Bill.com	Motorola Solutions, ...	https://app02....			20000 · Accou...		811.97	-61,806.82
Bill Pmt -Check	11/26/2024	Bill.com	O'Reilly Automotive ...	https://app02....			20000 · Accou...		176.03	-61,982.85
Bill Pmt -Check	11/26/2024	Bill.com	Cummins Sales and...	https://app02....			20000 · Accou...		93.54	-62,076.39
Bill Pmt -Check	11/26/2024	Bill.com	Southwest Gas Cor...	https://app02....			20000 · Accou...		58.00	-62,134.39
Bill Pmt -Check	11/26/2024	Bill.com	United Fire Equipm...	https://app02....			20000 · Accou...		248.58	-62,382.97
Bill Pmt -Check	11/26/2024	Bill.com	Avid Locksmith, LLC	https://app02....			20000 · Accou...		172.20	-62,555.17
Bill Pmt -Check	11/26/2024	Bill.com	Arizona Water Com...	https://app02....			20000 · Accou...		54.16	-62,609.33
Bill Pmt -Check	11/26/2024	Bill.com	O'Reilly Automotive ...	https://app02....			20000 · Accou...		91.38	-62,700.71
Bill Pmt -Check	11/26/2024	Bill.com	Jonoco, LLC	https://app02....			20000 · Accou...		6,655.95	-69,356.66
Bill Pmt -Check	11/26/2024	Bill.com	Robert Horne Ford	https://app02....			20000 · Accou...		276.99	-69,633.65
Bill Pmt -Check	11/26/2024	Bill.com	Robert Horne Ford	https://app02....			20000 · Accou...		38.40	-69,672.05
Bill Pmt -Check	11/26/2024	Bill.com	United Fire Equipm...	https://app02....			20000 · Accou...		194.75	-69,866.80
Bill Pmt -Check	11/26/2024	Bill.com	Bingham Equipment...	https://app02....			20000 · Accou...		1,167.15	-71,033.95
Bill Pmt -Check	11/26/2024	Bill.com	Jonoco, LLC	https://app02....			20000 · Accou...		4,935.00	-75,968.95
Bill Pmt -Check	11/26/2024	Bill.com	Frontier Shop Suppl...	https://app02....			20000 · Accou...		51.36	-76,020.31
Bill Pmt -Check	11/26/2024	Bill.com	BPCWS, PLLC	https://app02....			20000 · Accou...		9,310.00	-85,330.31
Bill Pmt -Check	11/26/2024	Bill.com	United Fire Equipm...	https://app02....			20000 · Accou...		226.97	-85,557.28
Bill Pmt -Check	11/26/2024	Bill.com	Freightliner Of Arizo...	https://app02....			20000 · Accou...		272.59	-85,829.87
Bill Pmt -Check	11/26/2024	Bill.com	L.N. Curtis & Sons	https://app02....			20000 · Accou...		16,186.08	-102,015.95
Bill Pmt -Check	11/26/2024	Bill.com	Proshred Security A...	https://app02....			20000 · Accou...		100.00	-102,115.95
Bill Pmt -Check	11/26/2024	Bill.com	Liberty Utilities AZ	https://app02....			20000 · Accou...		6.07	-102,122.02
Bill Pmt -Check	11/26/2024	Bill.com	O'Reilly Automotive ...	https://app02....			20000 · Accou...		4.59	-102,126.61
Bill Pmt -Check	11/26/2024	Bill.com	Apache Junction Un...	https://app02....			20000 · Accou...		2,625.00	-104,751.61
Bill Pmt -Check	11/26/2024	Bill.com	Hughes Fire Equip...	https://app02....			20000 · Accou...		171.75	-104,923.36
Bill Pmt -Check	11/26/2024	Bill.com	relevant Digital Mark...	https://app02....			20000 · Accou...		99.00	-105,022.36
Bill Pmt -Check	11/26/2024	Bill.com	O'Reilly Automotive ...	https://app02....			20000 · Accou...		76.26	-105,098.62
Bill Pmt -Check	11/26/2024	Bill.com	United Fire Equipm...	https://app02....			20000 · Accou...		763.03	-105,861.65
Bill Pmt -Check	11/26/2024	Bill.com	O'Reilly Automotive ...	https://app02....			20000 · Accou...		32.45	-105,894.10
Bill Pmt -Check	11/26/2024	Bill.com	Arizona Water Com...	https://app02....			20000 · Accou...		127.33	-106,021.43
Bill Pmt -Check	11/26/2024	Bill.com	Bud's Bulk Ice Servi...	https://app02....			20000 · Accou...		405.10	-106,426.53
Bill Pmt -Check	11/26/2024	Bill.com	James Vincent Grou...	https://app02....			20000 · Accou...		5,100.00	-111,526.53
Bill Pmt -Check	11/26/2024	Bill.com	Arizona Water Com...	https://app02....			20000 · Accou...		53.27	-111,579.80
Bill Pmt -Check	11/26/2024	Bill.com	American Tree Serv...	https://app02....			20000 · Accou...		1,125.00	-112,704.80
Bill Pmt -Check	11/26/2024	Bill.com	O'Reilly Automotive ...	https://app02....			20000 · Accou...		54.17	-112,758.97
Bill Pmt -Check	11/26/2024	Bill.com	Fleetpride, Inc	https://app02....			20000 · Accou...		45.69	-112,804.66
Bill Pmt -Check	11/26/2024	Bill.com	Jonoco, LLC	https://app02....			20000 · Accou...		5,295.52	-118,100.18
Bill Pmt -Check	11/26/2024	Bill.com	City of Mesa	https://app02....			20000 · Accou...		1,755.00	-119,855.18

9:06 AM

12/11/24

Accrual Basis

Superstition Fire & Medical District Transaction Detail by Account November 2024

Type	Date	Num	Name	Memo	Class	Clr	Split	Debit	Credit	Balance
Bill Pmt -Check	11/26/2024	Bill.com	Vincere Physician's ...	https://app02....			20000 · Accou...		1,800.00	-121,655.18
Bill Pmt -Check	11/26/2024	Bill.com	Support Payment Cl...	https://app02....			20000 · Accou...		1,224.43	-122,879.61
Bill Pmt -Check	11/26/2024	Bill.com	Arizona Water Com...	https://app02....			20000 · Accou...		37.76	-122,917.37
Bill Pmt -Check	11/26/2024	Bill.com	Arizona PPE Recon...	https://app02....			20000 · Accou...		314.50	-123,231.87
Bill Pmt -Check	11/26/2024	Bill.com	Apache Junction W...	https://app02....			20000 · Accou...		204.22	-123,436.09
Bill Pmt -Check	11/26/2024	Bill.com	MPAKS Solutions L...	https://app02....			20000 · Accou...		682.88	-124,118.97
Bill Pmt -Check	11/26/2024	Bill.com	United Fire Equipm...	https://app02....			20000 · Accou...		153.04	-124,272.01
General Journal	11/26/2024	714		BILL 11/26/24...			10150 · Payroll...	101,067.42		-23,204.59
General Journal	11/30/2024	723		to remove du...	150 - Am...		4210 · Ambula...	5,835.71		-17,368.88
Total 1072 · Bill.com Money Out Clearing								715,920.53	733,289.41	-17,368.88
11000 · Petty Cash - Accounting										
Bill Pmt -Check	11/05/2024		O'Reilly Automotive ...	QuickBooks g...			20000 · Accou...	0.00		0.00
Bill Pmt -Check	11/12/2024		RWC International, ...	QuickBooks g...			20000 · Accou...	0.00		0.00
Total 11000 · Petty Cash - Accounting								0.00	0.00	0.00
TOTAL								5,620,544.73	5,487,452.80	133,091.93



Superstition Fire and Medical District

Fiscal Year Begins: Jul-24

Twelve-Month Cash Flow

Superstition Fire and Medical District

	Beginning	Jul-24	Aug-24	Sep-24	Oct-24	Nov-24	Dec-24	Jan-25	Feb-25	Mar-25	Apr-25	May-25	Jun-25	Monthly Average	Overview
Cash Summary															
Cash on Hand (beginning of month)	7,061,671	7,061,671	6,027,046	3,293,510	4,243,543	10,793,264	11,354,659	11,209,477	10,053,618	9,145,173	8,318,408	8,130,135	11,238,134	8,405,720	
Cash Available (on hand + receipts, before cash out)	7,061,671	7,997,029	6,694,122	5,930,931	12,811,019	13,379,521	13,533,632	12,694,344	11,086,047	10,259,510	10,179,962	13,116,333	12,281,219	10,830,306	
Cash Position (end of month)	7,061,671	6,027,046	3,293,510	4,243,543	10,793,264	11,354,659	11,209,477	10,053,618	9,145,173	8,318,408	8,130,135	11,238,134	7,625,764	8,452,728	
Cash Receipts															
Tax Levy Revenue		277,955	76,400	1,720,557	8,026,544	1,567,901	1,632,143	1,018,300	616,300	669,700	1,398,700	4,535,040	225,271	1,813,734	
Non-Tax Levy Revenue		657,403	590,676	916,864	540,932	521,986	546,830	466,567	416,129	444,637	462,854	451,158	549,562	547,133	
Transfers		0	0	0	0	496,371	0	0	0	0	0	0	268,252	63,719	
Total Cash Receipts		935,358	667,076	2,637,421	8,567,477	2,586,257	2,178,973	1,484,867	1,032,429	1,114,337	1,861,554	4,986,198	1,043,085	2,424,586	
Cash Paid Out															
Disbursements		1,969,983	2,400,612	1,687,388	2,017,756	2,024,862	2,324,155	2,640,726	1,940,874	1,941,102	2,049,827	1,878,199	3,108,042	2,165,294	
Transfers		0	1,000,000	0	0	0	0	0	0	0	0	0	1,547,413	212,284	
Total Cash Paid Out		1,969,983	3,400,612	1,687,388	2,017,756	2,024,862	2,324,155	2,640,726	1,940,874	1,941,102	2,049,827	1,878,199	4,655,455	2,377,578	
	(Actual)	(Actual)	(Actual)	(Actual)	(Actual)	(Budget)	(Budget)	(Budget)	(Budget)	(Budget)	(Budget)	(Budget)	(Budget)		

*This includes the General Fund, Transport Services Fund and Special Revenue Fund