



## Superstition Fire and Medical District

### Monthly Financial Report

#### Monthly Financial Report – September 2024

Attached are the following for your information and review:

1. Balance Sheet as of September 30, 2024.
2. Summary of reconciled cash balances on September 30, 2024.
3. Income Statement of Revenues and Expenditures for September 2024, including budget to actual and year-to-date balances.
4. PPT Graphs
5. September 2024 Disbursements.
6. 12-Month Cash Flow.

Key points:

- Total Revenue for September was \$2,385,677, which was \$580,273 over budget.
  - Tax Levy Revenue for September was \$333,206 over budget.
  - Non-Tax Levy Revenue for September was \$673,371, which was \$247,067 over budget.
    - Driven by higher than anticipated transport revenue and CITOAJ Grant offset by lower Wildland Deployment Revenue.
- Total Expenses for September were \$1,759,182, which were \$108,123 under budget.
  - Personnel Expenses were \$16,119 under budget driven by lower than anticipated wages and associated benefit costs.
  - Vehicles and Equipment were \$39,075 under budget driven by lower vehicle maintenance costs and timing of PPE and EMS Disposables purchases.
  - Communications/IT were \$29,609 under budget driven by timing of software licensing.
  - Travel and Training costs were \$24,131 under budget, driven by timing of tuition reimbursements and lower wildland deployment costs.
- Total Cash as of September 2024 was \$11,099,442, which is up \$2,090,645 from last year.

Please contact Ben Archer-Clowes for any questions or concerns regarding this report.

**Superstition Fire & Medical District**  
**Balance Sheet Prev Year Comparison**  
**As of September 30, 2024**

|  | Sep 30, 24           | Sep 30, 23          | \$ Change           |
|--|----------------------|---------------------|---------------------|
| <b>ASSETS</b>                          |                      |                     |                     |
| <b>Current Assets</b>                  |                      |                     |                     |
| <b>Checking/Savings</b>                |                      |                     |                     |
| 10100 · Fund Cash - General (M&O)      | 2,841,302.44         | 1,046,977.37        | 1,794,325.07        |
| 10120 · Ambulance Operating            | 23,669.46            | 21,383.88           | 2,285.58            |
| 10130 · Ambulance Payroll              | 204,396.41           | 963,852.94          | -759,456.53         |
| 10140 · Transport Lockbox              | 298,093.74           | 44,061.90           | 254,031.84          |
| 10150 · Payroll Account                | 554,232.80           | 157,349.33          | 396,883.47          |
| 10200 · Fund Cash - Capital Projects   | 3,201,451.47         | 3,114,074.83        | 87,376.64           |
| 10400 · Special Revenue Fund           | 321,747.67           | 70,357.35           | 251,390.32          |
| 10500 · Fund Cash - Bond Proceeds 2006 | 135,655.50           | 166,864.73          | -31,209.23          |
| 10600 · Debt Retirement Interest       | 13,763.14            | 21,822.88           | -8,059.74           |
| 10700 · Contingency Reserve Fund Cash  | 3,505,029.64         | 3,400,925.87        | 104,103.77          |
| 1072 · Bill.com Money Out Clearing     | 0.00                 | 1,026.62            | -1,026.62           |
| 11000 · Petty Cash - Accounting        | 100.00               | 100.00              | 0.00                |
| <b>Total Checking/Savings</b>          | <b>11,099,442.27</b> | <b>9,008,797.70</b> | <b>2,090,644.57</b> |
| <b>Accounts Receivable</b>             |                      |                     |                     |
| 13000 · Accounts Receivable            | 4,505.60             | 4,014.84            | 490.76              |
| <b>Total Accounts Receivable</b>       | <b>4,505.60</b>      | <b>4,014.84</b>     | <b>490.76</b>       |
| <b>Other Current Assets</b>            |                      |                     |                     |
| 12001 · Undeposited Funds              | 0.00                 | 700.00              | -700.00             |
| 15000 · Due From other funds           | 0.00                 | 210,405.02          | -210,405.02         |
| <b>Total Other Current Assets</b>      | <b>0.00</b>          | <b>211,105.02</b>   | <b>-211,105.02</b>  |
| <b>Total Current Assets</b>            | <b>11,103,947.87</b> | <b>9,223,917.56</b> | <b>1,880,030.31</b> |
| <b>Other Assets</b>                    |                      |                     |                     |
| 19000 · Suspense                       | 0.00                 | -123.90             | 123.90              |
| <b>Total Other Assets</b>              | <b>0.00</b>          | <b>-123.90</b>      | <b>123.90</b>       |
| <b>TOTAL ASSETS</b>                    | <b>11,103,947.87</b> | <b>9,223,793.66</b> | <b>1,880,154.21</b> |
| <b>LIABILITIES &amp; EQUITY</b>        |                      |                     |                     |
| <b>Liabilities</b>                     |                      |                     |                     |
| <b>Current Liabilities</b>             |                      |                     |                     |
| <b>Accounts Payable</b>                |                      |                     |                     |
| 20000 · Accounts Payable               | 582,233.82           | 300,946.54          | 281,287.28          |
| <b>Total Accounts Payable</b>          | <b>582,233.82</b>    | <b>300,946.54</b>   | <b>281,287.28</b>   |
| <b>Credit Cards</b>                    |                      |                     |                     |
| 21002 · Chase Credit Card              | 0.00                 | 12,108.55           | -12,108.55          |
| <b>Total Credit Cards</b>              | <b>0.00</b>          | <b>12,108.55</b>    | <b>-12,108.55</b>   |
| <b>Other Current Liabilities</b>       |                      |                     |                     |
| 21000 · Payroll Liabilities            | 366,077.18           | 225,715.48          | 140,361.70          |
| 21250 · Sales Tax Payable              | 211.54               | -34.97              | 246.51              |
| 25000 · Due To other funds             | 0.00                 | 210,405.02          | -210,405.02         |
| <b>Total Other Current Liabilities</b> | <b>366,288.72</b>    | <b>436,085.53</b>   | <b>-69,796.81</b>   |
| <b>Total Current Liabilities</b>       | <b>948,522.54</b>    | <b>749,140.62</b>   | <b>199,381.92</b>   |
| <b>Total Liabilities</b>               | <b>948,522.54</b>    | <b>749,140.62</b>   | <b>199,381.92</b>   |
| <b>Equity</b>                          |                      |                     |                     |
| 30000 · Opening Balance Equity         | 542.81               | 542.81              | 0.00                |
| 31000 · Fund Balance - General Fund    | 3,548,867.19         | 3,548,867.19        | 0.00                |
| 32000 · Retained Earnings              | 8,727,335.22         | 7,813,434.71        | 913,900.51          |
| Net Income                             | -2,121,319.89        | -2,888,191.67       | 766,871.78          |
| <b>Total Equity</b>                    | <b>10,155,425.33</b> | <b>8,474,653.04</b> | <b>1,680,772.29</b> |
| <b>TOTAL LIABILITIES &amp; EQUITY</b>  | <b>11,103,947.87</b> | <b>9,223,793.66</b> | <b>1,880,154.21</b> |

Superstition Fire and Medical District  
 Reconciliation Summary  
 Period Ending 09/30/2024

|   | General Fund<br>9/30/2024 | Ambulance<br>Operating<br>9/30/2024 | Capital Projects<br>9/30/2024 | Special Revenue<br>Fund<br>9/30/2024 | Bond Proceeds<br>9/30/2024 |
|---|---------------------------|-------------------------------------|-------------------------------|--------------------------------------|----------------------------|
| <b>Beginning Balance</b>                | 2,180,556.13              | 26,323.89                           | 3,195,606.76                  | 119,494.27                           | 86,578.92                  |
| <b>Cleared Transactions</b>             |                           |                                     |                               |                                      |                            |
| Checks and Payments                     | (1,050,050.00)            | -                                   | -                             | -                                    | -                          |
| Deposits and Credits                    | 1,737,412.41              | 53.51                               | 5,844.71                      | 202,253.40                           | 49,076.58                  |
| <b>Total Cleared Transactions</b>       | 687,362.41                | 53.51                               | 5,844.71                      | 202,253.40                           | 49,076.58                  |
| <b>Cleared Balance</b>                  | <b>2,867,918.54</b>       | <b>26,377.40</b>                    | <b>3,201,451.47</b>           | <b>321,747.67</b>                    | <b>135,655.50</b>          |
| <b>Uncleared Transactions</b>           |                           |                                     |                               |                                      |                            |
| Checks and Payments                     | (26,616.10)               | (2,707.94)                          | -                             | -                                    | -                          |
| Deposits and Credits                    | -                         | -                                   | -                             | -                                    | -                          |
| <b>Total Uncleared Transactions</b>     | <b>(26,616.10)</b>        | <b>(2,707.94)</b>                   | <b>-</b>                      | <b>-</b>                             | <b>-</b>                   |
| <b>Register Balance as of 9/30/2024</b> | <b>2,841,302.44</b>       | <b>23,669.46</b>                    | <b>3,201,451.47</b>           | <b>321,747.67</b>                    | <b>135,655.50</b>          |
|   |                           |                                     |                               |                                      |                            |
| <b>Beginning Balance</b>                | 9,613.75                  | 3,497,911.73                        | 186,882.90                    | 160,151.02                           | 649,326.00                 |
| <b>Cleared Transactions</b>             |                           |                                     |                               |                                      |                            |
| Checks and Payments                     | -                         | -                                   | -                             | (304,965.19)                         | (1,448,790.28)             |
| Deposits and Credits                    | 4,149.39                  | 7,117.91                            | 111,210.84                    | 349,210.58                           | 1,353,697.08               |
| <b>Total Cleared Transactions</b>       | 4,149.39                  | 7,117.91                            | 111,210.84                    | 44,245.39                            | (95,093.20)                |
| <b>Uncleared Transactions</b>           | <b>13,763.14</b>          | <b>3,505,029.64</b>                 | <b>298,093.74</b>             | <b>204,396.41</b>                    | <b>554,232.80</b>          |
| <b>Beginning Balance</b>                | 9,613.75                  | 3,497,911.73                        | 186,882.90                    | 160,151.02                           | 649,326.00                 |
| <b>Cleared Transactions</b>             |                           |                                     |                               |                                      |                            |
| Checks and Payments                     | -                         | -                                   | -                             | -                                    | -                          |
| Deposits and Credits                    | -                         | -                                   | -                             | -                                    | -                          |
| <b>Total Uncleared Transactions</b>     | <b>-</b>                  | <b>-</b>                            | <b>-</b>                      | <b>-</b>                             | <b>-</b>                   |
| <b>Register Balance as of 9/30/2024</b> | <b>13,763.14</b>          | <b>3,505,029.64</b>                 | <b>298,093.74</b>             | <b>204,396.41</b>                    | <b>554,232.80</b>          |

**Superstition Fire & Medical District  
Profit & Loss Budget Performance - General Fund  
September 2024**

|                                | Sep 24              | Budget              | \$ Over Budget    | Jul - Sep 24         | YTD Budget           | \$ Over Budget       | Annual Budget        |
|--------------------------------|---------------------|---------------------|-------------------|----------------------|----------------------|----------------------|----------------------|
| <b>Ordinary Income/Expense</b> |                     |                     |                   |                      |                      |                      |                      |
| <b>Income</b>                  |                     |                     |                   |                      |                      |                      |                      |
| 4000 - Tax Levy Revenue        | 1,712,305.68        | 1,379,100.00        | 333,205.68        | 2,037,379.13         | 1,663,500.00         | 373,879.13           | 21,764,811.00        |
| 4200 - Non-Tax Levy Revenue    | 215,903.14          | 73,800.00           | 142,103.14        | 251,853.07           | 221,400.00           | 30,453.07            | 707,897.00           |
| <b>Total Income</b>            | <b>1,928,208.82</b> | <b>1,452,900.00</b> | <b>475,308.82</b> | <b>2,289,232.20</b>  | <b>1,884,900.00</b>  | <b>404,332.20</b>    | <b>22,472,708.00</b> |
| <b>Gross Profit</b>            | <b>1,928,208.82</b> | <b>1,452,900.00</b> | <b>475,308.82</b> | <b>2,289,232.20</b>  | <b>1,884,900.00</b>  | <b>404,332.20</b>    | <b>22,472,708.00</b> |
| <b>Expense</b>                 |                     |                     |                   |                      |                      |                      |                      |
| 5000 - Personnel Expenses      | 1,290,071.28        | 1,302,255.00        | -12,183.72        | 4,201,274.29         | 4,429,389.00         | -228,114.71          | 18,144,318.00        |
| 6100 - Building and Land       | 36,919.02           | 33,850.00           | 3,069.02          | 109,215.00           | 105,080.00           | 4,135.00             | 407,829.00           |
| 6200 - Vehicles & Equipment    | 44,179.45           | 81,664.00           | -37,484.55        | 152,032.43           | 244,992.00           | -92,959.57           | 979,247.00           |
| 6300 - Communication/IT        | 33,378.61           | 55,694.00           | -22,315.39        | 78,929.99            | 167,082.00           | -88,152.01           | 668,787.00           |
| 6400 - Travel & Training       | 861.00              | 23,224.00           | -22,363.00        | 35,794.48            | 70,172.00            | -34,377.52           | 281,169.00           |
| 7100 - Managerial Expense      | 14,404.53           | 18,649.00           | -4,244.47         | 90,486.76            | 115,947.00           | -25,460.24           | 491,639.00           |
| <b>Total Expense</b>           | <b>1,419,813.89</b> | <b>1,515,336.00</b> | <b>-95,522.11</b> | <b>4,667,732.95</b>  | <b>5,132,662.00</b>  | <b>-464,929.05</b>   | <b>20,972,989.00</b> |
| <b>Net Ordinary Income</b>     | <b>508,394.93</b>   | <b>-62,436.00</b>   | <b>570,830.93</b> | <b>-2,378,500.75</b> | <b>-3,247,762.00</b> | <b>869,261.25</b>    | <b>1,499,719.00</b>  |
| <b>Other Income/Expense</b>    | <b>0.00</b>         | <b>0.00</b>         | <b>0.00</b>       | <b>-1,000,000.00</b> | <b>0.00</b>          | <b>-1,000,000.00</b> | <b>-1,279,161.00</b> |
| <b>Net Income</b>              | <b>508,394.93</b>   | <b>-62,436.00</b>   | <b>570,830.93</b> | <b>-3,378,500.75</b> | <b>-3,247,762.00</b> | <b>-130,738.75</b>   | <b>220,558.00</b>    |

**Superstition Fire & Medical District**  
**Profit & Loss Budget Performance - Transport Services Fund**  
**September 2024**

|                                | Sep 24     | Budget     | \$ Over Budget | Jul - Sep 24 | YTD Budget   | \$ Over Budget | Annual Budget |
|--------------------------------|------------|------------|----------------|--------------|--------------|----------------|---------------|
| <b>Ordinary Income/Expense</b> |            |            |                |              |              |                |               |
| <b>Income</b>                  |            |            |                |              |              |                |               |
| 4200 - Non-Tax Levy Revenue    | 457,467.90 | 352,504.00 | 104,963.90     | 1,423,561.27 | 1,104,296.00 | 319,265.27     | 4,735,892.00  |
| <b>Total Income</b>            | 457,467.90 | 352,504.00 | 104,963.90     | 1,423,561.27 | 1,104,296.00 | 319,265.27     | 4,735,892.00  |
| <b>Gross Profit</b>            | 457,467.90 | 352,504.00 | 104,963.90     | 1,423,561.27 | 1,104,296.00 | 319,265.27     | 4,735,892.00  |
| <b>Expense</b>                 |            |            |                |              |              |                |               |
| 5000 - Personnel Expenses      | 227,984.08 | 231,919.00 | -3,934.92      | 760,658.12   | 796,495.00   | -35,836.88     | 2,988,889.00  |
| 6100 - Building and Land       | 8,718.12   | 11,040.00  | -2,321.88      | 34,222.71    | 34,120.00    | 102.71         | 133,480.00    |
| 6200 - Vehicles & Equipment    | 42,417.49  | 44,008.00  | -1,590.51      | 156,460.21   | 132,024.00   | 24,436.21      | 528,085.00    |
| 6300 - Communication/IT        | 28,985.55  | 36,279.00  | -7,293.45      | 64,231.05    | 108,837.00   | -44,605.95     | 435,343.00    |
| 6400 - Travel & Training       | 88.67      | 1,857.00   | -1,768.33      | 4,344.40     | 5,621.00     | -1,276.60      | 22,400.00     |
| 7100 - Managerial Expense      | 31,174.61  | 26,866.00  | 4,308.61       | 70,455.50    | 92,904.00    | -22,448.50     | 371,611.00    |
| <b>Total Expense</b>           | 339,368.52 | 351,969.00 | -12,600.48     | 1,090,371.99 | 1,170,001.00 | -79,629.01     | 4,479,808.00  |
| <b>Net Ordinary Income</b>     | 118,099.38 | 535.00     | 117,564.38     | 333,189.28   | -65,705.00   | 398,894.28     | 256,084.00    |
| <b>Other Income/Expense</b>    |            |            |                |              |              |                |               |
| Other Expense                  | 0.00       | 0.00       | 0.00           | 0.00         | 0.00         | 0.00           | 175,148.00    |
| 8500 - Debt Payments           | 0.00       | 0.00       | 0.00           | 0.00         | 0.00         | 0.00           | 175,148.00    |
| <b>Total Other Expense</b>     | 0.00       | 0.00       | 0.00           | 0.00         | 0.00         | 0.00           | -175,148.00   |
| <b>Net Other Income</b>        | 118,099.38 | 535.00     | 117,564.38     | 333,189.28   | -65,705.00   | 398,894.28     | 80,936.00     |
| <b>Net Income</b>              |            |            |                |              |              |                |               |

## Superstition Fire & Medical District Profit & Loss Budget Performance - Capital Fund September 2024

|                             | Sep 24            | Budget          | \$ Over Budget    | Jul - Sep 24      | YTD Budget       | \$ Over Budget    | Annual Budget       |
|-----------------------------|-------------------|-----------------|-------------------|-------------------|------------------|-------------------|---------------------|
| Ordinary Income/Expense     |                   |                 |                   |                   |                  |                   |                     |
| Income                      |                   |                 |                   |                   |                  |                   |                     |
| 4000 - Tax Levy Revenue     | 28.37             |                 |                   | 28.37             |                  |                   |                     |
| 4200 - Non-Tax Levy Revenue | 5,816.34          | 3,750.00        | 2,066.34          | 18,111.38         | 11,250.00        | 6,861.38          | 45,000.00           |
| <b>Total Income</b>         | <b>5,844.71</b>   | <b>3,750.00</b> | <b>2,094.71</b>   | <b>18,139.75</b>  | <b>11,250.00</b> | <b>6,889.75</b>   | <b>45,000.00</b>    |
| Gross Profit                | 5,844.71          | 3,750.00        | 2,094.71          | 18,139.75         | 11,250.00        | 6,889.75          | 45,000.00           |
| Expense                     |                   |                 |                   |                   |                  |                   |                     |
| 7100 - Managerial Expense   | 0.00              | 0.00            | 0.00              | 0.00              | 0.00             | 0.00              | 33,985.00           |
| <b>Total Expense</b>        | <b>0.00</b>       | <b>0.00</b>     | <b>0.00</b>       | <b>0.00</b>       | <b>0.00</b>      | <b>0.00</b>       | <b>33,985.00</b>    |
| Net Ordinary Income         | 5,844.71          | 3,750.00        | 2,094.71          | 18,139.75         | 11,250.00        | 6,889.75          | 11,015.00           |
| Other Income/Expense        |                   |                 |                   |                   |                  |                   |                     |
| Other Income                | 0.00              | 0.00            | 0.00              | 1,000,000.00      | 0.00             | 1,000,000.00      | 1,500,000.00        |
| Other Expense               |                   |                 |                   |                   |                  |                   |                     |
| 8100 - Capital Outlay       | 53,576.07         | 0.00            | 53,576.07         | 191,976.41        | 0.00             | 191,976.41        | 0.00                |
| 8500 - Debt Payments        | 0.00              |                 |                   | 0.00              |                  |                   | 236,530.00          |
| <b>Total Other Expense</b>  | <b>53,576.07</b>  | <b>0.00</b>     | <b>53,576.07</b>  | <b>191,976.41</b> | <b>0.00</b>      | <b>191,976.41</b> | <b>236,530.00</b>   |
| Net Other Income            | -53,576.07        | 0.00            | -53,576.07        | 808,023.59        | 0.00             | 808,023.59        | 1,263,470.00        |
| <b>Net Income</b>           | <b>-47,731.36</b> | <b>3,750.00</b> | <b>-51,481.36</b> | <b>826,163.34</b> | <b>11,250.00</b> | <b>814,913.34</b> | <b>1,274,485.00</b> |

**Superstition Fire & Medical District**  
**Profit & Loss Budget Performance - Debt Service Fund**  
**September 2024**

|                                | Sep 24           | Budget           | \$ Over Budget   | Jul - Sep 24     | YTD Budget       | \$ Over Budget   | Annual Budget      |
|--------------------------------|------------------|------------------|------------------|------------------|------------------|------------------|--------------------|
| <b>Ordinary Income/Expense</b> |                  |                  |                  |                  |                  |                  |                    |
| Income                         |                  |                  |                  |                  |                  |                  |                    |
| 4000 - Tax Levy Revenue        | 52,717.60        | 42,000.00        | 10,717.60        | 56,194.95        | 43,600.00        | 12,594.95        | 662,177.00         |
| 4200 - Non-Tax Levy Revenue    | 508.37           | 650.00           | -141.63          | 2,673.03         | 1,950.00         | 723.03           | 8,000.00           |
| <b>Total Income</b>            | <b>53,225.97</b> | <b>42,650.00</b> | <b>10,575.97</b> | <b>58,867.98</b> | <b>45,550.00</b> | <b>13,317.98</b> | <b>670,177.00</b>  |
| <b>Gross Profit</b>            | <b>53,225.97</b> | <b>42,650.00</b> | <b>10,575.97</b> | <b>58,867.98</b> | <b>45,550.00</b> | <b>13,317.98</b> | <b>670,177.00</b>  |
| <b>Expense</b>                 |                  |                  |                  |                  |                  |                  |                    |
| 7100 - Managerial Expense      | 0.00             | 0.00             | 0.00             | 0.00             | 0.00             | 0.00             | 55,949.00          |
| <b>Total Expense</b>           | <b>0.00</b>      | <b>0.00</b>      | <b>0.00</b>      | <b>0.00</b>      | <b>0.00</b>      | <b>0.00</b>      | <b>55,949.00</b>   |
| <b>Net Ordinary Income</b>     | <b>53,225.97</b> | <b>42,650.00</b> | <b>10,575.97</b> | <b>58,867.98</b> | <b>45,550.00</b> | <b>13,317.98</b> | <b>614,228.00</b>  |
| <b>Other Income/Expense</b>    |                  |                  |                  |                  |                  |                  |                    |
| Other Income                   | 0.00             | 0.00             | 0.00             | 0.00             | 0.00             | 0.00             | 47,413.00          |
| <b>Other Expense</b>           |                  |                  |                  |                  |                  |                  |                    |
| 8500 - Debt Payments           | 0.00             | 0.00             | 0.00             | 0.00             | 0.00             | 0.00             | 639,000.00         |
| <b>Total Other Expense</b>     | <b>0.00</b>      | <b>0.00</b>      | <b>0.00</b>      | <b>0.00</b>      | <b>0.00</b>      | <b>0.00</b>      | <b>639,000.00</b>  |
| <b>Net Other Income</b>        | <b>0.00</b>      | <b>0.00</b>      | <b>0.00</b>      | <b>0.00</b>      | <b>0.00</b>      | <b>0.00</b>      | <b>-591,587.00</b> |
| <b>Net Income</b>              | <b>53,225.97</b> | <b>42,650.00</b> | <b>10,575.97</b> | <b>58,867.98</b> | <b>45,550.00</b> | <b>13,317.98</b> | <b>22,641.00</b>   |

**Superstition Fire & Medical District**  
**Profit & Loss Budget Performance - COP Reserve Fund**  
**September 2024**

|                                     | Sep 24   | Budget   | \$ Over Budget | Jul - Sep 24 | YTD Budget | \$ Over Budget | Annual Budget |
|-------------------------------------|----------|----------|----------------|--------------|------------|----------------|---------------|
| Ordinary Income/Expense             |          |          |                |              |            |                |               |
| Income                              |          |          |                |              |            |                |               |
| 4200 - Non-Tax Levy Revenue         | 7,117.91 | 4,500.00 | 2,617.91       | 23,800.44    | 13,500.00  | 10,300.44      | 55,000.00     |
| Total Income                        | 7,117.91 | 4,500.00 | 2,617.91       | 23,800.44    | 13,500.00  | 10,300.44      | 55,000.00     |
| Gross Profit                        | 7,117.91 | 4,500.00 | 2,617.91       | 23,800.44    | 13,500.00  | 10,300.44      | 55,000.00     |
| Net Ordinary Income                 | 7,117.91 | 4,500.00 | 2,617.91       | 23,800.44    | 13,500.00  | 10,300.44      | 55,000.00     |
| Other Income/Expense                |          |          |                |              |            |                |               |
| Other Expense                       |          |          |                |              |            |                |               |
| 9501 - Transfers Out to other Funds | 0.00     | 0.00     | 0.00           | 0.00         | 0.00       | 0.00           | 268,252.00    |
| Total Other Expense                 | 0.00     | 0.00     | 0.00           | 0.00         | 0.00       | 0.00           | 268,252.00    |
| Net Other Income                    | 0.00     | 0.00     | 0.00           | 0.00         | 0.00       | 0.00           | -268,252.00   |
| Net Income                          | 7,117.91 | 4,500.00 | 2,617.91       | 23,800.44    | 13,500.00  | 10,300.44      | -213,252.00   |



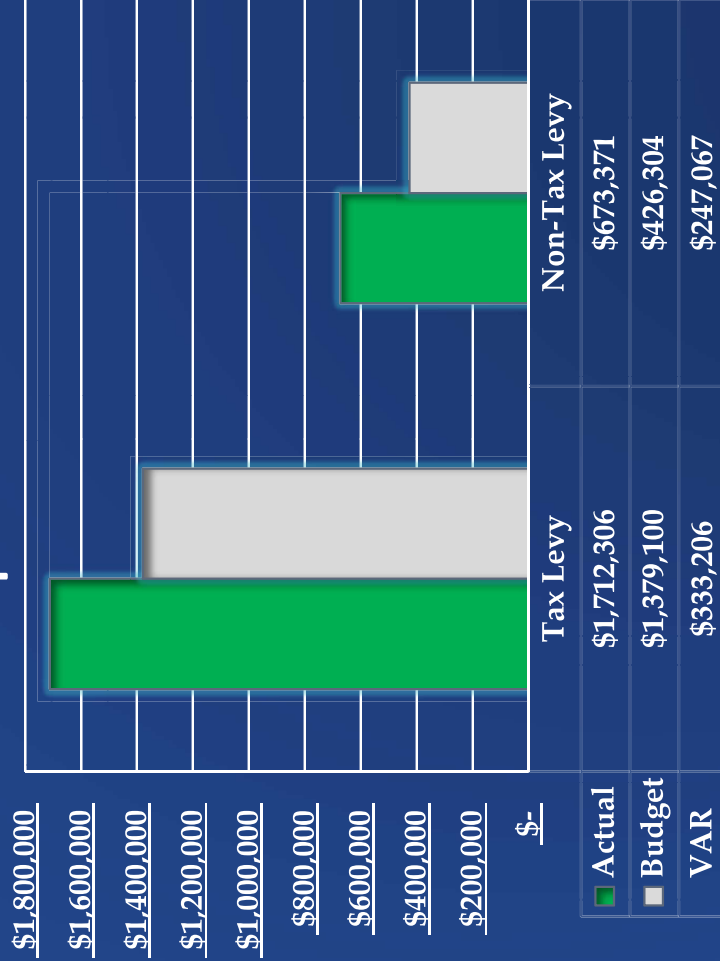


# Revenue Actuals vs. Budget

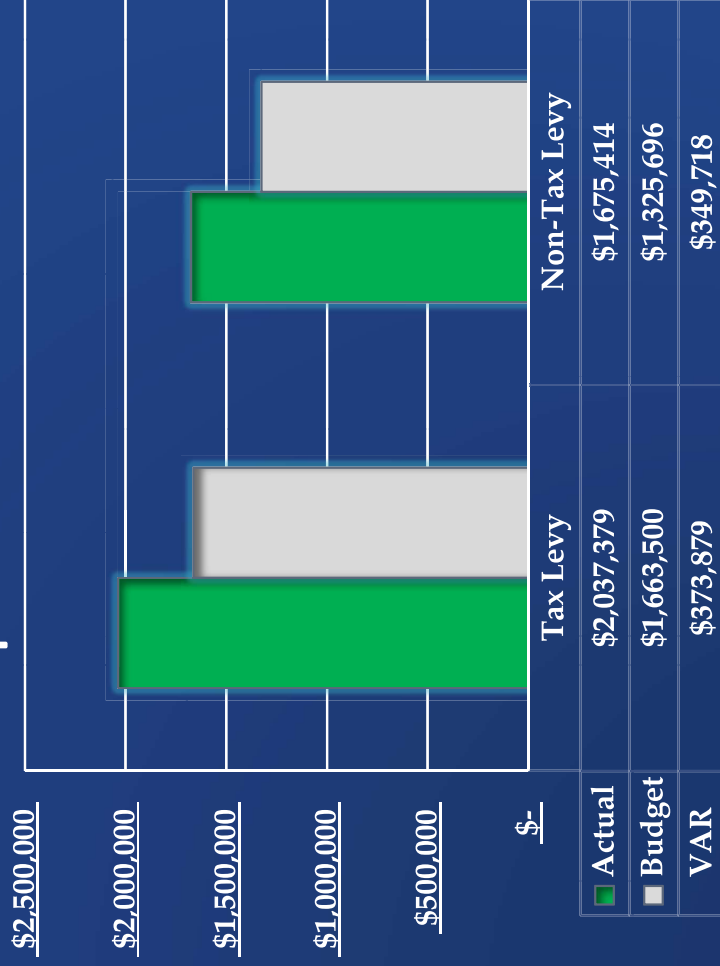


JAMES VINCENT GROUP  
ACCOUNTING & CONSULTING

## September



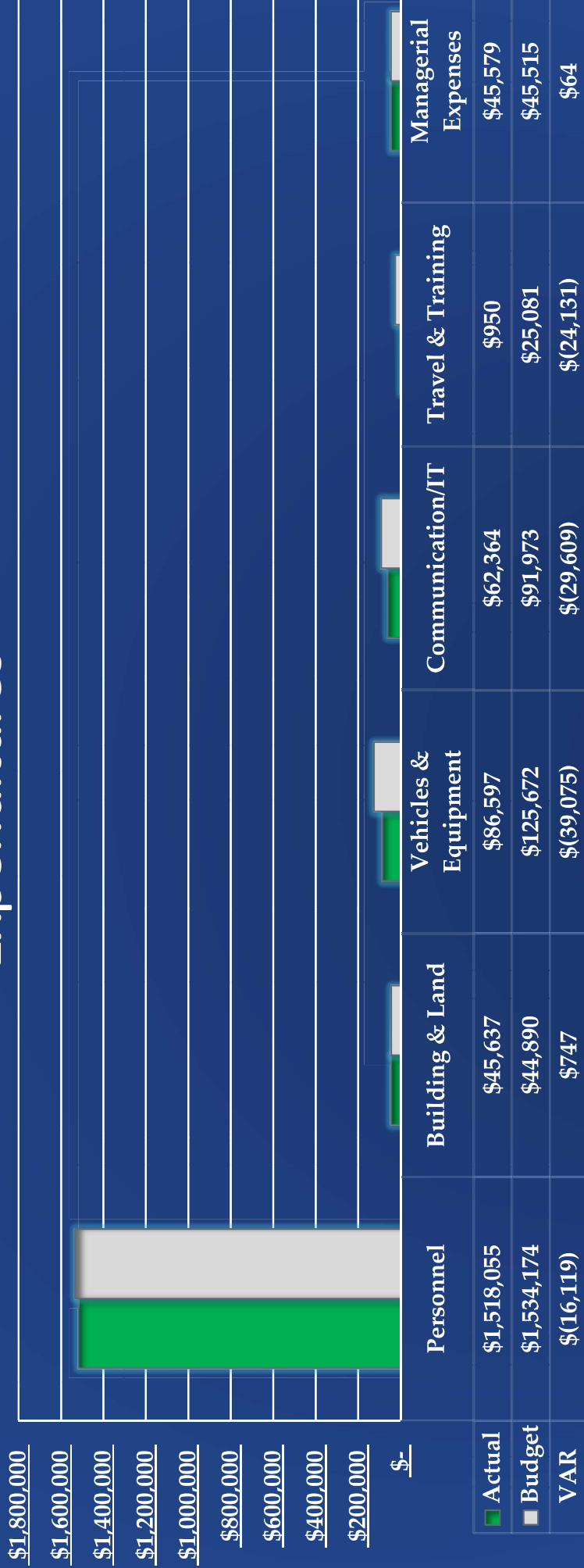
## September YTD





# September 2024 Actuals vs. Budget

## Expenditures



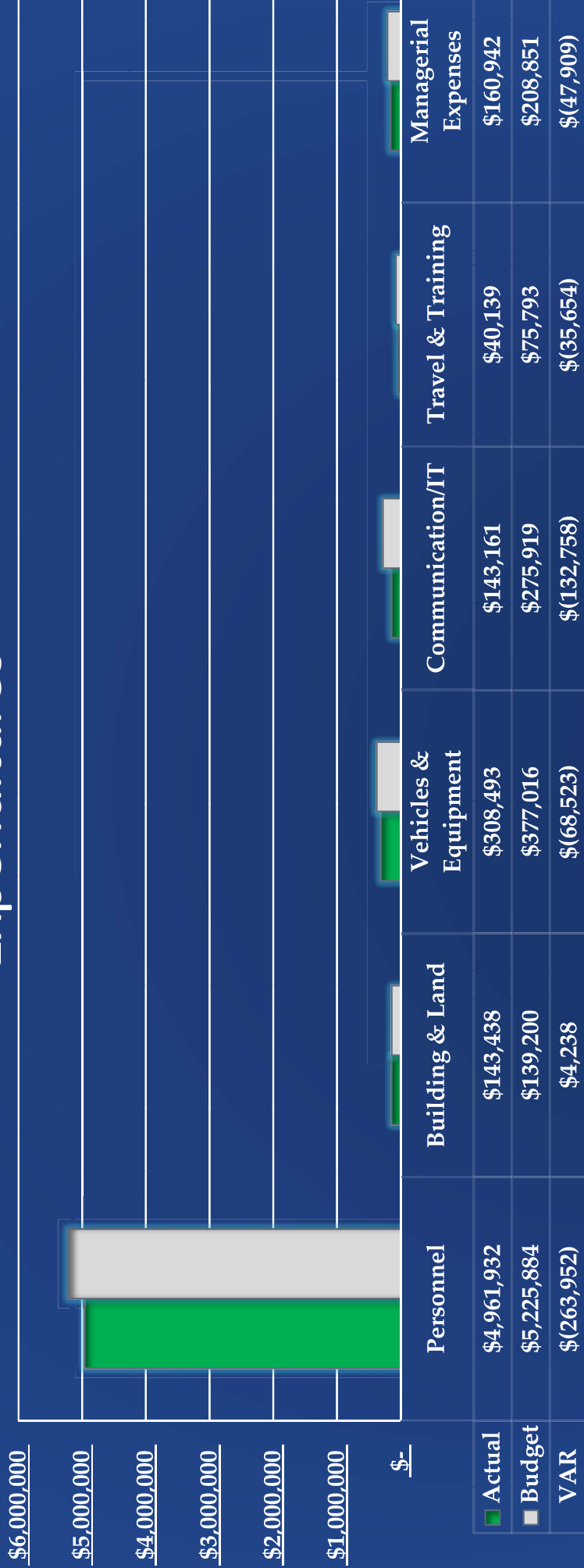


# YTD Actuals vs. Budget

## Expenditures



JAMES VINCENT GROUP  
ACCOUNTING & CONSULTING





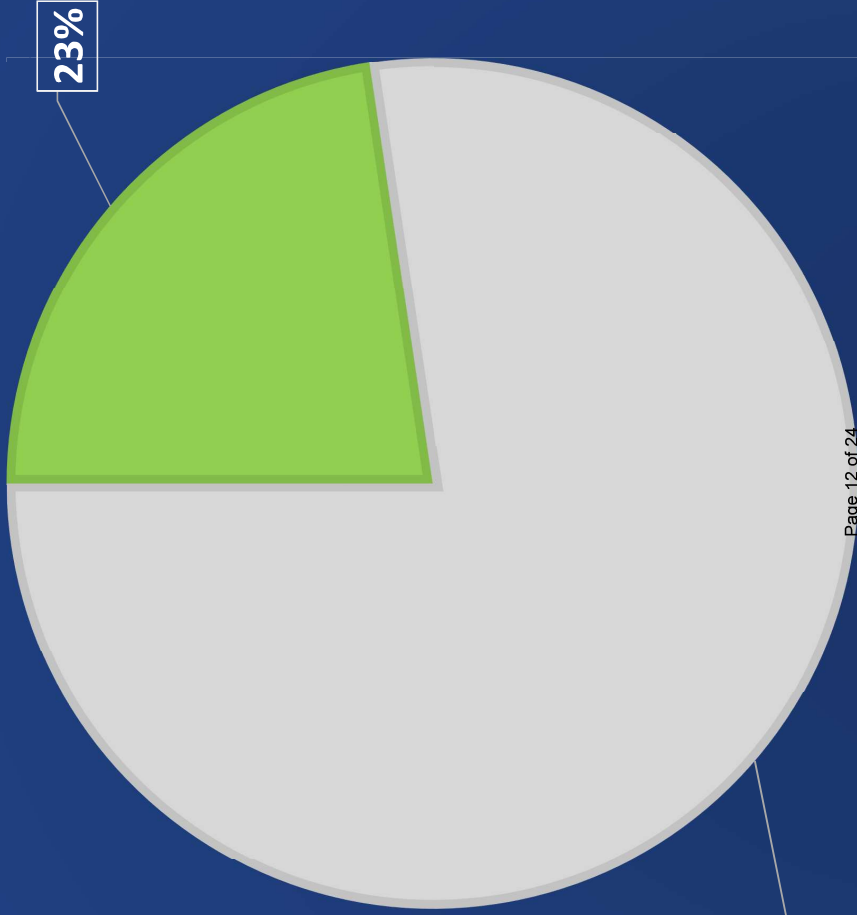
# YTD Expenses as a Percentage of Budget



JAMES VINCENT GROUP  
ACCOUNTING & CONSULTING

■ Actual YTD   ■ Budget Remaining

September 2024 Targeted % - 25%



77%

\*This includes the General, Transport Services and Special Revenue Funds

# Superstition Fire & Medical District Transaction Detail by Account September 2024

7:06 AM  
10/09/24  
Accrual Basis

| Type   | Date       | Num | Name | Memo             | Class | Clr | Split              | Debit        | Credit       | Balance       |
|--|------------|-----|------|------------------|-------|-----|--------------------|--------------|--------------|---------------|
| <b>10100 - Fund Cash - General (M&amp;O)</b> |            |     |      |                  |       |     |                    |              |              |               |
| Check  | 09/05/2024 | EFT |      | Wire Fees        |       | X   | 7109 - Bank F...   |              | 20.00        | -20.00        |
| Check  | 09/05/2024 | EFT |      | Wire Fees        |       | X   | 7109 - Bank F...   |              | 5.00         | -25.00        |
| Transfer                                     | 09/05/2024 |     |      | Funds Transfer   |       | X   | 10150 - Payroll... |              | 650,000.00   | -650,025.00   |
| Check  | 09/19/2024 | EFT |      | Wire Fees        |       | X   | 7109 - Bank F...   |              | 20.00        | -650,045.00   |
| Check  | 09/19/2024 | EFT |      | Wire Fees        |       | X   | 7109 - Bank F...   |              | 5.00         | -650,050.00   |
| Transfer                                     | 09/19/2024 |     |      | Funds Transfer   |       | X   | 10150 - Payroll... |              | 400,000.00   | -1,050,050.00 |
| Deposit                                      | 09/25/2024 |     |      | Deposit          |       | X   | -SPLIT-            | 13,215.19    |              | -1,036,834.81 |
| Deposit                                      | 09/25/2024 |     |      | Deposit          |       | X   | -SPLIT-            | 2,600.00     |              | -1,034,234.81 |
| Deposit                                      | 09/25/2024 |     |      | Deposit          |       | X   | -SPLIT-            | 900.00       |              | -1,033,334.81 |
| Deposit                                      | 09/25/2024 |     |      | Deposit          |       | X   | -SPLIT-            | 140.00       |              | -1,033,194.81 |
| General Journal                              | 09/30/2024 | 670 |      | To Record Pr...  |       | X   | 4010 - Propert...  | 1,720,557.22 |              | 687,362.41    |
| Total 10100 - Fund Cash - General (M&O)      |            |     |      |                  |       |     |                    | 1,737,412.41 | 1,050,050.00 | 687,362.41    |
| <b>10120 - Ambulance Operating</b>           |            |     |      |                  |       |     |                    |              |              |               |
| General Journal                              | 09/30/2024 | 671 |      | To Record Int... |       | X   | 4250 - Interest... | 53.51        |              | 53.51         |
| Total 10120 - Ambulance Operating            |            |     |      |                  |       |     |                    | 53.51        | 0.00         | 53.51         |
| <b>10130 - Ambulance Payroll</b>             |            |     |      |                  |       |     |                    |              |              |               |
| Deposit                                      | 09/03/2024 |     |      | Deposit          |       | X   | 4210 - Ambula...   | 6,414.87     |              | 6,414.87      |
| Deposit                                      | 09/03/2024 |     |      | Deposit          |       | X   | 4210 - Ambula...   | 3,834.52     |              | 10,249.39     |
| Deposit                                      | 09/03/2024 |     |      | Deposit          |       | X   | 4210 - Ambula...   | 2,394.18     |              | 12,643.57     |
| Deposit                                      | 09/03/2024 |     |      | Deposit          |       | X   | 4210 - Ambula...   | 1,634.05     |              | 14,277.62     |
| Deposit                                      | 09/03/2024 |     |      | Deposit          |       | X   | 4210 - Ambula...   | 1,546.57     |              | 15,824.19     |
| Deposit                                      | 09/03/2024 |     |      | Deposit          |       | X   | 4210 - Ambula...   | 854.75       |              | 16,678.94     |
| Deposit                                      | 09/03/2024 |     |      | Deposit          |       | X   | 4210 - Ambula...   | 543.41       |              | 17,222.35     |
| Deposit                                      | 09/03/2024 |     |      | Deposit          |       | X   | 4210 - Ambula...   | 415.00       |              | 17,637.35     |
| Deposit                                      | 09/03/2024 |     |      | Deposit          |       | X   | 4210 - Ambula...   | 289.91       |              | 17,927.26     |
| Deposit                                      | 09/03/2024 |     |      | Deposit          |       | X   | 4210 - Ambula...   | 250.00       |              | 18,177.26     |
| Deposit                                      | 09/03/2024 |     |      | Deposit          |       | X   | 4210 - Ambula...   | 250.00       |              | 18,427.26     |
| Deposit                                      | 09/03/2024 |     |      | Deposit          |       | X   | 4210 - Ambula...   | 245.20       |              | 18,672.46     |
| Deposit                                      | 09/03/2024 |     |      | Deposit          |       | X   | 4210 - Ambula...   | 200.00       |              | 18,872.46     |
| Deposit                                      | 09/03/2024 |     |      | Deposit          |       | X   | 4210 - Ambula...   | 94.61        |              | 18,967.07     |
| Deposit                                      | 09/03/2024 |     |      | Deposit          |       | X   | 4210 - Ambula...   | 25.00        |              | 18,992.07     |
| Check  | 09/03/2024 |     |      |                  |       | X   | 7109 - Bank F...   |              | 1,548.11     | 17,443.96     |
| Deposit                                      | 09/04/2024 | EFT |      | Deposit          |       | X   | 4210 - Ambula...   | 2,512.43     |              | 19,956.39     |
| Deposit                                      | 09/04/2024 |     |      | Deposit          |       | X   | 4210 - Ambula...   | 2,270.40     |              | 22,226.79     |
| Deposit                                      | 09/04/2024 |     |      | Deposit          |       | X   | 4200 - Non-Ta...   | 1,849.57     |              | 24,076.36     |
| Deposit                                      | 09/04/2024 |     |      | Deposit          |       | X   | 4210 - Ambula...   | 1,746.91     |              | 25,823.27     |
| Deposit                                      | 09/04/2024 |     |      | Deposit          |       | X   | 4210 - Ambula...   | 1,495.77     |              | 27,319.04     |
| Deposit                                      | 09/04/2024 |     |      | Deposit          |       | X   | 4210 - Ambula...   | 1,495.29     |              | 28,814.33     |
| Deposit                                      | 09/04/2024 |     |      | Deposit          |       | X   | 4210 - Ambula...   | 1,190.61     |              | 30,004.94     |
| Deposit                                      | 09/04/2024 |     |      | Deposit          |       | X   | 4210 - Ambula...   | 977.42       |              | 30,982.36     |
| Deposit                                      | 09/04/2024 |     |      | Deposit          |       | X   | 4210 - Ambula...   | 801.89       |              | 31,784.25     |
| Deposit                                      | 09/04/2024 |     |      | Deposit          |       | X   | 4210 - Ambula...   | 773.56       |              | 32,557.81     |
| Deposit                                      | 09/04/2024 |     |      | Deposit          |       | X   | 4210 - Ambula...   | 694.83       |              | 33,252.64     |
| Deposit                                      | 09/04/2024 |     |      | Deposit          |       | X   | 4210 - Ambula...   | 616.13       |              | 33,868.77     |
| Deposit                                      | 09/04/2024 |     |      | Deposit          |       | X   | 4210 - Ambula...   | 578.46       |              | 34,447.23     |
| Deposit                                      | 09/04/2024 |     |      | Deposit          |       | X   | 4210 - Ambula...   | 75.98        |              | 34,523.21     |

# Superstition Fire & Medical District Transaction Detail by Account September 2024

7:06 AM  
10/09/24  
Accrual Basis

| Type    | Date       | Num | Name | Memo    | Class | Clr | Split            | Debit     | Credit | Balance    |
|---------|------------|-----|------|---------|-------|-----|------------------|-----------|--------|------------|
| Deposit | 09/05/2024 |     |      | Deposit |       | X   | 4210 · Ambula... | 14,988.80 |        | 49,512.01  |
| Deposit | 09/05/2024 |     |      | Deposit |       | X   | 4210 · Ambula... | 5,051.94  |        | 54,563.95  |
| Deposit | 09/05/2024 |     |      | Deposit |       | X   | 4210 · Ambula... | 2,384.97  |        | 56,948.92  |
| Deposit | 09/05/2024 |     |      | Deposit |       | X   | 4210 · Ambula... | 1,978.19  |        | 58,927.11  |
| Deposit | 09/05/2024 |     |      | Deposit |       | X   | 4210 · Ambula... | 1,423.74  |        | 60,350.85  |
| Deposit | 09/05/2024 |     |      | Deposit |       | X   | 4210 · Ambula... | 1,306.31  |        | 61,657.16  |
| Deposit | 09/05/2024 |     |      | Deposit |       | X   | 4210 · Ambula... | 1,247.42  |        | 62,904.58  |
| Deposit | 09/05/2024 |     |      | Deposit |       | X   | 4210 · Ambula... | 1,001.25  |        | 63,905.83  |
| Deposit | 09/05/2024 |     |      | Deposit |       | X   | 4210 · Ambula... | 695.49    |        | 64,601.32  |
| Deposit | 09/05/2024 |     |      | Deposit |       | X   | 4210 · Ambula... | 686.09    |        | 65,287.41  |
| Deposit | 09/05/2024 |     |      | Deposit |       | X   | 4210 · Ambula... | 465.00    |        | 65,752.41  |
| Deposit | 09/05/2024 |     |      | Deposit |       | X   | 4210 · Ambula... | 256.39    |        | 66,008.80  |
| Deposit | 09/05/2024 |     |      | Deposit |       | X   | 4210 · Ambula... | 125.56    |        | 66,134.36  |
| Deposit | 09/05/2024 |     |      | Deposit |       | X   | 4210 · Ambula... | 34.64     |        | 66,169.00  |
| Deposit | 09/06/2024 |     |      | Deposit |       | X   | 4210 · Ambula... | 3,037.93  |        | 69,206.93  |
| Deposit | 09/06/2024 |     |      | Deposit |       | X   | 4210 · Ambula... | 1,895.94  |        | 71,102.87  |
| Deposit | 09/06/2024 |     |      | Deposit |       | X   | 4210 · Ambula... | 1,837.85  |        | 72,940.72  |
| Deposit | 09/06/2024 |     |      | Deposit |       | X   | 4210 · Ambula... | 1,766.42  |        | 74,707.14  |
| Deposit | 09/06/2024 |     |      | Deposit |       | X   | 4210 · Ambula... | 1,410.86  |        | 76,118.00  |
| Deposit | 09/06/2024 |     |      | Deposit |       | X   | 4210 · Ambula... | 1,337.11  |        | 77,455.11  |
| Deposit | 09/06/2024 |     |      | Deposit |       | X   | 4210 · Ambula... | 1,319.62  |        | 78,774.73  |
| Deposit | 09/06/2024 |     |      | Deposit |       | X   | 4210 · Ambula... | 1,132.24  |        | 79,906.97  |
| Deposit | 09/06/2024 |     |      | Deposit |       | X   | 4210 · Ambula... | 826.07    |        | 80,733.04  |
| Deposit | 09/06/2024 |     |      | Deposit |       | X   | 4210 · Ambula... | 567.40    |        | 81,300.44  |
| Deposit | 09/06/2024 |     |      | Deposit |       | X   | 4210 · Ambula... | 534.65    |        | 81,835.09  |
| Deposit | 09/06/2024 |     |      | Deposit |       | X   | 4210 · Ambula... | 516.74    |        | 82,351.83  |
| Deposit | 09/06/2024 |     |      | Deposit |       | X   | 4210 · Ambula... | 280.89    |        | 82,632.72  |
| Deposit | 09/06/2024 |     |      | Deposit |       | X   | 4210 · Ambula... | 119.48    |        | 82,752.20  |
| Deposit | 09/06/2024 |     |      | Deposit |       | X   | 4210 · Ambula... | 109.18    |        | 82,861.38  |
| Deposit | 09/09/2024 |     |      | Deposit |       | X   | 4210 · Ambula... | 26,748.21 |        | 109,609.59 |
| Deposit | 09/09/2024 |     |      | Deposit |       | X   | 4210 · Ambula... | 4,107.72  |        | 113,717.31 |
| Deposit | 09/09/2024 |     |      | Deposit |       | X   | 4210 · Ambula... | 3,825.54  |        | 117,542.85 |
| Deposit | 09/09/2024 |     |      | Deposit |       | X   | 4210 · Ambula... | 1,300.14  |        | 118,842.99 |
| Deposit | 09/09/2024 |     |      | Deposit |       | X   | 4210 · Ambula... | 1,235.89  |        | 120,078.88 |
| Deposit | 09/09/2024 |     |      | Deposit |       | X   | 4210 · Ambula... | 1,090.04  |        | 121,168.92 |
| Deposit | 09/09/2024 |     |      | Deposit |       | X   | 4210 · Ambula... | 782.43    |        | 121,951.35 |
| Deposit | 09/09/2024 |     |      | Deposit |       | X   | 4210 · Ambula... | 511.63    |        | 122,462.98 |
| Deposit | 09/09/2024 |     |      | Deposit |       | X   | 4210 · Ambula... | 323.48    |        | 122,786.46 |
| Deposit | 09/09/2024 |     |      | Deposit |       | X   | 4210 · Ambula... | 308.96    |        | 123,095.42 |
| Deposit | 09/09/2024 |     |      | Deposit |       | X   | 4210 · Ambula... | 234.67    |        | 123,330.09 |
| Deposit | 09/09/2024 |     |      | Deposit |       | X   | 4210 · Ambula... | 106.43    |        | 123,436.52 |
| Deposit | 09/10/2024 |     |      | Deposit |       | X   | 4210 · Ambula... | 3,573.47  |        | 127,009.99 |
| Deposit | 09/10/2024 |     |      | Deposit |       | X   | 4210 · Ambula... | 1,313.32  |        | 128,323.31 |
| Deposit | 09/10/2024 |     |      | Deposit |       | X   | 4210 · Ambula... | 1,290.08  |        | 129,613.39 |
| Deposit | 09/10/2024 |     |      | Deposit |       | X   | 4210 · Ambula... | 1,207.88  |        | 130,821.27 |
| Deposit | 09/10/2024 |     |      | Deposit |       | X   | 4210 · Ambula... | 906.06    |        | 131,727.33 |
| Deposit | 09/10/2024 |     |      | Deposit |       | X   | 4210 · Ambula... | 419.31    |        | 132,146.64 |
| Deposit | 09/10/2024 |     |      | Deposit |       | X   | 4210 · Ambula... | 220.00    |        | 132,366.64 |
| Deposit | 09/10/2024 |     |      | Deposit |       | X   | 4210 · Ambula... | 213.90    |        | 132,580.54 |
| Deposit | 09/11/2024 |     |      | Deposit |       | X   | 4210 · Ambula... | 2,975.94  |        | 135,556.48 |

# Superstition Fire & Medical District Transaction Detail by Account September 2024

7:06 AM  
10/09/24  
Accrual Basis

| Type    | Date       | Num | Name | Memo    | Class | Clr | Split            | Debit    | Credit | Balance    |
|---------|------------|-----|------|---------|-------|-----|------------------|----------|--------|------------|
| Deposit | 09/11/2024 |     |      | Deposit |       | X   | 4210 · Ambula... | 2,474.22 |        | 138,030.70 |
| Deposit | 09/11/2024 |     |      | Deposit |       | X   | 4210 · Ambula... | 2,118.84 |        | 140,149.54 |
| Deposit | 09/11/2024 |     |      | Deposit |       | X   | 4210 · Ambula... | 1,639.88 |        | 141,789.42 |
| Deposit | 09/11/2024 |     |      | Deposit |       | X   | 4210 · Ambula... | 1,426.92 |        | 143,216.34 |
| Deposit | 09/11/2024 |     |      | Deposit |       | X   | 4210 · Ambula... | 1,260.60 |        | 144,476.94 |
| Deposit | 09/11/2024 |     |      | Deposit |       | X   | 4210 · Ambula... | 569.74   |        | 145,046.68 |
| Deposit | 09/11/2024 |     |      | Deposit |       | X   | 4210 · Ambula... | 225.04   |        | 145,271.72 |
| Deposit | 09/11/2024 |     |      | Deposit |       | X   | 4210 · Ambula... | 6,689.71 |        | 151,961.43 |
| Deposit | 09/11/2024 |     |      | Deposit |       | X   | 4210 · Ambula... | 3,773.03 |        | 155,734.46 |
| Deposit | 09/11/2024 |     |      | Deposit |       | X   | 4210 · Ambula... | 1,712.92 |        | 157,447.38 |
| Deposit | 09/11/2024 |     |      | Deposit |       | X   | 4210 · Ambula... | 1,552.25 |        | 158,999.63 |
| Deposit | 09/11/2024 |     |      | Deposit |       | X   | 4210 · Ambula... | 1,270.73 |        | 160,270.36 |
| Deposit | 09/11/2024 |     |      | Deposit |       | X   | 4210 · Ambula... | 337.54   |        | 160,607.90 |
| Deposit | 09/11/2024 |     |      | Deposit |       | X   | 4210 · Ambula... | 34.27    |        | 160,642.17 |
| Deposit | 09/13/2024 |     |      | Deposit |       | X   | 4210 · Ambula... | 7,734.43 |        | 168,376.60 |
| Deposit | 09/13/2024 |     |      | Deposit |       | X   | 4210 · Ambula... | 3,480.69 |        | 171,857.29 |
| Deposit | 09/13/2024 |     |      | Deposit |       | X   | 4210 · Ambula... | 3,126.98 |        | 174,984.27 |
| Deposit | 09/13/2024 |     |      | Deposit |       | X   | 4210 · Ambula... | 2,774.35 |        | 177,758.62 |
| Deposit | 09/13/2024 |     |      | Deposit |       | X   | 4210 · Ambula... | 1,464.02 |        | 179,222.64 |
| Deposit | 09/13/2024 |     |      | Deposit |       | X   | 4210 · Ambula... | 1,234.24 |        | 180,456.88 |
| Deposit | 09/13/2024 |     |      | Deposit |       | X   | 4210 · Ambula... | 1,057.79 |        | 181,514.67 |
| Deposit | 09/13/2024 |     |      | Deposit |       | X   | 4210 · Ambula... | 869.43   |        | 182,384.10 |
| Deposit | 09/13/2024 |     |      | Deposit |       | X   | 4210 · Ambula... | 523.60   |        | 182,907.70 |
| Deposit | 09/13/2024 |     |      | Deposit |       | X   | 4210 · Ambula... | 425.62   |        | 183,333.32 |
| Deposit | 09/13/2024 |     |      | Deposit |       | X   | 4210 · Ambula... | 115.55   |        | 183,448.87 |
| Deposit | 09/13/2024 |     |      | Deposit |       | X   | 4210 · Ambula... | 25.00    |        | 183,473.87 |
| Deposit | 09/16/2024 |     |      | Deposit |       | X   | 4210 · Ambula... | 6,584.19 |        | 190,058.06 |
| Deposit | 09/16/2024 |     |      | Deposit |       | X   | 4210 · Ambula... | 3,849.23 |        | 193,907.29 |
| Deposit | 09/16/2024 |     |      | Deposit |       | X   | 4210 · Ambula... | 1,914.16 |        | 195,821.45 |
| Deposit | 09/16/2024 |     |      | Deposit |       | X   | 4210 · Ambula... | 1,247.42 |        | 197,068.87 |
| Deposit | 09/16/2024 |     |      | Deposit |       | X   | 4210 · Ambula... | 733.31   |        | 197,802.18 |
| Deposit | 09/16/2024 |     |      | Deposit |       | X   | 4210 · Ambula... | 675.77   |        | 198,477.95 |
| Deposit | 09/16/2024 |     |      | Deposit |       | X   | 4210 · Ambula... | 599.51   |        | 199,077.46 |
| Deposit | 09/16/2024 |     |      | Deposit |       | X   | 4210 · Ambula... | 555.78   |        | 199,633.24 |
| Deposit | 09/16/2024 |     |      | Deposit |       | X   | 4210 · Ambula... | 500.46   |        | 200,133.70 |
| Deposit | 09/16/2024 |     |      | Deposit |       | X   | 4210 · Ambula... | 431.93   |        | 200,565.63 |
| Deposit | 09/16/2024 |     |      | Deposit |       | X   | 4210 · Ambula... | 290.00   |        | 200,855.63 |
| Deposit | 09/16/2024 |     |      | Deposit |       | X   | 4210 · Ambula... | 155.18   |        | 201,010.81 |
| Deposit | 09/16/2024 |     |      | Deposit |       | X   | 4210 · Ambula... | 104.11   |        | 201,114.92 |
| Deposit | 09/17/2024 |     |      | Deposit |       | X   | 4210 · Ambula... | 25.00    |        | 201,139.92 |
| Deposit | 09/17/2024 |     |      | Deposit |       | X   | 4210 · Ambula... | 8,147.93 |        | 209,287.85 |
| Deposit | 09/17/2024 |     |      | Deposit |       | X   | 4210 · Ambula... | 2,969.75 |        | 212,257.60 |
| Deposit | 09/17/2024 |     |      | Deposit |       | X   | 4210 · Ambula... | 1,338.57 |        | 213,596.17 |
| Deposit | 09/17/2024 |     |      | Deposit |       | X   | 4210 · Ambula... | 987.79   |        | 214,583.96 |
| Deposit | 09/17/2024 |     |      | Deposit |       | X   | -SPLIT-          | 420.00   |        | 215,003.96 |
| Deposit | 09/18/2024 |     |      | Deposit |       | X   | 4210 · Ambula... | 3,792.93 |        | 218,796.89 |
| Deposit | 09/18/2024 |     |      | Deposit |       | X   | 4210 · Ambula... | 2,678.50 |        | 221,475.39 |
| Deposit | 09/18/2024 |     |      | Deposit |       | X   | 4210 · Ambula... | 2,352.24 |        | 223,827.63 |
| Deposit | 09/18/2024 |     |      | Deposit |       | X   | 4210 · Ambula... | 1,895.48 |        | 225,723.11 |
| Deposit | 09/18/2024 |     |      | Deposit |       | X   | 4210 · Ambula... | 1,516.32 |        | 227,239.43 |

# Superstition Fire & Medical District Transaction Detail by Account September 2024

7:06 AM  
10/09/24  
Accrual Basis

| Type     | Date       | Num | Name | Memo           | Class | Clr | Split              | Debit     | Credit     | Balance    |
|----------|------------|-----|------|----------------|-------|-----|--------------------|-----------|------------|------------|
| Deposit  | 09/18/2024 |     |      | Deposit        |       | X   | 4210 · Ambula...   | 327.24    |            | 227,566.67 |
| Deposit  | 09/18/2024 |     |      | Deposit        |       | X   | 4210 · Ambula...   | 136.29    |            | 227,702.96 |
| Deposit  | 09/18/2024 |     |      | Deposit        |       | X   | 4210 · Ambula...   | 120.74    |            | 227,823.70 |
| Deposit  | 09/18/2024 |     |      | Deposit        |       | X   | 4210 · Ambula...   | 5,134.66  |            | 232,958.36 |
| Deposit  | 09/18/2024 |     |      | Deposit        |       | X   | 4210 · Ambula...   | 4,322.00  |            | 237,280.36 |
| Deposit  | 09/19/2024 |     |      | Deposit        |       | X   | 4210 · Ambula...   | 2,750.22  |            | 240,030.58 |
| Deposit  | 09/19/2024 |     |      | Deposit        |       | X   | 4210 · Ambula...   | 882.81    |            | 240,913.39 |
| Deposit  | 09/19/2024 |     |      | Deposit        |       | X   | 4210 · Ambula...   | 254.79    |            | 241,168.18 |
| Deposit  | 09/19/2024 |     |      | Deposit        |       | X   | 4210 · Ambula...   | 230.57    |            | 241,398.75 |
| Transfer | 09/19/2024 |     |      | Funds Transfer |       | X   | 10150 · Payroll... |           | 303,417.08 | -62,018.33 |
| Deposit  | 09/20/2024 |     |      | Deposit        |       | X   | 4210 · Ambula...   | 11,685.70 |            | -50,332.63 |
| Deposit  | 09/20/2024 |     |      | Deposit        |       | X   | 4210 · Ambula...   | 9,922.06  |            | -40,410.57 |
| Deposit  | 09/20/2024 |     |      | Deposit        |       | X   | 4210 · Ambula...   | 3,926.78  |            | -36,483.79 |
| Deposit  | 09/20/2024 |     |      | Deposit        |       | X   | 4210 · Ambula...   | 1,250.00  |            | -35,233.79 |
| Deposit  | 09/20/2024 |     |      | Deposit        |       | X   | 4210 · Ambula...   | 1,184.56  |            | -34,049.23 |
| Deposit  | 09/20/2024 |     |      | Deposit        |       | X   | 4210 · Ambula...   | 1,052.52  |            | -32,996.71 |
| Deposit  | 09/20/2024 |     |      | Deposit        |       | X   | 4210 · Ambula...   | 897.08    |            | -32,099.63 |
| Deposit  | 09/20/2024 |     |      | Deposit        |       | X   | 4210 · Ambula...   | 526.46    |            | -31,573.17 |
| Deposit  | 09/20/2024 |     |      | Deposit        |       | X   | 4210 · Ambula...   | 358.87    |            | -31,214.30 |
| Deposit  | 09/23/2024 |     |      | Deposit        |       | X   | 4210 · Ambula...   | 2,783.89  |            | -28,430.41 |
| Deposit  | 09/23/2024 |     |      | Deposit        |       | X   | 4210 · Ambula...   | 2,057.56  |            | -26,372.85 |
| Deposit  | 09/23/2024 |     |      | Deposit        |       | X   | 4210 · Ambula...   | 1,526.56  |            | -24,846.29 |
| Deposit  | 09/23/2024 |     |      | Deposit        |       | X   | 4210 · Ambula...   | 1,061.61  |            | -23,784.68 |
| Deposit  | 09/23/2024 |     |      | Deposit        |       | X   | 4210 · Ambula...   | 634.85    |            | -23,149.83 |
| Deposit  | 09/23/2024 |     |      | Deposit        |       | X   | 4210 · Ambula...   | 561.24    |            | -22,588.59 |
| Deposit  | 09/23/2024 |     |      | Deposit        |       | X   | 4210 · Ambula...   | 150.00    |            | -22,438.59 |
| Deposit  | 09/23/2024 |     |      | Deposit        |       | X   | 4210 · Ambula...   | 121.63    |            | -22,316.96 |
| Deposit  | 09/23/2024 |     |      | Deposit        |       | X   | 4210 · Ambula...   | 118.84    |            | -22,198.12 |
| Deposit  | 09/24/2024 |     |      | Deposit        |       | X   | -SPLIT-            | 2,267.31  |            | -19,930.81 |
| Deposit  | 09/24/2024 |     |      | Deposit        |       | X   | 4210 · Ambula...   | 2,406.99  |            | -17,523.82 |
| Deposit  | 09/24/2024 |     |      | Deposit        |       | X   | 4210 · Ambula...   | 450.15    |            | -17,073.67 |
| Deposit  | 09/24/2024 |     |      | Deposit        |       | X   | 4210 · Ambula...   | 343.97    |            | -16,729.70 |
| Deposit  | 09/24/2024 |     |      | Deposit        |       | X   | 4210 · Ambula...   | 321.44    |            | -16,408.26 |
| Deposit  | 09/24/2024 |     |      | Deposit        |       | X   | 4210 · Ambula...   | 240.58    |            | -16,167.68 |
| Deposit  | 09/24/2024 |     |      | Deposit        |       | X   | 4210 · Ambula...   | 184.13    |            | -15,983.55 |
| Deposit  | 09/24/2024 |     |      | Deposit        |       | X   | 4210 · Ambula...   | 120.20    |            | -15,863.35 |
| Deposit  | 09/24/2024 |     |      | Deposit        |       | X   | 4210 · Ambula...   | 25.00     |            | -15,838.35 |
| Deposit  | 09/25/2024 |     |      | Deposit        |       | X   | 4210 · Ambula...   | 6,141.44  |            | -9,696.91  |
| Deposit  | 09/25/2024 |     |      | Deposit        |       | X   | 4210 · Ambula...   | 5,665.95  |            | -4,030.96  |
| Deposit  | 09/25/2024 |     |      | Deposit        |       | X   | 4210 · Ambula...   | 2,613.46  |            | -1,417.50  |
| Deposit  | 09/25/2024 |     |      | Deposit        |       | X   | 4210 · Ambula...   | 2,152.42  |            | 734.92     |
| Deposit  | 09/25/2024 |     |      | Deposit        |       | X   | 4210 · Ambula...   | 1,326.11  |            | 2,061.03   |
| Deposit  | 09/25/2024 |     |      | Deposit        |       | X   | 4210 · Ambula...   | 909.68    |            | 2,970.71   |
| Deposit  | 09/25/2024 |     |      | Deposit        |       | X   | 4210 · Ambula...   | 697.55    |            | 3,668.26   |
| Deposit  | 09/25/2024 |     |      | Deposit        |       | X   | 4210 · Ambula...   | 590.27    |            | 4,258.53   |
| Deposit  | 09/25/2024 |     |      | Deposit        |       | X   | 4210 · Ambula...   | 455.90    |            | 4,714.43   |
| Deposit  | 09/26/2024 |     |      | Deposit        |       | X   | 4210 · Ambula...   | 1,311.01  |            | 6,025.44   |
| Deposit  | 09/26/2024 |     |      | Deposit        |       | X   | 4210 · Ambula...   | 1,234.24  |            | 7,259.68   |
| Deposit  | 09/26/2024 |     |      | Deposit        |       | X   | 4210 · Ambula...   | 905.22    |            | 8,164.90   |
| Deposit  | 09/26/2024 |     |      | Deposit        |       | X   | 4210 · Ambula...   | 825.44    |            | 8,990.34   |



# Superstition Fire & Medical District Transaction Detail by Account September 2024

7:06 AM  
10/09/24  
Accrual Basis

| Type                             | Date       | Num | Name | Memo    | Class | Clr | Split            | Debit      | Credit     | Balance    |
|----------------------------------|------------|-----|------|---------|-------|-----|------------------|------------|------------|------------|
| Deposit                          | 09/26/2024 |     |      | Deposit |       | X   | 4210 · Ambula... | 821.68     |            | 9,812.02   |
| Deposit                          | 09/26/2024 |     |      | Deposit |       | X   | 4210 · Ambula... | 275.00     |            | 10,087.02  |
| Deposit                          | 09/26/2024 |     |      | Deposit |       | X   | 4210 · Ambula... | 252.20     |            | 10,339.22  |
| Deposit                          | 09/26/2024 |     |      | Deposit |       | X   | 4210 · Ambula... | 148.48     |            | 10,487.70  |
| Deposit                          | 09/26/2024 |     |      | Deposit |       | X   | 4210 · Ambula... | 102.03     |            | 10,589.73  |
| Deposit                          | 09/27/2024 |     |      | Deposit |       | X   | 4210 · Ambula... | 4,135.78   |            | 14,725.51  |
| Deposit                          | 09/27/2024 |     |      | Deposit |       | X   | 4210 · Ambula... | 3,875.00   |            | 18,600.51  |
| Deposit                          | 09/27/2024 |     |      | Deposit |       | X   | 4210 · Ambula... | 1,849.57   |            | 20,450.08  |
| Deposit                          | 09/27/2024 |     |      | Deposit |       | X   | 4210 · Ambula... | 1,820.26   |            | 22,270.34  |
| Deposit                          | 09/27/2024 |     |      | Deposit |       | X   | 4210 · Ambula... | 1,247.42   |            | 23,517.76  |
| Deposit                          | 09/27/2024 |     |      | Deposit |       | X   | 4210 · Ambula... | 1,087.81   |            | 24,605.57  |
| Deposit                          | 09/27/2024 |     |      | Deposit |       | X   | 4210 · Ambula... | 421.42     |            | 25,026.99  |
| Deposit                          | 09/27/2024 |     |      | Deposit |       | X   | 4210 · Ambula... | 350.00     |            | 25,376.99  |
| Deposit                          | 09/27/2024 |     |      | Deposit |       | X   | 4210 · Ambula... | 340.41     |            | 25,717.40  |
| Deposit                          | 09/27/2024 |     |      | Deposit |       | X   | 4210 · Ambula... | 267.81     |            | 25,985.21  |
| Deposit                          | 09/27/2024 |     |      | Deposit |       | X   | 4210 · Ambula... | 245.91     |            | 26,231.12  |
| Deposit                          | 09/27/2024 |     |      | Deposit |       | X   | 4210 · Ambula... | 109.29     |            | 26,340.41  |
| Deposit                          | 09/30/2024 |     |      | Deposit |       | X   | 4210 · Ambula... | 9,252.17   |            | 35,592.58  |
| Deposit                          | 09/30/2024 |     |      | Deposit |       | X   | 4210 · Ambula... | 430.00     |            | 36,022.58  |
| Deposit                          | 09/30/2024 |     |      | Deposit |       | X   | 4210 · Ambula... | 2,250.79   |            | 38,273.37  |
| Deposit                          | 09/30/2024 |     |      | Deposit |       | X   | 4210 · Ambula... | 1,377.76   |            | 39,651.13  |
| Deposit                          | 09/30/2024 |     |      | Deposit |       | X   | 4210 · Ambula... | 1,297.20   |            | 40,948.33  |
| Deposit                          | 09/30/2024 |     |      | Deposit |       | X   | 4210 · Ambula... | 1,256.11   |            | 42,204.44  |
| Deposit                          | 09/30/2024 |     |      | Deposit |       | X   | 4210 · Ambula... | 905.24     |            | 43,109.68  |
| Deposit                          | 09/30/2024 |     |      | Deposit |       | X   | 4210 · Ambula... | 715.92     |            | 43,825.60  |
| Deposit                          | 09/30/2024 |     |      | Deposit |       | X   | 4210 · Ambula... | 309.96     |            | 44,135.56  |
| Deposit                          | 09/30/2024 |     |      | Deposit |       | X   | 4210 · Ambula... | 109.83     |            | 44,245.39  |
| Total 10130 · Ambulance Payroll  |            |     |      |         |       |     |                  | 349,210.58 | 304,965.19 | 44,245.39  |
| <b>10140 · Transport Lockbox</b> |            |     |      |         |       |     |                  |            |            |            |
| Deposit                          | 09/03/2024 |     |      | Deposit |       | X   | 4210 · Ambula... | 11,607.65  |            | 11,607.65  |
| Deposit                          | 09/04/2024 |     |      | Deposit |       | X   | 4210 · Ambula... | 8,190.14   |            | 19,797.79  |
| Deposit                          | 09/05/2024 |     |      | Deposit |       | X   | 4210 · Ambula... | 2,002.04   |            | 21,799.83  |
| Deposit                          | 09/06/2024 |     |      | Deposit |       | X   | 4210 · Ambula... | 200.00     |            | 21,999.83  |
| Deposit                          | 09/09/2024 |     |      | Deposit |       | X   | 4210 · Ambula... | 6,584.15   |            | 28,583.98  |
| Deposit                          | 09/10/2024 |     |      | Deposit |       | X   | 4210 · Ambula... | 2,208.73   |            | 30,792.71  |
| Deposit                          | 09/11/2024 |     |      | Deposit |       | X   | 4210 · Ambula... | 503.06     |            | 31,295.77  |
| Deposit                          | 09/12/2024 |     |      | Deposit |       | X   | 4210 · Ambula... | 1,511.79   |            | 32,807.56  |
| Deposit                          | 09/13/2024 |     |      | Deposit |       | X   | 4210 · Ambula... | 413.99     |            | 33,221.55  |
| Deposit                          | 09/16/2024 |     |      | Deposit |       | X   | 4210 · Ambula... | 32,728.76  |            | 65,950.31  |
| Deposit                          | 09/17/2024 |     |      | Deposit |       | X   | 4210 · Ambula... | 2,372.24   |            | 68,322.55  |
| Deposit                          | 09/18/2024 |     |      | Deposit |       | X   | 4210 · Ambula... | 108.76     |            | 68,431.31  |
| Deposit                          | 09/19/2024 |     |      | Deposit |       | X   | 4210 · Ambula... | 3,196.51   |            | 71,627.82  |
| Deposit                          | 09/20/2024 |     |      | Deposit |       | X   | 4210 · Ambula... | 833.73     |            | 72,461.55  |
| Deposit                          | 09/23/2024 |     |      | Deposit |       | X   | 4210 · Ambula... | 15,320.94  |            | 87,782.49  |
| Deposit                          | 09/24/2024 |     |      | Deposit |       | X   | 4210 · Ambula... | 10,753.31  |            | 98,535.80  |
| Deposit                          | 09/25/2024 |     |      | Deposit |       | X   | 4210 · Ambula... | 545.00     |            | 99,080.80  |
| Deposit                          | 09/26/2024 |     |      | Deposit |       | X   | 4210 · Ambula... | 910.56     |            | 99,991.36  |
| Deposit                          | 09/27/2024 |     |      | Deposit |       | X   | 4210 · Ambula... | 705.00     |            | 100,696.36 |

# Superstition Fire & Medical District Transaction Detail by Account September 2024

7:06 AM  
10/09/24  
Accrual Basis

| Type  | Date       | Num | Name                    | Memo             | Class | Clr | Split              | Debit      | Credit    | Balance     |
|---|------------|-----|-------------------------|------------------|-------|-----|--------------------|------------|-----------|-------------|
| Deposit                                       | 09/30/2024 |     |                         | Deposit          |       | X   | 4210 · Ambula...   | 10,514.48  |           | 111,210.84  |
| Total 10140 · Transport Lockbox               |            |     |                         |                  |       |     |                    |            |           |             |
| <b>10150 · Payroll Account</b>                |            |     |                         |                  |       |     |                    |            |           |             |
| Check   | 09/05/2024 |     | PSPRS                   |                  |       | X   | 21700 · Career...  |            | 97.30     | -97.30      |
| Check   | 09/05/2024 |     | PSPRS                   |                  |       | X   | 21700 · Career...  |            | 61,966.10 | -62,063.40  |
| Transfer                                      | 09/05/2024 |     |                         | Funds Transfer   |       | X   | 10100 · Fund ...   | 650,000.00 |           | 587,936.60  |
| General Journal                               | 09/11/2024 | 659 |                         | BILL 09/11/24... |       | X   | 1072 · Bill.com... |            | 54,515.44 | 533,421.16  |
| General Journal                               | 09/11/2024 | 660 |                         | BILL 09/11/24... |       | X   | 1072 · Bill.com... | 250.00     |           | 533,671.16  |
| General Journal                               | 09/11/2024 | 661 |                         | BILL 09/11/24... |       | X   | 1072 · Bill.com... | 25.00      |           | 533,696.16  |
| Check   | 09/12/2024 | EFT | Bill.com                | Monthly Billing  |       | X   | 7103 · Dues/F...   |            | 513.86    | 533,182.30  |
| Check   | 09/12/2024 | EFT | Health Equity           |                  |       | X   | 21660 · HSA - ...  | 19,342.45  |           | 513,839.85  |
| Check   | 09/12/2024 | EFT | Arizona State Retire... |                  |       | X   | 21725 · Civilia... | 29,505.84  |           | 484,334.01  |
| Check   | 09/12/2024 | EFT |                         |                  |       | X   | 21660 · HSA - ...  | 4,586.70   |           | 479,747.31  |
| Check   | 09/13/2024 |     | Nationwide Retirem...   |                  |       | X   | 21800 · Pre-Ta...  | 7,050.58   |           | 472,696.73  |
| Check   | 09/13/2024 |     | Nationwide Retirem...   |                  |       | X   | 21800 · Pre-Ta...  | 7,357.68   |           | 465,339.05  |
| Check   | 09/13/2024 |     | Nationwide Retirem...   |                  |       | X   | 21800 · Pre-Ta...  | 44,141.98  |           | 421,197.07  |
| General Journal                               | 09/13/2024 | 677 |                         |                  |       | X   | 5010.1 · Admi...   | 375,215.47 |           | 45,981.60   |
| General Journal                               | 09/13/2024 | 677 |                         | BILL 09/16/24... |       | X   | 21300 · Feder...   | 86,802.75  |           | -40,821.15  |
| General Journal                               | 09/16/2024 | 664 |                         | Funds Transfer   |       | X   | 1072 · Bill.com... | 105,721.85 |           | -146,543.00 |
| Transfer                                      | 09/19/2024 |     |                         | Funds Transfer   |       | X   | 10100 · Fund ...   | 400,000.00 |           | 253,457.00  |
| Transfer                                      | 09/19/2024 |     |                         | BILL 09/20/24... |       | X   | 10130 · Ambul...   | 303,417.08 |           | 556,874.08  |
| General Journal                               | 09/20/2024 | 665 |                         | BILL 09/25/24... |       | X   | 1072 · Bill.com... | 5.00       |           | 453,899.15  |
| Check   | 09/25/2024 | 666 | Arizona State Retire... |                  |       | X   | 21725 · Civilia... |            | 27,888.44 | 453,904.15  |
| Check   | 09/26/2024 | EFT |                         |                  |       | X   | 21660 · HSA - ...  | 426,015.71 |           | 426,015.71  |
| Check   | 09/26/2024 | EFT |                         |                  |       | X   | 21700 · Career...  | 4,586.70   |           | 421,429.01  |
| Check   | 09/27/2024 |     | Health Equity           |                  |       | X   | 21700 · Career...  | 107.02     |           | 421,321.99  |
| Check   | 09/27/2024 | EFT |                         |                  |       | X   | 21660 · HSA - ...  | 19,362.45  |           | 401,959.54  |
| Check   | 09/27/2024 |     | PSPRS                   |                  |       | X   | 21700 · Career...  | 74,901.40  |           | 327,058.14  |
| General Journal                               | 09/27/2024 | 678 |                         |                  |       | X   | 5010.1 · Admi...   | 340,592.34 |           | -13,534.20  |
| General Journal                               | 09/27/2024 | 676 |                         |                  |       | X   | 21300 · Feder...   | 81,559.00  |           | -95,093.20  |
| Total 10150 · Payroll Account                 |            |     |                         |                  |       |     |                    |            |           |             |
| Total 10150 · Payroll Account                 |            |     |                         |                  |       |     |                    |            |           |             |
| <b>10200 · Fund Cash - Capital Projects</b>   |            |     |                         |                  |       |     |                    |            |           |             |
| General Journal                               | 09/30/2024 | 672 |                         | To Record Pr...  |       | X   | 4010 · Propert...  | 5,844.71   |           | 5,844.71    |
| Total 10200 · Fund Cash - Capital Projects    |            |     |                         |                  |       |     |                    |            |           |             |
| <b>10400 · Special Revenue Fund</b>           |            |     |                         |                  |       |     |                    |            |           |             |
| Deposit                                       | 09/04/2024 |     |                         | Deposit          |       | X   | 4280 · Grant In... | 201,986.00 |           | 201,986.00  |
| General Journal                               | 09/30/2024 | 676 |                         | To Record Int... |       | X   | 4250 · Interest... | 267.40     |           | 202,253.40  |
| Total 10400 · Special Revenue Fund            |            |     |                         |                  |       |     |                    |            |           |             |
| <b>10500 · Fund Cash - Bond Proceeds 2006</b> |            |     |                         |                  |       |     |                    |            |           |             |
| General Journal                               | 09/30/2024 | 674 |                         | To Record Pr...  |       | X   | 4010 · Propert...  | 49,076.58  |           | 49,076.58   |
| Total 10500 · Fund Cash - Bond Proceeds 2006  |            |     |                         |                  |       |     |                    |            |           |             |
| <b>10600 · Debt Retirement Interest</b>       |            |     |                         |                  |       |     |                    |            |           |             |
| Total 10600 · Debt Retirement Interest        |            |     |                         |                  |       |     |                    |            |           |             |

# Superstition Fire & Medical District Transaction Detail by Account September 2024

7:06 AM  
10/09/24  
Accrual Basis

| Type   | Date       | Num | Name                     | Memo             | Class | Clr | Split              | Debit     | Credit | Balance    |
|--|------------|-----|--------------------------|------------------|-------|-----|--------------------|-----------|--------|------------|
| General Journal                              | 09/30/2024 | 675 |                          | To Record Sa...  |       | X   | 4100010 · 10 ...   | 4,149.39  |        | 4,149.39   |
| Total 10600 · Debt Retirement Interest       |            |     |                          |                  |       |     |                    |           |        |            |
| <b>10700 · Contingency Reserve Fund Cash</b> |            |     |                          |                  |       |     |                    |           |        |            |
| General Journal                              | 09/30/2024 | 673 |                          | To Record Int... |       | X   | 4250 · Interest... | 7,117.91  |        | 7,117.91   |
| Total 10700 · Contingency Reserve Fund Cash  |            |     |                          |                  |       |     |                    |           |        |            |
| <b>1072 · Bill.com Money Out Clearing</b>    |            |     |                          |                  |       |     |                    |           |        |            |
| Bill Pmt -Check                              | 09/11/2024 |     | Kabat's Frontier Ace...  | https://app02... |       |     | 20000 · Accou...   |           | 11.04  | -11.04     |
| Bill Pmt -Check                              | 09/11/2024 |     | O'Reilly Automotive ...  | https://app02... |       |     | 20000 · Accou...   |           | 17.42  | -28.46     |
| Bill Pmt -Check                              | 09/11/2024 |     | Mediacom                 | https://app02... |       |     | 20000 · Accou...   | 5,949.04  |        | -5,977.50  |
| Bill Pmt -Check                              | 09/11/2024 |     | Hughes Fire Equip...     | https://app02... |       |     | 20000 · Accou...   | 311.73    |        | -6,289.23  |
| Bill Pmt -Check                              | 09/11/2024 |     | Freightliner Of Arizo... | https://app02... |       |     | 20000 · Accou...   | 223.67    |        | -6,512.90  |
| Bill Pmt -Check                              | 09/11/2024 |     | Kabat's Frontier Ace...  | https://app02... |       |     | 20000 · Accou...   | 9.81      |        | -6,522.71  |
| Bill Pmt -Check                              | 09/11/2024 |     | Arizona PPE Recon...     | https://app02... |       |     | 20000 · Accou...   | 2,189.00  |        | -8,711.71  |
| Bill Pmt -Check                              | 09/11/2024 |     | Southwest Gas Cor...     | https://app02... |       |     | 20000 · Accou...   | 93.97     |        | -8,805.68  |
| Bill Pmt -Check                              | 09/11/2024 |     | San Tan Auto Parth...    | https://app02... |       |     | 20000 · Accou...   | 84.64     |        | -8,890.32  |
| Bill Pmt -Check                              | 09/11/2024 |     | U.S. BANK EQUIP ...      | https://app02... |       |     | 20000 · Accou...   | 279.75    |        | -9,170.07  |
| Bill Pmt -Check                              | 09/11/2024 |     | O'Reilly Automotive ...  | https://app02... |       |     | 20000 · Accou...   | 194.99    |        | -9,365.06  |
| Bill Pmt -Check                              | 09/11/2024 |     | Kabat's Frontier Ace...  | https://app02... |       |     | 20000 · Accou...   | 29.40     |        | -9,394.46  |
| Bill Pmt -Check                              | 09/11/2024 |     | Grainger                 | https://app02... |       |     | 20000 · Accou...   | 19.37     |        | -9,413.83  |
| Bill Pmt -Check                              | 09/11/2024 |     | Kabat's Frontier Ace...  | https://app02... |       |     | 20000 · Accou...   | 35.30     |        | -9,449.13  |
| Bill Pmt -Check                              | 09/11/2024 |     | Bound Tree Medical...    | https://app02... |       |     | 20000 · Accou...   | 35.44     |        | -9,484.57  |
| Bill Pmt -Check                              | 09/11/2024 |     | Southwest Ground ...     | https://app02... |       |     | 20000 · Accou...   | 400.00    |        | -9,884.57  |
| Bill Pmt -Check                              | 09/11/2024 |     | Waterous Company         | https://app02... |       |     | 20000 · Accou...   | 2,230.57  |        | -12,115.14 |
| Bill Pmt -Check                              | 09/11/2024 |     | Kabat's Frontier Ace...  | https://app02... |       |     | 20000 · Accou...   | 35.30     |        | -12,150.44 |
| Bill Pmt -Check                              | 09/11/2024 |     | Rite-A-Way Garage ...    | https://app02... |       |     | 20000 · Accou...   | 1,366.77  |        | -13,517.21 |
| Bill Pmt -Check                              | 09/11/2024 |     | Empire Southwest L...    | https://app02... |       |     | 20000 · Accou...   | 272.75    |        | -13,789.96 |
| Bill Pmt -Check                              | 09/11/2024 |     | San Tan Auto Parth...    | https://app02... |       |     | 20000 · Accou...   | 473.52    |        | -14,263.48 |
| Bill Pmt -Check                              | 09/11/2024 |     | Kabat's Frontier Ace...  | https://app02... |       |     | 20000 · Accou...   | 33.36     |        | -14,296.84 |
| Bill Pmt -Check                              | 09/11/2024 |     | United Fire Equipm...    | https://app02... |       |     | 20000 · Accou...   | 185.01    |        | -14,481.85 |
| Bill Pmt -Check                              | 09/11/2024 |     | Bound Tree Medical...    | https://app02... |       |     | 20000 · Accou...   | 4,557.37  |        | -19,039.22 |
| Bill Pmt -Check                              | 09/11/2024 |     | San Tan Auto Parth...    | https://app02... |       |     | 20000 · Accou...   | 960.87    |        | -20,000.09 |
| Bill Pmt -Check                              | 09/11/2024 |     | Kabat's Frontier Ace...  | https://app02... |       |     | 20000 · Accou...   | 41.20     |        | -20,041.29 |
| Bill Pmt -Check                              | 09/11/2024 |     | Jonoco, LLC              | https://app02... |       |     | 20000 · Accou...   | 585.00    |        | -20,626.29 |
| Bill Pmt -Check                              | 09/11/2024 |     | San Tan Auto Parth...    | https://app02... |       |     | 20000 · Accou...   | 1,316.07  |        | -21,942.36 |
| Bill Pmt -Check                              | 09/11/2024 |     | Healthcare Medical ...   | https://app02... |       |     | 20000 · Accou...   | 74.82     |        | -22,017.18 |
| Bill Pmt -Check                              | 09/11/2024 |     | Bound Tree Medical...    | https://app02... |       |     | 20000 · Accou...   | 2,554.69  |        | -24,571.87 |
| Bill Pmt -Check                              | 09/11/2024 |     | Ginco Plumbing LLC       | https://app02... |       |     | 20000 · Accou...   | 518.61    |        | -25,090.48 |
| Bill Pmt -Check                              | 09/11/2024 |     | Salt River Project       | https://app02... |       |     | 20000 · Accou...   | 13,525.87 |        | -38,616.35 |
| Bill Pmt -Check                              | 09/11/2024 |     | Hughes Fire Equip...     | https://app02... |       |     | 20000 · Accou...   | 1,565.35  |        | -40,181.70 |
| Bill Pmt -Check                              | 09/11/2024 |     | Hughes Fire Equip...     | https://app02... |       |     | 20000 · Accou...   | 219.20    |        | -40,400.90 |
| Bill Pmt -Check                              | 09/11/2024 |     | The University of Ari... | https://app02... |       |     | 20000 · Accou...   | 3,800.00  |        | -44,200.90 |
| Bill Pmt -Check                              | 09/11/2024 |     | ADR Hardware, LLC        | https://app02... |       |     | 20000 · Accou...   | 6.09      |        | -44,206.99 |
| Bill Pmt -Check                              | 09/11/2024 |     | Kabat's Frontier Ace...  | https://app02... |       |     | 20000 · Accou...   | 24.11     |        | -44,231.10 |
| Bill Pmt -Check                              | 09/11/2024 |     | Supersition Safety ...   | https://app02... |       |     | 20000 · Accou...   | 210.00    |        | -44,441.10 |
| Bill Pmt -Check                              | 09/11/2024 |     | Bound Tree Medical...    | https://app02... |       |     | 20000 · Accou...   | 21.18     |        | -44,462.28 |
| Bill Pmt -Check                              | 09/11/2024 |     | Wex Bank, Inc.           | https://app02... |       |     | 20000 · Accou...   | 3,553.71  |        | -48,015.99 |
| Bill Pmt -Check                              | 09/11/2024 |     | Kabat's Frontier Ace...  | https://app02... |       |     | 20000 · Accou...   | 35.30     |        | -48,051.29 |

# Superstition Fire & Medical District Transaction Detail by Account September 2024

7:06 AM  
10/09/24  
Accrual Basis

| Type            | Date       | Num      | Name                    | Memo             | Class | Clr | Split              | Debit     | Credit   | Balance    |
|-----------------|------------|----------|-------------------------|------------------|-------|-----|--------------------|-----------|----------|------------|
| Bill Pmt -Check | 09/11/2024 | Bill.com | Ginco Plumbing LLC      | https://app02... |       |     | 20000 * Accou...   |           | 375.00   | -48,426.29 |
| Bill Pmt -Check | 09/11/2024 | Bill.com | Ginco Plumbing LLC      | https://app02... |       |     | 20000 * Accou...   |           | 409.66   | -48,835.95 |
| Bill Pmt -Check | 09/11/2024 | Bill.com | Kabat's Frontier Ace... | https://app02... |       |     | 20000 * Accou...   |           | 1,098.81 | -49,934.76 |
| Bill Pmt -Check | 09/11/2024 | Bill.com | Kabat's Frontier Ace... | https://app02... |       |     | 20000 * Accou...   |           | 3.98     | -49,938.74 |
| Bill Pmt -Check | 09/11/2024 | Bill.com | Hughes Fire Equip...    | https://app02... |       |     | 20000 * Accou...   |           | 205.73   | -50,144.47 |
| Bill Pmt -Check | 09/11/2024 | Bill.com | Kabat's Frontier Ace... | https://app02... |       |     | 20000 * Accou...   |           | 19.63    | -50,164.10 |
| Bill Pmt -Check | 09/11/2024 | Bill.com | Apache Junction Se...   | https://app02... |       |     | 20000 * Accou...   |           | 128.60   | -50,292.70 |
| Bill Pmt -Check | 09/11/2024 | Bill.com | Bound Tree Medical...   | https://app02... |       |     | 20000 * Accou...   |           | 47.10    | -50,339.80 |
| Bill Pmt -Check | 09/11/2024 | Bill.com | Fleetpride, Inc         | https://app02... |       |     | 20000 * Accou...   |           | 521.70   | -50,861.50 |
| Bill Pmt -Check | 09/11/2024 | Bill.com | Stryker Sales, LLC      | https://app02... |       |     | 20000 * Accou...   |           | 1,398.65 | -52,260.15 |
| Bill Pmt -Check | 09/11/2024 | Bill.com | Robert Horne Ford       | https://app02... |       |     | 20000 * Accou...   |           | 118.29   | -52,378.44 |
| Bill Pmt -Check | 09/11/2024 | Bill.com | Fleetpride, Inc         | https://app02... |       |     | 20000 * Accou...   |           | 1,289.09 | -53,667.53 |
| Bill Pmt -Check | 09/11/2024 | Bill.com | Southwest Gas Cor...    | https://app02... |       |     | 20000 * Accou...   |           | 223.73   | -53,891.26 |
| Bill Pmt -Check | 09/11/2024 | Bill.com | O'Reilly Automotive ... | https://app02... |       |     | 20000 * Accou...   |           | 302.99   | -54,194.25 |
| Bill Pmt -Check | 09/11/2024 | Bill.com | Dynamic Duo Janito...   | https://app02... |       |     | 20000 * Accou...   |           | 280.00   | -54,474.25 |
| Bill Pmt -Check | 09/11/2024 | Bill.com | Southwest Gas Cor...    | https://app02... |       |     | 20000 * Accou...   |           | 41.19    | -54,515.44 |
| General Journal | 09/11/2024 | 659      | BILL 09/11/24...        |                  |       |     | 10150 * Payroll... | 54,515.44 |          | 0.00       |
| General Journal | 09/11/2024 | 660      | BILL 09/11/24...        |                  |       |     | 10150 * Payroll... |           | 250.00   | -250.00    |
| General Journal | 09/11/2024 | 661      | BILL 09/11/24...        |                  |       |     | 10150 * Payroll... |           | 25.00    | -275.00    |
| Bill Pmt -Check | 09/16/2024 | Bill.com | Boyetts Family Wat...   | https://app02... |       |     | 20000 * Accou...   |           | 98.19    | -373.19    |
| Bill Pmt -Check | 09/16/2024 | Bill.com | Mountain Vista Medi...  | https://app02... |       |     | 20000 * Accou...   |           | 1,444.89 | -1,818.08  |
| Bill Pmt -Check | 09/16/2024 | Bill.com | United Fire Equipm...   | https://app02... |       |     | 20000 * Accou...   |           | 140.48   | -1,958.56  |
| Bill Pmt -Check | 09/16/2024 | Bill.com | Hughes Fire Equip...    | https://app02... |       |     | 20000 * Accou...   |           | 171.87   | -2,130.43  |
| Bill Pmt -Check | 09/16/2024 | Bill.com | THE RAWLINGS C...       | https://app02... |       |     | 20000 * Accou...   |           | 2,164.42 | -4,294.85  |
| Bill Pmt -Check | 09/16/2024 | Bill.com | Frontier Shop Suppl...  | https://app02... |       |     | 20000 * Accou...   |           | 255.66   | -4,550.51  |
| Bill Pmt -Check | 09/16/2024 | Bill.com | JEANETTE L LAMO...      | https://app02... |       |     | 20000 * Accou...   |           | 265.00   | -4,815.51  |
| Bill Pmt -Check | 09/16/2024 | Bill.com | GERALD LOSCHEL...       | https://app02... |       |     | 20000 * Accou...   |           | 96.13    | -4,911.64  |
| Bill Pmt -Check | 09/16/2024 | Bill.com | HELEN ROUSE             | https://app02... |       |     | 20000 * Accou...   |           | 1,678.11 | -6,589.75  |
| Bill Pmt -Check | 09/16/2024 | Bill.com | Lauren Daniel           | https://app02... |       |     | 20000 * Accou...   |           | 583.20   | -7,172.95  |
| Bill Pmt -Check | 09/16/2024 | Bill.com | Jonoco, LLC             | https://app02... |       |     | 20000 * Accou...   |           | 230.00   | -7,402.95  |
| Bill Pmt -Check | 09/16/2024 | Bill.com | United Fire Equipm...   | https://app02... |       |     | 20000 * Accou...   |           | 222.63   | -7,625.58  |
| Bill Pmt -Check | 09/16/2024 | Bill.com | Stryker Sales, LLC      | https://app02... |       |     | 20000 * Accou...   |           | 32.25    | -7,657.83  |
| Bill Pmt -Check | 09/16/2024 | Bill.com | Magic Pest Control      | https://app02... |       |     | 20000 * Accou...   |           | 500.00   | -8,157.83  |
| Bill Pmt -Check | 09/16/2024 | Bill.com | Banner Desert Medi...   | https://app02... |       |     | 20000 * Accou...   |           | 26.80    | -8,184.63  |
| Bill Pmt -Check | 09/16/2024 | Bill.com | BANNER - UNIVER...      | https://app02... |       |     | 20000 * Accou...   |           | 1,366.04 | -9,550.67  |
| Bill Pmt -Check | 09/16/2024 | Bill.com | United Fire Equipm...   | https://app02... |       |     | 20000 * Accou...   |           | 157.58   | -9,708.25  |
| Bill Pmt -Check | 09/16/2024 | Bill.com | J & H Plumbing          | https://app02... |       |     | 20000 * Accou...   |           | 818.25   | -10,526.50 |
| Bill Pmt -Check | 09/16/2024 | Bill.com | UNITED HEALTHC...       | https://app02... |       |     | 20000 * Accou...   |           | 110.54   | -10,637.04 |
| Bill Pmt -Check | 09/16/2024 | Bill.com | American Tree Serv...   | https://app02... |       |     | 20000 * Accou...   |           | 575.00   | -11,212.04 |
| Bill Pmt -Check | 09/16/2024 | Bill.com | United Fire Equipm...   | https://app02... |       |     | 20000 * Accou...   |           | 196.45   | -11,408.49 |
| Bill Pmt -Check | 09/16/2024 | Bill.com | United Fire Equipm...   | https://app02... |       |     | 20000 * Accou...   |           | 185.01   | -11,593.50 |
| Bill Pmt -Check | 09/16/2024 | Bill.com | Rite-A-Way Garage ...   | https://app02... |       |     | 20000 * Accou...   |           | 1,206.54 | -12,800.04 |
| Bill Pmt -Check | 09/16/2024 | Bill.com | United Fire Equipm...   | https://app02... |       |     | 20000 * Accou...   |           | 297.46   | -13,097.50 |
| Bill Pmt -Check | 09/16/2024 | Bill.com | United Fire Equipm...   | https://app02... |       |     | 20000 * Accou...   |           | 180.20   | -13,277.70 |
| Bill Pmt -Check | 09/16/2024 | Bill.com | Fleetpride, Inc         | https://app02... |       |     | 20000 * Accou...   |           | 793.39   | -14,071.09 |
| Bill Pmt -Check | 09/16/2024 | Bill.com | United Fire Equipm...   | https://app02... |       |     | 20000 * Accou...   |           | 17.87    | -14,088.96 |
| Bill Pmt -Check | 09/16/2024 | Bill.com | United Fire Equipm...   | https://app02... |       |     | 20000 * Accou...   |           | 79.44    | -14,168.40 |
| Bill Pmt -Check | 09/16/2024 | Bill.com | Cummins Sales and...    | https://app02... |       |     | 20000 * Accou...   |           | 916.44   | -15,084.84 |
| Bill Pmt -Check | 09/16/2024 | Bill.com | United Fire Equipm...   | https://app02... |       |     | 20000 * Accou...   |           | 24.92    | -15,109.76 |
| Bill Pmt -Check | 09/16/2024 | Bill.com | BCBS (CARE HIMO)        | https://app02... |       |     | 20000 * Accou...   |           | 282.68   | -15,392.44 |

# Superstition Fire & Medical District Transaction Detail by Account September 2024

7:06 AM  
10/09/24  
Accrual Basis

| Type            | Date       | Num      | Name                     | Memo             | Class | Clr | Split            | Debit | Credit    | Balance    |
|-----------------|------------|----------|--------------------------|------------------|-------|-----|------------------|-------|-----------|------------|
| Bill Pmt -Check | 09/16/2024 | Bill.com | Delta Dental Insura...   | https://app02... |       |     | 20000 - Accou... |       | 679.64    | -16,032.08 |
| Bill Pmt -Check | 09/16/2024 | Bill.com | James Vincent Grou...    | https://app02... |       |     | 20000 - Accou... |       | 5,850.00  | -21,882.08 |
| Bill Pmt -Check | 09/16/2024 | Bill.com | City of Apache Junc...   | https://app02... |       |     | 20000 - Accou... |       | 12,357.04 | -34,239.12 |
| Bill Pmt -Check | 09/16/2024 | Bill.com | United Fire Equipm...    | https://app02... |       |     | 20000 - Accou... |       | 24.69     | -34,263.81 |
| Bill Pmt -Check | 09/16/2024 | Bill.com | Waxie Sanitary Sup...    | https://app02... |       |     | 20000 - Accou... |       | 75.45     | -34,339.26 |
| Bill Pmt -Check | 09/16/2024 | Bill.com | United Fire Equipm...    | https://app02... |       |     | 20000 - Accou... |       | 9.88      | -34,349.14 |
| Bill Pmt -Check | 09/16/2024 | Bill.com | Toshba America Bu...     | https://app02... |       |     | 20000 - Accou... |       | 182.23    | -34,531.37 |
| Bill Pmt -Check | 09/16/2024 | Bill.com | Bound Tree Medical...    | https://app02... |       |     | 20000 - Accou... |       | 0.87      | -34,532.24 |
| Bill Pmt -Check | 09/16/2024 | Bill.com | Stryker Sales, LLC       | https://app02... |       |     | 20000 - Accou... |       | 1,221.93  | -35,754.17 |
| Bill Pmt -Check | 09/16/2024 | Bill.com | KAISER FOUNDATI...       | https://app02... |       |     | 20000 - Accou... |       | 2,068.37  | -37,822.54 |
| Bill Pmt -Check | 09/16/2024 | Bill.com | United Fire Equipm...    | https://app02... |       |     | 20000 - Accou... |       | 608.45    | -38,430.99 |
| Bill Pmt -Check | 09/16/2024 | Bill.com | United Fire Equipm...    | https://app02... |       |     | 20000 - Accou... |       | 64.85     | -38,495.84 |
| Bill Pmt -Check | 09/16/2024 | Bill.com | CAROLE HYATT             | https://app02... |       |     | 20000 - Accou... |       | 102.70    | -38,598.54 |
| Bill Pmt -Check | 09/16/2024 | Bill.com | San Tan Auto Partn...    | https://app02... |       |     | 20000 - Accou... |       | 526.13    | -39,124.67 |
| Bill Pmt -Check | 09/16/2024 | Bill.com | Waxie Sanitary Sup...    | https://app02... |       |     | 20000 - Accou... |       | 108.99    | -39,233.66 |
| Bill Pmt -Check | 09/16/2024 | Bill.com | James Crowley            | https://app02... |       |     | 20000 - Accou... |       | 24.17     | -39,257.83 |
| Bill Pmt -Check | 09/16/2024 | Bill.com | Waxie Sanitary Sup...    | https://app02... |       |     | 20000 - Accou... |       | 568.21    | -39,826.04 |
| Bill Pmt -Check | 09/16/2024 | Bill.com | United Fire Equipm...    | https://app02... |       |     | 20000 - Accou... |       | 708.23    | -40,534.27 |
| Bill Pmt -Check | 09/16/2024 | Bill.com | Verizon Wireless Se...   | https://app02... |       |     | 20000 - Accou... |       | 2,087.27  | -42,621.54 |
| Bill Pmt -Check | 09/16/2024 | Bill.com | United Fire Equipm...    | https://app02... |       |     | 20000 - Accou... |       | 175.61    | -42,797.15 |
| Bill Pmt -Check | 09/16/2024 | Bill.com | United Fire Equipm...    | https://app02... |       |     | 20000 - Accou... |       | 487.01    | -43,284.16 |
| Bill Pmt -Check | 09/16/2024 | Bill.com | Arizona Water Com...     | https://app02... |       |     | 20000 - Accou... |       | 52.45     | -43,336.61 |
| Bill Pmt -Check | 09/16/2024 | Bill.com | TERRY WILBURN            | https://app02... |       |     | 20000 - Accou... |       | 275.00    | -43,611.61 |
| Bill Pmt -Check | 09/16/2024 | Bill.com | United Fire Equipm...    | https://app02... |       |     | 20000 - Accou... |       | 70.37     | -43,681.98 |
| Bill Pmt -Check | 09/16/2024 | Bill.com | BANNER - UNIVER...       | https://app02... |       |     | 20000 - Accou... |       | 1,152.50  | -44,834.48 |
| Bill Pmt -Check | 09/16/2024 | Bill.com | United Fire Equipm...    | https://app02... |       |     | 20000 - Accou... |       | 296.77    | -45,131.25 |
| Bill Pmt -Check | 09/16/2024 | Bill.com | United Fire Equipm...    | https://app02... |       |     | 20000 - Accou... |       | 204.15    | -45,335.40 |
| Bill Pmt -Check | 09/16/2024 | Bill.com | Aetna Behavioral H...    | https://app02... |       |     | 20000 - Accou... |       | 1,052.16  | -46,387.56 |
| Bill Pmt -Check | 09/16/2024 | Bill.com | Prudential Overall S...  | https://app02... |       |     | 20000 - Accou... |       | 2,179.08  | -48,566.64 |
| Bill Pmt -Check | 09/16/2024 | Bill.com | United Fire Equipm...    | https://app02... |       |     | 20000 - Accou... |       | 181.45    | -48,748.09 |
| Bill Pmt -Check | 09/16/2024 | Bill.com | Arizona Water Com...     | https://app02... |       |     | 20000 - Accou... |       | 302.32    | -49,050.41 |
| Bill Pmt -Check | 09/16/2024 | Bill.com | Boyetts Family Wat...    | https://app02... |       |     | 20000 - Accou... |       | 64.02     | -49,114.43 |
| Bill Pmt -Check | 09/16/2024 | Bill.com | United Fire Equipm...    | https://app02... |       |     | 20000 - Accou... |       | 104.22    | -49,218.65 |
| Bill Pmt -Check | 09/16/2024 | Bill.com | Prophet Network Int...   | https://app02... |       |     | 20000 - Accou... |       | 3,030.59  | -52,249.24 |
| Bill Pmt -Check | 09/16/2024 | Bill.com | GUARDIAN-IDS             | https://app02... |       |     | 20000 - Accou... |       | 118.00    | -52,367.24 |
| Bill Pmt -Check | 09/16/2024 | Bill.com | JILL HOLLAND             | https://app02... |       |     | 20000 - Accou... |       | 225.00    | -52,592.24 |
| Bill Pmt -Check | 09/16/2024 | Bill.com | United Fire Equipm...    | https://app02... |       |     | 20000 - Accou... |       | 279.94    | -52,872.18 |
| Bill Pmt -Check | 09/16/2024 | Bill.com | O'Reilly Automotive ...  | https://app02... |       |     | 20000 - Accou... |       | 8.16      | -52,880.34 |
| Bill Pmt -Check | 09/16/2024 | Bill.com | Waxie Sanitary Sup...    | https://app02... |       |     | 20000 - Accou... |       | 163.89    | -53,044.23 |
| Bill Pmt -Check | 09/16/2024 | Bill.com | UKG Inc                  | https://app02... |       |     | 20000 - Accou... |       | 629.73    | -53,673.96 |
| Bill Pmt -Check | 09/16/2024 | Bill.com | Freightliner Of Arizo... | https://app02... |       |     | 20000 - Accou... |       | 456.78    | -54,130.74 |
| Bill Pmt -Check | 09/16/2024 | Bill.com | Hughes Fire Equip...     | https://app02... |       |     | 20000 - Accou... |       | 822.82    | -54,953.56 |
| Bill Pmt -Check | 09/16/2024 | Bill.com | O'Reilly Automotive ...  | https://app02... |       |     | 20000 - Accou... |       | 33.90     | -54,987.46 |
| Bill Pmt -Check | 09/16/2024 | Bill.com | United Fire Equipm...    | https://app02... |       |     | 20000 - Accou... |       | 18.81     | -55,006.27 |
| Bill Pmt -Check | 09/16/2024 | Bill.com | BCBS (CARE HMO)          | https://app02... |       |     | 20000 - Accou... |       | 387.81    | -55,394.08 |
| Bill Pmt -Check | 09/16/2024 | Bill.com | Toshba America Bu...     | https://app02... |       |     | 20000 - Accou... |       | 83.23     | -55,477.31 |
| Bill Pmt -Check | 09/16/2024 | Bill.com | Stryker Sales, LLC       | https://app02... |       |     | 20000 - Accou... |       | 3,291.20  | -58,768.51 |
| Bill Pmt -Check | 09/16/2024 | Bill.com | Boyetts Family Wat...    | https://app02... |       |     | 20000 - Accou... |       | 96.40     | -58,864.91 |
| Bill Pmt -Check | 09/16/2024 | Bill.com | United Fire Equipm...    | https://app02... |       |     | 20000 - Accou... |       | 464.74    | -59,329.65 |
| Bill Pmt -Check | 09/16/2024 | Bill.com | Bound Tree Medical...    | https://app02... |       |     | 20000 - Accou... |       | 42.20     | -59,371.85 |

# Superstition Fire & Medical District Transaction Detail by Account September 2024

7:06 AM  
10/09/24  
Accrual Basis

| Type            | Date       | Num      | Name                     | Memo             | Class | Clr | Split              | Debit      | Credit    | Balance     |
|-----------------|------------|----------|--------------------------|------------------|-------|-----|--------------------|------------|-----------|-------------|
| Bill Pmt -Check | 09/16/2024 | Bill.com | Freightliner Of Arizo... | https://app02... |       |     | 20000 - Accou...   |            | 118.88    | -59,490.73  |
| Bill Pmt -Check | 09/16/2024 | Bill.com | Arizona PPE Recon...     | https://app02... |       |     | 20000 - Accou...   |            | 4,968.50  | -64,459.23  |
| Bill Pmt -Check | 09/16/2024 | Bill.com | Rite-A-Way Garage ...    | https://app02... |       |     | 20000 - Accou...   |            | 2,385.56  | -66,844.79  |
| Bill Pmt -Check | 09/16/2024 | Bill.com | Boyetts Family Wat...    | https://app02... |       |     | 20000 - Accou...   |            | 64.02     | -66,908.81  |
| Bill Pmt -Check | 09/16/2024 | Bill.com | UKG Inc                  | https://app02... |       |     | 20000 - Accou...   |            | 240.02    | -67,148.83  |
| Bill Pmt -Check | 09/16/2024 | Bill.com | United Fire Equipm...    | https://app02... |       |     | 20000 - Accou...   |            | 210.80    | -67,359.63  |
| Bill Pmt -Check | 09/16/2024 | Bill.com | Republic Services #...   | https://app02... |       |     | 20000 - Accou...   |            | 503.23    | -67,862.86  |
| Bill Pmt -Check | 09/16/2024 | Bill.com | Advanced Data Pro...     | https://app02... |       |     | 20000 - Accou...   |            | 20,577.48 | -88,440.34  |
| Bill Pmt -Check | 09/16/2024 | Bill.com | Banner Baywood M...      | https://app02... |       |     | 20000 - Accou...   |            | 155.40    | -88,595.74  |
| Bill Pmt -Check | 09/16/2024 | Bill.com | KATHY COPE               | https://app02... |       |     | 20000 - Accou...   |            | 290.00    | -88,885.74  |
| Bill Pmt -Check | 09/16/2024 | Bill.com | O'Reilly Automotive ...  | https://app02... |       |     | 20000 - Accou...   |            | 39.28     | -88,925.02  |
| Bill Pmt -Check | 09/16/2024 | Bill.com | Boyetts Family Wat...    | https://app02... |       |     | 20000 - Accou...   |            | 32.73     | -88,957.75  |
| Bill Pmt -Check | 09/16/2024 | Bill.com | United Fire Equipm...    | https://app02... |       |     | 20000 - Accou...   |            | 453.00    | -89,410.75  |
| Bill Pmt -Check | 09/16/2024 | Bill.com | Bound Tree Medical...    | https://app02... |       |     | 20000 - Accou...   |            | 2,107.52  | -91,518.27  |
| Bill Pmt -Check | 09/16/2024 | Bill.com | Support Payment Cl...    | https://app02... |       |     | 20000 - Accou...   |            | 1,224.43  | -92,742.70  |
| Bill Pmt -Check | 09/16/2024 | Bill.com | Boyetts Family Wat...    | https://app02... |       |     | 20000 - Accou...   |            | 32.73     | -92,775.43  |
| Bill Pmt -Check | 09/16/2024 | Bill.com | Sunrise Health           | https://app02... |       |     | 20000 - Accou...   |            | 260.00    | -93,035.43  |
| Bill Pmt -Check | 09/16/2024 | Bill.com | UKG Inc                  | https://app02... |       |     | 20000 - Accou...   |            | 155.59    | -93,191.02  |
| Bill Pmt -Check | 09/16/2024 | Bill.com | Sunrise Health           | https://app02... |       |     | 20000 - Accou...   |            | 110.00    | -93,301.02  |
| Bill Pmt -Check | 09/16/2024 | Bill.com | CenturyLink              | https://app02... |       |     | 20000 - Accou...   |            | 351.49    | -93,652.51  |
| Bill Pmt -Check | 09/16/2024 | Bill.com | O'Reilly Automotive ...  | https://app02... |       |     | 20000 - Accou...   |            | 51.34     | -93,703.85  |
| Bill Pmt -Check | 09/16/2024 | Bill.com | Freightliner Of Arizo... | https://app02... |       |     | 20000 - Accou...   |            | 99.17     | -93,803.02  |
| Bill Pmt -Check | 09/16/2024 | Bill.com | Boyetts Family Wat...    | https://app02... |       |     | 20000 - Accou...   |            | 65.46     | -93,868.48  |
| Bill Pmt -Check | 09/16/2024 | Bill.com | O'Reilly Automotive ...  | https://app02... |       |     | 20000 - Accou...   |            | 8.65      | -93,877.13  |
| Bill Pmt -Check | 09/16/2024 | Bill.com | Boyetts Family Wat...    | https://app02... |       |     | 20000 - Accou...   |            | 98.19     | -93,975.32  |
| Bill Pmt -Check | 09/16/2024 | Bill.com | BPCWS, PLLC              | https://app02... |       |     | 20000 - Accou...   |            | 3,309.75  | -97,285.07  |
| Bill Pmt -Check | 09/16/2024 | Bill.com | Bound Tree Medical...    | https://app02... |       |     | 20000 - Accou...   |            | 28.23     | -97,313.30  |
| Bill Pmt -Check | 09/16/2024 | Bill.com | UNITED HEALTHC...        | https://app02... |       |     | 20000 - Accou...   |            | 559.28    | -97,872.58  |
| Bill Pmt -Check | 09/16/2024 | Bill.com | Delta Dental Insura...   | https://app02... |       |     | 20000 - Accou...   |            | 7,610.86  | -105,483.44 |
| Bill Pmt -Check | 09/16/2024 | Bill.com | American Tree Serv...    | https://app02... |       |     | 20000 - Accou...   |            | 200.00    | -105,683.44 |
| General Journal | 09/16/2024 | 664      |                          | BILL 09/16/24... |       |     | 10150 - Payroll... | 105,721.85 |           | 38.41       |
| Bill Pmt -Check | 09/20/2024 | Bill.com | San Tan Auto Partn...    | https://app02... |       |     | 20000 - Accou...   |            | 388.45    | -350.04     |
| Bill Pmt -Check | 09/20/2024 | Bill.com | San Tan Auto Partn...    | https://app02... |       |     | 20000 - Accou...   |            | 4,718.18  | -5,068.22   |
| Bill Pmt -Check | 09/20/2024 | Bill.com | Arizona Water Com...     | https://app02... |       |     | 20000 - Accou...   |            | 41.31     | -5,109.53   |
| Bill Pmt -Check | 09/20/2024 | Bill.com | United Fire Equipm...    | https://app02... |       |     | 20000 - Accou...   |            | 475.26    | -5,584.79   |
| Bill Pmt -Check | 09/20/2024 | Bill.com | Healthcare Medical ...   | https://app02... |       |     | 20000 - Accou...   |            | 54.82     | -5,639.61   |
| Bill Pmt -Check | 09/20/2024 | Bill.com | Robert Horne Ford        | https://app02... |       |     | 20000 - Accou...   |            | 260.97    | -5,900.58   |
| Bill Pmt -Check | 09/20/2024 | Bill.com | Apache Junction W...     | https://app02... |       |     | 20000 - Accou...   |            | 106.04    | -6,006.62   |
| Bill Pmt -Check | 09/20/2024 | Bill.com | Motorola Solutions, ...  | https://app02... |       |     | 20000 - Accou...   |            | 4,596.82  | -10,603.44  |
| Bill Pmt -Check | 09/20/2024 | Bill.com | United Fire Equipm...    | https://app02... |       |     | 20000 - Accou...   |            | 378.24    | -10,981.68  |
| Bill Pmt -Check | 09/20/2024 | Bill.com | City of Mesa             | https://app02... |       |     | 20000 - Accou...   |            | 4,802.00  | -15,783.68  |
| Bill Pmt -Check | 09/20/2024 | Bill.com | 7710 Insurance Co, ...   | https://app02... |       |     | 20000 - Accou...   |            | 34,538.00 | -50,321.68  |
| Bill Pmt -Check | 09/20/2024 | Bill.com | Hafer A/C & Refridg...   | https://app02... |       |     | 20000 - Accou...   |            | 9,671.44  | -59,993.12  |
| Bill Pmt -Check | 09/20/2024 | Bill.com | Bound Tree Medical...    | https://app02... |       |     | 20000 - Accou...   |            | 2,458.99  | -62,452.11  |
| Bill Pmt -Check | 09/20/2024 | Bill.com | W.W.Williams Phoe...     | https://app02... |       |     | 20000 - Accou...   |            | 394.39    | -62,846.50  |
| Bill Pmt -Check | 09/20/2024 | Bill.com | Chase Cardmember...      | https://app02... |       |     | 20000 - Accou...   |            | 24,123.84 | -86,970.34  |
| Bill Pmt -Check | 09/20/2024 | Bill.com | San Tan Auto Partn...    | https://app02... |       |     | 20000 - Accou...   |            | 224.81    | -87,195.15  |
| Bill Pmt -Check | 09/20/2024 | Bill.com | Grainger                 | https://app02... |       |     | 20000 - Accou...   |            | 2,893.27  | -90,088.42  |
| Bill Pmt -Check | 09/20/2024 | Bill.com | United Fire Equipm...    | https://app02... |       |     | 20000 - Accou...   |            | 158.86    | -90,247.28  |
| Bill Pmt -Check | 09/20/2024 | Bill.com | Bound Tree Medical...    | https://app02... |       |     | 20000 - Accou...   |            | 70.56     | -90,317.84  |

# Superstition Fire & Medical District Transaction Detail by Account September 2024

7:06 AM  
10/09/24  
Accrual Basis

| Type                                     | Date       | Num      | Name                     | Memo                | Class | Clr | Split              | Debit               | Credit              | Balance             |
|--|------------|----------|--------------------------|---------------------|-------|-----|--------------------|---------------------|---------------------|---------------------|
| Bill Pmt -Check                          | 09/20/2024 | Bill.com | San Tan Auto Partn...    | https://app02.....  |       |     | 20000 · Accou...   |                     | 427.75              | -90,745.59          |
| Bill Pmt -Check                          | 09/20/2024 | Bill.com | Arizona Water Com...     | https://app02.....  |       |     | 20000 · Accou...   |                     | 53.27               | -90,798.86          |
| Bill Pmt -Check                          | 09/20/2024 | Bill.com | Pinal County Treasu...   | https://app02.....  |       |     | 20000 · Accou...   |                     | 26.92               | -90,825.78          |
| Bill Pmt -Check                          | 09/20/2024 | Bill.com | O'Reilly Automotive ...  | https://app02.....  |       |     | 20000 · Accou...   |                     | 72.53               | -90,898.31          |
| Bill Pmt -Check                          | 09/20/2024 | Bill.com | O'Reilly Automotive ...  | https://app02.....  |       |     | 20000 · Accou...   |                     | 7.63                | -90,905.94          |
| Bill Pmt -Check                          | 09/20/2024 | Bill.com | Motorola Solutions, ...  | https://app02.....  |       |     | 20000 · Accou...   | 1,649.48            |                     | -92,555.42          |
| Bill Pmt -Check                          | 09/20/2024 | Bill.com | relevant Digital Mark... | https://app02.....  |       |     | 20000 · Accou...   | 99.00               |                     | -92,654.42          |
| Bill Pmt -Check                          | 09/20/2024 | Bill.com | Apache Junction W...     | https://app02.....  |       |     | 20000 · Accou...   | 253.67              |                     | -92,908.09          |
| Bill Pmt -Check                          | 09/20/2024 | Bill.com | O'Reilly Automotive ...  | https://app02.....  |       |     | 20000 · Accou...   | 106.68              |                     | -93,014.77          |
| Bill Pmt -Check                          | 09/20/2024 | Bill.com | Arizona Water Com...     | https://app02.....  |       |     | 20000 · Accou...   | 53.27               |                     | -93,068.04          |
| Bill Pmt -Check                          | 09/20/2024 | Bill.com | Arizona Water Com...     | https://app02.....  |       |     | 20000 · Accou...   | 283.16              |                     | -93,351.20          |
| Bill Pmt -Check                          | 09/20/2024 | Bill.com | Waxie Sanitary Sup...    | https://app02.....  |       |     | 20000 · Accou...   | 111.14              |                     | -93,462.34          |
| Bill Pmt -Check                          | 09/20/2024 | Bill.com | Arizona PPE Reconn...    | https://app02.....  |       |     | 20000 · Accou...   | 134.64              |                     | -93,596.98          |
| Bill Pmt -Check                          | 09/20/2024 | Bill.com | United Fire Equipm...    | https://app02.....  |       |     | 20000 · Accou...   | 3,403.00            |                     | -96,999.98          |
| Bill Pmt -Check                          | 09/20/2024 | Bill.com | The Preplanners, LLC     | https://app02.....  |       |     | 20000 · Accou...   | 211.79              |                     | -97,211.77          |
| Bill Pmt -Check                          | 09/20/2024 | Bill.com | CenturyLink              | https://app02.....  |       |     | 20000 · Accou...   | 2,000.00            |                     | -99,211.77          |
| Bill Pmt -Check                          | 09/20/2024 | Bill.com | Apache Junction W...     | https://app02.....  |       |     | 20000 · Accou...   | 116.76              |                     | -99,328.53          |
| Bill Pmt -Check                          | 09/20/2024 | Bill.com | United Fire Equipm...    | https://app02.....  |       |     | 20000 · Accou...   | 115.53              |                     | -99,444.06          |
| Bill Pmt -Check                          | 09/20/2024 | Bill.com | Superstition Safety ...  | https://app02.....  |       |     | 20000 · Accou...   | 142.63              |                     | -99,586.69          |
| Bill Pmt -Check                          | 09/20/2024 | Bill.com | O'Reilly Automotive ...  | https://app02.....  |       |     | 20000 · Accou...   | 1,435.00            |                     | -101,021.69         |
| Bill Pmt -Check                          | 09/20/2024 | Bill.com | Proshred Security A...   | https://app02.....  |       |     | 20000 · Accou...   | 97.73               |                     | -101,119.42         |
| Bill Pmt -Check                          | 09/20/2024 | Bill.com | Mediacom                 | https://app02.....  |       |     | 20000 · Accou...   | 229.95              |                     | -101,441.37         |
| Bill Pmt -Check                          | 09/20/2024 | Bill.com | Bound Tree Medical...    | https://app02.....  |       |     | 20000 · Accou...   | 27.72               |                     | -101,469.09         |
| Bill Pmt -Check                          | 09/20/2024 | Bill.com | Fleetpride, Inc          | https://app02.....  |       |     | 20000 · Accou...   | 145.33              |                     | -101,614.42         |
| Bill Pmt -Check                          | 09/20/2024 | Bill.com | Superstition Safety ...  | https://app02.....  |       |     | 20000 · Accou...   | 795.00              |                     | -102,409.42         |
| Bill Pmt -Check                          | 09/20/2024 | Bill.com | United Fire Equipm...    | https://app02.....  |       |     | 20000 · Accou...   | 240.79              |                     | -102,650.21         |
| General Journal                          | 09/20/2024 | 665      |                          | BILL 09/20/24...    |       |     | 10150 · Payroll... | 102,974.93          |                     | 324.72              |
| General Journal                          | 09/25/2024 | 666      |                          | BILL 09/25/24...    |       |     | 10150 · Payroll... |                     | 5.00                | 319.72              |
| General Journal                          | 09/30/2024 | 682      |                          | to clear bill.co... |       |     | 4210 · Ambula...   |                     | 319.72              | 0.00                |
| Total 1072 · Bill.com Money Out Clearing |            |          |                          |                     |       |     |                    | 263,212.22          | 263,212.22          | 0.00                |
| <b>11000 · Petty Cash - Accounting</b>   |            |          |                          |                     |       |     |                    |                     |                     |                     |
| Bill Pmt -Check                          | 09/10/2024 |          | O'Reilly Automotive ...  | QuickBooks g...     |       |     | 20000 · Accou...   | 0.00                |                     | 0.00                |
| Bill Pmt -Check                          | 09/17/2024 |          | San Tan Auto Partn...    | QuickBooks g...     |       |     | 20000 · Accou...   | 0.00                |                     | 0.00                |
| Bill Pmt -Check                          | 09/24/2024 |          | O'Reilly Automotive ...  | QuickBooks g...     |       |     | 20000 · Accou...   | 0.00                |                     | 0.00                |
| Bill Pmt -Check                          | 09/24/2024 |          | San Tan Auto Partn...    | QuickBooks g...     |       |     | 20000 · Accou...   | 0.00                |                     | 0.00                |
| Total 11000 · Petty Cash - Accounting    |            |          |                          |                     |       |     |                    | 0.00                | 0.00                | 0.00                |
| <b>TOTAL</b>                             |            |          |                          |                     |       |     |                    | <b>4,083,238.63</b> | <b>3,067,017.69</b> | <b>1,016,220.94</b> |



# Superstition Fire and Medical District

Fiscal Year Begins: Jul-24

## Twelve-Month Cash Flow

Superstition Fire and Medical District

|   | Beginning        | Jul-24           | Aug-24           | Sep-24           | Oct-24           | Nov-24           | Dec-24           | Jan-25           | Feb-25           | Mar-25           | Apr-25           | May-25           | Jun-25           | Monthly Average  | Overview |
|---|------------------|------------------|------------------|------------------|------------------|------------------|------------------|------------------|------------------|------------------|------------------|------------------|------------------|------------------|----------|
| <b>Cash Summary</b>   |                  |                  |                  |                  |                  |                  |                  |                  |                  |                  |                  |                  |                  |                  |          |
| <b>Cash on Hand</b> (beginning of month)                    | 7,061,671        | 7,061,671        | 6,027,046        | 3,293,510        | 4,243,543        | 10,702,124       | 10,757,087       | 10,972,262       | 9,916,403        | 9,007,958        | 8,281,193        | 8,192,920        | 11,300,919       | 8,313,053        |          |
| <b>Cash Available</b> (on hand + receipts, before cash out) | 7,061,671        | 7,997,029        | 6,694,122        | 5,930,931        | 12,607,551       | 12,794,017       | 13,196,417       | 12,457,129       | 10,948,832       | 10,122,295       | 10,142,747       | 13,179,118       | 12,344,004       | 10,701,183       |          |
| <b>Cash Position</b> (end of month)                         | 7,061,671        | 6,027,046        | 3,293,510        | 4,243,543        | 10,702,124       | 10,757,087       | 10,972,262       | 9,916,403        | 9,007,958        | 8,281,193        | 8,192,920        | 11,300,919       | 7,688,549        | 8,365,293        |          |
| <b>Cash Receipts</b>  |                  |                  |                  |                  |                  |                  |                  |                  |                  |                  |                  |                  |                  |                  |          |
| Tax Levy Revenue  |                  | 277,955          | 76,400           | 1,720,557        | 8,010,745        | 1,664,800        | 1,892,500        | 1,018,300        | 616,300          | 669,700          | 1,398,700        | 4,535,040        | 225,271          | 1,842,189        |          |
| Non-Tax Levy Revenue  |                  | 657,403          | 590,676          | 916,864          | 353,263          | 427,093          | 546,830          | 466,567          | 416,129          | 444,637          | 462,854          | 451,158          | 549,562          | 523,586          |          |
| Transfers   |                  | 0                | 0                | 0                | 0                | 0                | 0                | 0                | 0                | 0                | 0                | 0                | 268,252          | 22,354           |          |
| <b>Total Cash Receipts</b>                                  | <b>935,358</b>   | <b>667,076</b>   | <b>2,637,421</b> | <b>8,364,008</b> | <b>2,091,893</b> | <b>2,439,330</b> | <b>1,484,867</b> | <b>1,484,867</b> | <b>1,032,429</b> | <b>1,114,337</b> | <b>1,861,554</b> | <b>4,986,198</b> | <b>1,043,085</b> | <b>2,388,130</b> |          |
| <b>Cash Paid Out</b>  |                  |                  |                  |                  |                  |                  |                  |                  |                  |                  |                  |                  |                  |                  |          |
| Disbursements   |                  | 1,969,983        | 2,400,612        | 1,687,388        | 1,905,427        | 2,036,930        | 2,224,155        | 2,540,726        | 1,940,874        | 1,841,102        | 1,949,827        | 1,878,199        | 3,108,042        | 2,123,605        |          |
| Transfers   |                  | 0                | 1,000,000        | 0                | 0                | 0                | 0                | 0                | 0                | 0                | 0                | 0                | 1,547,413        | 212,284          |          |
| <b>Total Cash Paid Out</b>                                  | <b>1,969,983</b> | <b>3,400,612</b> | <b>1,687,388</b> | <b>1,905,427</b> | <b>2,224,155</b> | <b>2,036,930</b> | <b>2,540,726</b> | <b>2,540,726</b> | <b>1,940,874</b> | <b>1,841,102</b> | <b>1,949,827</b> | <b>1,878,199</b> | <b>4,655,455</b> | <b>2,335,890</b> |          |

\*This includes the General Fund, Transport Services Fund and Special Revenue Fund