



Superstition Fire and Medical District

Monthly Financial Report

Monthly Financial Report – May 2024

Attached are the following for your information and review:

1. Balance Sheet as of May 31, 2024.
2. Summary of reconciled cash balances on May 31, 2024.
3. Income Statement of Revenues and Expenditures for May 2024, including budget to actual and year-to-date balances.
4. PPT Graphs
5. May 2024 Disbursements.
6. 12-Month Cash Flow.

Key points:

- Total Revenue for May was \$4,303,560, which was \$457,333 over budget.
 - Tax Levy Revenue for May was \$550,501 over budget.
 - Non-Tax Levy Revenue for May was \$514,209, which was \$93,168 under budget.
 - Driven by increase in Transport revenue and Investment income offset lower than anticipated state land deployments.
- Total Expenses for May were \$1,597,622, which were \$86,619 under budget.
 - Wages and Benefits are under budget by \$61,578 driven by lower wages and benefits.
 - Facility Supplies are over budget by \$8,205, driven by the Admin parking lot repairs of \$12k.
- Year-to-Date Revenue is \$23,959,390, which is \$287,909 over budget.
 - Tax Levy Revenue is \$158,468 under budget.
 - Non-Tax Levy Revenue is \$446,377 over budget, driven by City of Apache Junction Transport Grant, Transport revenue and Investment income.
- Year-to-Date Expenses are \$20,034,298, which are \$551,003 under budget.
 - Operating Supplies are under budget by \$141,238, driven by lower fuel costs and wildland deployment costs.
 - Training Services are under budget by \$96,606, driven by lower than anticipated costs on tuition reimbursement requests.
 - Facility Services are under budget by \$88,219, driven by lower than anticipated costs on electricity.

Please contact Ben Archer-Clowes for any questions or concerns regarding this report.

Superstition Fire & Medical District
Balance Sheet Prev Year Comparison
As of May 31, 2024

	May 31, 24	May 31, 23	\$ Change
ASSETS			
Current Assets			
Checking/Savings			
10100 · Fund Cash - General (M&O)	7,405,968.93	16,381,050.44	-8,975,081.51
10120 · Ambulance Operating	23,320.91	2,290,201.26	-2,266,880.35
10130 · Ambulance Payroll	331,311.74	-1,933,560.06	2,264,871.80
10140 · Transport Lockbox	193,436.39	0.00	193,436.39
10150 · Payroll Account	692,691.23	-11,169,067.28	11,861,758.51
10200 · Fund Cash - Capital Projects	2,752,688.05	3,348,722.69	-596,034.64
10400 · Special Revenue Fund	118,399.31	65,312.21	53,087.10
10500 · Fund Cash - Bond Proceeds 2006	695,758.52	726,424.47	-30,665.95
10600 · Debt Retirement Interest	45,138.05	62,045.37	-16,907.32
10700 · Contingency Reserve Fund Cash	3,469,528.62	3,373,398.76	96,129.86
11000 · Petty Cash - Accounting	100.00	100.00	0.00
Total Checking/Savings	15,728,341.75	13,144,627.86	2,583,713.89
Accounts Receivable			
13000 · Accounts Receivable	10,499.00	0.00	10,499.00
Total Accounts Receivable	10,499.00	0.00	10,499.00
Other Current Assets			
15000 · Due From other funds	0.00	-367,011.15	367,011.15
Total Other Current Assets	0.00	-367,011.15	367,011.15
Total Current Assets	15,738,840.75	12,777,616.71	2,961,224.04
Other Assets			
19000 · Suspense	2,148.37	0.00	2,148.37
Total Other Assets	2,148.37	0.00	2,148.37
TOTAL ASSETS	15,740,989.12	12,777,616.71	2,963,372.41
LIABILITIES & EQUITY			
Liabilities			
Current Liabilities			
Accounts Payable			
20000 · Accounts Payable	335,923.20	44,939.52	290,983.68
Total Accounts Payable	335,923.20	44,939.52	290,983.68
Credit Cards			
21002 · Chase Credit Card	0.00	448.73	-448.73
Total Credit Cards	0.00	448.73	-448.73
Other Current Liabilities			
21000 · Payroll Liabilities	143,088.83	-7,505.29	150,594.12
21250 · Sales Tax Payable	126.28	186.13	-59.85
25000 · Due To other funds	0.00	-367,011.15	367,011.15
Total Other Current Liabilities	143,215.11	-374,330.31	517,545.42
Total Current Liabilities	479,138.31	-328,942.06	808,080.37
Total Liabilities	479,138.31	-328,942.06	808,080.37
Equity			
30000 · Opening Balance Equity	542.81	0.00	542.81
31000 · Fund Balance - General Fund	3,548,867.19	3,548,867.19	0.00
32000 · Retained Earnings	7,814,795.85	5,092,691.25	2,722,104.60
Net Income	3,897,644.96	4,465,000.33	-567,355.37
Total Equity	15,261,850.81	13,106,558.77	2,155,292.04
TOTAL LIABILITIES & EQUITY	15,740,989.12	12,777,616.71	2,963,372.41

Superstition Fire and Medical District
Reconciliation Summary
Period Ending 05/31/2024

	General Fund	Ambulance	Capital Projects	Special Revenue	Bond Proceeds
	5/31/2024	Operating	5/31/2024	Fund	5/31/2024
	5/31/2024	5/31/2024	5/31/2024	5/31/2024	5/31/2024
Beginning Balance	5,014,260.73	25,942.93	2,743,216.73	118,046.24	579,009.26
Cleared Transactions					
Checks and Payments	(1,433,888.79)	-	-	-	-
Deposits and Credits	3,852,213.09	85.92	9,471.32	353.07	116,749.26
Total Cleared Transactions	<u>2,418,324.30</u>	<u>85.92</u>	<u>9,471.32</u>	<u>353.07</u>	<u>116,749.26</u>
Cleared Balance	<u>7,432,585.03</u>	<u>26,028.85</u>	<u>2,752,688.05</u>	<u>118,399.31</u>	<u>695,758.52</u>
Uncleared Transactions					
Checks and Payments	(26,616.10)	(2,707.94)	-	-	-
Deposits and Credits	-	-	-	-	-
Total Uncleared Transactions	<u>(26,616.10)</u>	<u>(2,707.94)</u>	<u>-</u>	<u>-</u>	<u>-</u>
Register Balance as of 5/31/2024	<u>7,405,968.93</u>	<u>23,320.91</u>	<u>2,752,688.05</u>	<u>118,399.31</u>	<u>695,758.52</u>
	Debt Retirement	Contingency	Transport	Ground	Payroll Account
	Interest	Reserve Fund	Lockbox	Transportaion	5/31/2024
	5/31/2024	5/31/2024	5/31/2024	5/31/2024	5/31/2024
Beginning Balance	31,923.52	3,457,982.97	217,605.89	462,120.61	407,521.37
Cleared Transactions					
Checks and Payments	-	-	(167,871.89)	(650,270.50)	(1,763,089.65)
Deposits and Credits	13,214.53	11,545.65	143,702.39	519,461.63	2,048,259.51
Total Cleared Transactions	<u>13,214.53</u>	<u>11,545.65</u>	<u>(24,169.50)</u>	<u>(130,808.87)</u>	<u>285,169.86</u>
	<u>45,138.05</u>	<u>3,469,528.62</u>	<u>193,436.39</u>	<u>331,311.74</u>	<u>692,691.23</u>
Uncleared Transactions					
Checks and Payments	-	-	-	-	-
Deposits and Credits	-	-	-	-	-
Total Uncleared Transactions	<u>-</u>	<u>-</u>	<u>-</u>	<u>-</u>	<u>-</u>
Register Balance as of 5/31/2024	<u>45,138.05</u>	<u>3,469,528.62</u>	<u>193,436.39</u>	<u>331,311.74</u>	<u>692,691.23</u>

Superstition Fire & Medical District Profit & Loss Budget Performance - General Fund May 2024

	May 24	Budget	\$ Over Budget	Jul '23 - May 24	YTD Budget	\$ Over Budget	Annual Budget
Ordinary Income/Expense							
Income							
41000 · Tax Revenue	3,789,350.84	3,238,850.00	550,500.84	18,781,290.90	18,939,759.00	-158,468.10	19,054,684.00
42000 · Non-Tax Revenue	25,850.86	90,021.00	-64,170.14	756,627.47	640,231.00	116,396.47	13,488.00
Total Income	3,815,201.70	3,328,871.00	486,330.70	19,537,918.37	19,579,990.00	-42,071.63	19,068,172.00
Gross Profit	3,815,201.70	3,328,871.00	486,330.70	19,537,918.37	19,579,990.00	-42,071.63	19,068,172.00
Expense							
50000 · Wages	775,352.83	816,607.00	-41,254.17	9,841,306.38	9,840,289.00	1,017.38	10,656,898.00
53700 · Employer Provided Benefits	294,220.08	299,113.00	-4,892.92	4,036,971.49	3,943,214.00	93,757.49	5,456,383.00
54000 · Equipment & Machinery	1,404.79	5,541.00	-4,136.21	43,471.88	60,951.00	-17,479.12	66,493.00
55000 · Operating Supplies	65,398.19	94,684.00	-29,285.81	847,420.01	1,041,524.00	-194,103.99	1,136,200.00
59000 · Facility Services	27,782.69	24,612.00	3,170.69	186,084.27	270,732.00	-84,647.73	295,337.00
60000 · Professional	77,456.08	104,392.00	-26,935.92	1,058,796.90	1,146,578.00	-87,781.10	1,275,631.00
63000 · Financial Services	1,199.12	333.00	866.12	11,221.88	3,663.00	7,558.88	4,000.00
64000 · Training Services	6,154.60	14,769.00	-8,614.40	71,699.49	162,459.00	-90,759.51	177,230.00
Total Expense	1,248,968.38	1,360,051.00	-111,082.62	16,096,972.30	16,469,410.00	-372,437.70	19,068,172.00
Net Ordinary Income	2,566,233.32	1,968,820.00	597,413.32	3,440,946.07	3,110,580.00	330,366.07	0.00
Net Income	2,566,233.32	1,968,820.00	597,413.32	3,440,946.07	3,110,580.00	330,366.07	0.00

Superstition Fire & Medical District
Profit & Loss Budget Performance - Transport Services Fund
May 2024

	May 24	Budget	\$ Over Budget	Jul '23 - May 24	YTD Budget	\$ Over Budget	Annual Budget
Ordinary Income/Expense							
Income							
42000 · Non-Tax Revenue	488,004.96	515,998.00	-27,993.04	4,396,415.07	4,076,553.00	319,862.07	4,393,108.00
Total Income	488,004.96	515,998.00	-27,993.04	4,396,415.07	4,076,553.00	319,862.07	4,393,108.00
Gross Profit	488,004.96	515,998.00	-27,993.04	4,396,415.07	4,076,553.00	319,862.07	4,393,108.00
Expense							
50000 · Wages	144,095.82	157,150.00	-13,054.18	1,793,621.92	1,885,806.00	-92,184.08	2,042,979.00
53700 · Employer Provided Benefits	58,078.36	60,455.00	-2,376.64	666,598.87	702,479.00	-35,880.13	766,932.00
54000 · Equipment & Machinery	0.00	477.00	-477.00	203,579.57	225,073.00	-21,493.43	225,543.00
55000 · Operating Supplies	55,811.24	40,866.00	14,945.24	502,392.13	449,526.00	52,866.13	490,412.00
59000 · Facility Services	12,252.29	7,218.00	5,034.29	75,826.73	79,398.00	-3,571.27	86,608.00
60000 · Professional	59,248.87	30,240.00	29,008.87	489,087.24	467,985.00	21,102.24	543,580.00
63000 · Financial Services	18,366.75	18,538.00	-171.25	175,578.66	203,918.00	-28,339.34	222,454.00
64000 · Training Services	800.00	2,466.00	-1,666.00	21,279.27	27,126.00	-5,846.73	29,600.00
Total Expense	348,653.33	317,410.00	31,243.33	3,927,964.39	4,041,311.00	-113,346.61	4,408,108.00
Net Ordinary Income	139,351.63	198,588.00	-59,236.37	468,450.68	35,242.00	433,208.68	-15,000.00
Net Income	139,351.63	198,588.00	-59,236.37	468,450.68	35,242.00	433,208.68	-15,000.00

Superstition Fire & Medical District
Profit & Loss Budget Performance - Special Revenues Fund
May 2024

	<u>May 24</u>	<u>Budget</u>	<u>\$ Over Budget</u>	<u>Jul '23 - May 24</u>	<u>YTD Budget</u>	<u>\$ Over Budget</u>	<u>Annual Budget</u>
Ordinary Income/Expense							
Income							
42000 · Non-Tax Revenue	353.07	1,358.00	-1,004.93	25,056.41	14,938.00	10,118.41	16,300.00
Total Income	353.07	1,358.00	-1,004.93	25,056.41	14,938.00	10,118.41	16,300.00
Gross Profit	353.07	1,358.00	-1,004.93	25,056.41	14,938.00	10,118.41	16,300.00
Expense							
63000 · Financial Services	0.00	17.00	-17.00	2.89	187.00	-184.11	202.00
77000 · Community Services	0.00	6,763.00	-6,763.00	9,358.80	74,393.00	-65,034.20	81,160.00
Total Expense	0.00	6,780.00	-6,780.00	9,361.69	74,580.00	-65,218.31	81,362.00
Net Ordinary Income	353.07	-5,422.00	5,775.07	15,694.72	-59,642.00	75,336.72	-65,062.00
Net Income	<u>353.07</u>	<u>-5,422.00</u>	<u>5,775.07</u>	<u>15,694.72</u>	<u>-59,642.00</u>	<u>75,336.72</u>	<u>-65,062.00</u>

Superstition Fire & Medical District
Profit & Loss Budget Performance - Capital Fund
May 2024

	<u>May 24</u>	<u>Budget</u>	<u>\$ Over Budget</u>	<u>Jul '23 - May 24</u>	<u>YTD Budget</u>	<u>\$ Over Budget</u>	<u>Annual Budget</u>
Ordinary Income/Expense							
Income							
42000 · Non-Tax Revenue	9,471.32	1,002,500.00	-993,028.68	190,899.19	1,027,500.00	-836,600.81	1,030,000.00
Total Income	9,471.32	1,002,500.00	-993,028.68	190,899.19	1,027,500.00	-836,600.81	1,030,000.00
Gross Profit	9,471.32	1,002,500.00	-993,028.68	190,899.19	1,027,500.00	-836,600.81	1,030,000.00
Expense							
63000 · Financial Services	0.00	0.00	0.00	0.00	0.00	0.00	0.00
77000 · Community Services	0.00	0.00	0.00	1,499.97	0.00	1,499.97	0.00
Total Expense	0.00	0.00	0.00	1,499.97	0.00	1,499.97	0.00
Net Ordinary Income	9,471.32	1,002,500.00	-993,028.68	189,399.22	1,027,500.00	-838,100.78	1,030,000.00
Other Income/Expense							
Other Expense							
71000 · Capital Outlay	143,460.03	63,186.00	80,274.03	892,653.59	725,901.00	166,752.59	1,024,005.00
Total Other Expense	143,460.03	63,186.00	80,274.03	892,653.59	725,901.00	166,752.59	1,024,005.00
Net Other Income	-143,460.03	-63,186.00	-80,274.03	-892,653.59	-725,901.00	-166,752.59	-1,024,005.00
Net Income	-133,988.71	939,314.00	-1,073,302.71	-703,254.37	301,599.00	-1,004,853.37	5,995.00

Superstition Fire & Medical District
Profit & Loss Budget Performance - Debt Service Fund
May 2024

	May 24	Budget	\$ Over Budget	Jul '23 - May 24	YTD Budget	\$ Over Budget	Annual Budget
Ordinary Income/Expense							
Income							
41000 · Tax Revenue	128,063.69	33,445.00	94,618.69	621,768.49	636,394.00	-14,625.51	640,367.00
42000 · Non-Tax Revenue	1,900.10	204.00	1,696.10	11,316.38	2,244.00	9,072.38	2,450.00
Total Income	129,963.79	33,649.00	96,314.79	633,084.87	638,638.00	-5,553.13	642,817.00
Gross Profit	129,963.79	33,649.00	96,314.79	633,084.87	638,638.00	-5,553.13	642,817.00
Expense							
63000 · Financial Services	0.00	0.00	0.00	0.00	0.00	0.00	0.00
Total Expense	0.00	0.00	0.00	0.00	0.00	0.00	0.00
Net Ordinary Income	129,963.79	33,649.00	96,314.79	633,084.87	638,638.00	-5,553.13	642,817.00
Other Income/Expense							
Other Expense							
70000 · Debt Service	0.00	0.00	0.00	36,775.85	36,776.00	-0.15	695,552.00
Total Other Expense	0.00	0.00	0.00	36,775.85	36,776.00	-0.15	695,552.00
Net Other Income	0.00	0.00	0.00	-36,775.85	-36,776.00	0.15	-695,552.00
Net Income	129,963.79	33,649.00	96,314.79	596,309.02	601,862.00	-5,552.98	-52,735.00

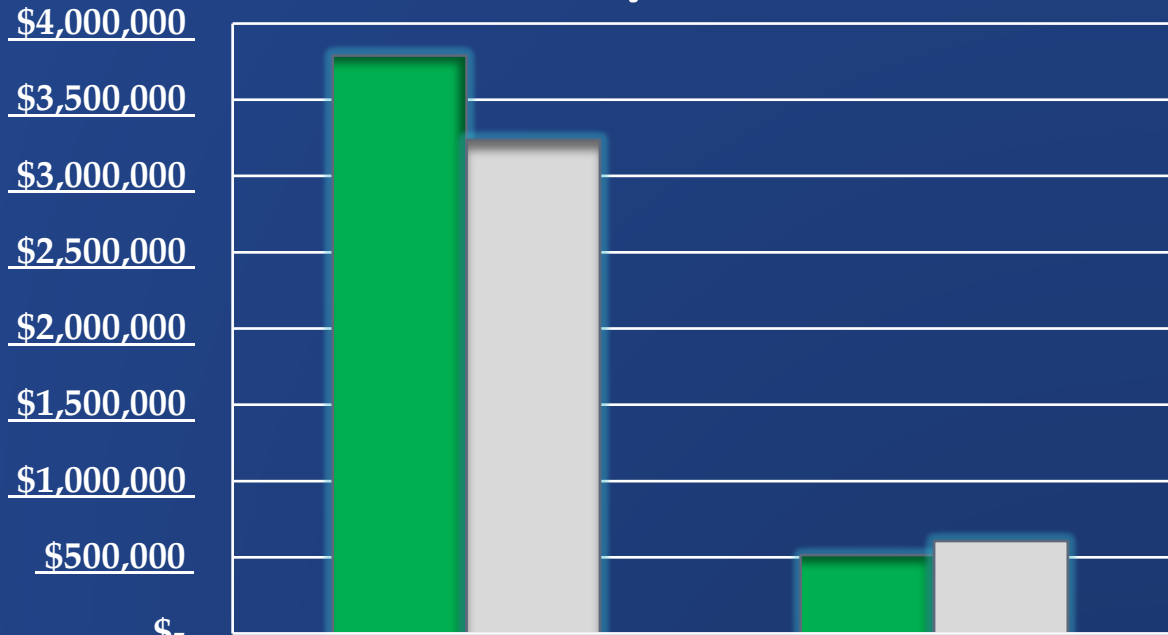
Superstition Fire & Medical District
Profit & Loss Budget Performance - COP Reserve Fund
May 2024

	<u>May 24</u>	<u>Budget</u>	<u>\$ Over Budget</u>	<u>Jul '23 - May 24</u>	<u>YTD Budget</u>	<u>\$ Over Budget</u>	<u>Annual Budget</u>
Ordinary Income/Expense							
Income							
42000 · Non-Tax Revenue	11,545.65	-179,405.00	190,950.65	88,045.83	-141,075.00	229,120.83	-137,238.00
Total Income	11,545.65	-179,405.00	190,950.65	88,045.83	-141,075.00	229,120.83	-137,238.00
Gross Profit	11,545.65	-179,405.00	190,950.65	88,045.83	-141,075.00	229,120.83	-137,238.00
Expense							
63000 · Financial Services	0.00	0.00	0.00	0.00	0.00	0.00	0.00
Total Expense	0.00	0.00	0.00	0.00	0.00	0.00	0.00
Net Ordinary Income	11,545.65	-179,405.00	190,950.65	88,045.83	-141,075.00	229,120.83	-137,238.00
Net Income	<u>11,545.65</u>	<u>-179,405.00</u>	<u>190,950.65</u>	<u>88,045.83</u>	<u>-141,075.00</u>	<u>229,120.83</u>	<u>-137,238.00</u>



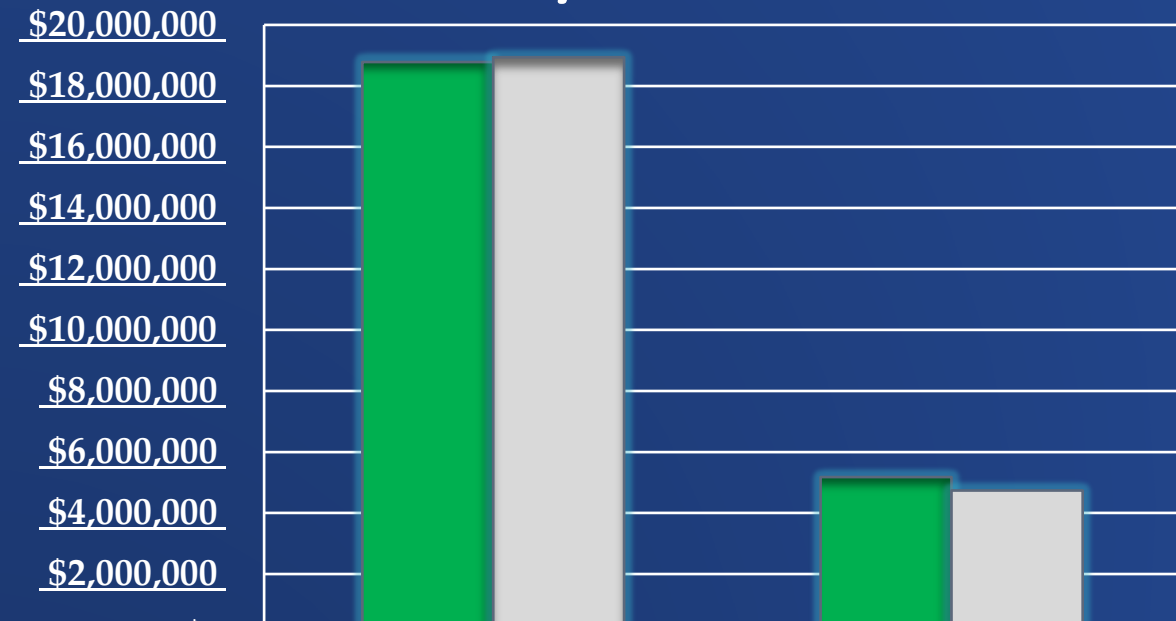
Revenue Actuals vs. Budget

May



	Tax Levy	Non-Tax Levy
Actual	\$3,789,351	\$514,209
Budget	\$3,238,850	\$607,377
VAR	\$550,501	\$(93,168)

May YTD



	Tax Levy	Non-Tax Levy
Actual	\$18,781,291	\$5,178,099
Budget	\$18,939,759	\$4,731,722
VAR	\$(158,468)	\$446,377

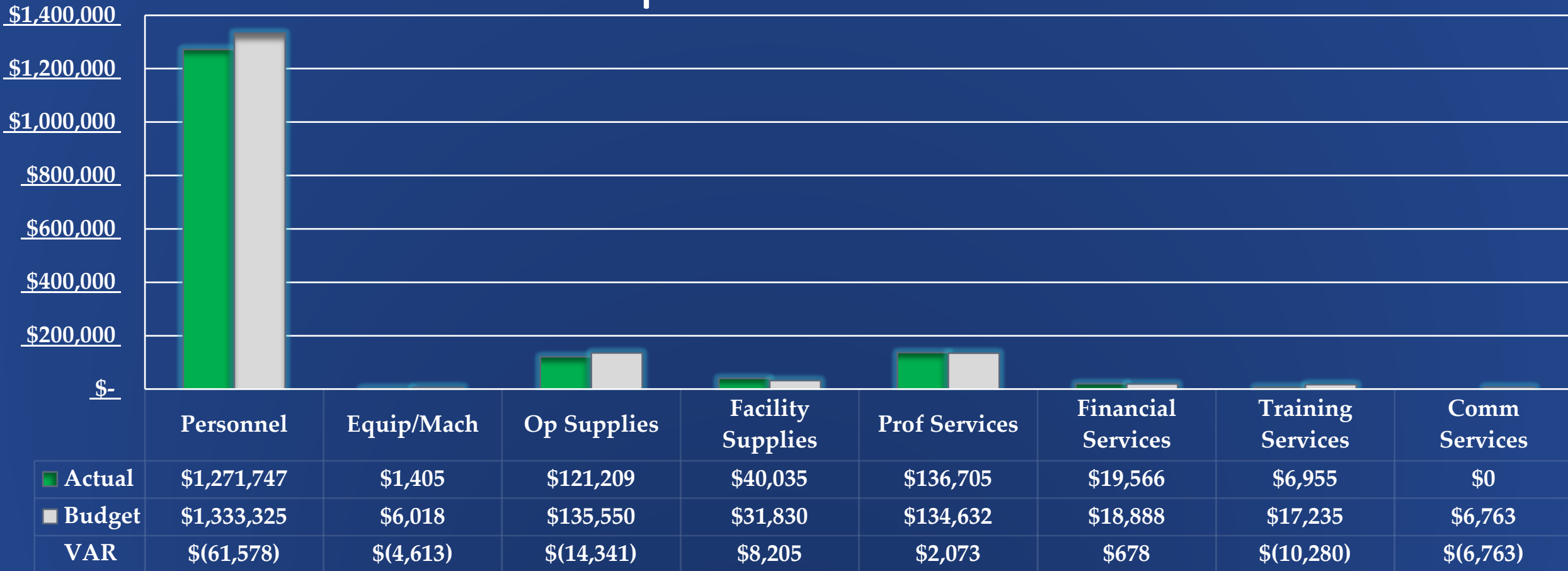


May 2024 Actuals vs. Budget

JVG

JAMES VINCENT GROUP
ACCOUNTING & CONSULTING

Expenditures





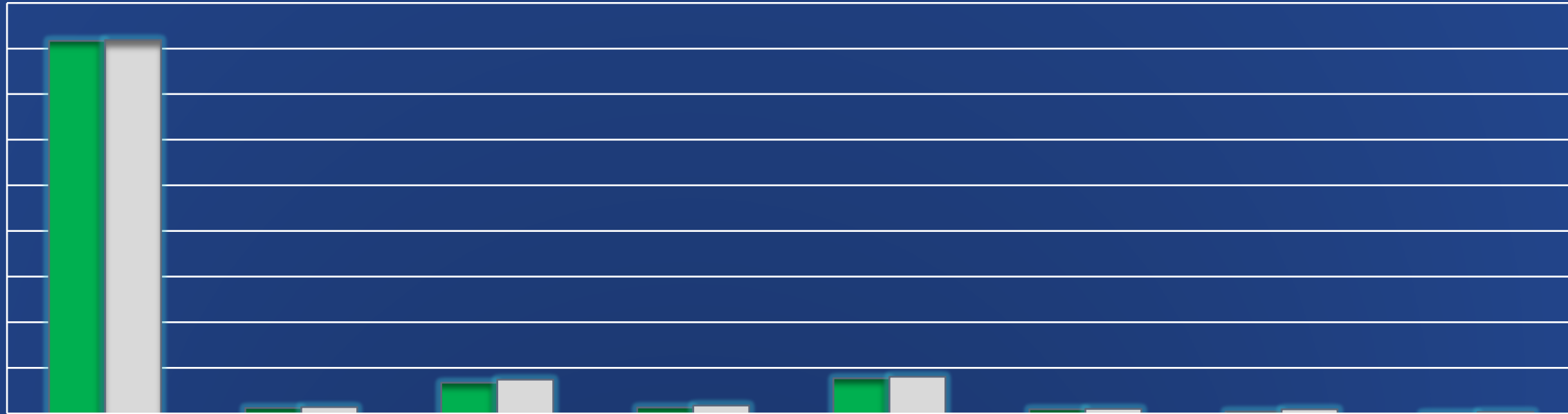
YTD Actuals vs. Budget

JVG

JAMES VINCENT GROUP
ACCOUNTING & CONSULTING

Expenditures

\$18,000,000
\$16,000,000
\$14,000,000
\$12,000,000
\$10,000,000
\$8,000,000
\$6,000,000
\$4,000,000
\$2,000,000
\$-



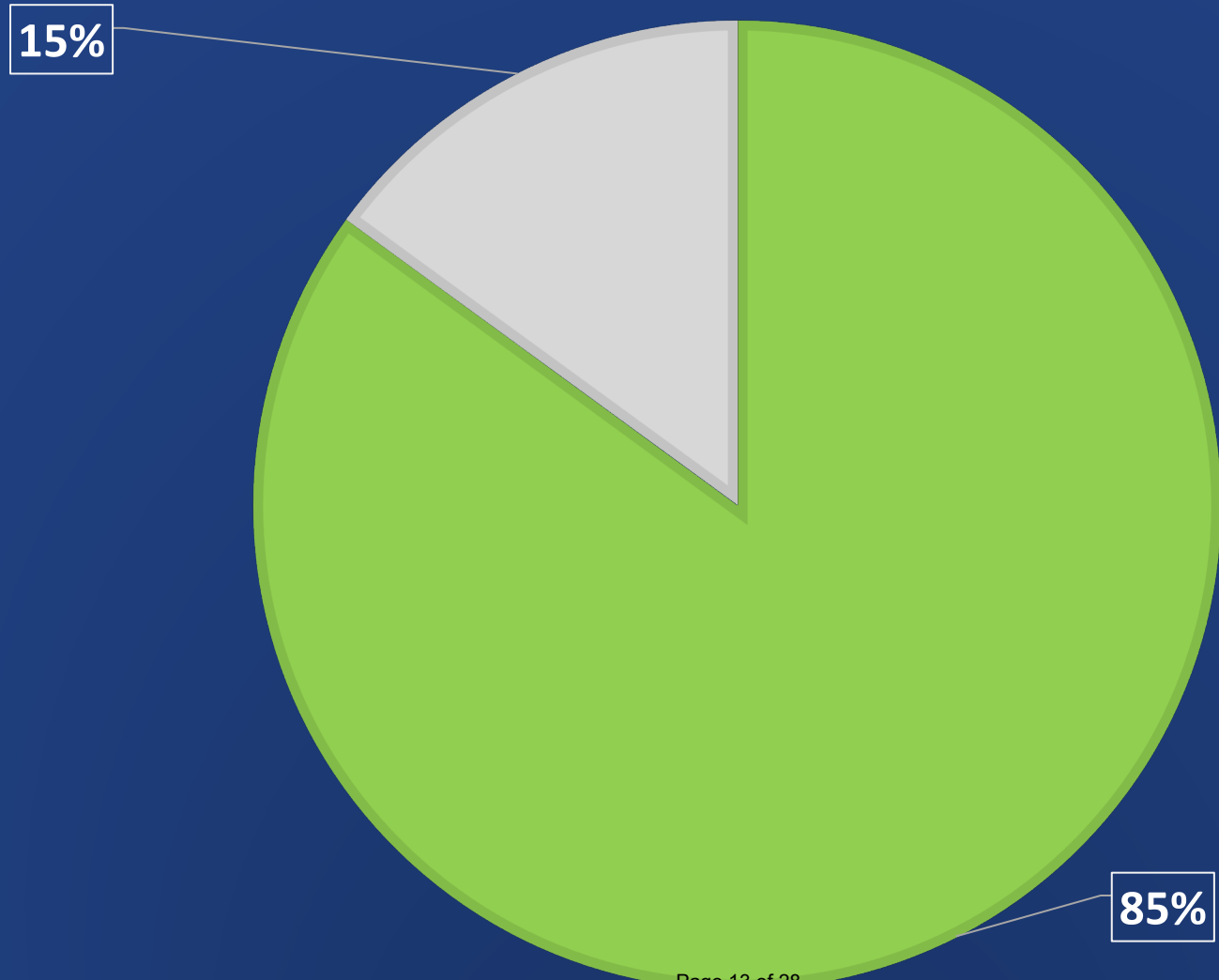
	Personnel	Equip/Mach	Op Supplies	Facility Supplies	Prof Services	Financial Services	Training Services	Comm Services
Actual	\$16,338,499	\$247,051	\$1,349,812	\$261,911	\$1,547,884	\$186,803	\$92,979	\$9,359
Budget	\$16,371,788	\$286,024	\$1,491,050	\$350,130	\$1,614,563	\$207,768	\$189,585	\$74,393
VAR	\$(33,289)	\$(38,973)	\$(141,238)	\$(88,219)	\$(66,679)	\$(20,965)	\$(96,606)	\$(65,034)



YTD Expenses as a Percentage of Budget

May 2024 Targeted % - 92%

■ Actual YTD ■ Budget Remaining



**This includes the General, Transport Services and Special Revenue Funds*

5:48 AM

06/13/24

Accrual Basis

Superstition Fire & Medical District Transaction Detail by Account May 2024

Type	Date	Num	Name	Memo	Class	Clr	Split	Debit	Credit	Balance
10100 · Fund Cash - General (M&O)										
Deposit	05/01/2024			Deposit		X	-SPLIT-	33,838.79		33,838.79
Check	05/02/2024	EFT		Wire Fees		X	6300010 · 10 ...		20.00	33,818.79
Check	05/02/2024	EFT		Wire Fees		X	6300010 · 10 ...		5.00	33,813.79
Transfer	05/02/2024			Funds Transfer		X	10150 · Payroll...		650,000.00	-616,186.21
Check	05/15/2024	EFT		Wire Fees		X	6300010 · 10 ...		20.00	-616,206.21
Check	05/15/2024	EFT		Wire Fees		X	6300010 · 10 ...		5.00	-616,211.21
Transfer	05/15/2024			Funds Transfer		X	10150 · Payroll...		750,000.00	-1,366,211.21
Deposit	05/21/2024			Deposit		X	-SPLIT-	200.00		-1,366,011.21
Deposit	05/21/2024			Deposit		X	-SPLIT-	8,251.52		-1,357,759.69
General Journal	05/31/2024	558		To Record Pr...		X	4100010 · 10 ...	3,809,922.78		2,452,163.09
Total 10100 · Fund Cash - General (M&O)								3,852,213.09	1,400,050.00	2,452,163.09
10120 · Ambulance Operating										
General Journal	05/31/2024	559		To Record Int...		X	4570010 · 10 l...	85.92		85.92
Total 10120 · Ambulance Operating								85.92	0.00	85.92
10130 · Ambulance Payroll										
Deposit	05/01/2024			Deposit		X	4210010 · 10 ...	2,906.69		2,906.69
Deposit	05/01/2024			Deposit		X	4210010 · 10 ...	1,702.62		4,609.31
Deposit	05/01/2024			Deposit		X	4210010 · 10 ...	1,494.11		6,103.42
Deposit	05/01/2024			Deposit		X	4210010 · 10 ...			6,103.42
Deposit	05/01/2024			Deposit		X	4210010 · 10 ...	1,165.46		7,268.88
Deposit	05/01/2024			Deposit		X	4210010 · 10 ...	1,032.07		8,300.95
Deposit	05/01/2024			Deposit		X	4210010 · 10 ...	794.28		9,095.23
Deposit	05/01/2024			Deposit		X	4210010 · 10 ...	532.02		9,627.25
Deposit	05/01/2024			Deposit		X	4210010 · 10 ...	490.07		10,117.32
Deposit	05/01/2024			Deposit		X	4210010 · 10 ...	435.63		10,552.95
Deposit	05/01/2024			Deposit		X	4210010 · 10 ...	434.74		10,987.69
Deposit	05/02/2024			Deposit		X	4210010 · 10 ...	10,326.45		21,314.14
Deposit	05/02/2024			Deposit		X	4210010 · 10 ...	2,183.63		23,497.77
Deposit	05/02/2024			Deposit		X	4210010 · 10 ...	1,674.77		25,172.54
Deposit	05/02/2024			Deposit		X	4210010 · 10 ...	655.93		25,828.47
Deposit	05/02/2024			Deposit		X	4210010 · 10 ...	367.57		26,196.04
Deposit	05/02/2024			Deposit		X	4210010 · 10 ...	325.37		26,521.41
Deposit	05/02/2024			Deposit		X	4210010 · 10 ...	250.00		26,771.41
Deposit	05/02/2024			Deposit		X	4210010 · 10 ...	121.86		26,893.27
Deposit	05/02/2024			Deposit		X	4210010 · 10 ...	110.19		27,003.46
Transfer	05/02/2024			Funds Transfer		X	10140 · Trans...	167,871.89		194,875.35
Check	05/02/2024			Merchant Ser...		X	6300010 · 10 ...		541.62	194,333.73
Deposit	05/02/2024			Deposit		X	4210010 · 10 ...	100.00		194,433.73
Deposit	05/03/2024			Deposit		X	4210010 · 10 ...	11,641.00		206,074.73
Deposit	05/03/2024			Deposit		X	4210010 · 10 ...	7,453.80		213,528.53
Deposit	05/03/2024			Deposit		X	4210010 · 10 ...	6,333.77		219,862.30
Deposit	05/03/2024			Deposit		X	4210010 · 10 ...	5,872.59		225,734.89
Deposit	05/03/2024			Deposit		X	4210010 · 10 ...	3,970.73		229,705.62
Deposit	05/03/2024			Deposit		X	4210010 · 10 ...	3,762.07		233,467.69

5:48 AM

06/13/24

Accrual Basis

Superstition Fire & Medical District Transaction Detail by Account May 2024

Type	Date	Num	Name	Memo	Class	Clr	Split	Debit	Credit	Balance
Deposit	05/03/2024			Deposit		X	4210010 · 10 ...	2,403.06		235,870.75
Deposit	05/03/2024			Deposit		X	4210010 · 10 ...	1,660.15		237,530.90
Deposit	05/03/2024			Deposit		X	4210010 · 10 ...	764.23		238,295.13
Deposit	05/03/2024			Deposit		X	4210010 · 10 ...	748.02		239,043.15
Deposit	05/03/2024			Deposit		X	4210010 · 10 ...	313.37		239,356.52
Deposit	05/03/2024			Deposit		X	4210010 · 10 ...	308.12		239,664.64
Deposit	05/03/2024			Deposit		X	4210010 · 10 ...	100.96		239,765.60
Deposit	05/03/2024			Deposit		X	4210010 · 10 ...	50.09		239,815.69
Deposit	05/03/2024			Deposit		X	4210010 · 10 ...	25.00		239,840.69
Deposit	05/06/2024			Deposit		X	4210010 · 10 ...	3,359.50		243,200.19
Deposit	05/06/2024			Deposit		X	4210010 · 10 ...	2,795.19		245,995.38
Deposit	05/06/2024			Deposit		X	4210010 · 10 ...	2,767.32		248,762.70
Deposit	05/06/2024			Deposit		X	4210010 · 10 ...	1,822.39		250,585.09
Deposit	05/06/2024			Deposit		X	4210010 · 10 ...	1,234.24		251,819.33
Deposit	05/06/2024			Deposit		X	4210010 · 10 ...	1,018.85		252,838.18
Deposit	05/06/2024			Deposit		X	4210010 · 10 ...	120.00		252,958.18
Deposit	05/06/2024			Deposit		X	4210010 · 10 ...	105.83		253,064.01
Deposit	05/06/2024			Deposit		X	4210010 · 10 ...	102.21		253,166.22
Deposit	05/06/2024			Deposit		X	4210010 · 10 ...	50.00		253,216.22
Deposit	05/07/2024			Deposit		X	4210010 · 10 ...	5,717.54		258,933.76
Deposit	05/07/2024			Deposit		X	4210010 · 10 ...	3,742.92		262,676.68
Deposit	05/07/2024			Deposit		X	4210010 · 10 ...	1,111.13		263,787.81
Deposit	05/07/2024			Deposit		X	4210010 · 10 ...	437.54		264,225.35
Deposit	05/07/2024			Deposit		X	4210010 · 10 ...	372.94		264,598.29
Deposit	05/07/2024			Deposit		X	4210010 · 10 ...	361.12		264,959.41
Deposit	05/07/2024			Deposit		X	4210010 · 10 ...	224.00		265,183.41
Deposit	05/07/2024			Deposit		X	4210010 · 10 ...	110.90		265,294.31
Deposit	05/07/2024			Deposit		X	4210010 · 10 ...	95.63		265,389.94
Deposit	05/08/2024			Deposit		X	4210010 · 10 ...	6,638.87		272,028.81
Deposit	05/08/2024			Deposit		X	4210010 · 10 ...	2,058.74		274,087.55
Deposit	05/08/2024			Deposit		X	4210010 · 10 ...	1,906.21		275,993.76
Deposit	05/08/2024			Deposit		X	4210010 · 10 ...	1,857.06		277,850.82
Deposit	05/08/2024			Deposit		X	4210010 · 10 ...	1,357.87		279,208.69
Deposit	05/08/2024			Deposit		X	4210010 · 10 ...	1,357.50		280,566.19
Deposit	05/08/2024			Deposit		X	4210010 · 10 ...	1,061.52		281,627.71
Deposit	05/08/2024			Deposit		X	4210010 · 10 ...	927.64		282,555.35
Deposit	05/08/2024			Deposit		X	4210010 · 10 ...	430.53		282,985.88
Deposit	05/08/2024			Deposit		X	4210010 · 10 ...	283.74		283,269.62
Deposit	05/08/2024			Deposit		X	4210010 · 10 ...	268.50		283,538.12
Deposit	05/09/2024			Deposit		X	-SPLIT-	1,550.00		285,088.12
Deposit	05/09/2024			Deposit		X	4210010 · 10 ...	7,221.89		292,310.01
Deposit	05/09/2024			Deposit		X	4210010 · 10 ...	4,084.02		296,394.03
Deposit	05/09/2024			Deposit		X	4210010 · 10 ...	1,119.53		297,513.56
Deposit	05/09/2024			Deposit		X	4210010 · 10 ...	785.04		298,298.60
Deposit	05/09/2024			Deposit		X	4210010 · 10 ...	292.51		298,591.11
Deposit	05/09/2024			Deposit		X	4210010 · 10 ...	223.13		298,814.24
Deposit	05/09/2024			Deposit		X	4210010 · 10 ...	127.35		298,941.59
Deposit	05/10/2024			Deposit		X	4210010 · 10 ...	4,284.63		303,226.22
Deposit	05/10/2024			Deposit		X	4210010 · 10 ...	2,567.18		305,793.40

5:48 AM

06/13/24

Accrual Basis

Superstition Fire & Medical District Transaction Detail by Account May 2024

Type	Date	Num	Name	Memo	Class	Clr	Split	Debit	Credit	Balance
Deposit	05/10/2024			Deposit		X	4210010 · 10 ...	2,219.25		308,012.65
Deposit	05/10/2024			Deposit		X	4210010 · 10 ...	2,109.36		310,122.01
Deposit	05/10/2024			Deposit		X	4210010 · 10 ...	1,949.36		312,071.37
Deposit	05/10/2024			Deposit		X	4210010 · 10 ...	1,621.64		313,693.01
Deposit	05/10/2024			Deposit		X	4210010 · 10 ...	1,273.78		314,966.79
Deposit	05/10/2024			Deposit		X	4210010 · 10 ...	1,234.24		316,201.03
Deposit	05/10/2024			Deposit		X	4210010 · 10 ...	855.47		317,056.50
Deposit	05/10/2024			Deposit		X	4210010 · 10 ...	710.54		317,767.04
Deposit	05/10/2024			Deposit		X	4210010 · 10 ...	619.64		318,386.68
Deposit	05/10/2024			Deposit		X	4210010 · 10 ...	250.00		318,636.68
Deposit	05/10/2024			Deposit		X	4210010 · 10 ...	235.03		318,871.71
Deposit	05/10/2024			Deposit		X	4210010 · 10 ...	159.33		319,031.04
Deposit	05/10/2024			Deposit		X	4210010 · 10 ...	132.36		319,163.40
Deposit	05/10/2024			Deposit		X	4210010 · 10 ...	123.78		319,287.18
Deposit	05/10/2024			Deposit		X	4210010 · 10 ...	90.59		319,377.77
Deposit	05/10/2024			Deposit		X	4210010 · 10 ...	42.79		319,420.56
Deposit	05/10/2024			Deposit		X	-SPLIT-	1,220.00		320,640.56
Deposit	05/13/2024			Deposit		X	4210010 · 10 ...	1,932.51		322,573.07
Deposit	05/13/2024			Deposit		X	4210010 · 10 ...	1,247.42		323,820.49
Deposit	05/13/2024			Deposit		X	4210010 · 10 ...	430.27		324,250.76
Deposit	05/13/2024			Deposit		X	4210010 · 10 ...	325.00		324,575.76
Deposit	05/13/2024			Deposit		X	4210010 · 10 ...	100.00		324,675.76
Deposit	05/14/2024			Deposit		X	4210010 · 10 ...	3,880.71		328,556.47
Deposit	05/14/2024			Deposit		X	4210010 · 10 ...	1,953.11		330,509.58
Deposit	05/14/2024			Deposit		X	4210010 · 10 ...	1,914.69		332,424.27
Deposit	05/14/2024			Deposit		X	4210010 · 10 ...	1,770.14		334,194.41
Deposit	05/14/2024			Deposit		X	4210010 · 10 ...	540.33		334,734.74
Deposit	05/14/2024			Deposit		X	4210010 · 10 ...	497.82		335,232.56
Deposit	05/14/2024			Deposit		X	4210010 · 10 ...	323.88		335,556.44
Deposit	05/14/2024			Deposit		X	4210010 · 10 ...	320.38		335,876.82
Deposit	05/14/2024			Deposit		X	4210010 · 10 ...	226.45		336,103.27
Deposit	05/14/2024			Deposit		X	4210010 · 10 ...	25.00		336,128.27
Deposit	05/15/2024			Deposit		X	4210010 · 10 ...	2,204.31		338,332.58
Deposit	05/15/2024			Deposit		X	4210010 · 10 ...	1,872.81		340,205.39
Deposit	05/15/2024			Deposit		X	4210010 · 10 ...	1,799.44		342,004.83
Deposit	05/15/2024			Deposit		X	4210010 · 10 ...	1,719.34		343,724.17
Deposit	05/15/2024			Deposit		X	4210010 · 10 ...	1,690.57		345,414.74
Deposit	05/15/2024			Deposit		X	4210010 · 10 ...	1,654.07		347,068.81
Deposit	05/15/2024			Deposit		X	4210010 · 10 ...	1,470.42		348,539.23
Deposit	05/15/2024			Deposit		X	4210010 · 10 ...	1,464.84		350,004.07
Deposit	05/15/2024			Deposit		X	4210010 · 10 ...	473.99		350,478.06
Deposit	05/15/2024			Deposit		X	4210010 · 10 ...	340.82		350,818.88
Deposit	05/15/2024			Deposit		X	4210010 · 10 ...	335.24		351,154.12
Deposit	05/15/2024			Deposit		X	4210010 · 10 ...	310.91		351,465.03
Deposit	05/15/2024			Deposit		X	4210010 · 10 ...	245.23		351,710.26
Deposit	05/15/2024			Deposit		X	4210010 · 10 ...	176.12		351,886.38
Deposit	05/15/2024			Deposit		X	4210010 · 10 ...	164.96		352,051.34
Deposit	05/15/2024			Deposit		X	4210010 · 10 ...	106.97		352,158.31
Deposit	05/15/2024			Deposit		X	4210010 · 10 ...	25.00		352,183.31

5:48 AM

06/13/24

Accrual Basis

Superstition Fire & Medical District Transaction Detail by Account May 2024

Type	Date	Num	Name	Memo	Class	Clr	Split	Debit	Credit	Balance
Transfer	05/15/2024			Funds Transfer		X	10150 · Payroll...		447,478.88	-95,295.57
Deposit	05/16/2024			Deposit		X	4210010 · 10 ...	5,288.11		-90,007.46
Deposit	05/16/2024			Deposit		X	4210010 · 10 ...	2,241.32		-87,766.14
Deposit	05/16/2024			Deposit		X	4210010 · 10 ...	2,185.22		-85,580.92
Deposit	05/16/2024			Deposit		X	4210010 · 10 ...	753.60		-84,827.32
Deposit	05/16/2024			Deposit		X	4210010 · 10 ...	253.10		-84,574.22
Deposit	05/17/2024			Deposit		X	4210010 · 10 ...	150.00		-84,424.22
Deposit	05/17/2024			Deposit		X	4210010 · 10 ...	5,580.37		-78,843.85
Deposit	05/17/2024			Deposit		X	4210010 · 10 ...	2,493.44		-76,350.41
Deposit	05/17/2024			Deposit		X	4210010 · 10 ...	1,888.65		-74,461.76
Deposit	05/17/2024			Deposit		X	4210010 · 10 ...	1,312.79		-73,148.97
Deposit	05/17/2024			Deposit		X	4210010 · 10 ...	1,146.39		-72,002.58
Deposit	05/17/2024			Deposit		X	4210010 · 10 ...	941.74		-71,060.84
Deposit	05/17/2024			Deposit		X	4210010 · 10 ...	917.13		-70,143.71
Deposit	05/17/2024			Deposit		X	4210010 · 10 ...	869.43		-69,274.28
Deposit	05/17/2024			Deposit		X	4210010 · 10 ...	490.07		-68,784.21
Deposit	05/17/2024			Deposit		X	4210010 · 10 ...	441.27		-68,342.94
Deposit	05/17/2024			Deposit		X	4210010 · 10 ...	425.00		-67,917.94
Deposit	05/17/2024			Deposit		X	4210010 · 10 ...	250.78		-67,667.16
Deposit	05/17/2024			Deposit		X	4210010 · 10 ...	215.32		-67,451.84
Deposit	05/17/2024			Deposit		X	4210010 · 10 ...	124.13		-67,327.71
Deposit	05/17/2024			Deposit		X	4210010 · 10 ...	118.59		-67,209.12
Deposit	05/20/2024			Deposit		X	4210010 · 10 ...	5,385.08		-61,824.04
Deposit	05/20/2024			Deposit		X	4210010 · 10 ...	3,490.00		-58,334.04
Deposit	05/20/2024			Deposit		X	4210010 · 10 ...	1,471.48		-56,862.56
Deposit	05/20/2024			Deposit		X	4210010 · 10 ...	1,231.42		-55,631.14
Deposit	05/20/2024			Deposit		X	4210010 · 10 ...	945.17		-54,685.97
Deposit	05/20/2024			Deposit		X	4210010 · 10 ...	771.67		-53,914.30
Deposit	05/20/2024			Deposit		X	4210010 · 10 ...	614.10		-53,300.20
Deposit	05/20/2024			Deposit		X	4210010 · 10 ...	452.52		-52,847.68
Deposit	05/20/2024			Deposit		X	4210010 · 10 ...	317.66		-52,530.02
Deposit	05/20/2024			Deposit		X	4210010 · 10 ...	314.42		-52,215.60
Deposit	05/20/2024			Deposit		X	4210010 · 10 ...	311.65		-51,903.95
Deposit	05/20/2024			Deposit		X	4210010 · 10 ...	247.02		-51,656.93
Deposit	05/20/2024			Deposit		X	4210010 · 10 ...	25.00		-51,631.93
Deposit	05/21/2024			Deposit		X	4210010 · 10 ...	3,790.62		-47,841.31
Deposit	05/21/2024			Deposit		X	4210010 · 10 ...	1,550.04		-46,291.27
Deposit	05/21/2024			Deposit		X	4210010 · 10 ...	1,354.07		-44,937.20
Deposit	05/21/2024			Deposit		X	4210010 · 10 ...	1,096.77		-43,840.43
Deposit	05/21/2024			Deposit		X	4210010 · 10 ...	602.21		-43,238.22
Deposit	05/21/2024			Deposit		X	4210010 · 10 ...	460.67		-42,777.55
Deposit	05/21/2024			Deposit		X	4210010 · 10 ...	447.07		-42,330.48
Deposit	05/21/2024			Deposit		X	4210010 · 10 ...	396.40		-41,934.08
Deposit	05/21/2024			Deposit		X	4210010 · 10 ...	248.54		-41,685.54
Deposit	05/21/2024			Deposit		X	4210010 · 10 ...	210.84		-41,474.70
Deposit	05/21/2024			Deposit		X	4210010 · 10 ...	109.11		-41,365.59
Deposit	05/21/2024			Deposit		X	4210010 · 10 ...	106.79		-41,258.80
Transfer	05/21/2024			Funds Transfer		X	10150 · Payroll...		200,000.00	-241,258.80
Deposit	05/22/2024			Deposit		X	4210010 · 10 ...	5,922.20		-235,336.60

5:48 AM

06/13/24

Accrual Basis

Superstition Fire & Medical District Transaction Detail by Account May 2024

Type	Date	Num	Name	Memo	Class	Clr	Split	Debit	Credit	Balance
Deposit	05/22/2024			Deposit		X	4210010 · 10 ...	2,010.74		-233,325.86
Deposit	05/22/2024			Deposit		X	4210010 · 10 ...	1,779.37		-231,546.49
Deposit	05/22/2024			Deposit		X	4210010 · 10 ...	1,387.17		-230,159.32
Deposit	05/22/2024			Deposit		X	4210010 · 10 ...	1,265.01		-228,894.31
Deposit	05/22/2024			Deposit		X	4210010 · 10 ...	1,085.00		-227,809.31
Deposit	05/22/2024			Deposit		X	4210010 · 10 ...	856.78		-226,952.53
Deposit	05/22/2024			Deposit		X	4210010 · 10 ...	767.24		-226,185.29
Deposit	05/22/2024			Deposit		X	4210010 · 10 ...	689.64		-225,495.65
Deposit	05/22/2024			Deposit		X	4210010 · 10 ...	517.55		-224,978.10
Deposit	05/22/2024			Deposit		X	4210010 · 10 ...	438.84		-224,539.26
Deposit	05/22/2024			Deposit		X	4210010 · 10 ...	317.22		-224,222.04
Deposit	05/22/2024			Deposit		X	4210010 · 10 ...	311.62		-223,910.42
Deposit	05/22/2024			Deposit		X	4210010 · 10 ...	258.86		-223,651.56
Deposit	05/22/2024			Deposit		X	4210010 · 10 ...	202.16		-223,449.40
Deposit	05/22/2024			Deposit		X	4210010 · 10 ...	120.56		-223,328.84
Deposit	05/23/2024			Deposit		X	4210010 · 10 ...	5,073.17		-218,255.67
Deposit	05/23/2024			Deposit		X	4210010 · 10 ...	3,226.06		-215,029.61
Deposit	05/23/2024			Deposit		X	4210010 · 10 ...	876.74		-214,152.87
Deposit	05/23/2024			Deposit		X	4210010 · 10 ...	617.99		-213,534.88
Deposit	05/23/2024			Deposit		X	4210010 · 10 ...	574.20		-212,960.68
Deposit	05/23/2024			Deposit		X	4210010 · 10 ...	559.28		-212,401.40
Deposit	05/23/2024			Deposit		X	4210010 · 10 ...	439.49		-211,961.91
Deposit	05/23/2024			Deposit		X	4210010 · 10 ...	368.98		-211,592.93
Deposit	05/23/2024			Deposit		X	4210010 · 10 ...	273.94		-211,318.99
Deposit	05/23/2024			Deposit		X	4210010 · 10 ...	239.60		-211,079.39
Deposit	05/23/2024			Deposit		X	4210010 · 10 ...	161.96		-210,917.43
Deposit	05/23/2024			Deposit		X	4210010 · 10 ...	117.52		-210,799.91
Deposit	05/23/2024			Deposit		X	4210010 · 10 ...	115.76		-210,684.15
Deposit	05/24/2024			Deposit		X	4210010 · 10 ...	6,566.15		-204,118.00
Deposit	05/24/2024			Deposit		X	4210010 · 10 ...	6,005.27		-198,112.73
Deposit	05/24/2024			Deposit		X	4210010 · 10 ...	2,468.48		-195,644.25
Deposit	05/24/2024			Deposit		X	4210010 · 10 ...	1,754.34		-193,889.91
Deposit	05/24/2024			Deposit		X	4210010 · 10 ...	609.16		-193,280.75
Deposit	05/24/2024			Deposit		X	4210010 · 10 ...	403.34		-192,877.41
Deposit	05/24/2024			Deposit		X	4210010 · 10 ...	325.00		-192,552.41
Deposit	05/24/2024			Deposit		X	4210010 · 10 ...	317.66		-192,234.75
Deposit	05/24/2024			Deposit		X	4210010 · 10 ...	301.92		-191,932.83
Deposit	05/24/2024			Deposit		X	4210010 · 10 ...	199.73		-191,733.10
Deposit	05/24/2024			Deposit		X	4210010 · 10 ...	128.60		-191,604.50
Deposit	05/24/2024			Deposit		X	4210010 · 10 ...	25.00		-191,579.50
Deposit	05/28/2024			Deposit		X	4210010 · 10 ...	6,663.25		-184,916.25
Deposit	05/28/2024			Deposit		X	4210010 · 10 ...	1,799.43		-183,116.82
Deposit	05/28/2024			Deposit		X	4210010 · 10 ...	1,261.51		-181,855.31
Deposit	05/28/2024			Deposit		X	4210010 · 10 ...	1,057.95		-180,797.36
Deposit	05/28/2024			Deposit		X	4210010 · 10 ...	973.63		-179,823.73
Deposit	05/28/2024			Deposit		X	4210010 · 10 ...	904.61		-178,919.12
Deposit	05/28/2024			Deposit		X	4210010 · 10 ...	490.00		-178,429.12
Deposit	05/28/2024			Deposit		X	4210010 · 10 ...	450.00		-177,979.12
Deposit	05/28/2024			Deposit		X	4210010 · 10 ...	246.30		-177,732.82

5:48 AM

06/13/24

Accrual Basis

Superstition Fire & Medical District Transaction Detail by Account May 2024

Type	Date	Num	Name	Memo	Class	Clr	Split	Debit	Credit	Balance
Deposit	05/28/2024			Deposit		X	4210010 · 10 ...	206.55		-177,526.27
Deposit	05/28/2024			Deposit		X	4210010 · 10 ...	159.10		-177,367.17
Deposit	05/28/2024			Deposit		X	4210010 · 10 ...	113.58		-177,253.59
Deposit	05/28/2024			Deposit		X	4210010 · 10 ...	90.05		-177,163.54
Deposit	05/28/2024			Deposit		X	4210010 · 10 ...	25.00		-177,138.54
Deposit	05/29/2024			Deposit		X	4210010 · 10 ...	1,637.70		-175,500.84
Deposit	05/29/2024			Deposit		X	4210010 · 10 ...	1,608.96		-173,891.88
Deposit	05/29/2024			Deposit		X	4210010 · 10 ...	1,352.86		-172,539.02
Deposit	05/29/2024			Deposit		X	4210010 · 10 ...	1,327.02		-171,212.00
Deposit	05/29/2024			Deposit		X	4210010 · 10 ...	1,260.60		-169,951.40
Deposit	05/29/2024			Deposit		X	4210010 · 10 ...	1,046.12		-168,905.28
Deposit	05/29/2024			Deposit		X	4210010 · 10 ...	1,043.80		-167,861.48
Deposit	05/29/2024			Deposit		X	4210010 · 10 ...	955.78		-166,905.70
Deposit	05/29/2024			Deposit		X	4210010 · 10 ...	830.48		-166,075.22
Deposit	05/29/2024			Deposit		X	4210010 · 10 ...	713.09		-165,362.13
Deposit	05/29/2024			Deposit		X	4210010 · 10 ...	689.63		-164,672.50
Deposit	05/29/2024			Deposit		X	4210010 · 10 ...	550.67		-164,121.83
Deposit	05/29/2024			Deposit		X	4210010 · 10 ...	479.19		-163,642.64
Deposit	05/29/2024			Deposit		X	4210010 · 10 ...	373.70		-163,268.94
Deposit	05/29/2024			Deposit		X	4210010 · 10 ...	330.64		-162,938.30
Deposit	05/29/2024			Deposit		X	4210010 · 10 ...	299.29		-162,639.01
Deposit	05/29/2024			Deposit		X	4210010 · 10 ...	249.62		-162,389.39
Deposit	05/29/2024			Deposit		X	4210010 · 10 ...	100.00		-162,289.39
Deposit	05/30/2024			Deposit		X	4210010 · 10 ...	5,540.29		-156,749.10
Deposit	05/30/2024			Deposit		X	4210010 · 10 ...	4,363.68		-152,385.42
Deposit	05/30/2024			Deposit		X	4210010 · 10 ...	2,700.77		-149,684.65
Deposit	05/30/2024			Deposit		X	4210010 · 10 ...	1,927.73		-147,756.92
Deposit	05/30/2024			Deposit		X	4210010 · 10 ...	1,487.85		-146,269.07
Deposit	05/30/2024			Deposit		X	4210010 · 10 ...	1,390.37		-144,878.70
Deposit	05/30/2024			Deposit		X	4210010 · 10 ...	649.57		-144,229.13
Deposit	05/30/2024			Deposit		X	4210010 · 10 ...	644.20		-143,584.93
Deposit	05/30/2024			Deposit		X	4210010 · 10 ...	629.20		-142,955.73
Deposit	05/30/2024			Deposit		X	4210010 · 10 ...	408.10		-142,547.63
Deposit	05/30/2024			Deposit		X	4210010 · 10 ...	335.00		-142,212.63
Deposit	05/30/2024			Deposit		X	4210010 · 10 ...	307.18		-141,905.45
Deposit	05/30/2024			Deposit		X	4210010 · 10 ...	277.45		-141,628.00
Deposit	05/30/2024			Deposit		X	4210010 · 10 ...	259.05		-141,368.95
Deposit	05/30/2024			Deposit		X	4210010 · 10 ...	231.19		-141,137.76
Deposit	05/30/2024			Deposit		X	4210010 · 10 ...	122.52		-141,015.24
Deposit	05/30/2024			Deposit		X	4210010 · 10 ...	120.56		-140,894.68
Deposit	05/30/2024			Deposit		X	4210010 · 10 ...	116.62		-140,778.06
Deposit	05/30/2024			Deposit		X	4210010 · 10 ...	104.11		-140,673.95
Deposit	05/31/2024			Deposit		X	4210010 · 10 ...	1,953.11		-138,720.84
Deposit	05/31/2024			Deposit		X	4210010 · 10 ...	1,948.61		-136,772.23
Deposit	05/31/2024			Deposit		X	4210010 · 10 ...	1,748.43		-135,023.80
Deposit	05/31/2024			Deposit		X	4210010 · 10 ...	1,468.56		-133,555.24
Deposit	05/31/2024			Deposit		X	4210010 · 10 ...	971.47		-132,583.77
Deposit	05/31/2024			Deposit		X	4210010 · 10 ...	940.00		-131,643.77
Deposit	05/31/2024			Deposit		X	4210010 · 10 ...	530.29		-131,113.48

5:48 AM

06/13/24

Accrual Basis

Superstition Fire & Medical District Transaction Detail by Account May 2024

Type	Date	Num	Name	Memo	Class	Clr	Split	Debit	Credit	Balance
Deposit	05/31/2024			Deposit		X	4210010 · 10 ...	304.61		-130,808.87
Total 10130 · Ambulance Payroll								517,211.63	648,020.50	-130,808.87
10140 · Transport Lockbox										
Deposit	05/01/2024			Deposit		X	4210010 · 10 ...	590.00		590.00
Deposit	05/02/2024			Deposit		X	4210010 · 10 ...	480.27		1,070.27
Transfer	05/02/2024			Funds Transfer		X	10130 · Ambul...		167,871.89	-166,801.62
Deposit	05/03/2024			Deposit		X	4210010 · 10 ...	544.62		-166,257.00
Deposit	05/06/2024			Deposit		X	4210010 · 10 ...	6,768.61		-159,488.39
Deposit	05/07/2024			Deposit		X	4210010 · 10 ...	19,952.52		-139,535.87
Deposit	05/08/2024			Deposit		X	4210010 · 10 ...	1,452.52		-138,083.35
Deposit	05/09/2024			Deposit		X	4210010 · 10 ...	1,206.28		-136,877.07
Deposit	05/10/2024			Deposit		X	4210010 · 10 ...	1,586.55		-135,290.52
Deposit	05/13/2024			Deposit		X	4210010 · 10 ...	27,830.94		-107,459.58
Deposit	05/15/2024			Deposit		X	4210010 · 10 ...	420.00		-107,039.58
Deposit	05/17/2024			Deposit		X	4210010 · 10 ...	1,254.31		-105,785.27
Deposit	05/20/2024			Deposit		X	4210010 · 10 ...	25,558.73		-80,226.54
Deposit	05/21/2024			Deposit		X	4210010 · 10 ...	18,909.55		-61,316.99
Deposit	05/22/2024			Deposit		X	4210010 · 10 ...	5,605.64		-55,711.35
Deposit	05/23/2024			Deposit		X	4210010 · 10 ...	4,490.35		-51,221.00
Deposit	05/24/2024			Deposit		X	4210010 · 10 ...	3,549.77		-47,671.23
Deposit	05/28/2024			Deposit		X	4210010 · 10 ...	17,795.82		-29,875.41
Deposit	05/29/2024			Deposit		X	4210010 · 10 ...	3,714.86		-26,160.55
Deposit	05/30/2024			Deposit		X	4210010 · 10 ...	175.00		-25,985.55
Deposit	05/31/2024			Deposit		X	4210010 · 10 ...	1,816.05		-24,169.50
Total 10140 · Transport Lockbox								143,702.39	167,871.89	-24,169.50
10150 · Payroll Account										
General Journal	05/02/2024	537		BILL 05/02/24...		X	1072 · Bill.com...		174.96	-174.96
Transfer	05/02/2024			Funds Transfer		X	10100 · Fund ...	650,000.00		649,825.04
Check	05/08/2024		PSPRS			X	21700 · Career...		63,223.48	586,601.56
General Journal	05/09/2024	546		BILL 05/09/24...		X	1072 · Bill.com...		72,602.11	513,999.45
General Journal	05/09/2024	547		BILL 05/09/24...		X	1072 · Bill.com...	250.00		514,249.45
General Journal	05/09/2024	548		BILL 05/09/24...		X	1072 · Bill.com...	195.00		514,444.45
Check	05/09/2024	EFT	Health Equity			X	21660 · HSA - ...		20,097.58	494,346.87
Check	05/09/2024	EFT	Arizona State Retire...			X	21725 · Civilia...		25,920.54	468,426.33
Check	05/09/2024					X	21660 · HSA - ...		4,453.00	463,973.33
Check	05/09/2024	EFT	IRS			X	-SPLIT-		69,964.67	394,008.66
General Journal	05/10/2024	551		BILL 05/10/24...		X	1072 · Bill.com...		102,003.00	292,005.66
General Journal	05/10/2024	556		BILL 05/10/24...		X	1072 · Bill.com...		133,795.53	158,210.13
Check	05/10/2024		Nationwide Retirem...			X	21800 · Pre-Ta...		5,768.68	152,441.45
Check	05/10/2024		Nationwide Retirem...			X	21800 · Pre-Ta...		5,901.44	146,540.01
Check	05/10/2024		Nationwide Retirem...			X	21800 · Pre-Ta...		32,835.44	113,704.57
General Journal	05/10/2024	576				X	-SPLIT-		307,014.97	-193,310.40
Check	05/14/2024		PSPRS			X	21700 · Career...		61,725.35	-255,035.75
Check	05/14/2024	EFT	Bill.com	Monthly Billing		X	6300010 · 10 ...		607.50	-255,643.25
Transfer	05/15/2024			Funds Transfer		X	10130 · Ambul...	447,478.88		191,835.63
Transfer	05/15/2024			Funds Transfer		X	10100 · Fund ...	750,000.00		941,835.63

5:48 AM

06/13/24

Accrual Basis

Superstition Fire & Medical District Transaction Detail by Account May 2024

Type	Date	Num	Name	Memo	Class	Clr	Split	Debit	Credit	Balance
General Journal	05/20/2024	552		BILL 05/20/24...		X	1072 · Bill.com...		183,982.41	757,853.22
General Journal	05/21/2024	553		BILL 05/21/24...		X	1072 · Bill.com...		187.64	757,665.58
General Journal	05/21/2024	555		BILL 05/21/24...		X	1072 · Bill.com...	250.00		757,915.58
General Journal	05/21/2024	557		BILL 05/21/24...		X	1072 · Bill.com...	85.63		758,001.21
Transfer	05/21/2024			Funds Transfer		X	10130 · Ambul...	200,000.00		958,001.21
Check	05/23/2024					X	21660 · HSA - ...		4,488.72	953,512.49
Check	05/23/2024	EFT	IRS			X	-SPLIT-		70,836.14	882,676.35
General Journal	05/24/2024	554		BILL 05/24/24...		X	1072 · Bill.com...		53,459.32	829,217.03
General Journal	05/24/2024	570		BILL 05/24/24...		X	1072 · Bill.com...		800.00	828,417.03
General Journal	05/24/2024	571		BILL 05/24/24...		X	1072 · Bill.com...		77,921.67	750,495.36
Check	05/24/2024	EFT	Health Equity			X	21660 · HSA - ...		20,351.75	730,143.61
Check	05/24/2024	EFT	Arizona State Retire...			X	21725 · Civilia...		26,181.66	703,961.95
Check	05/24/2024		Nationwide Retirem...			X	21800 · Pre-Ta...		6,052.43	697,909.52
Check	05/24/2024		Nationwide Retirem...			X	21800 · Pre-Ta...		6,219.03	691,690.49
Check	05/24/2024		Nationwide Retirem...			X	21800 · Pre-Ta...		33,544.40	658,146.09
General Journal	05/24/2024	577				X	-SPLIT-		309,656.37	348,489.72
Check	05/29/2024		PSPRS			X	21700 · Career...		63,319.86	285,169.86
Total 10150 · Payroll Account								2,048,259.51	1,763,089.65	285,169.86
10200 · Fund Cash - Capital Projects										
General Journal	05/31/2024	560		To Record Pr...		X	4570010 · 10 I...	9,471.32		9,471.32
Total 10200 · Fund Cash - Capital Projects								9,471.32	0.00	9,471.32
10400 · Special Revenue Fund										
General Journal	05/31/2024	561		To Record Int...		X	4570010 · 10 I...	353.07		353.07
Total 10400 · Special Revenue Fund								353.07	0.00	353.07
10500 · Fund Cash - Bond Proceeds 2006										
General Journal	05/31/2024	564		To Record Pr...		X	4100010 · 10 ...	116,749.26		116,749.26
Total 10500 · Fund Cash - Bond Proceeds 2006								116,749.26	0.00	116,749.26
10600 · Debt Retirement Interest										
General Journal	05/31/2024	562		To Record Pr...		X	4100010 · 10 ...	13,214.53		13,214.53
Total 10600 · Debt Retirement Interest								13,214.53	0.00	13,214.53
10700 · Contingency Reserve Fund Cash										
General Journal	05/31/2024	563		To Record Int...		X	4570010 · 10 I...	11,545.65		11,545.65
Total 10700 · Contingency Reserve Fund Cash								11,545.65	0.00	11,545.65
1072 · Bill.com Money Out Clearing										
Bill Pmt -Check	05/02/2024	Bill.com	United Fire Equipm...	https://app02....			20000 · Accou...		174.96	-174.96
General Journal	05/02/2024	537		BILL 05/02/24...			10150 · Payroll...	174.96		0.00
Bill Pmt -Check	05/09/2024	Bill.com	Arizona Water Com...	https://app02....			20000 · Accou...		233.97	-233.97
Bill Pmt -Check	05/09/2024	Bill.com	Stryker Sales, LLC	https://app02....			20000 · Accou...		14,663.25	-14,897.22
Bill Pmt -Check	05/09/2024	Bill.com	Bound Tree Medical...	https://app02....			20000 · Accou...		4,288.36	-19,185.58

Superstition Fire & Medical District Transaction Detail by Account May 2024

Type	Date	Num	Name	Memo	Class	Clr	Split	Debit	Credit	Balance
Bill Pmt -Check	05/09/2024	Bill.com	Jonathan Williamson	https://app02....			20000 · Accou...		1,458.00	-20,643.58
Bill Pmt -Check	05/09/2024	Bill.com	Trust Account of Ja...	https://app02....			20000 · Accou...		354.04	-20,997.62
Bill Pmt -Check	05/09/2024	Bill.com	AT& T Mobility	https://app02....			20000 · Accou...		2,079.68	-23,077.30
Bill Pmt -Check	05/09/2024	Bill.com	Kno2	https://app02....			20000 · Accou...		3,400.00	-26,477.30
Bill Pmt -Check	05/09/2024	Bill.com	Teleflex LLC	https://app02....			20000 · Accou...		1,815.65	-28,292.95
Bill Pmt -Check	05/09/2024	Bill.com	Rite-A-Way Garage ...	https://app02....			20000 · Accou...		3,849.26	-32,142.21
Bill Pmt -Check	05/09/2024	Bill.com	Arizona Water Com...	https://app02....			20000 · Accou...		33.58	-32,175.79
Bill Pmt -Check	05/09/2024	Bill.com	Support Payment Cl...	https://app02....			20000 · Accou...		1,224.43	-33,400.22
Bill Pmt -Check	05/09/2024	Bill.com	United Fire Equipm...	https://app02....			20000 · Accou...		397.66	-33,797.88
Bill Pmt -Check	05/09/2024	Bill.com	Prophet Network Int...	https://app02....			20000 · Accou...		1,044.39	-34,842.27
Bill Pmt -Check	05/09/2024	Bill.com	BK Squared Consult...	https://app02....			20000 · Accou...		437.50	-35,279.77
Bill Pmt -Check	05/09/2024	Bill.com	Rite-A-Way Garage ...	https://app02....			20000 · Accou...		2,783.18	-38,062.95
Bill Pmt -Check	05/09/2024	Bill.com	Pioneer Distributing ...	https://app02....			20000 · Accou...		508.22	-38,571.17
Bill Pmt -Check	05/09/2024	Bill.com	Magic Pest Control	https://app02....			20000 · Accou...		500.00	-39,071.17
Bill Pmt -Check	05/09/2024	Bill.com	United Fire Equipm...	https://app02....			20000 · Accou...		18.32	-39,089.49
Bill Pmt -Check	05/09/2024	Bill.com	Rite-A-Way Garage ...	https://app02....			20000 · Accou...		13,055.85	-52,145.34
Bill Pmt -Check	05/09/2024	Bill.com	Southwest Gas Cor...	https://app02....			20000 · Accou...		51.97	-52,197.31
Bill Pmt -Check	05/09/2024	Bill.com	Southwest Gas Cor...	https://app02....			20000 · Accou...		130.48	-52,327.79
Bill Pmt -Check	05/09/2024	Bill.com	Jonoco, LLC	https://app02....			20000 · Accou...		1,375.00	-53,702.79
Bill Pmt -Check	05/09/2024	Bill.com	Bound Tree Medical...	https://app02....			20000 · Accou...		367.01	-54,069.80
Bill Pmt -Check	05/09/2024	Bill.com	Prophet Network Int...	https://app02....			20000 · Accou...		3,583.24	-57,653.04
Bill Pmt -Check	05/09/2024	Bill.com	Advanced Data Pro...	https://app02....			20000 · Accou...		14,222.97	-71,876.01
Bill Pmt -Check	05/09/2024	Bill.com	Mediacom	https://app02....			20000 · Accou...		540.38	-72,416.39
Bill Pmt -Check	05/09/2024	Bill.com	United Fire Equipm...	https://app02....			20000 · Accou...		185.72	-72,602.11
General Journal	05/09/2024	546		BILL 05/09/24...			10150 · Payroll...	72,602.11		0.00
General Journal	05/09/2024	547		BILL 05/09/24...			10150 · Payroll...		250.00	-250.00
General Journal	05/09/2024	548		BILL 05/09/24...			10150 · Payroll...		195.00	-445.00
Bill Pmt -Check	05/10/2024	Bill.com	Apache Junction Se...	https://app02....			20000 · Accou...		246.50	-691.50
Bill Pmt -Check	05/10/2024	Bill.com	San Tan Auto Partn...	https://app02....			20000 · Accou...		4.94	-696.44
Bill Pmt -Check	05/10/2024	Bill.com	Dynamic Duo Janito...	https://app02....			20000 · Accou...		280.00	-976.44
Bill Pmt -Check	05/10/2024	Bill.com	O'Reilly Automotive ...	https://app02....			20000 · Accou...		51.17	-1,027.61
Bill Pmt -Check	05/10/2024	Bill.com	Bound Tree Medical...	https://app02....			20000 · Accou...		34.48	-1,062.09
Bill Pmt -Check	05/10/2024	Bill.com	Kabat's Frontier Ace...	https://app02....			20000 · Accou...		35.29	-1,097.38
Bill Pmt -Check	05/10/2024	Bill.com	Waxie Sanitary Sup...	https://app02....			20000 · Accou...		426.27	-1,523.65
Bill Pmt -Check	05/10/2024	Bill.com	Hughes Fire Equip...	https://app02....			20000 · Accou...		50.48	-1,574.13
Bill Pmt -Check	05/10/2024	Bill.com	Robert Horne Ford	https://app02....			20000 · Accou...		94.39	-1,668.52
Bill Pmt -Check	05/10/2024	Bill.com	Chandler Regional ...	https://app02....			20000 · Accou...		0.68	-1,669.20
Bill Pmt -Check	05/10/2024	Bill.com	Kabat's Frontier Ace...	https://app02....			20000 · Accou...		26.48	-1,695.68
Bill Pmt -Check	05/10/2024	Bill.com	Freightliner Of Arizo...	https://app02....			20000 · Accou...		200.58	-1,896.26
Bill Pmt -Check	05/10/2024	Bill.com	Robert Horne Ford	https://app02....			20000 · Accou...		669.31	-2,565.57
Bill Pmt -Check	05/10/2024	Bill.com	Robert Horne Ford	https://app02....			20000 · Accou...		171.12	-2,736.69
Bill Pmt -Check	05/10/2024	Bill.com	Waxie Sanitary Sup...	https://app02....			20000 · Accou...		194.71	-2,931.40
Bill Pmt -Check	05/10/2024	Bill.com	W.W Williams	https://app02....			20000 · Accou...		579.19	-3,510.59
Bill Pmt -Check	05/10/2024	Bill.com	Waterous Company	https://app02....			20000 · Accou...		2,063.98	-5,574.57
Bill Pmt -Check	05/10/2024	Bill.com	Bound Tree Medical...	https://app02....			20000 · Accou...		225.59	-5,800.16
Bill Pmt -Check	05/10/2024	Bill.com	Bound Tree Medical...	https://app02....			20000 · Accou...		497.43	-6,297.59
Bill Pmt -Check	05/10/2024	Bill.com	James Vincent Grou...	https://app02....			20000 · Accou...		4,500.00	-10,797.59
Bill Pmt -Check	05/10/2024	Bill.com	Kabat's Frontier Ace...	https://app02....			20000 · Accou...		21.18	-10,818.77
Bill Pmt -Check	05/10/2024	Bill.com	Kaden Logsdon	https://app02....			20000 · Accou...		994.00	-11,812.77

Superstition Fire & Medical District Transaction Detail by Account May 2024

Type	Date	Num	Name	Memo	Class	Clr	Split	Debit	Credit	Balance
Bill Pmt -Check	05/10/2024	Bill.com	Boyetts Family Wat...	https://app02....			20000 · Accou...		32.73	-11,845.50
Bill Pmt -Check	05/10/2024	Bill.com	AAPAK	https://app02....			20000 · Accou...		450.65	-12,296.15
Bill Pmt -Check	05/10/2024	Bill.com	Robert Horne Ford	https://app02....			20000 · Accou...		230.42	-12,526.57
Bill Pmt -Check	05/10/2024	Bill.com	Factory Motor Parts	https://app02....			20000 · Accou...		767.81	-13,294.38
Bill Pmt -Check	05/10/2024	Bill.com	Mediacom	https://app02....			20000 · Accou...		5,949.04	-19,243.42
Bill Pmt -Check	05/10/2024	Bill.com	Boyetts Family Wat...	https://app02....			20000 · Accou...		64.02	-19,307.44
Bill Pmt -Check	05/10/2024	Bill.com	Bingham Equipment...	https://app02....			20000 · Accou...		393.80	-19,701.24
Bill Pmt -Check	05/10/2024	Bill.com	Hughes Fire Equip...	https://app02....			20000 · Accou...		966.91	-20,668.15
Bill Pmt -Check	05/10/2024	Bill.com	O'Reilly Automotive ...	https://app02....			20000 · Accou...		80.64	-20,748.79
Bill Pmt -Check	05/10/2024	Bill.com	Freightliner Of Arizo...	https://app02....			20000 · Accou...		33.83	-20,782.62
Bill Pmt -Check	05/10/2024	Bill.com	United Fire Equipm...	https://app02....			20000 · Accou...		4,251.68	-25,034.30
Bill Pmt -Check	05/10/2024	Bill.com	O'Reilly Automotive ...	https://app02....			20000 · Accou...		13.24	-25,047.54
Bill Pmt -Check	05/10/2024	Bill.com	W.W Williams	https://app02....			20000 · Accou...		16,472.16	-41,519.70
Bill Pmt -Check	05/10/2024	Bill.com	Michelle Klemesrud	https://app02....			20000 · Accou...		350.00	-41,869.70
Bill Pmt -Check	05/10/2024	Bill.com	Robert Horne Ford	https://app02....			20000 · Accou...		104.87	-41,974.57
Bill Pmt -Check	05/10/2024	Bill.com	Factory Motor Parts	https://app02....			20000 · Accou...		1,216.69	-43,191.26
Bill Pmt -Check	05/10/2024	Bill.com	Kabat's Frontier Ace...	https://app02....			20000 · Accou...		41.19	-43,232.45
Bill Pmt -Check	05/10/2024	Bill.com	L.N. Curtis & Sons	https://app02....			20000 · Accou...		40.07	-43,272.52
Bill Pmt -Check	05/10/2024	Bill.com	Robert Horne Ford	https://app02....			20000 · Accou...		188.79	-43,461.31
Bill Pmt -Check	05/10/2024	Bill.com	Bound Tree Medical...	https://app02....			20000 · Accou...		4,572.50	-48,033.81
Bill Pmt -Check	05/10/2024	Bill.com	Honeywell Analytics	https://app02....			20000 · Accou...		1,155.00	-49,188.81
Bill Pmt -Check	05/10/2024	Bill.com	Arizona PPE Recon...	https://app02....			20000 · Accou...		498.00	-49,686.81
Bill Pmt -Check	05/10/2024	Bill.com	Hughes Fire Equip...	https://app02....			20000 · Accou...		846.01	-50,532.82
Bill Pmt -Check	05/10/2024	Bill.com	Boyetts Family Wat...	https://app02....			20000 · Accou...		64.02	-50,596.84
Bill Pmt -Check	05/10/2024	Bill.com	Hughes Fire Equip...	https://app02....			20000 · Accou...		53.75	-50,650.59
Bill Pmt -Check	05/10/2024	Bill.com	Waxie Sanitary Sup...	https://app02....			20000 · Accou...		43.48	-50,694.07
Bill Pmt -Check	05/10/2024	Bill.com	O'Reilly Automotive ...	https://app02....			20000 · Accou...		316.70	-51,010.77
Bill Pmt -Check	05/10/2024	Bill.com	Jason Chapman	https://app02....			20000 · Accou...		994.00	-52,004.77
Bill Pmt -Check	05/10/2024	Bill.com	Boyetts Family Wat...	https://app02....			20000 · Accou...		98.19	-52,102.96
Bill Pmt -Check	05/10/2024	Bill.com	Robert Horne Ford	https://app02....			20000 · Accou...		169.41	-52,272.37
Bill Pmt -Check	05/10/2024	Bill.com	Republic Services #...	https://app02....			20000 · Accou...		538.58	-52,810.95
Bill Pmt -Check	05/10/2024	Bill.com	Sunrise Health	https://app02....			20000 · Accou...		260.00	-53,070.95
Bill Pmt -Check	05/10/2024	Bill.com	W.W Williams	https://app02....			20000 · Accou...		70.41	-53,141.36
Bill Pmt -Check	05/10/2024	Bill.com	San Tan Auto Partn...	https://app02....			20000 · Accou...		332.95	-53,474.31
Bill Pmt -Check	05/10/2024	Bill.com	Waxie Sanitary Sup...	https://app02....			20000 · Accou...		149.79	-53,624.10
Bill Pmt -Check	05/10/2024	Bill.com	O'Reilly Automotive ...	https://app02....			20000 · Accou...		146.41	-53,770.51
Bill Pmt -Check	05/10/2024	Bill.com	O'Reilly Automotive ...	https://app02....			20000 · Accou...		37.61	-53,808.12
Bill Pmt -Check	05/10/2024	Bill.com	Hughes Fire Equip...	https://app02....			20000 · Accou...		19.40	-53,827.52
Bill Pmt -Check	05/10/2024	Bill.com	O'Reilly Automotive ...	https://app02....			20000 · Accou...		241.91	-54,069.43
Bill Pmt -Check	05/10/2024	Bill.com	Avid Locksmith, LLC	https://app02....			20000 · Accou...		115.00	-54,184.43
Bill Pmt -Check	05/10/2024	Bill.com	O'Reilly Automotive ...	https://app02....			20000 · Accou...		36.07	-54,220.50
Bill Pmt -Check	05/10/2024	Bill.com	O'Reilly Automotive ...	https://app02....			20000 · Accou...		46.08	-54,266.58
Bill Pmt -Check	05/10/2024	Bill.com	Factory Motor Parts	https://app02....			20000 · Accou...		767.81	-55,034.39
Bill Pmt -Check	05/10/2024	Bill.com	Southwest Ground ...	https://app02....			20000 · Accou...		400.00	-55,434.39
Bill Pmt -Check	05/10/2024	Bill.com	Kabat's Frontier Ace...	https://app02....			20000 · Accou...		12.74	-55,447.13
Bill Pmt -Check	05/10/2024	Bill.com	Boyetts Family Wat...	https://app02....			20000 · Accou...		65.46	-55,512.59
Bill Pmt -Check	05/10/2024	Bill.com	Turbo & Electric Sal...	https://app02....			20000 · Accou...		440.79	-55,953.38
Bill Pmt -Check	05/10/2024	Bill.com	Hafer A/C & Refridg...	https://app02....			20000 · Accou...		855.00	-56,808.38
Bill Pmt -Check	05/10/2024	Bill.com	Factory Motor Parts	https://app02....			20000 · Accou...		112.22	-56,920.60

Superstition Fire & Medical District Transaction Detail by Account May 2024

Type	Date	Num	Name	Memo	Class	Clr	Split	Debit	Credit	Balance
Bill Pmt -Check	05/10/2024	Bill.com	O'Reilly Automotive ...	https://app02....			20000 · Accou...		8.72	-56,929.32
Bill Pmt -Check	05/10/2024	Bill.com	Kabat's Frontier Ace...	https://app02....			20000 · Accou...		150.07	-57,079.39
Bill Pmt -Check	05/10/2024	Bill.com	Hughes Fire Equip...	https://app02....			20000 · Accou...		182.26	-57,261.65
Bill Pmt -Check	05/10/2024	Bill.com	IAFF Health & Well...	https://app02....			20000 · Accou...	133,795.53		-191,057.18
Bill Pmt -Check	05/10/2024	Bill.com	O'Reilly Automotive ...	https://app02....			20000 · Accou...		49.26	-191,106.44
Bill Pmt -Check	05/10/2024	Bill.com	Bound Tree Medical...	https://app02....			20000 · Accou...		33.80	-191,140.24
Bill Pmt -Check	05/10/2024	Bill.com	O'Reilly Automotive ...	https://app02....			20000 · Accou...		44.80	-191,185.04
Bill Pmt -Check	05/10/2024	Bill.com	City of Apache Junc...	https://app02....			20000 · Accou...	11,564.12		-202,749.16
Bill Pmt -Check	05/10/2024	Bill.com	San Tan Auto Partn...	https://app02....			20000 · Accou...		1,931.79	-204,680.95
Bill Pmt -Check	05/10/2024	Bill.com	Boyetts Family Wat...	https://app02....			20000 · Accou...		96.40	-204,777.35
Bill Pmt -Check	05/10/2024	Bill.com	San Tan Auto Partn...	https://app02....			20000 · Accou...		808.20	-205,585.55
Bill Pmt -Check	05/10/2024	Bill.com	O'Reilly Automotive ...	https://app02....			20000 · Accou...		59.99	-205,645.54
Bill Pmt -Check	05/10/2024	Bill.com	ADR Hardware, LLC	https://app02....			20000 · Accou...		10.68	-205,656.22
Bill Pmt -Check	05/10/2024	Bill.com	Robert Horne Ford	https://app02....			20000 · Accou...		89.29	-205,745.51
Bill Pmt -Check	05/10/2024	Bill.com	O'Reilly Automotive ...	https://app02....			20000 · Accou...		35.00	-205,780.51
Bill Pmt -Check	05/10/2024	Bill.com	San Tan Auto Partn...	https://app02....			20000 · Accou...		298.19	-206,078.70
Bill Pmt -Check	05/10/2024	Bill.com	Southwest Gas Cor...	https://app02....			20000 · Accou...		56.96	-206,135.66
Bill Pmt -Check	05/10/2024	Bill.com	Freightliner Of Arizo...	https://app02....			20000 · Accou...		506.10	-206,641.76
Bill Pmt -Check	05/10/2024	Bill.com	Professional Sales ...	https://app02....			20000 · Accou...		810.06	-207,451.82
Bill Pmt -Check	05/10/2024	Bill.com	Robert Horne Ford	https://app02....			20000 · Accou...		61.93	-207,513.75
Bill Pmt -Check	05/10/2024	Bill.com	Prudential Overall S...	https://app02....			20000 · Accou...	1,727.32		-209,241.07
Bill Pmt -Check	05/10/2024	Bill.com	Hughes Fire Equip...	https://app02....			20000 · Accou...		200.58	-209,441.65
Bill Pmt -Check	05/10/2024	Bill.com	Robert Horne Ford	https://app02....			20000 · Accou...		31.03	-209,472.68
Bill Pmt -Check	05/10/2024	Bill.com	San Tan Auto Partn...	https://app02....			20000 · Accou...		193.26	-209,665.94
Bill Pmt -Check	05/10/2024	Bill.com	O'Reilly Automotive ...	https://app02....			20000 · Accou...		54.53	-209,720.47
Bill Pmt -Check	05/10/2024	Bill.com	Robert Horne Ford	https://app02....			20000 · Accou...		158.41	-209,878.88
Bill Pmt -Check	05/10/2024	Bill.com	RWC International, ...	https://app02....			20000 · Accou...	1,335.40		-211,214.28
Bill Pmt -Check	05/10/2024	Bill.com	Freightliner Of Arizo...	https://app02....			20000 · Accou...		68.81	-211,283.09
Bill Pmt -Check	05/10/2024	Bill.com	Superstition Safety ...	https://app02....			20000 · Accou...		210.00	-211,493.09
Bill Pmt -Check	05/10/2024	Bill.com	Kabat's Frontier Ace...	https://app02....			20000 · Accou...		219.88	-211,712.97
Bill Pmt -Check	05/10/2024	Bill.com	W.W Williams	https://app02....			20000 · Accou...		208.84	-211,921.81
Bill Pmt -Check	05/10/2024	Bill.com	Waxie Sanitary Sup...	https://app02....			20000 · Accou...		484.22	-212,406.03
Bill Pmt -Check	05/10/2024	Bill.com	United Fire Equipm...	https://app02....			20000 · Accou...		222.63	-212,628.66
Bill Pmt -Check	05/10/2024	Bill.com	United Fire Equipm...	https://app02....			20000 · Accou...		222.63	-212,851.29
Bill Pmt -Check	05/10/2024	Bill.com	Boyetts Family Wat...	https://app02....			20000 · Accou...		98.19	-212,949.48
Bill Pmt -Check	05/10/2024	Bill.com	RWC International, ...	https://app02....			20000 · Accou...		684.90	-213,634.38
Bill Pmt -Check	05/10/2024	Bill.com	Hafer A/C & Refridg...	https://app02....			20000 · Accou...		348.38	-213,982.76
Bill Pmt -Check	05/10/2024	Bill.com	Waxie Sanitary Sup...	https://app02....			20000 · Accou...		53.57	-214,036.33
Bill Pmt -Check	05/10/2024	Bill.com	Kabat's Frontier Ace...	https://app02....			20000 · Accou...		19.63	-214,055.96
Bill Pmt -Check	05/10/2024	Bill.com	United Fire Equipm...	https://app02....			20000 · Accou...		4,251.68	-218,307.64
Bill Pmt -Check	05/10/2024	Bill.com	Wex Bank, Inc.	https://app02....			20000 · Accou...		3,273.97	-221,581.61
Bill Pmt -Check	05/10/2024	Bill.com	O'Reilly Automotive ...	https://app02....			20000 · Accou...		144.74	-221,726.35
Bill Pmt -Check	05/10/2024	Bill.com	O'Reilly Automotive ...	https://app02....			20000 · Accou...		142.36	-221,868.71
General Journal	05/10/2024	551		BILL 05/10/24...			10150 · Payroll...	102,003.00		-119,865.71
General Journal	05/10/2024	556		BILL 05/10/24...			10150 · Payroll...	133,795.53		13,929.82
Bill Pmt -Check	05/10/2024	Bill.com	City of Phoenix Fire ...	https://app02....			20000 · Accou...		10,500.00	3,429.82
Bill Pmt -Check	05/10/2024	Bill.com	Robert Horne Ford	https://app02....			20000 · Accou...		165.83	3,263.99
Bill Pmt -Check	05/10/2024	Bill.com	Boyetts Family Wat...	https://app02....			20000 · Accou...		32.73	3,231.26
Bill Pmt -Check	05/10/2024	Bill.com	Hughes Fire Equip...	https://app02....			20000 · Accou...		2,230.76	1,000.50

Superstition Fire & Medical District Transaction Detail by Account May 2024

Type	Date	Num	Name	Memo	Class	Clr	Split	Debit	Credit	Balance
Bill Pmt -Check	05/10/2024	Bill.com	Arizona PPE Recon...	https://app02....			20000 · Accou...		451.50	549.00
Bill Pmt -Check	05/20/2024	Bill.com	Central Arizona Sup...	https://app02....			20000 · Accou...		354.17	194.83
Bill Pmt -Check	05/20/2024	Bill.com	Mountain Vista Medi...	https://app02....			20000 · Accou...		821.26	-626.43
Bill Pmt -Check	05/20/2024	Bill.com	Proshred Security A...	https://app02....			20000 · Accou...		102.00	-728.43
Bill Pmt -Check	05/20/2024	Bill.com	Liberty Utilities AZ	https://app02....			20000 · Accou...		62.73	-791.16
Bill Pmt -Check	05/20/2024	Bill.com	Apache Junction Un...	https://app02....			20000 · Accou...	2,625.00		-3,416.16
Bill Pmt -Check	05/20/2024	Bill.com	Bud's Bulk Ice Servi...	https://app02....			20000 · Accou...	458.31		-3,874.47
Bill Pmt -Check	05/20/2024	Bill.com	United Fire Equipm...	https://app02....			20000 · Accou...	321.06		-4,195.53
Bill Pmt -Check	05/20/2024	Bill.com	United Fire Equipm...	https://app02....			20000 · Accou...	77.18		-4,272.71
Bill Pmt -Check	05/20/2024	Bill.com	United Fire Equipm...	https://app02....			20000 · Accou...	219.10		-4,491.81
Bill Pmt -Check	05/20/2024	Bill.com	Delta Dental Insura...	https://app02....			20000 · Accou...	892.63		-5,384.44
Bill Pmt -Check	05/20/2024	Bill.com	Bud's Bulk Ice Servi...	https://app02....			20000 · Accou...	344.28		-5,728.72
Bill Pmt -Check	05/20/2024	Bill.com	Brian Logsdon	https://app02....			20000 · Accou...	18.95		-5,747.67
Bill Pmt -Check	05/20/2024	Bill.com	United Fire Equipm...	https://app02....			20000 · Accou...	63.18		-5,810.85
Bill Pmt -Check	05/20/2024	Bill.com	United Fire Equipm...	https://app02....			20000 · Accou...	39.94		-5,850.79
Bill Pmt -Check	05/20/2024	Bill.com	United Fire Equipm...	https://app02....			20000 · Accou...	595.21		-6,446.00
Bill Pmt -Check	05/20/2024	Bill.com	United Fire Equipm...	https://app02....			20000 · Accou...	21.84		-6,467.84
Bill Pmt -Check	05/20/2024	Bill.com	United Fire Equipm...	https://app02....			20000 · Accou...	369.84		-6,837.68
Bill Pmt -Check	05/20/2024	Bill.com	Healthcare Medical ...	https://app02....			20000 · Accou...	54.82		-6,892.50
Bill Pmt -Check	05/20/2024	Bill.com	Leeanne Modaris	https://app02....			20000 · Accou...	105.60		-6,998.10
Bill Pmt -Check	05/20/2024	Bill.com	United Fire Equipm...	https://app02....			20000 · Accou...	22.65		-7,020.75
Bill Pmt -Check	05/20/2024	Bill.com	United Fire Equipm...	https://app02....			20000 · Accou...	170.37		-7,191.12
Bill Pmt -Check	05/20/2024	Bill.com	United Fire Equipm...	https://app02....			20000 · Accou...	116.64		-7,307.76
Bill Pmt -Check	05/20/2024	Bill.com	West Direct Oil, LLC	https://app02....			20000 · Accou...	1,686.25		-8,994.01
Bill Pmt -Check	05/20/2024	Bill.com	Arizona Department...	https://app02....			20000 · Accou...	250.00		-9,244.01
Bill Pmt -Check	05/20/2024	Bill.com	United Fire Equipm...	https://app02....			20000 · Accou...	40.71		-9,284.72
Bill Pmt -Check	05/20/2024	Bill.com	United Fire Equipm...	https://app02....			20000 · Accou...	196.68		-9,481.40
Bill Pmt -Check	05/20/2024	Bill.com	United Fire Equipm...	https://app02....			20000 · Accou...	18.12		-9,499.52
Bill Pmt -Check	05/20/2024	Bill.com	United Fire Equipm...	https://app02....			20000 · Accou...	252.87		-9,752.39
Bill Pmt -Check	05/20/2024	Bill.com	United Fire Equipm...	https://app02....			20000 · Accou...	142.63		-9,895.02
Bill Pmt -Check	05/20/2024	Bill.com	McNeil & Company,...	https://app02....			20000 · Accou...	69,490.00		-79,385.02
Bill Pmt -Check	05/20/2024	Bill.com	Hafer A/C & Refridg...	https://app02....			20000 · Accou...	1,095.48		-80,480.50
Bill Pmt -Check	05/20/2024	Bill.com	United Fire Equipm...	https://app02....			20000 · Accou...	103.17		-80,583.67
Bill Pmt -Check	05/20/2024	Bill.com	City of Mesa	https://app02....			20000 · Accou...	3,869.00		-84,452.67
Bill Pmt -Check	05/20/2024	Bill.com	AETNA	https://app02....			20000 · Accou...	489.07		-84,941.74
Bill Pmt -Check	05/20/2024	Bill.com	United Fire Equipm...	https://app02....			20000 · Accou...	699.52		-85,641.26
Bill Pmt -Check	05/20/2024	Bill.com	Healthcare Medical ...	https://app02....			20000 · Accou...	54.82		-85,696.08
Bill Pmt -Check	05/20/2024	Bill.com	Toshiba America Bu...	https://app02....			20000 · Accou...	182.23		-85,878.31
Bill Pmt -Check	05/20/2024	Bill.com	Turbo & Electric Sal...	https://app02....			20000 · Accou...	347.99		-86,226.30
Bill Pmt -Check	05/20/2024	Bill.com	United Fire Equipm...	https://app02....			20000 · Accou...	22.65		-86,248.95
Bill Pmt -Check	05/20/2024	Bill.com	UNITED HEALTHC...	https://app02....			20000 · Accou...	91.92		-86,340.87
Bill Pmt -Check	05/20/2024	Bill.com	Support Payment Cl...	https://app02....			20000 · Accou...	1,224.43		-87,565.30
Bill Pmt -Check	05/20/2024	Bill.com	United Fire Equipm...	https://app02....			20000 · Accou...	63.18		-87,628.48
Bill Pmt -Check	05/20/2024	Bill.com	Toshiba America Bu...	https://app02....			20000 · Accou...	83.23		-87,711.71
Bill Pmt -Check	05/20/2024	Bill.com	Aetna Behavioral H...	https://app02....			20000 · Accou...	1,044.48		-88,756.19
Bill Pmt -Check	05/20/2024	Bill.com	United Fire Equipm...	https://app02....			20000 · Accou...	19.24		-88,775.43
Bill Pmt -Check	05/20/2024	Bill.com	United Fire Equipm...	https://app02....			20000 · Accou...	36.00		-88,811.43
Bill Pmt -Check	05/20/2024	Bill.com	Delta Dental Insura...	https://app02....			20000 · Accou...	6,804.15		-95,615.58
Bill Pmt -Check	05/20/2024	Bill.com	United Fire Equipm...	https://app02....			20000 · Accou...	124.59		-95,740.17

Superstition Fire & Medical District Transaction Detail by Account May 2024

Type	Date	Num	Name	Memo	Class	Clr	Split	Debit	Credit	Balance
Bill Pmt -Check	05/20/2024	Bill.com	Healthcare Medical ...	https://app02....			20000 · Accou...		54.82	-95,794.99
Bill Pmt -Check	05/20/2024	Bill.com	UNITED HEALTHC...	https://app02....			20000 · Accou...		544.43	-96,339.42
Bill Pmt -Check	05/20/2024	Bill.com	Liberty Utilities AZ	https://app02....			20000 · Accou...		43.00	-96,382.42
Bill Pmt -Check	05/20/2024	Bill.com	United Fire Equipm...	https://app02....			20000 · Accou...		27.57	-96,409.99
Bill Pmt -Check	05/20/2024	Bill.com	United Fire Equipm...	https://app02....			20000 · Accou...		109.07	-96,519.06
Bill Pmt -Check	05/20/2024	Bill.com	United Fire Equipm...	https://app02....			20000 · Accou...		685.84	-97,204.90
Bill Pmt -Check	05/20/2024	Bill.com	Bud's Bulk Ice Servi...	https://app02....			20000 · Accou...		344.28	-97,549.18
Bill Pmt -Check	05/20/2024	Bill.com	Jonoco, LLC	https://app02....			20000 · Accou...		175.00	-97,724.18
Bill Pmt -Check	05/20/2024	Bill.com	L.N. Curtis & Sons	https://app02....			20000 · Accou...		293.53	-98,017.71
Bill Pmt -Check	05/20/2024	Bill.com	Salt River Project	https://app02....			20000 · Accou...	5,334.39		-103,352.10
Bill Pmt -Check	05/20/2024	Bill.com	Bud's Bulk Ice Servi...	https://app02....			20000 · Accou...	572.34		-103,924.44
Bill Pmt -Check	05/20/2024	Bill.com	United Fire Equipm...	https://app02....			20000 · Accou...	253.00		-104,177.44
Bill Pmt -Check	05/20/2024	Bill.com	Arizona Propane	https://app02....			20000 · Accou...	407.28		-104,584.72
Bill Pmt -Check	05/20/2024	Bill.com	United Fire Equipm...	https://app02....			20000 · Accou...	68.97		-104,653.69
Bill Pmt -Check	05/20/2024	Bill.com	United Fire Equipm...	https://app02....			20000 · Accou...	14.16		-104,667.85
Bill Pmt -Check	05/20/2024	Bill.com	United Fire Equipm...	https://app02....			20000 · Accou...	50.75		-104,718.60
Bill Pmt -Check	05/20/2024	Bill.com	MED Alliance Soluti...	https://app02....			20000 · Accou...	45,644.31		-150,362.91
Bill Pmt -Check	05/20/2024	Bill.com	Banner Desert Medi...	https://app02....			20000 · Accou...	4.60		-150,367.51
Bill Pmt -Check	05/20/2024	Bill.com	Chase Cardmember...	https://app02....			20000 · Accou...	22,197.11		-172,564.62
Bill Pmt -Check	05/20/2024	Bill.com	Mediacom	https://app02....			20000 · Accou...	229.95		-172,794.57
Bill Pmt -Check	05/20/2024	Bill.com	Healthcare Medical ...	https://app02....			20000 · Accou...	54.82		-172,849.39
Bill Pmt -Check	05/20/2024	Bill.com	United Fire Equipm...	https://app02....			20000 · Accou...	52.42		-172,901.81
Bill Pmt -Check	05/20/2024	Bill.com	Hafer A/C & Refridg...	https://app02....			20000 · Accou...	195.00		-173,096.81
Bill Pmt -Check	05/20/2024	Bill.com	United Fire Equipm...	https://app02....			20000 · Accou...	185.82		-173,282.63
Bill Pmt -Check	05/20/2024	Bill.com	Prophet Network Int...	https://app02....			20000 · Accou...	2,710.33		-175,992.96
Bill Pmt -Check	05/20/2024	Bill.com	United Fire Equipm...	https://app02....			20000 · Accou...	185.01		-176,177.97
Bill Pmt -Check	05/20/2024	Bill.com	United Fire Equipm...	https://app02....			20000 · Accou...	18.81		-176,196.78
Bill Pmt -Check	05/20/2024	Bill.com	United Fire Equipm...	https://app02....			20000 · Accou...	313.45		-176,510.23
Bill Pmt -Check	05/20/2024	Bill.com	Trust Account of Ja...	https://app02....			20000 · Accou...	572.04		-177,082.27
Bill Pmt -Check	05/20/2024	Bill.com	EBO Investments LLC	https://app02....			20000 · Accou...	355.61		-177,437.88
Bill Pmt -Check	05/20/2024	Bill.com	CenturyLink	https://app02....			20000 · Accou...	122.78		-177,560.66
Bill Pmt -Check	05/20/2024	Bill.com	CenturyLink	https://app02....			20000 · Accou...	354.31		-177,914.97
Bill Pmt -Check	05/20/2024	Bill.com	Healthcare Medical ...	https://app02....			20000 · Accou...	54.82		-177,969.79
Bill Pmt -Check	05/20/2024	Bill.com	Verizon Wireless Se...	https://app02....			20000 · Accou...	2,046.44		-180,016.23
Bill Pmt -Check	05/20/2024	Bill.com	Bud's Bulk Ice Servi...	https://app02....			20000 · Accou...	374.69		-180,390.92
Bill Pmt -Check	05/20/2024	Bill.com	United Fire Equipm...	https://app02....			20000 · Accou...	183.09		-180,574.01
Bill Pmt -Check	05/20/2024	Bill.com	Mr. John Walka	https://app02....			20000 · Accou...	1,458.00		-182,032.01
Bill Pmt -Check	05/20/2024	Bill.com	United Fire Equipm...	https://app02....			20000 · Accou...	335.77		-182,367.78
Bill Pmt -Check	05/20/2024	Bill.com	United Fire Equipm...	https://app02....			20000 · Accou...	4.78		-182,372.56
Bill Pmt -Check	05/20/2024	Bill.com	United Fire Equipm...	https://app02....			20000 · Accou...	64.85		-182,437.41
General Journal	05/20/2024	552		BILL 05/20/24...			10150 · Payroll...	183,982.41		1,545.00
Bill Pmt -Check	05/20/2024	Bill.com	Banner Baywood M...	https://app02....			20000 · Accou...		6.00	1,539.00
Bill Pmt -Check	05/20/2024	Bill.com	United Fire Equipm...	https://app02....			20000 · Accou...		700.00	839.00
Bill Pmt -Check	05/20/2024	Bill.com	MR. JOSEPH PETE...	https://app02....			20000 · Accou...		290.00	549.00
Bill Pmt -Check	05/21/2024	Bill.com	Pitney Bowes Inc	https://app02....			20000 · Accou...		187.64	361.36
General Journal	05/21/2024	553		BILL 05/21/24...			10150 · Payroll...	187.64		549.00
General Journal	05/21/2024	555		BILL 05/21/24...			10150 · Payroll...		250.00	299.00
General Journal	05/21/2024	557		BILL 05/21/24...			10150 · Payroll...		85.63	213.37
Bill Pmt -Check	05/24/2024	Bill.com	Arizona Water Com...	https://app02....			20000 · Accou...		218.61	-5.24

5:48 AM

06/13/24

Accrual Basis

Superstition Fire & Medical District Transaction Detail by Account May 2024

Type	Date	Num	Name	Memo	Class	Clr	Split	Debit	Credit	Balance
Bill Pmt -Check	05/24/2024	Bill.com	United Fire Equipm...	https://app02....			20000 · Accou...		34.48	-39.72
Bill Pmt -Check	05/24/2024	Bill.com	United Fire Equipm...	https://app02....			20000 · Accou...		105.14	-144.86
Bill Pmt -Check	05/24/2024	Bill.com	Arizona Water Com...	https://app02....			20000 · Accou...		34.64	-179.50
Bill Pmt -Check	05/24/2024	Bill.com	United Fire Equipm...	https://app02....			20000 · Accou...		91.36	-270.86
Bill Pmt -Check	05/24/2024	Bill.com	7710 Insurance Co, ...	https://app02....			20000 · Accou...		34,538.00	-34,808.86
Bill Pmt -Check	05/24/2024	Bill.com	United Fire Equipm...	https://app02....			20000 · Accou...		157.21	-34,966.07
Bill Pmt -Check	05/24/2024	Bill.com	Hafer A/C & Refridg...	https://app02....			20000 · Accou...		390.00	-35,356.07
Bill Pmt -Check	05/24/2024	Bill.com	Arizona Water Com...	https://app02....			20000 · Accou...		108.18	-35,464.25
Bill Pmt -Check	05/24/2024	Bill.com	Jonoco, LLC	https://app02....			20000 · Accou...		11,971.00	-47,435.25
Bill Pmt -Check	05/24/2024	Bill.com	City of Mesa	https://app02....			20000 · Accou...		39,198.42	-86,633.67
Bill Pmt -Check	05/24/2024	Bill.com	UKG Inc	https://app02....			20000 · Accou...		45.75	-86,679.42
Bill Pmt -Check	05/24/2024	Bill.com	Cummins Sales and...	https://app02....			20000 · Accou...		1,860.30	-88,539.72
Bill Pmt -Check	05/24/2024	Bill.com	Apache Junction W...	https://app02....			20000 · Accou...		90.20	-88,629.92
Bill Pmt -Check	05/24/2024	Bill.com	United Fire Equipm...	https://app02....			20000 · Accou...		43.13	-88,673.05
Bill Pmt -Check	05/24/2024	Bill.com	Apache Sands Servi...	https://app02....			20000 · Accou...		204.00	-88,877.05
Bill Pmt -Check	05/24/2024	Bill.com	Arizona Water Com...	https://app02....			20000 · Accou...		32.01	-88,909.06
Bill Pmt -Check	05/24/2024	Bill.com	relevant Digital Mark...	https://app02....			20000 · Accou...		99.00	-89,008.06
Bill Pmt -Check	05/24/2024	Bill.com	Hafer A/C & Refridg...	https://app02....			20000 · Accou...		375.00	-89,383.06
Bill Pmt -Check	05/24/2024	Bill.com	McNeil & Company,...	https://app02....			20000 · Accou...		1,722.94	-91,106.00
Bill Pmt -Check	05/24/2024	Bill.com	City of Mesa	https://app02....			20000 · Accou...		38,723.25	-129,829.25
Bill Pmt -Check	05/24/2024	Bill.com	Apache Junction W...	https://app02....			20000 · Accou...		268.32	-130,097.57
Bill Pmt -Check	05/24/2024	Bill.com	United Fire Equipm...	https://app02....			20000 · Accou...		69.08	-130,166.65
Bill Pmt -Check	05/24/2024	Bill.com	Jennifer Burke	https://app02....			20000 · Accou...		128.91	-130,295.56
Bill Pmt -Check	05/24/2024	Bill.com	United Fire Equipm...	https://app02....			20000 · Accou...		100.10	-130,395.66
Bill Pmt -Check	05/24/2024	Bill.com	Apache Junction W...	https://app02....			20000 · Accou...		59.67	-130,455.33
Bill Pmt -Check	05/24/2024	Bill.com	Arizona Water Com...	https://app02....			20000 · Accou...		34.64	-130,489.97
Bill Pmt -Check	05/24/2024	Bill.com	United Fire Equipm...	https://app02....			20000 · Accou...		342.02	-130,831.99
General Journal	05/24/2024	554		BILL 05/24/24...			10150 · Payroll...	53,459.32		-77,372.67
Bill Pmt -Check	05/24/2024	Bill.com	Texas Roadhouse	https://app02....			20000 · Accou...		800.00	-78,172.67
General Journal	05/24/2024	570		BILL 05/24/24...			10150 · Payroll...	800.00		-77,372.67
General Journal	05/24/2024	571		BILL 05/24/24...			10150 · Payroll...	77,921.67		549.00
Bill Pmt -Check	05/24/2024	Bill.com	KATHLEEN D. BLAIR	https://app02....			20000 · Accou...		85.63	463.37
General Journal	05/31/2024	579		to clear bill.co...			4212510 · 10 ...		1,122.07	-658.70
Total 1072 · Bill.com Money Out Clearing								624,926.64	625,585.34	-658.70
TOTAL								7,337,733.01	4,604,617.38	2,733,115.63



Superstition Fire and Medical District

Fiscal Year Begins: Jul-23

Twelve-Month Cash Flow

Superstition Fire and Medical District

	Beginning	Jul-23	Aug-23	Sep-23	Oct-23	Nov-23	Dec-23	Jan-24	Feb-24	Mar-24	Apr-24	May-24	Jun-24	Monthly Average	Overview
Cash Summary															
Cash on Hand (beginning of month)	3,813,439	3,813,439	3,000,858	1,816,678	2,304,083	8,342,050	8,927,037	9,016,397	8,674,271	7,227,304	6,383,580	6,182,435	8,765,229	6,204,447	
Cash Available (on hand + receipts, before cash out)	3,813,439	4,180,009	3,814,728	4,510,002	9,854,440	10,826,004	11,190,588	10,412,165	9,669,284	8,220,549	8,175,581	10,528,910	9,690,487	8,422,729	
Cash Position (end of month)	3,813,439	3,000,858	1,816,678	2,304,083	8,342,050	8,927,037	9,016,397	8,674,271	7,227,304	6,383,580	6,182,435	8,765,229	5,418,146	6,338,172	
Cash Receipts															
Tax Levy Revenue		23,876	226,083	1,199,041	7,057,163	1,670,952	1,639,744	873,004	527,219	584,313	1,209,282	3,809,923	234,084	1,587,890	
Non-Tax Levy Revenue		342,693	500,787	1,444,075	434,193	453,386	623,807	483,894	467,794	408,932	582,719	536,552	507,936	565,564	
Transfers		0	87,000	50,208	59,000	359,616	0	38,869	0	0	0	0	183,238	64,828	
Total Cash Receipts		366,570	813,870	2,693,324	7,550,357	2,483,954	2,263,551	1,395,768	995,013	993,245	1,792,001	4,346,475	925,258	2,218,282	
Cash Paid Out															
Disbursements		1,179,151	1,998,050	2,205,919	1,512,390	1,898,967	2,174,190	1,737,894	2,441,980	1,836,968	1,993,145	1,763,681	3,272,341	2,001,223	
Transfers		0	0	0	0	0	0	0	0	0	0	0	1,000,000	83,333	
Total Cash Paid Out		1,179,151	1,998,050	2,205,919	1,512,390	1,898,967	2,174,190	1,737,894	2,441,980	1,836,968	1,993,145	1,763,681	4,272,341	2,084,556	
		(Actual)	(Actual)	(Actual)	(Actual)	(Actual)	(Actual)	(Actual)	(Actual)	(Actual)	(Actual)	(Actual)	(Budget)		

*This includes the General Fund, Transport Services Fund and Special Revenue Fund