



Superstition Fire and Medical District

Monthly Financial Report

Monthly Financial Report – April 2024

Attached are the following for your information and review:

1. Balance Sheet as of April 30, 2024.
2. Summary of reconciled cash balances on April 30, 2024.
3. Income Statement of Revenues and Expenditures for April 2024, including budget to actual and year-to-date balances.
4. PPT Graphs
5. April 2024 Disbursements.
6. 12-Month Cash Flow.

Key points:

- Total Revenue for April was \$1,662,821, which was \$611,336 under budget.
 - Tax Levy Revenue for April was \$631,275 under budget.
 - Non-Tax Levy Revenue for April was \$453,540, which was \$19,940 over budget.
 - Driven by increase in Transport revenue and Investment income offset lower than anticipated state land deployments.
- Total Expenses for April were \$1,595,915, which were \$88,326 under budget.
 - Wages and Benefits are over budget by \$13,297 driven by increase in overtime.
 - All other categories of expenses are below budget
- Year-to-Date Revenue is \$19,675,290, which is \$149,964 under budget.
 - Tax Levy Revenue is \$708,969 under budget.
 - Non-Tax Levy Revenue is \$559,005 over budget, driven by City of Apache Junction Transport Grant, Transport revenue and Investment income.
- Year-to-Date Expenses are \$18,331,242, which are \$569,818 under budget.
 - Professional Expenses are under budget by \$168,909, driven by timing of dispatch, maintenance fees and other services.
 - Operating Supplies are under budget by \$131,817, driven by lower fuel costs and wildland deployment costs.

Please contact Ben Archer-Clowes for any questions or concerns regarding this report.

Superstition Fire & Medical District Balance Sheet Prev Year Comparison

05/09/24

Accrual Basis

As of April 30, 2024

	Apr 30, 24	Apr 30, 23	\$ Change
ASSETS			
Current Assets			
Checking/Savings			
10100 · Fund Cash - General (M&O)	4,987,644.63	15,854,536.29	-10,866,891.66
10120 · Ambulance Operating	23,234.99	2,964,175.07	-2,940,940.08
10130 · Ambulance Payroll	464,370.61	-1,777,574.56	2,241,945.17
10140 · Transport Lockbox	217,605.89	0.00	217,605.89
10150 · Payroll Account	407,521.37	-10,247,301.66	10,654,823.03
10200 · Fund Cash - Capital Projects	2,743,216.73	2,557,074.49	186,142.24
10400 · Special Revenue Fund	118,046.24	65,813.14	52,233.10
10500 · Fund Cash - Bond Proceeds 2006	579,009.26	695,875.31	-116,866.05
10600 · Debt Retirement Interest	31,923.52	58,057.76	-26,134.24
10700 · Contingency Reserve Fund Cash	3,457,982.97	3,365,432.92	92,550.05
11000 · Petty Cash - Accounting	100.00	100.00	0.00
Total Checking/Savings	13,030,656.21	13,536,188.76	-505,532.55
Accounts Receivable			
13000 · Accounts Receivable	11,790.08	0.00	11,790.08
Total Accounts Receivable	11,790.08	0.00	11,790.08
Other Current Assets			
12001 · Undeposited Funds	33,858.79	0.00	33,858.79
15000 · Due From other funds	0.00	604,645.82	-604,645.82
Total Other Current Assets	33,858.79	604,645.82	-570,787.03
Total Current Assets	13,076,305.08	14,140,834.58	-1,064,529.50
Other Assets			
19000 · Suspense	2,148.37	0.00	2,148.37
Total Other Assets	2,148.37	0.00	2,148.37
TOTAL ASSETS	<u>13,078,453.45</u>	<u>14,140,834.58</u>	<u>-1,062,381.13</u>
LIABILITIES & EQUITY			
Liabilities			
Current Liabilities			
Accounts Payable			
20000 · Accounts Payable	169,150.75	44,736.38	124,414.37
Total Accounts Payable	169,150.75	44,736.38	124,414.37
Other Current Liabilities			
21000 · Payroll Liabilities	193,753.35	-7,038.14	200,791.49
21250 · Sales Tax Payable	117.95	420.58	-302.63
25000 · Due To other funds	0.00	604,645.82	-604,645.82
Total Other Current Liabilities	193,871.30	598,028.26	-404,156.96
Total Current Liabilities	363,022.05	642,764.64	-279,742.59
Total Liabilities	363,022.05	642,764.64	-279,742.59
Equity			
30000 · Opening Balance Equity	542.81	0.00	542.81
31000 · Fund Balance - General Fund	3,548,867.19	3,548,867.19	0.00
32000 · Retained Earnings	7,815,244.58	5,092,691.25	2,722,553.33
Net Income	1,350,776.82	4,856,511.50	-3,505,734.68
Total Equity	12,715,431.40	13,498,069.94	-782,638.54
TOTAL LIABILITIES & EQUITY	<u>13,078,453.45</u>	<u>14,140,834.58</u>	<u>-1,062,381.13</u>

Superstition Fire and Medical District
Reconciliation Summary
Period Ending 04/30/2024

	General Fund	Ambulance	Capital Projects	Special Revenue	Bond Proceeds
	4/30/2024	Operating	4/30/2024	Fund	4/30/2024
	4/30/2024	4/30/2024	4/30/2024	4/30/2024	4/30/2024
Beginning Balance	5,523,848.45	190,475.44	2,810,923.30	114,186.72	540,845.22
Cleared Transactions					
Checks and Payments	(1,750,050.00)	(540.21)	(76,285.44)	-	-
Deposits and Credits	1,240,462.28	272,185.38	8,578.87	3,859.52	38,164.04
Total Cleared Transactions	<u>(509,587.72)</u>	<u>271,645.17</u>	<u>(67,706.57)</u>	<u>3,859.52</u>	<u>38,164.04</u>
Cleared Balance	<u>5,014,260.73</u>	<u>462,120.61</u>	<u>2,743,216.73</u>	<u>118,046.24</u>	<u>579,009.26</u>
Uncleared Transactions					
Checks and Payments	(26,616.10)	-	-	-	-
Deposits and Credits	-	2,250.00	-	-	-
Total Uncleared Transactions	<u>(26,616.10)</u>	<u>2,250.00</u>	<u>-</u>	<u>-</u>	<u>-</u>
Register Balance as of 4/30/2024	<u>4,987,644.63</u>	<u>464,370.61</u>	<u>2,743,216.73</u>	<u>118,046.24</u>	<u>579,009.26</u>
	Debt Retirement	Contingency	Transport	Ground	Payroll Account
	Interest	Reserve Fund	Lockbox	Transportaion	4/30/2024
	4/30/2024	4/30/2024	4/30/2024	4/30/2024	4/30/2024
Beginning Balance	27,632.08	3,448,039.75	61,786.91	25,869.50	496,636.81
Cleared Transactions					
Checks and Payments	-	-	-	-	(1,916,269.78)
Deposits and Credits	4,291.44	9,943.22	155,818.98	73.43	1,827,154.34
Total Cleared Transactions	<u>4,291.44</u>	<u>9,943.22</u>	<u>155,818.98</u>	<u>73.43</u>	<u>(89,115.44)</u>
	<u>31,923.52</u>	<u>3,457,982.97</u>	<u>217,605.89</u>	<u>25,942.93</u>	<u>407,521.37</u>
Uncleared Transactions					
Checks and Payments	-	-	-	(2,707.94)	-
Deposits and Credits	-	-	-	-	-
Total Uncleared Transactions	<u>-</u>	<u>-</u>	<u>-</u>	<u>(2,707.94)</u>	<u>-</u>
Register Balance as of 4/30/2024	<u>31,923.52</u>	<u>3,457,982.97</u>	<u>217,605.89</u>	<u>23,234.99</u>	<u>407,521.37</u>

Superstition Fire & Medical District Profit & Loss Budget Performance - General Fund April 2024

	Apr 24	Budget	\$ Over Budget	Jul '23 - Apr 24	YTD Budget	\$ Over Budget	Annual Budget
Ordinary Income/Expense							
Income							
41000 · Tax Revenue	1,209,281.68	1,840,557.00	-631,275.32	14,991,940.06	15,700,909.00	-708,968.94	19,054,684.00
42000 · Non-Tax Revenue	24,013.87	90,021.00	-66,007.13	749,729.92	550,210.00	199,519.92	13,488.00
Total Income	1,233,295.55	1,930,578.00	-697,282.45	15,741,669.98	16,251,119.00	-509,449.02	19,068,172.00
Gross Profit	1,233,295.55	1,930,578.00	-697,282.45	15,741,669.98	16,251,119.00	-509,449.02	19,068,172.00
Expense							
50000 · Wages	830,813.15	816,607.00	14,206.15	9,065,953.55	9,023,682.00	42,271.55	10,656,898.00
53700 · Employer Provided Benefits	303,301.78	299,113.00	4,188.78	3,742,751.41	3,644,101.00	98,650.41	5,456,383.00
54000 · Equipment & Machinery	0.00	5,541.00	-5,541.00	42,067.09	55,410.00	-13,342.91	66,493.00
55000 · Operating Supplies	60,923.10	94,684.00	-33,760.90	777,629.92	946,840.00	-169,210.08	1,136,200.00
59000 · Facility Services	9,953.50	24,612.00	-14,658.50	158,301.58	246,120.00	-87,818.42	295,337.00
60000 · Professional	85,780.51	104,391.00	-18,610.49	903,682.04	1,042,186.00	-138,503.96	1,275,631.00
63000 · Financial Services	-3,790.16	333.00	-4,123.16	10,022.76	3,330.00	6,692.76	4,000.00
64000 · Training Services	1,458.00	14,769.00	-13,311.00	65,306.63	147,690.00	-82,383.37	177,230.00
Total Expense	1,288,439.88	1,360,050.00	-71,610.12	14,765,714.98	15,109,359.00	-343,644.02	19,068,172.00
Net Ordinary Income	-55,144.33	570,528.00	-625,672.33	975,955.00	1,141,760.00	-165,805.00	0.00
Net Income	-55,144.33	570,528.00	-625,672.33	975,955.00	1,141,760.00	-165,805.00	0.00

Superstition Fire & Medical District
Profit & Loss Budget Performance - Transport Services Fund
April 2024

	Apr 24	Budget	\$ Over Budget	Jul '23 - Apr 24	YTD Budget	\$ Over Budget	Annual Budget
Ordinary Income/Expense							
Income							
42000 · Non-Tax Revenue	425,666.13	342,221.00	83,445.13	3,908,572.04	3,560,555.00	348,017.04	4,393,108.00
Total Income	425,666.13	342,221.00	83,445.13	3,908,572.04	3,560,555.00	348,017.04	4,393,108.00
Gross Profit	425,666.13	342,221.00	83,445.13	3,908,572.04	3,560,555.00	348,017.04	4,393,108.00
Expense							
50000 · Wages	154,562.72	157,150.00	-2,587.28	1,649,526.10	1,728,656.00	-79,129.90	2,042,979.00
53700 · Employer Provided Benefits	57,944.26	60,455.00	-2,510.74	608,520.51	642,024.00	-33,503.49	766,932.00
54000 · Equipment & Machinery	0.00	477.00	-477.00	203,579.57	224,596.00	-21,016.43	225,543.00
55000 · Operating Supplies	53,156.77	40,866.00	12,290.77	446,052.65	408,660.00	37,392.65	490,412.00
59000 · Facility Services	2,882.77	7,218.00	-4,335.23	63,574.44	72,180.00	-8,605.56	86,608.00
60000 · Professional	24,433.12	30,240.00	-5,806.88	407,340.46	437,745.00	-30,404.54	543,580.00
63000 · Financial Services	14,222.97	18,538.00	-4,315.03	157,211.91	185,380.00	-28,168.09	222,454.00
64000 · Training Services	0.00	2,466.00	-2,466.00	20,360.14	24,660.00	-4,299.86	29,600.00
Total Expense	307,202.61	317,410.00	-10,207.39	3,556,165.78	3,723,901.00	-167,735.22	4,408,108.00
Net Ordinary Income	118,463.52	24,811.00	93,652.52	352,406.26	-163,346.00	515,752.26	-15,000.00
Net Income	<u>118,463.52</u>	<u>24,811.00</u>	<u>93,652.52</u>	<u>352,406.26</u>	<u>-163,346.00</u>	<u>515,752.26</u>	<u>-15,000.00</u>

Superstition Fire & Medical District Profit & Loss Budget Performance - Special Revenues Fund April 2024

	Apr 24	Budget	\$ Over Budget	Jul '23 - Apr 24	YTD Budget	\$ Over Budget	Annual Budget
Ordinary Income/Expense							
Income							
42000 · Non-Tax Revenue	3,859.52	1,358.00	2,501.52	25,048.26	13,580.00	11,468.26	16,300.00
Total Income	3,859.52	1,358.00	2,501.52	25,048.26	13,580.00	11,468.26	16,300.00
Gross Profit	3,859.52	1,358.00	2,501.52	25,048.26	13,580.00	11,468.26	16,300.00
Expense							
63000 · Financial Services	0.00	17.00	-17.00	2.89	170.00	-167.11	202.00
77000 · Community Services	271.66	6,763.00	-6,491.34	9,358.80	67,630.00	-58,271.20	81,160.00
Total Expense	271.66	6,780.00	-6,508.34	9,361.69	67,800.00	-58,438.31	81,362.00
Net Ordinary Income	3,587.86	-5,422.00	9,009.86	15,686.57	-54,220.00	69,906.57	-65,062.00
Net Income	3,587.86	-5,422.00	9,009.86	15,686.57	-54,220.00	69,906.57	-65,062.00

Superstition Fire & Medical District
Profit & Loss Budget Performance - Capital Fund
April 2024

	<u>Apr 24</u>	<u>Budget</u>	<u>\$ Over Budget</u>	<u>Jul '23 - Apr 24</u>	<u>YTD Budget</u>	<u>\$ Over Budget</u>	<u>Annual Budget</u>
Ordinary Income/Expense							
Income							
42000 · Non-Tax Revenue	8,578.87	2,500.00	6,078.87	181,427.87	25,000.00	156,427.87	1,030,000.00
Total Income	8,578.87	2,500.00	6,078.87	181,427.87	25,000.00	156,427.87	1,030,000.00
Gross Profit	8,578.87	2,500.00	6,078.87	181,427.87	25,000.00	156,427.87	1,030,000.00
Expense							
63000 · Financial Services	0.00	0.00	0.00	0.00	0.00	0.00	0.00
77000 · Community Services	0.00	0.00	0.00	1,499.97	0.00	1,499.97	0.00
Total Expense	0.00	0.00	0.00	1,499.97	0.00	1,499.97	0.00
Net Ordinary Income	8,578.87	2,500.00	6,078.87	179,927.90	25,000.00	154,927.90	1,030,000.00
Other Income/Expense							
Other Expense							
71000 · Capital Outlay	176,489.35	63,186.00	113,303.35	709,233.81	662,715.00	46,518.81	1,024,005.00
Total Other Expense	176,489.35	63,186.00	113,303.35	709,233.81	662,715.00	46,518.81	1,024,005.00
Net Other Income	-176,489.35	-63,186.00	-113,303.35	-709,233.81	-662,715.00	-46,518.81	-1,024,005.00
Net Income	-167,910.48	-60,686.00	-107,224.48	-529,305.91	-637,715.00	108,409.09	5,995.00

Superstition Fire & Medical District Profit & Loss Budget Performance - Debt Service Fund April 2024

	Apr 24	Budget	\$ Over Budget	Jul '23 - Apr 24	YTD Budget	\$ Over Budget	Annual Budget
Ordinary Income/Expense							
Income							
41000 · Tax Revenue	40,941.99	139,782.00	-98,840.01	493,704.80	602,949.00	-109,244.20	640,367.00
42000 · Non-Tax Revenue	1,513.49	204.00	1,309.49	9,416.28	2,040.00	7,376.28	2,450.00
Total Income	42,455.48	139,986.00	-97,530.52	503,121.08	604,989.00	-101,867.92	642,817.00
Gross Profit	42,455.48	139,986.00	-97,530.52	503,121.08	604,989.00	-101,867.92	642,817.00
Expense							
63000 · Financial Services	0.00	0.00	0.00	0.00	0.00	0.00	0.00
Total Expense	0.00	0.00	0.00	0.00	0.00	0.00	0.00
Net Ordinary Income	42,455.48	139,986.00	-97,530.52	503,121.08	604,989.00	-101,867.92	642,817.00
Other Income/Expense							
Other Expense							
70000 · Debt Service	0.00	0.00	0.00	36,775.85	36,776.00	-0.15	695,552.00
Total Other Expense	0.00	0.00	0.00	36,775.85	36,776.00	-0.15	695,552.00
Net Other Income	0.00	0.00	0.00	-36,775.85	-36,776.00	0.15	-695,552.00
Net Income	42,455.48	139,986.00	-97,530.52	466,345.23	568,213.00	-101,867.77	-52,735.00

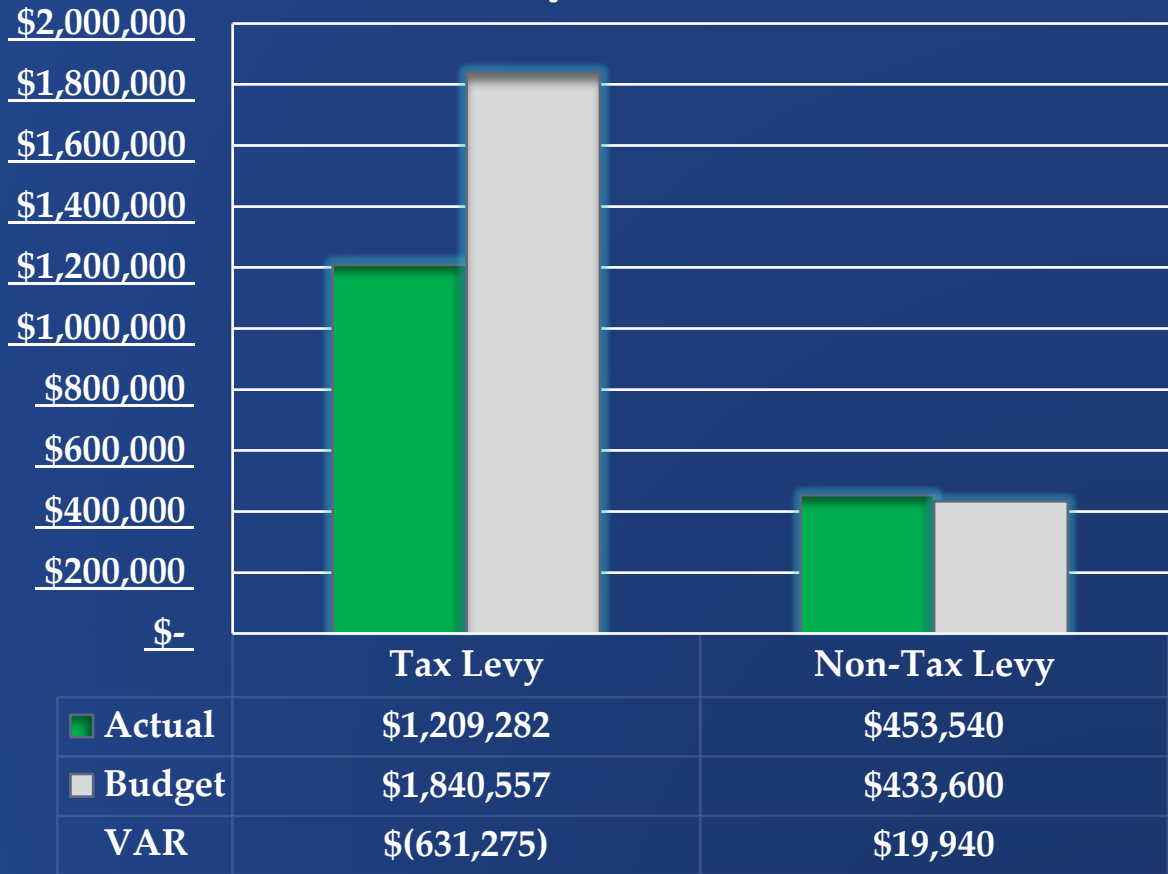
Superstition Fire & Medical District Profit & Loss Budget Performance - COP Reserve Fund April 2024

	Apr 24	Budget	\$ Over Budget	Jul '23 - Apr 24	YTD Budget	\$ Over Budget	Annual Budget
Ordinary Income/Expense							
Income							
42000 · Non-Tax Revenue	9,943.22	3,833.00	6,110.22	76,500.18	38,330.00	38,170.18	-137,238.00
Total Income	9,943.22	3,833.00	6,110.22	76,500.18	38,330.00	38,170.18	-137,238.00
Gross Profit	9,943.22	3,833.00	6,110.22	76,500.18	38,330.00	38,170.18	-137,238.00
Expense							
63000 · Financial Services	0.00	0.00	0.00	0.00	0.00	0.00	0.00
Total Expense	0.00	0.00	0.00	0.00	0.00	0.00	0.00
Net Ordinary Income	9,943.22	3,833.00	6,110.22	76,500.18	38,330.00	38,170.18	-137,238.00
Net Income	<u>9,943.22</u>	<u>3,833.00</u>	<u>6,110.22</u>	<u>76,500.18</u>	<u>38,330.00</u>	<u>38,170.18</u>	<u>-137,238.00</u>

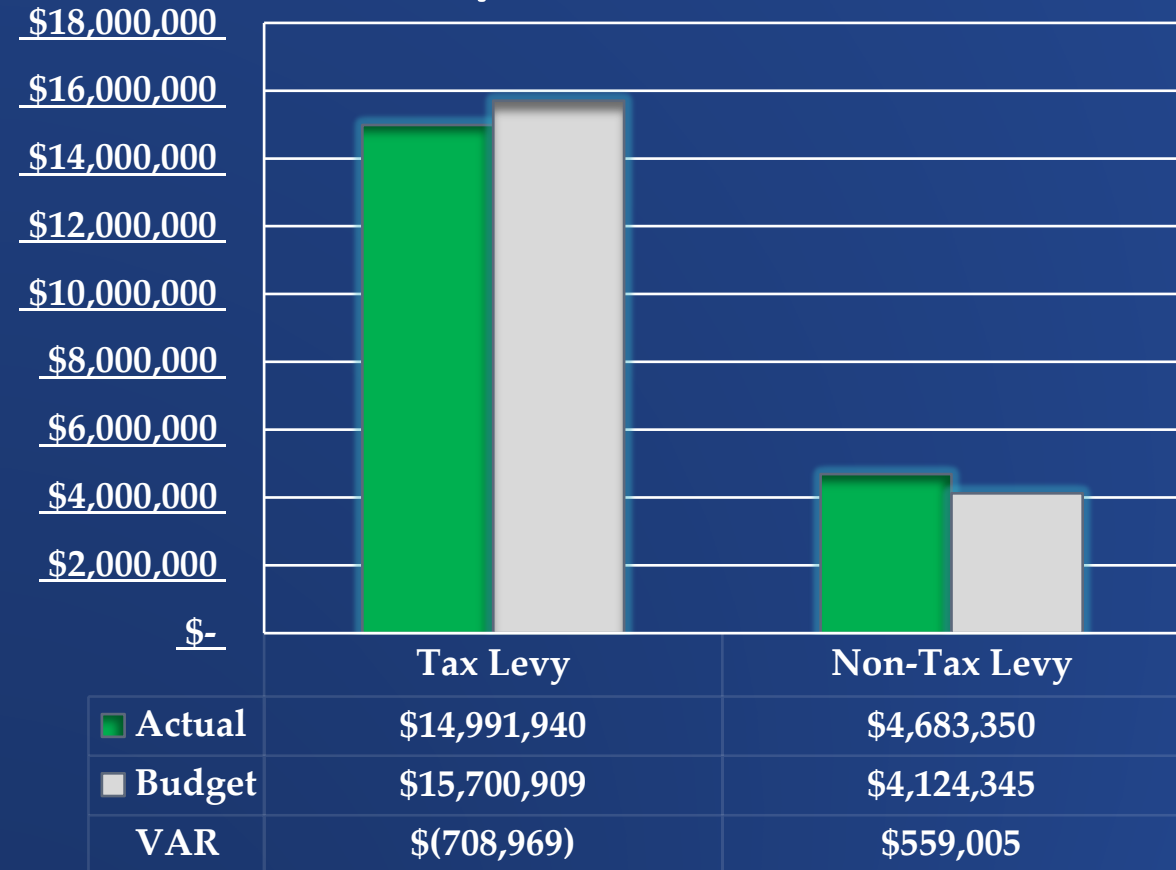


Revenue Actuals vs. Budget

April



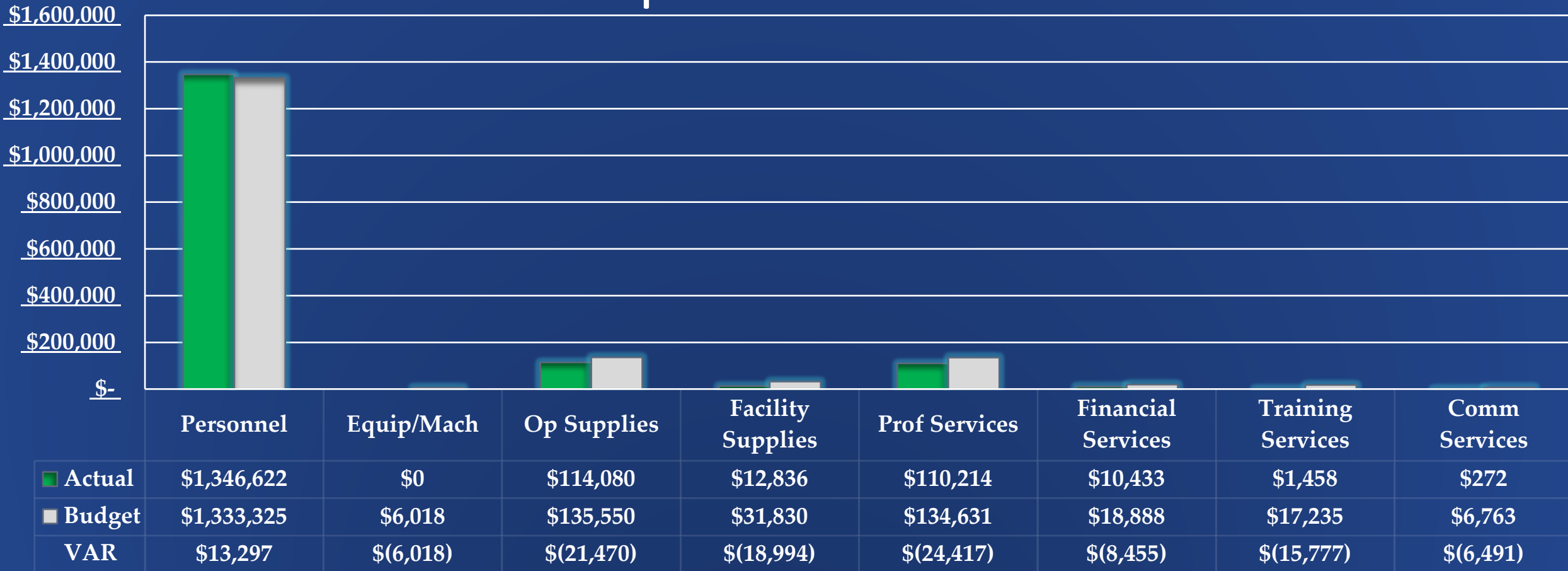
April YTD





April 2024 Actuals vs. Budget

Expenditures





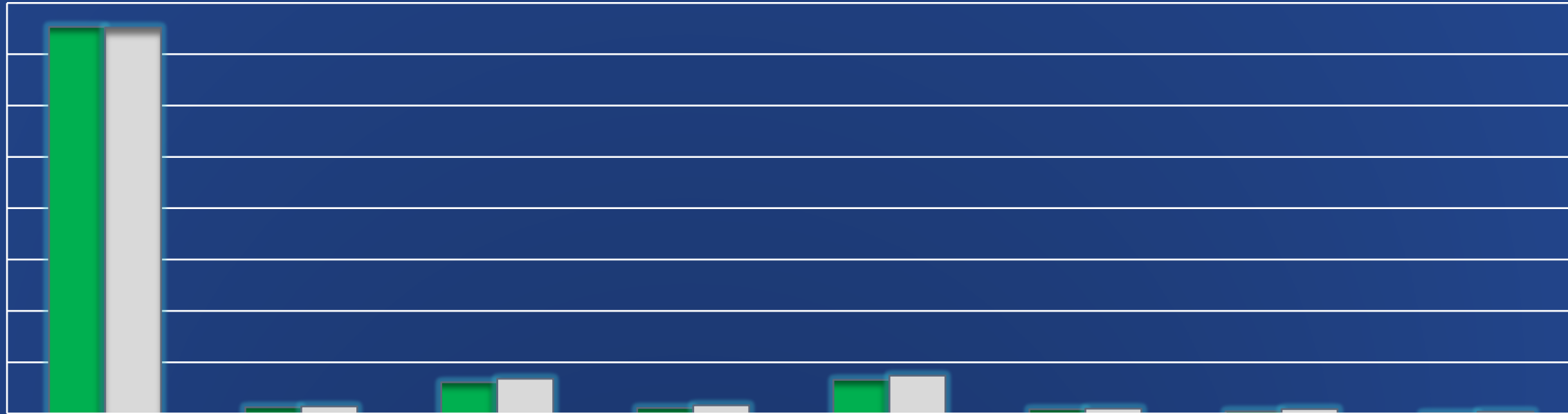
YTD Actuals vs. Budget

JVG

JAMES VINCENT GROUP
ACCOUNTING & CONSULTING

Expenditures

\$16,000,000
\$14,000,000
\$12,000,000
\$10,000,000
\$8,000,000
\$6,000,000
\$4,000,000
\$2,000,000
\$-



	Personnel	Equip/Mach	Op Supplies	Facility Supplies	Prof Services	Financial Services	Training Services	Comm Services
Actual	\$15,066,752	\$245,647	\$1,223,683	\$221,876	\$1,311,023	\$167,238	\$85,667	\$9,359
Budget	\$15,038,463	\$280,006	\$1,355,500	\$318,300	\$1,479,931	\$188,880	\$172,350	\$67,630
VAR	\$28,289	\$(34,359)	\$(131,817)	\$(96,424)	\$(168,909)	\$(21,642)	\$(86,683)	\$(58,271)

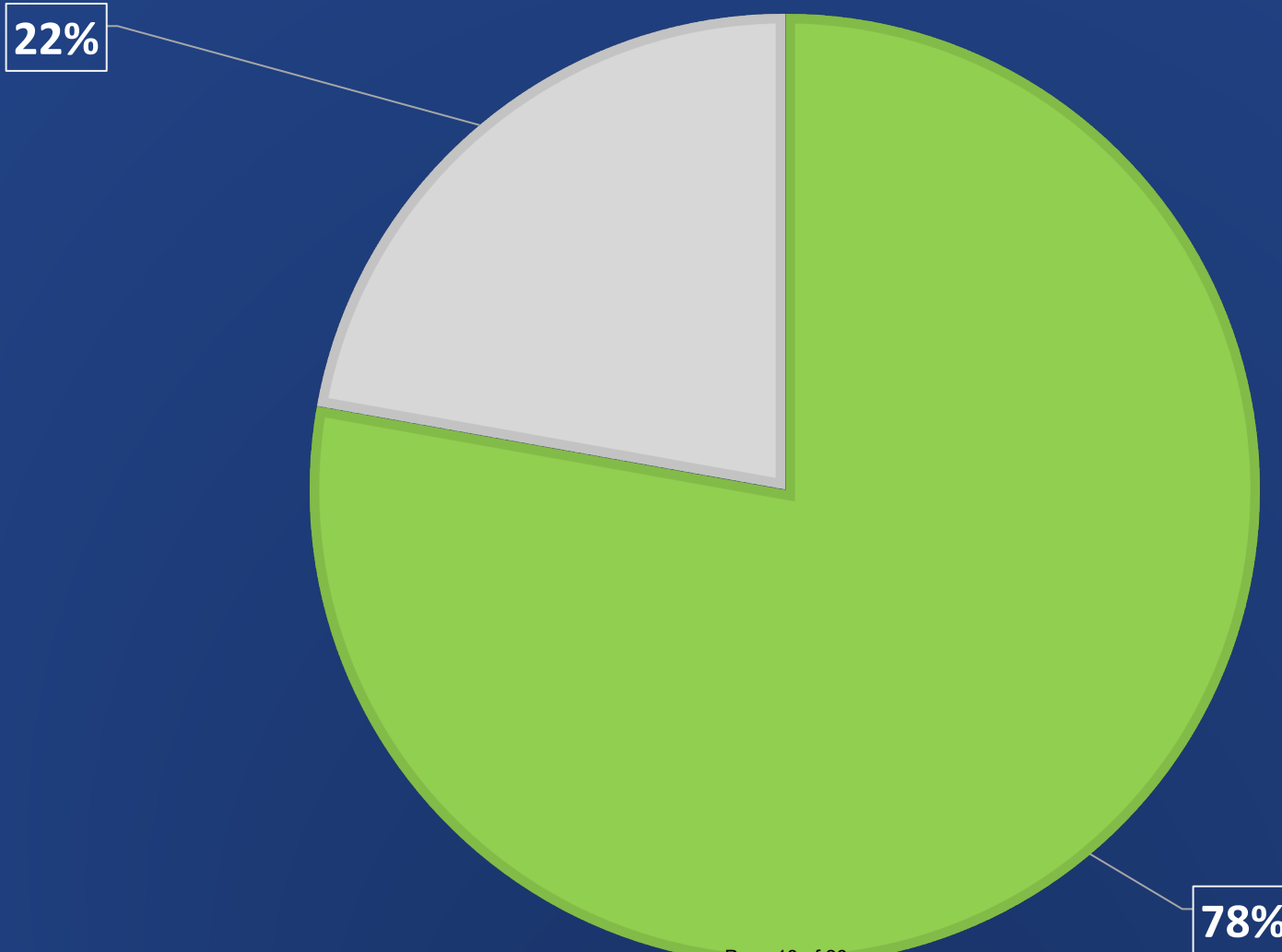
*This includes the General, Transport Services and Special Revenue Funds



YTD Expenses as a Percentage of Budget

April 2024 Targeted % - 83%

Actual YTD Budget Remaining



**This includes the General, Transport Services and Special Revenue Funds*

10:40 AM

05/09/24

Accrual Basis

Superstition Fire & Medical District Transaction Detail by Account April 2024

Type	Date	Num	Name	Memo	Class	Clr	Split	Debit	Credit	Balance
10100 · Fund Cash - General (M&O)										
Check	04/04/2024			Wire Fees		X	6300010 · 10 ...		20.00	-20.00
Check	04/04/2024			Wire Fees		X	6300010 · 10 ...		5.00	-25.00
Transfer	04/04/2024			Funds Transfer		X	10150 · Payroll...		900,000.00	-900,025.00
Check	04/18/2024			Wire Fees		X	6300010 · 10 ...		20.00	-900,045.00
Check	04/18/2024			Wire Fees		X	6300010 · 10 ...		5.00	-900,050.00
Transfer	04/18/2024			Funds Transfer		X	10150 · Payroll...		850,000.00	-1,750,050.00
Deposit	04/24/2024			Deposit		X	-SPLIT-	12,874.54		-1,737,175.46
Deposit	04/24/2024			Deposit		X	-SPLIT-	120.00		-1,737,055.46
General Journal	04/30/2024	541		To Record Pr...		X	4100010 · 10 ...	1,227,467.74		-509,587.72
Total 10100 · Fund Cash - General (M&O)								1,240,462.28	1,750,050.00	-509,587.72
10120 · Ambulance Operating										
General Journal	04/30/2024	538		To Record Int...		X	4570010 · 10 I...	73.43		73.43
Total 10120 · Ambulance Operating								73.43	0.00	73.43
10130 · Ambulance Payroll										
Deposit	04/01/2024			Deposit		X	4210010 · 10 ...	9,904.74		9,904.74
Deposit	04/01/2024			Deposit		X	4210010 · 10 ...	1,308.42		11,213.16
Deposit	04/01/2024			Deposit		X	4210010 · 10 ...	1,147.74		12,360.90
Deposit	04/01/2024			Deposit		X	4210010 · 10 ...	325.00		12,685.90
Deposit	04/01/2024			Deposit		X	4210010 · 10 ...	275.00		12,960.90
Deposit	04/01/2024			Deposit		X	4210010 · 10 ...	245.94		13,206.84
Deposit	04/01/2024			Deposit		X	4210010 · 10 ...	245.60		13,452.44
Deposit	04/02/2024			Deposit		X	4210010 · 10 ...	1,573.48		15,025.92
Deposit	04/02/2024			Deposit		X	4210010 · 10 ...	1,513.64		16,539.56
Deposit	04/02/2024			Deposit		X	4210010 · 10 ...	1,155.37		17,694.93
Deposit	04/02/2024			Deposit		X	4210010 · 10 ...	764.92		18,459.85
Deposit	04/02/2024			Deposit		X	4210010 · 10 ...	536.41		18,996.26
Deposit	04/02/2024			Deposit		X	4210010 · 10 ...	532.03		19,528.29
Deposit	04/02/2024			Deposit		X	4210010 · 10 ...	461.31		19,989.60
Deposit	04/02/2024			Deposit		X	4210010 · 10 ...	417.91		20,407.51
Deposit	04/02/2024			Deposit		X	4210010 · 10 ...	300.00		20,707.51
Deposit	04/02/2024			Deposit		X	4210010 · 10 ...	260.97		20,968.48
Deposit	04/02/2024			Deposit		X	4210010 · 10 ...	133.97		21,102.45
Check	04/02/2024			Merchant Ser...		X	6300010 · 10 ...		540.21	20,562.24
Deposit	04/03/2024			Deposit		X	4210010 · 10 ...	5,379.78		25,942.02
Deposit	04/03/2024			Deposit		X	4210010 · 10 ...	1,850.31		27,792.33
Deposit	04/03/2024			Deposit		X	4210010 · 10 ...	1,700.18		29,492.51
Deposit	04/03/2024			Deposit		X	4210010 · 10 ...	1,039.25		30,531.76
Deposit	04/03/2024			Deposit		X	4210010 · 10 ...	1,003.15		31,534.91
Deposit	04/03/2024			Deposit		X	4210010 · 10 ...	942.09		32,477.00
Deposit	04/03/2024			Deposit		X	4210010 · 10 ...	296.73		32,773.73
Deposit	04/03/2024			Deposit		X	4210010 · 10 ...	75.00		32,848.73
Deposit	04/04/2024			Deposit			-SPLIT-	400.00		33,248.73
Deposit	04/04/2024			Deposit		X	4210010 · 10 ...	5,532.12		38,780.85
Deposit	04/04/2024			Deposit		X	4210010 · 10 ...	4,304.82		43,085.67

10:40 AM

05/09/24

Accrual Basis

Superstition Fire & Medical District Transaction Detail by Account April 2024

Type	Date	Num	Name	Memo	Class	Clr	Split	Debit	Credit	Balance
Deposit	04/04/2024			Deposit		X	4210010 · 10 ...	4,304.02		47,389.69
Deposit	04/04/2024			Deposit		X	4210010 · 10 ...	1,953.11		49,342.80
Deposit	04/04/2024			Deposit		X	4210010 · 10 ...	1,857.06		51,199.86
Deposit	04/04/2024			Deposit		X	4210010 · 10 ...	845.18		52,045.04
Deposit	04/04/2024			Deposit		X	4210010 · 10 ...	664.28		52,709.32
Deposit	04/04/2024			Deposit		X	4210010 · 10 ...	505.60		53,214.92
Deposit	04/04/2024			Deposit		X	4210010 · 10 ...	350.34		53,565.26
Deposit	04/04/2024			Deposit		X	4210010 · 10 ...	347.41		53,912.67
Deposit	04/04/2024			Deposit		X	4210010 · 10 ...	250.89		54,163.56
Deposit	04/05/2024			Deposit		X	4210010 · 10 ...	7,563.60		61,727.16
Deposit	04/05/2024			Deposit		X	4210010 · 10 ...	6,527.97		68,255.13
Deposit	04/05/2024			Deposit		X	4210010 · 10 ...	3,419.98		71,675.11
Deposit	04/05/2024			Deposit		X	4210010 · 10 ...	2,428.10		74,103.21
Deposit	04/05/2024			Deposit		X	4210010 · 10 ...	1,439.55		75,542.76
Deposit	04/05/2024			Deposit		X	4210010 · 10 ...	1,351.17		76,893.93
Deposit	04/05/2024			Deposit		X	4210010 · 10 ...	1,202.59		78,096.52
Deposit	04/05/2024			Deposit		X	4210010 · 10 ...	909.31		79,005.83
Deposit	04/05/2024			Deposit		X	4210010 · 10 ...	460.00		79,465.83
Deposit	04/05/2024			Deposit		X	4210010 · 10 ...	302.19		79,768.02
Deposit	04/08/2024			Deposit		X	4210010 · 10 ...	2,427.51		82,195.53
Deposit	04/08/2024			Deposit		X	4210010 · 10 ...	2,122.32		84,317.85
Deposit	04/08/2024			Deposit		X	4210010 · 10 ...	2,093.00		86,410.85
Deposit	04/08/2024			Deposit		X	4210010 · 10 ...	1,460.34		87,871.19
Deposit	04/08/2024			Deposit		X	4210010 · 10 ...	1,247.42		89,118.61
Deposit	04/08/2024			Deposit		X	4210010 · 10 ...	1,130.00		90,248.61
Deposit	04/08/2024			Deposit		X	4210010 · 10 ...	970.68		91,219.29
Deposit	04/08/2024			Deposit		X	4210010 · 10 ...	736.40		91,955.69
Deposit	04/08/2024			Deposit		X	4210010 · 10 ...	575.00		92,530.69
Deposit	04/08/2024			Deposit		X	4210010 · 10 ...	535.90		93,066.59
Deposit	04/08/2024			Deposit		X	4210010 · 10 ...	461.12		93,527.71
Deposit	04/08/2024			Deposit		X	4210010 · 10 ...	360.00		93,887.71
Deposit	04/08/2024			Deposit		X	4210010 · 10 ...	233.90		94,121.61
Deposit	04/08/2024			Deposit		X	4210010 · 10 ...	119.20		94,240.81
Deposit	04/09/2024			Deposit		X	4210010 · 10 ...	3,203.77		97,444.58
Deposit	04/09/2024			Deposit		X	4210010 · 10 ...	1,577.86		99,022.44
Deposit	04/09/2024			Deposit		X	4210010 · 10 ...	955.69		99,978.13
Deposit	04/09/2024			Deposit		X	4210010 · 10 ...	592.02		100,570.15
Deposit	04/09/2024			Deposit		X	4210010 · 10 ...	420.15		100,990.30
Deposit	04/09/2024			Deposit		X	4210010 · 10 ...	380.31		101,370.61
Deposit	04/09/2024			Deposit		X	4210010 · 10 ...	114.12		101,484.73
Deposit	04/10/2024			Deposit		X	4210010 · 10 ...	1,414.80		102,899.53
Deposit	04/10/2024			Deposit		X	4210010 · 10 ...	909.31		103,808.84
Deposit	04/10/2024			Deposit		X	4210010 · 10 ...	661.54		104,470.38
Deposit	04/10/2024			Deposit		X	4210010 · 10 ...	50.00		104,520.38
Deposit	04/11/2024			Deposit		X	4210010 · 10 ...	4,808.26		109,328.64
Deposit	04/11/2024			Deposit		X	4210010 · 10 ...	3,649.17		112,977.81
Deposit	04/11/2024			Deposit		X	4210010 · 10 ...	1,343.62		114,321.43
Deposit	04/11/2024			Deposit		X	4210010 · 10 ...	775.48		115,096.91
Deposit	04/11/2024			Deposit		X	4210010 · 10 ...	293.58		115,390.49

10:40 AM

05/09/24

Accrual Basis

Superstition Fire & Medical District Transaction Detail by Account April 2024

Type	Date	Num	Name	Memo	Class	Clr	Split	Debit	Credit	Balance
Deposit	04/11/2024			Deposit		X	4210010 · 10 ...	117.88		115,508.37
Deposit	04/11/2024			Deposit		X	4210010 · 10 ...	116.09		115,624.46
Deposit	04/12/2024			Deposit		X	4210010 · 10 ...	6,882.11		122,506.57
Deposit	04/12/2024			Deposit		X	4210010 · 10 ...	6,797.40		129,303.97
Deposit	04/12/2024			Deposit		X	4210010 · 10 ...	5,572.45		134,876.42
Deposit	04/12/2024			Deposit		X	4210010 · 10 ...	1,488.89		136,365.31
Deposit	04/12/2024			Deposit		X	4210010 · 10 ...	400.00		136,765.31
Deposit	04/12/2024			Deposit		X	4210010 · 10 ...	224.29		136,989.60
Deposit	04/12/2024			Deposit		X	4210010 · 10 ...	200.00		137,189.60
Deposit	04/12/2024			Deposit		X	4210010 · 10 ...	136.65		137,326.25
Deposit	04/12/2024			Deposit		X	4210010 · 10 ...	25.00		137,351.25
Deposit	04/15/2024			Deposit		X	4210010 · 10 ...	1,972.32		139,323.57
Deposit	04/15/2024			Deposit		X	4210010 · 10 ...	604.74		139,928.31
Deposit	04/15/2024			Deposit		X	4210010 · 10 ...	528.42		140,456.73
Deposit	04/15/2024			Deposit		X	4210010 · 10 ...	478.19		140,934.92
Deposit	04/15/2024			Deposit		X	4210010 · 10 ...	257.64		141,192.56
Deposit	04/15/2024			Deposit		X	4210010 · 10 ...	184.45		141,377.01
Deposit	04/15/2024			Deposit		X	4210010 · 10 ...	120.56		141,497.57
Deposit	04/15/2024			Deposit		X	4210010 · 10 ...	100.00		141,597.57
Deposit	04/15/2024			Deposit		X	4210010 · 10 ...	50.00		141,647.57
Deposit	04/15/2024			Deposit		X	4210010 · 10 ...	25.00		141,672.57
Deposit	04/16/2024			Deposit		X	4210010 · 10 ...	1,412.14		143,084.71
Deposit	04/16/2024			Deposit		X	4210010 · 10 ...	390.00		143,474.71
Deposit	04/16/2024			Deposit		X	4210010 · 10 ...	275.00		143,749.71
Deposit	04/16/2024			Deposit		X	4210010 · 10 ...	126.28		143,875.99
Deposit	04/17/2024			Deposit		X	4210010 · 10 ...	1,352.45		145,228.44
Deposit	04/17/2024			Deposit		X	4210010 · 10 ...	993.12		146,221.56
Deposit	04/17/2024			Deposit		X	4210010 · 10 ...	350.07		146,571.63
Deposit	04/17/2024			Deposit		X	4210010 · 10 ...	275.00		146,846.63
Deposit	04/17/2024			Deposit		X	4210010 · 10 ...	181.17		147,027.80
Deposit	04/17/2024			Deposit		X	4210010 · 10 ...	21.25		147,049.05
Deposit	04/18/2024			deposit		X	4210010 · 10 ...	3,365.94		150,414.99
Deposit	04/18/2024			Deposit		X	4210010 · 10 ...	2,744.96		153,159.95
Deposit	04/18/2024			Deposit		X	4210010 · 10 ...	1,671.36		154,831.31
Deposit	04/18/2024			Deposit		X	4210010 · 10 ...	883.49		155,714.80
Deposit	04/18/2024			Deposit		X	4210010 · 10 ...	637.91		156,352.71
Deposit	04/18/2024			Deposit		X	4210010 · 10 ...	619.54		156,972.25
Deposit	04/18/2024			Deposit		X	4210010 · 10 ...	487.01		157,459.26
Deposit	04/18/2024			Deposit		X	4210010 · 10 ...	450.00		157,909.26
Deposit	04/18/2024			Deposit		X	4210010 · 10 ...	393.23		158,302.49
Deposit	04/18/2024			Deposit		X	4210010 · 10 ...	241.53		158,544.02
Deposit	04/18/2024			Deposit		X	4210010 · 10 ...	42.87		158,586.89
Deposit	04/18/2024			Deposit		X	4210010 · 10 ...	2,534.38		161,121.27
Deposit	04/19/2024			Deposit		X	4210010 · 10 ...	2,450.21		163,571.48
Deposit	04/19/2024			Deposit		X	4210010 · 10 ...	2,255.88		165,827.36
Deposit	04/19/2024			Deposit		X	4210010 · 10 ...	2,235.08		168,062.44
Deposit	04/19/2024			Deposit		X	4210010 · 10 ...	1,934.33		169,996.77
Deposit	04/19/2024			Deposit		X	4210010 · 10 ...	1,660.12		171,656.89
Deposit	04/19/2024			Deposit		X	4210010 · 10 ...	1,313.32		172,970.21

10:40 AM

05/09/24

Accrual Basis

Superstition Fire & Medical District Transaction Detail by Account April 2024

Type	Date	Num	Name	Memo	Class	Clr	Split	Debit	Credit	Balance
Deposit	04/19/2024			Deposit		X	4210010 · 10 ...	876.94		173,847.15
Deposit	04/19/2024			Deposit		X	4210010 · 10 ...	793.26		174,640.41
Deposit	04/19/2024			Deposit		X	4210010 · 10 ...	504.08		175,144.49
Deposit	04/19/2024			Deposit		X	4210010 · 10 ...	290.00		175,434.49
Deposit	04/22/2024			Deposit		X	4210010 · 10 ...	11,502.57		186,937.06
Deposit	04/22/2024			Deposit		X	4210010 · 10 ...	2,625.46		189,562.52
Deposit	04/22/2024			Deposit		X	4210010 · 10 ...	1,076.58		190,639.10
Deposit	04/22/2024			Deposit		X	4210010 · 10 ...	450.00		191,089.10
Deposit	04/22/2024			Deposit		X	4210010 · 10 ...	387.59		191,476.69
Deposit	04/22/2024			Deposit		X	4210010 · 10 ...	300.00		191,776.69
Deposit	04/22/2024			Deposit		X	4210010 · 10 ...	258.10		192,034.79
Deposit	04/22/2024			Deposit		X	4210010 · 10 ...	162.20		192,196.99
Deposit	04/22/2024			Deposit		X	4210010 · 10 ...	123.42		192,320.41
Deposit	04/23/2024			Deposit		X	4210010 · 10 ...	8,896.93		201,217.34
Deposit	04/23/2024			Deposit		X	4210010 · 10 ...	2,283.37		203,500.71
Deposit	04/23/2024			Deposit		X	4210010 · 10 ...	2,106.79		205,607.50
Deposit	04/23/2024			Deposit		X	4210010 · 10 ...	1,457.82		207,065.32
Deposit	04/23/2024			Deposit		X	4210010 · 10 ...	1,223.74		208,289.06
Deposit	04/23/2024			Deposit		X	4210010 · 10 ...	865.06		209,154.12
Deposit	04/23/2024			Deposit		X	4210010 · 10 ...	618.76		209,772.88
Deposit	04/23/2024			Deposit		X	4210010 · 10 ...	587.22		210,360.10
Deposit	04/23/2024			Deposit		X	4210010 · 10 ...	549.22		210,909.32
Deposit	04/23/2024			Deposit		X	4210010 · 10 ...	443.68		211,353.00
Deposit	04/23/2024			Deposit		X	4210010 · 10 ...	417.50		211,770.50
Deposit	04/24/2024			Deposit		X	4210010 · 10 ...	3,887.01		215,657.51
Deposit	04/24/2024			Deposit		X	4210010 · 10 ...	1,454.91		217,112.42
Deposit	04/24/2024			Deposit		X	4210010 · 10 ...	1,273.43		218,385.85
Deposit	04/24/2024			Deposit		X	4210010 · 10 ...	875.12		219,260.97
Deposit	04/24/2024			Deposit		X	4210010 · 10 ...	383.63		219,644.60
Deposit	04/24/2024			Deposit		X	4210010 · 10 ...	350.00		219,994.60
Deposit	04/24/2024			Deposit		X	4210010 · 10 ...	317.28		220,311.88
Deposit	04/25/2024			Deposit			-SPLIT-	1,850.00		222,161.88
Deposit	04/25/2024			Deposit		X	4210010 · 10 ...	2,648.64		224,810.52
Deposit	04/25/2024			Deposit		X	4210010 · 10 ...	1,814.69		226,625.21
Deposit	04/25/2024			Deposit		X	4210010 · 10 ...	747.97		227,373.18
Deposit	04/25/2024			Deposit		X	4210010 · 10 ...	579.31		227,952.49
Deposit	04/25/2024			Deposit		X	4210010 · 10 ...	394.46		228,346.95
Deposit	04/26/2024			Deposit		X	4210010 · 10 ...	3,565.55		231,912.50
Deposit	04/26/2024			Deposit		X	4210010 · 10 ...	2,472.89		234,385.39
Deposit	04/26/2024			Deposit		X	4210010 · 10 ...	2,459.71		236,845.10
Deposit	04/26/2024			Deposit		X	4210010 · 10 ...	1,172.75		238,017.85
Deposit	04/26/2024			Deposit		X	4210010 · 10 ...	1,108.41		239,126.26
Deposit	04/26/2024			Deposit		X	4210010 · 10 ...	850.00		239,976.26
Deposit	04/26/2024			Deposit		X	4210010 · 10 ...	471.18		240,447.44
Deposit	04/26/2024			Deposit		X	4210010 · 10 ...	407.66		240,855.10
Deposit	04/26/2024			Deposit		X	4210010 · 10 ...	333.43		241,188.53
Deposit	04/26/2024			Deposit		X	4210010 · 10 ...	254.65		241,443.18
Deposit	04/26/2024			Deposit		X	4210010 · 10 ...	108.76		241,551.94
Deposit	04/26/2024			Deposit		X	4210010 · 10 ...	515.39		242,067.33

10:40 AM

05/09/24

Accrual Basis

Superstition Fire & Medical District Transaction Detail by Account April 2024

Type	Date	Num	Name	Memo	Class	Clr	Split	Debit	Credit	Balance
Deposit	04/26/2024			Deposit		X	4210010 · 10 ...	499.15		242,566.48
Deposit	04/26/2024			Deposit		X	4210010 · 10 ...	272.00		242,838.48
Deposit	04/29/2024			Deposit		X	4210010 · 10 ...	16,370.78		259,209.26
Deposit	04/29/2024			Deposit		X	4210010 · 10 ...	66.17		259,275.43
Deposit	04/29/2024			Deposit		X	4210010 · 10 ...	50.00		259,325.43
Deposit	04/30/2024			Deposit		X	4210010 · 10 ...	2,593.09		261,918.52
Deposit	04/30/2024			Deposit		X	4210010 · 10 ...	2,374.78		264,293.30
Deposit	04/30/2024			Deposit		X	4210010 · 10 ...	1,363.07		265,656.37
Deposit	04/30/2024			Deposit		X	4210010 · 10 ...	996.24		266,652.61
Deposit	04/30/2024			Deposit		X	4210010 · 10 ...	989.95		267,642.56
Deposit	04/30/2024			Deposit		X	4210010 · 10 ...	873.95		268,516.51
Deposit	04/30/2024			Deposit		X	4210010 · 10 ...	803.53		269,320.04
Deposit	04/30/2024			Deposit		X	4210010 · 10 ...	662.64		269,982.68
Deposit	04/30/2024			Deposit		X	4210010 · 10 ...	566.29		270,548.97
Deposit	04/30/2024			Deposit		X	4210010 · 10 ...	562.69		271,111.66
Deposit	04/30/2024			Deposit		X	4210010 · 10 ...	540.28		271,651.94
Deposit	04/30/2024			Deposit		X	4210010 · 10 ...	536.41		272,188.35
Deposit	04/30/2024			Deposit		X	4210010 · 10 ...	383.73		272,572.08
Deposit	04/30/2024			Deposit		X	4210010 · 10 ...	382.46		272,954.54
Deposit	04/30/2024			Deposit		X	4210010 · 10 ...	359.80		273,314.34
Deposit	04/30/2024			Deposit		X	4210010 · 10 ...	319.86		273,634.20
Deposit	04/30/2024			Deposit		X	4210010 · 10 ...	260.97		273,895.17
Total 10130 · Ambulance Payroll								274,435.38	540.21	273,895.17
10140 · Transport Lockbox										
Deposit	04/01/2024			Deposit		X	4210010 · 10 ...	14,986.62		14,986.62
Deposit	04/02/2024			Deposit		X	4210010 · 10 ...	877.33		15,863.95
Deposit	04/04/2024			Deposit		X	4210010 · 10 ...	365.00		16,228.95
Deposit	04/05/2024			Deposit		X	4210010 · 10 ...	1,213.70		17,442.65
Deposit	04/08/2024			Deposit		X	4210010 · 10 ...	12,188.55		29,631.20
Deposit	04/09/2024			Deposit		X	4210010 · 10 ...	5,254.08		34,885.28
Deposit	04/10/2024			Deposit		X	4210010 · 10 ...	16,917.83		51,803.11
Deposit	04/11/2024			Deposit		X	4210010 · 10 ...	130.00		51,933.11
Deposit	04/12/2024			Deposit		X	4210010 · 10 ...	1,545.00		53,478.11
Deposit	04/15/2024			Deposit		X	4210010 · 10 ...	21,034.72		74,512.83
Deposit	04/16/2024			Deposit		X	4210010 · 10 ...	41,320.39		115,833.22
Deposit	04/17/2024			Deposit		X	4210010 · 10 ...	6,733.98		122,567.20
Deposit	04/18/2024			Deposit		X	4210010 · 10 ...	855.00		123,422.20
Deposit	04/19/2024			Deposit		X	4210010 · 10 ...	927.23		124,349.43
Deposit	04/22/2024			Deposit		X	4210010 · 10 ...	3,198.79		127,548.22
Deposit	04/23/2024			Deposit		X	4210010 · 10 ...	1,982.18		129,530.40
Deposit	04/23/2024			Deposit		X	4210010 · 10 ...	394.46		129,924.86
Deposit	04/24/2024			Deposit		X	4210010 · 10 ...	9,943.96		139,868.82
Deposit	04/25/2024			Deposit		X	4210010 · 10 ...	685.00		140,553.82
Deposit	04/26/2024			Deposit		X	4210010 · 10 ...	763.63		141,317.45
Deposit	04/29/2024			Deposit		X	4210010 · 10 ...	13,676.53		154,993.98
Deposit	04/30/2024			Deposit		X	4210010 · 10 ...	825.00		155,818.98

Superstition Fire & Medical District Transaction Detail by Account April 2024

Type	Date	Num	Name	Memo	Class	Clr	Split	Debit	Credit	Balance
Total 10140 · Transport Lockbox								155,818.98	0.00	155,818.98
10150 · Payroll Account										
Check	04/01/2024		Nationwide Retirem...			X	21800 · Pre-Ta...		6,357.79	-6,357.79
Check	04/01/2024		Nationwide Retirem...			X	21800 · Pre-Ta...		6,566.99	-12,924.78
Check	04/01/2024		Nationwide Retirem...			X	21800 · Pre-Ta...		33,464.49	-46,389.27
Check	04/03/2024		PSPRS			X	21700 · Career...		87.68	-46,476.95
Check	04/03/2024		PSPRS			X	21700 · Career...		66,017.44	-112,494.39
Transfer	04/04/2024			Funds Transfer		X	10100 · Fund ...	900,000.00		787,505.61
Transfer	04/04/2024			Funds Transfer		X	10200 · Fund ...	76,285.44		863,791.05
Deposit	04/04/2024			Deposit		X	21660 · HSA - ...	304.99		864,096.04
General Journal	04/05/2024	521		BILL 04/05/24...		X	1072 · Bill.com...		92,944.60	771,151.44
Check	04/11/2024					X	21660 · HSA - ...		4,504.49	766,646.95
Check	04/11/2024	EFT	IRS			X	-SPLIT-		81,355.68	685,291.27
Check	04/12/2024	EFT	Bill.com	Monthly Billing		X	6300010 · 10 ...		657.73	684,633.54
Check	04/12/2024	EFT	Health Equity			X	21660 · HSA - ...		20,030.92	664,602.62
Check	04/12/2024	EFT	Arizona State Retire...			X	21725 · Civilia...		26,516.14	638,086.48
General Journal	04/12/2024	549		PPD 04.12.20...		X	-SPLIT-		353,744.98	284,341.50
General Journal	04/16/2024	528		BILL 04/16/24...		X	1072 · Bill.com...		357,920.86	-73,579.36
Check	04/16/2024		Nationwide Retirem...			X	21800 · Pre-Ta...		6,842.62	-80,421.98
Check	04/16/2024		Nationwide Retirem...			X	21800 · Pre-Ta...		7,115.36	-87,537.34
Check	04/16/2024		Nationwide Retirem...			X	21800 · Pre-Ta...		33,827.05	-121,364.39
General Journal	04/17/2024	529		BILL 04/17/24...		X	1072 · Bill.com...		160.46	-121,524.85
Check	04/17/2024		PSPRS			X	21700 · Career...		96.46	-121,621.31
Check	04/17/2024		PSPRS			X	21700 · Career...		69,761.52	-191,382.83
Deposit	04/17/2024			Deposit		X	5105010 · 10 ...	317.35		-191,065.48
Transfer	04/18/2024			Funds Transfer		X	10100 · Fund ...	850,000.00		658,934.52
General Journal	04/22/2024	531		BILL 04/22/24...		X	1072 · Bill.com...		15,399.00	643,535.52
General Journal	04/23/2024	530		BILL 04/23/24...		X	1072 · Bill.com...		93,386.35	550,149.17
General Journal	04/25/2024	532		BILL 04/25/24...		X	1072 · Bill.com...	99.00		550,248.17
General Journal	04/25/2024	533		BILL 04/25/24...		X	1072 · Bill.com...	25.00		550,273.17
General Journal	04/25/2024	534		BILL 04/25/24...		X	1072 · Bill.com...	122.56		550,395.73
Check	04/25/2024	EFT	Health Equity			X	21660 · HSA - ...		20,300.92	530,094.81
Check	04/25/2024					X	21660 · HSA - ...		4,453.00	525,641.81
Check	04/25/2024	EFT	IRS			X	-SPLIT-		71,105.13	454,536.68
Check	04/26/2024		Nationwide Retirem...			X	21800 · Pre-Ta...		5,930.62	448,606.06
Check	04/26/2024		Nationwide Retirem...			X	21800 · Pre-Ta...		6,121.44	442,484.62
Check	04/26/2024		Nationwide Retirem...			X	21800 · Pre-Ta...		33,081.40	409,403.22
Check	04/26/2024	EFT	Arizona State Retire...			X	21725 · Civilia...		25,546.56	383,856.66
General Journal	04/26/2024	550		PPD 04.26.20...		X	-SPLIT-		315,304.52	68,552.14
General Journal	04/30/2024	535		BILL 04/30/24...		X	1072 · Bill.com...		30,530.78	38,021.36
General Journal	04/30/2024	536		BILL 04/30/24...		X	1072 · Bill.com...		127,136.80	-89,115.44
Total 10150 · Payroll Account								1,827,154.34	1,916,269.78	-89,115.44
10200 · Fund Cash - Capital Projects										
Transfer	04/04/2024			Funds Transfer		X	10150 · Payroll...		76,285.44	-76,285.44
General Journal	04/30/2024	542		To Record Pr...		X	4570010 · 10 I...	8,578.87		-67,706.57

10:40 AM

05/09/24

Accrual Basis

Superstition Fire & Medical District Transaction Detail by Account April 2024

Type	Date	Num	Name	Memo	Class	Clr	Split	Debit	Credit	Balance
Total 10200 · Fund Cash - Capital Projects								8,578.87	76,285.44	-67,706.57
10400 · Special Revenue Fund										
Deposit	04/24/2024			Deposit		X	-SPLIT-	3,571.00		3,571.00
General Journal	04/30/2024	539		To Record Int...		X	4570010 · 10 I...	288.52		3,859.52
Total 10400 · Special Revenue Fund								3,859.52	0.00	3,859.52
10500 · Fund Cash - Bond Proceeds 2006										
General Journal	04/30/2024	544		To Record Pr...		X	4100010 · 10 ...	38,164.04		38,164.04
Total 10500 · Fund Cash - Bond Proceeds 2006								38,164.04	0.00	38,164.04
10600 · Debt Retirement Interest										
General Journal	04/30/2024	543		To Record Pr...		X	4100010 · 10 ...	4,291.44		4,291.44
Total 10600 · Debt Retirement Interest								4,291.44	0.00	4,291.44
10700 · Contingency Reserve Fund Cash										
General Journal	04/30/2024	540		To Record Int...		X	4570010 · 10 I...	9,943.22		9,943.22
Total 10700 · Contingency Reserve Fund Cash								9,943.22	0.00	9,943.22
1072 · Bill.com Money Out Clearing										
Bill Pmt -Check	04/05/2024	Bill.com	Southwest Gas Cor...	https://app02....			20000 · Accou...		130.49	-130.49
Bill Pmt -Check	04/05/2024	Bill.com	Grainger	https://app02....			20000 · Accou...		571.83	-702.32
Bill Pmt -Check	04/05/2024	Bill.com	United Fire Equipm...	https://app02....			20000 · Accou...		321.65	-1,023.97
Bill Pmt -Check	04/05/2024	Bill.com	Healthcare Medical ...	https://app02....			20000 · Accou...		54.82	-1,078.79
Bill Pmt -Check	04/05/2024	Bill.com	AAPAK	https://app02....			20000 · Accou...		24.92	-1,103.71
Bill Pmt -Check	04/05/2024	Bill.com	United Fire Equipm...	https://app02....			20000 · Accou...		406.64	-1,510.35
Bill Pmt -Check	04/05/2024	Bill.com	L.P. MAHONEY	https://app02....			20000 · Accou...		250.00	-1,760.35
Bill Pmt -Check	04/05/2024	Bill.com	Sunrise Health	https://app02....			20000 · Accou...		105.00	-1,865.35
Bill Pmt -Check	04/05/2024	Bill.com	Salt River Project	https://app02....			20000 · Accou...		4,740.50	-6,605.85
Bill Pmt -Check	04/05/2024	Bill.com	United Fire Equipm...	https://app02....			20000 · Accou...		134.54	-6,740.39
Bill Pmt -Check	04/05/2024	Bill.com	Kabat's Frontier Ace...	https://app02....			20000 · Accou...		48.48	-6,788.87
Bill Pmt -Check	04/05/2024	Bill.com	Healthcare Medical ...	https://app02....			20000 · Accou...		54.82	-6,843.69
Bill Pmt -Check	04/05/2024	Bill.com	Prophet Network Int...	https://app02....			20000 · Accou...		2,265.67	-9,109.36
Bill Pmt -Check	04/05/2024	Bill.com	O'Reilly Automotive ...	https://app02....			20000 · Accou...		36.65	-9,146.01
Bill Pmt -Check	04/05/2024	Bill.com	O'Reilly Automotive ...	https://app02....			20000 · Accou...		194.99	-9,341.00
Bill Pmt -Check	04/05/2024	Bill.com	W.W Williams	https://app02....			20000 · Accou...		593.85	-9,934.85
Bill Pmt -Check	04/05/2024	Bill.com	Hughes Fire Equip...	https://app02....			20000 · Accou...		325.30	-10,260.15
Bill Pmt -Check	04/05/2024	Bill.com	Grainger	https://app02....			20000 · Accou...		755.85	-11,016.00
Bill Pmt -Check	04/05/2024	Bill.com	Southern Tire Mart, ...	https://app02....			20000 · Accou...		3,452.10	-14,468.10
Bill Pmt -Check	04/05/2024	Bill.com	Robert Horne Ford	https://app02....			20000 · Accou...		186.69	-14,654.79
Bill Pmt -Check	04/05/2024	Bill.com	AAPAK	https://app02....			20000 · Accou...		24.92	-14,679.71
Bill Pmt -Check	04/05/2024	Bill.com	Boyetts Family Wat...	https://app02....			20000 · Accou...		64.02	-14,743.73
Bill Pmt -Check	04/05/2024	Bill.com	United Fire Equipm...	https://app02....			20000 · Accou...		64.81	-14,808.54
Bill Pmt -Check	04/05/2024	Bill.com	Southern Tire Mart, ...	https://app02....			20000 · Accou...		1,899.03	-16,707.57
Bill Pmt -Check	04/05/2024	Bill.com	Boyetts Family Wat...	https://app02....			20000 · Accou...		96.40	-16,803.97
Bill Pmt -Check	04/05/2024	Bill.com	Robert Horne Ford	https://app02....			20000 · Accou...		288.29	-17,092.26

10:40 AM

05/09/24

Accrual Basis

Superstition Fire & Medical District Transaction Detail by Account April 2024

Type	Date	Num	Name	Memo	Class	Clr	Split	Debit	Credit	Balance
Bill Pmt -Check	04/05/2024	Bill.com	Hughes Fire Equip...	https://app02....			20000 · Accou...		478.50	-17,570.76
Bill Pmt -Check	04/05/2024	Bill.com	Freightliner Of Arizo...	https://app02....			20000 · Accou...		539.02	-18,109.78
Bill Pmt -Check	04/05/2024	Bill.com	O'Reilly Automotive ...	https://app02....			20000 · Accou...		7.63	-18,117.41
Bill Pmt -Check	04/05/2024	Bill.com	BREYER LAW OFF...	https://app02....			20000 · Accou...		103.79	-18,221.20
Bill Pmt -Check	04/05/2024	Bill.com	Advanced Data Pro...	https://app02....			20000 · Accou...		17,502.53	-35,723.73
Bill Pmt -Check	04/05/2024	Bill.com	Southwest Ground ...	https://app02....			20000 · Accou...		400.00	-36,123.73
Bill Pmt -Check	04/05/2024	Bill.com	Lands' End, Inc	https://app02....			20000 · Accou...		126.47	-36,250.20
Bill Pmt -Check	04/05/2024	Bill.com	City of Apache Junc...	https://app02....			20000 · Accou...		11,602.56	-47,852.76
Bill Pmt -Check	04/05/2024	Bill.com	O'Reilly Automotive ...	https://app02....			20000 · Accou...		93.77	-47,946.53
Bill Pmt -Check	04/05/2024	Bill.com	Boyetts Family Wat...	https://app02....			20000 · Accou...		32.73	-47,979.26
Bill Pmt -Check	04/05/2024	Bill.com	Kabat's Frontier Ace...	https://app02....			20000 · Accou...		35.87	-48,015.13
Bill Pmt -Check	04/05/2024	Bill.com	Ginco Plumbing LLC	https://app02....			20000 · Accou...		325.00	-48,340.13
Bill Pmt -Check	04/05/2024	Bill.com	Factory Motor Parts	https://app02....			20000 · Accou...		239.56	-48,579.69
Bill Pmt -Check	04/05/2024	Bill.com	O'Reilly Automotive ...	https://app02....			20000 · Accou...		33.58	-48,613.27
Bill Pmt -Check	04/05/2024	Bill.com	Southwest Hazard P...	https://app02....			20000 · Accou...		9,330.05	-57,943.32
Bill Pmt -Check	04/05/2024	Bill.com	Kabat's Frontier Ace...	https://app02....			20000 · Accou...		65.77	-58,009.09
Bill Pmt -Check	04/05/2024	Bill.com	Apache Junction Se...	https://app02....			20000 · Accou...		250.69	-58,259.78
Bill Pmt -Check	04/05/2024	Bill.com	Healthcare Medical ...	https://app02....			20000 · Accou...		54.82	-58,314.60
Bill Pmt -Check	04/05/2024	Bill.com	Casey R Solem PLLC	https://app02....			20000 · Accou...		10,000.00	-68,314.60
Bill Pmt -Check	04/05/2024	Bill.com	Dynamic Duo Janito...	https://app02....			20000 · Accou...		280.00	-68,594.60
Bill Pmt -Check	04/05/2024	Bill.com	Magic Pest Control	https://app02....			20000 · Accou...		500.00	-69,094.60
Bill Pmt -Check	04/05/2024	Bill.com	Hughes Fire Equip...	https://app02....			20000 · Accou...		172.84	-69,267.44
Bill Pmt -Check	04/05/2024	Bill.com	Boyetts Family Wat...	https://app02....			20000 · Accou...		98.19	-69,365.63
Bill Pmt -Check	04/05/2024	Bill.com	Hughes Fire Equip...	https://app02....			20000 · Accou...		1,085.39	-70,451.02
Bill Pmt -Check	04/05/2024	Bill.com	Waxie Sanitary Sup...	https://app02....			20000 · Accou...		1,171.34	-71,622.36
Bill Pmt -Check	04/05/2024	Bill.com	Support Payment Cl...	https://app02....			20000 · Accou...		1,224.43	-72,846.79
Bill Pmt -Check	04/05/2024	Bill.com	Freightliner Of Arizo...	https://app02....			20000 · Accou...		293.45	-73,140.24
Bill Pmt -Check	04/05/2024	Bill.com	United Fire Equipm...	https://app02....			20000 · Accou...		101.24	-73,241.48
Bill Pmt -Check	04/05/2024	Bill.com	Trust Account of Ja...	https://app02....			20000 · Accou...		353.54	-73,595.02
Bill Pmt -Check	04/05/2024	Bill.com	O'Reilly Automotive ...	https://app02....			20000 · Accou...		6.99	-73,602.01
Bill Pmt -Check	04/05/2024	Bill.com	Colby Welding & Ra...	https://app02....			20000 · Accou...		455.03	-74,057.04
Bill Pmt -Check	04/05/2024	Bill.com	Boyetts Family Wat...	https://app02....			20000 · Accou...		98.19	-74,155.23
Bill Pmt -Check	04/05/2024	Bill.com	Waxie Sanitary Sup...	https://app02....			20000 · Accou...		315.11	-74,470.34
Bill Pmt -Check	04/05/2024	Bill.com	O'Reilly Automotive ...	https://app02....			20000 · Accou...		194.99	-74,665.33
Bill Pmt -Check	04/05/2024	Bill.com	Robert Horne Ford	https://app02....			20000 · Accou...		116.26	-74,781.59
Bill Pmt -Check	04/05/2024	Bill.com	Boyetts Family Wat...	https://app02....			20000 · Accou...		64.02	-74,845.61
Bill Pmt -Check	04/05/2024	Bill.com	Donnoe & Associate...	https://app02....			20000 · Accou...		385.00	-75,230.61
Bill Pmt -Check	04/05/2024	Bill.com	Stryker Sales, LLC	https://app02....			20000 · Accou...		4,030.38	-79,260.99
Bill Pmt -Check	04/05/2024	Bill.com	Ginco Plumbing LLC	https://app02....			20000 · Accou...		292.50	-79,553.49
Bill Pmt -Check	04/05/2024	Bill.com	Ginco Plumbing LLC	https://app02....			20000 · Accou...		996.34	-80,549.83
Bill Pmt -Check	04/05/2024	Bill.com	United Fire Equipm...	https://app02....			20000 · Accou...		604.95	-81,154.78
Bill Pmt -Check	04/05/2024	Bill.com	Healthcare Medical ...	https://app02....			20000 · Accou...		54.82	-81,209.60
Bill Pmt -Check	04/05/2024	Bill.com	Superstition Safety ...	https://app02....			20000 · Accou...		210.00	-81,419.60
Bill Pmt -Check	04/05/2024	Bill.com	Kabat's Frontier Ace...	https://app02....			20000 · Accou...		20.59	-81,440.19
Bill Pmt -Check	04/05/2024	Bill.com	Arizona Propane	https://app02....			20000 · Accou...		455.53	-81,895.72
Bill Pmt -Check	04/05/2024	Bill.com	Waxie Sanitary Sup...	https://app02....			20000 · Accou...		903.97	-82,799.69
Bill Pmt -Check	04/05/2024	Bill.com	O'Reilly Automotive ...	https://app02....			20000 · Accou...		197.21	-82,996.90
Bill Pmt -Check	04/05/2024	Bill.com	Prophet Network Int...	https://app02....			20000 · Accou...		492.33	-83,489.23
Bill Pmt -Check	04/05/2024	Bill.com	Hughes Fire Equip...	https://app02....			20000 · Accou...		1,426.44	-84,915.67

10:40 AM

05/09/24

Accrual Basis

Superstition Fire & Medical District Transaction Detail by Account April 2024

Type	Date	Num	Name	Memo	Class	Clr	Split	Debit	Credit	Balance
Bill Pmt -Check	04/05/2024	Bill.com	O'Reilly Automotive ...	https://app02....			20000 · Accou...		176.70	-85,092.37
Bill Pmt -Check	04/05/2024	Bill.com	United Fire Equipm...	https://app02....			20000 · Accou...		407.85	-85,500.22
Bill Pmt -Check	04/05/2024	Bill.com	Hughes Fire Equip...	https://app02....			20000 · Accou...		144.41	-85,644.63
Bill Pmt -Check	04/05/2024	Bill.com	Prophet Network Int...	https://app02....			20000 · Accou...		255.22	-85,899.85
Bill Pmt -Check	04/05/2024	Bill.com	Southern Tire Mart, ...	https://app02....			20000 · Accou...		748.65	-86,648.50
Bill Pmt -Check	04/05/2024	Bill.com	Freightliner Of Arizo...	https://app02....			20000 · Accou...		146.76	-86,795.26
Bill Pmt -Check	04/05/2024	Bill.com	O'Reilly Automotive ...	https://app02....			20000 · Accou...		11.54	-86,806.80
Bill Pmt -Check	04/05/2024	Bill.com	Boyetts Family Wat...	https://app02....			20000 · Accou...		65.46	-86,872.26
Bill Pmt -Check	04/05/2024	Bill.com	Boyetts Family Wat...	https://app02....			20000 · Accou...		32.73	-86,904.99
Bill Pmt -Check	04/05/2024	Bill.com	Kabat's Frontier Ace...	https://app02....			20000 · Accou...		11.35	-86,916.34
Bill Pmt -Check	04/05/2024	Bill.com	Southwest Gas Cor...	https://app02....			20000 · Accou...		65.90	-86,982.24
Bill Pmt -Check	04/05/2024	Bill.com	Freightliner Of Arizo...	https://app02....			20000 · Accou...		71.13	-87,053.37
Bill Pmt -Check	04/05/2024	Bill.com	United Fire Equipm...	https://app02....			20000 · Accou...		401.23	-87,454.60
Bill Pmt -Check	04/05/2024	Bill.com	Ginco Plumbing LLC	https://app02....			20000 · Accou...		526.32	-87,980.92
Bill Pmt -Check	04/05/2024	Bill.com	United Fire Equipm...	https://app02....			20000 · Accou...		28.00	-88,008.92
Bill Pmt -Check	04/05/2024	Bill.com	Arizona Water Com...	https://app02....			20000 · Accou...		238.87	-88,247.79
Bill Pmt -Check	04/05/2024	Bill.com	Arizona Water Com...	https://app02....			20000 · Accou...		34.12	-88,281.91
Bill Pmt -Check	04/05/2024	Bill.com	CAROLYN S TOSKO	https://app02....			20000 · Accou...		25.00	-88,306.91
Bill Pmt -Check	04/05/2024	Bill.com	United Fire Equipm...	https://app02....			20000 · Accou...		51.19	-88,358.10
Bill Pmt -Check	04/05/2024	Bill.com	Hughes Fire Equip...	https://app02....			20000 · Accou...		154.51	-88,512.61
Bill Pmt -Check	04/05/2024	Bill.com	Healthcare Medical ...	https://app02....			20000 · Accou...		54.82	-88,567.43
Bill Pmt -Check	04/05/2024	Bill.com	O'Reilly Automotive ...	https://app02....			20000 · Accou...		10.32	-88,577.75
Bill Pmt -Check	04/05/2024	Bill.com	Wex Bank, Inc.	https://app02....			20000 · Accou...	2,827.55		-91,405.30
Bill Pmt -Check	04/05/2024	Bill.com	Southwest Gas Cor...	https://app02....			20000 · Accou...	58.76		-91,464.06
Bill Pmt -Check	04/05/2024	Bill.com	Sunrise Health	https://app02....			20000 · Accou...	63.00		-91,527.06
Bill Pmt -Check	04/05/2024	Bill.com	Southern Tire Mart, ...	https://app02....			20000 · Accou...	748.65		-92,275.71
Bill Pmt -Check	04/05/2024	Bill.com	Mediacom	https://app02....			20000 · Accou...	565.09		-92,840.80
Bill Pmt -Check	04/05/2024	Bill.com	O'Reilly Automotive ...	https://app02....			20000 · Accou...	103.80		-92,944.60
General Journal	04/05/2024	521		BILL 04/05/24...			10150 · Payroll...	92,944.60		0.00
Bill Pmt -Check	04/16/2024	Bill.com	PNC Equipment Fin...	https://app02....			20000 · Accou...		142,161.57	-142,161.57
Bill Pmt -Check	04/16/2024	Bill.com	Arizona Water Com...	https://app02....			20000 · Accou...	34.64		-142,196.21
Bill Pmt -Check	04/16/2024	Bill.com	Bound Tree Medical...	https://app02....			20000 · Accou...	2,314.91		-144,511.12
Bill Pmt -Check	04/16/2024	Bill.com	Arizona Water Com...	https://app02....			20000 · Accou...	216.76		-144,727.88
Bill Pmt -Check	04/16/2024	Bill.com	Apache Junction Un...	https://app02....			20000 · Accou...	2,625.00		-147,352.88
Bill Pmt -Check	04/16/2024	Bill.com	Delta Dental Insura...	https://app02....			20000 · Accou...	7,044.73		-154,397.61
Bill Pmt -Check	04/16/2024	Bill.com	Mountain Vista Medi...	https://app02....			20000 · Accou...	1,396.92		-155,794.53
Bill Pmt -Check	04/16/2024	Bill.com	RWC International, ...	https://app02....			20000 · Accou...	11,391.37		-167,185.90
Bill Pmt -Check	04/16/2024	Bill.com	Galloway Asset Man...	https://app02....			20000 · Accou...	950.00		-168,135.90
Bill Pmt -Check	04/16/2024	Bill.com	Sunrise Health	https://app02....			20000 · Accou...	200.00		-168,335.90
Bill Pmt -Check	04/16/2024	Bill.com	United Fire Equipm...	https://app02....			20000 · Accou...	97.75		-168,433.65
Bill Pmt -Check	04/16/2024	Bill.com	Mediacom	https://app02....			20000 · Accou...	11,898.08		-180,331.73
Bill Pmt -Check	04/16/2024	Bill.com	Bound Tree Medical...	https://app02....			20000 · Accou...	861.78		-181,193.51
Bill Pmt -Check	04/16/2024	Bill.com	City of Mesa	https://app02....			20000 · Accou...	21,947.52		-203,141.03
Bill Pmt -Check	04/16/2024	Bill.com	Delta Dental Insura...	https://app02....			20000 · Accou...	976.08		-204,117.11
Bill Pmt -Check	04/16/2024	Bill.com	United Fire Equipm...	https://app02....			20000 · Accou...	24.32		-204,141.43
Bill Pmt -Check	04/16/2024	Bill.com	Teleflex LLC	https://app02....			20000 · Accou...	612.55		-204,753.98
Bill Pmt -Check	04/16/2024	Bill.com	Banner Baywood M...	https://app02....			20000 · Accou...	156.50		-204,910.48
Bill Pmt -Check	04/16/2024	Bill.com	Republic Services #...	https://app02....			20000 · Accou...	538.58		-205,449.06
Bill Pmt -Check	04/16/2024	Bill.com	Bound Tree Medical...	https://app02....			20000 · Accou...	176.23		-205,625.29

Superstition Fire & Medical District Transaction Detail by Account April 2024

Type	Date	Num	Name	Memo	Class	Clr	Split	Debit	Credit	Balance
Bill Pmt -Check	04/16/2024	Bill.com	Eagle One Applianc...	https://app02....			20000 · Accou...		139.90	-205,765.19
Bill Pmt -Check	04/16/2024	Bill.com	IAFF Health & Well...	https://app02....			20000 · Accou...		133,795.53	-339,560.72
Bill Pmt -Check	04/16/2024	Bill.com	Arizona PPE Recon...	https://app02....			20000 · Accou...		961.50	-340,522.22
Bill Pmt -Check	04/16/2024	Bill.com	Arizona Emergency ...	https://app02....			20000 · Accou...		1,370.81	-341,893.03
Bill Pmt -Check	04/16/2024	Bill.com	Image Trend, Inc.	https://app02....			20000 · Accou...		10,500.00	-352,393.03
Bill Pmt -Check	04/16/2024	Bill.com	Motorola Solutions, ...	https://app02....			20000 · Accou...		811.97	-353,205.00
Bill Pmt -Check	04/16/2024	Bill.com	CenturyLink	https://app02....			20000 · Accou...		354.66	-353,559.66
Bill Pmt -Check	04/16/2024	Bill.com	Bound Tree Medical...	https://app02....			20000 · Accou...		18.45	-353,578.11
Bill Pmt -Check	04/16/2024	Bill.com	United Fire Equipm...	https://app02....			20000 · Accou...		98.41	-353,676.52
Bill Pmt -Check	04/16/2024	Bill.com	Prudential Overall S...	https://app02....			20000 · Accou...		2,155.65	-355,832.17
Bill Pmt -Check	04/16/2024	Bill.com	Southwest Ground ...	https://app02....			20000 · Accou...		400.00	-356,232.17
Bill Pmt -Check	04/16/2024	Bill.com	Bound Tree Medical...	https://app02....			20000 · Accou...		69.39	-356,301.56
Bill Pmt -Check	04/16/2024	Bill.com	United Fire Equipm...	https://app02....			20000 · Accou...		340.95	-356,642.51
Bill Pmt -Check	04/16/2024	Bill.com	Aetna Behavioral H...	https://app02....			20000 · Accou...		1,059.84	-357,702.35
Bill Pmt -Check	04/16/2024	Bill.com	United Fire Equipm...	https://app02....			20000 · Accou...		218.51	-357,920.86
General Journal	04/16/2024	528		BILL 04/16/24...			10150 · Payroll...	357,920.86		0.00
Bill Pmt -Check	04/17/2024	Bill.com	Freightliner Of Arizo...	https://app02....			20000 · Accou...		160.46	-160.46
General Journal	04/17/2024	529		BILL 04/17/24...			10150 · Payroll...	160.46		0.00
Bill Pmt -Check	04/22/2024	Bill.com	Target Solutions Le...	https://app02....			20000 · Accou...		15,399.00	-15,399.00
General Journal	04/22/2024	531		BILL 04/22/24...			10150 · Payroll...	15,399.00		0.00
Bill Pmt -Check	04/23/2024	Bill.com	Bound Tree Medical...	https://app02....			20000 · Accou...		5,013.99	-5,013.99
Bill Pmt -Check	04/23/2024	Bill.com	United Fire Equipm...	https://app02....			20000 · Accou...		32.91	-5,046.90
Bill Pmt -Check	04/23/2024	Bill.com	United Fire Equipm...	https://app02....			20000 · Accou...		349.90	-5,396.80
Bill Pmt -Check	04/23/2024	Bill.com	Arizona Water Com...	https://app02....			20000 · Accou...		110.38	-5,507.18
Bill Pmt -Check	04/23/2024	Bill.com	United Fire Equipm...	https://app02....			20000 · Accou...		60.54	-5,567.72
Bill Pmt -Check	04/23/2024	Bill.com	Liberty Utilities AZ	https://app02....			20000 · Accou...		55.90	-5,623.62
Bill Pmt -Check	04/23/2024	Bill.com	United Fire Equipm...	https://app02....			20000 · Accou...		126.40	-5,750.02
Bill Pmt -Check	04/23/2024	Bill.com	BANNER - UNIVER...	https://app02....			20000 · Accou...		13.00	-5,763.02
Bill Pmt -Check	04/23/2024	Bill.com	Bound Tree Medical...	https://app02....			20000 · Accou...		2,506.40	-8,269.42
Bill Pmt -Check	04/23/2024	Bill.com	United Fire Equipm...	https://app02....			20000 · Accou...		373.98	-8,643.40
Bill Pmt -Check	04/23/2024	Bill.com	Apache Junction W...	https://app02....			20000 · Accou...		63.18	-8,706.58
Bill Pmt -Check	04/23/2024	Bill.com	Arizona Water Com...	https://app02....			20000 · Accou...		30.55	-8,737.13
Bill Pmt -Check	04/23/2024	Bill.com	relevant Digital Mark...	https://app02....			20000 · Accou...		99.00	-8,836.13
Bill Pmt -Check	04/23/2024	Bill.com	Verizon Wireless Se...	https://app02....			20000 · Accou...		2,046.50	-10,882.63
Bill Pmt -Check	04/23/2024	Bill.com	United Fire Equipm...	https://app02....			20000 · Accou...		60.54	-10,943.17
Bill Pmt -Check	04/23/2024	Bill.com	Chase Cardmember...	https://app02....			20000 · Accou...		11,511.32	-22,454.49
Bill Pmt -Check	04/23/2024	Bill.com	United Fire Equipm...	https://app02....			20000 · Accou...		321.65	-22,776.14
Bill Pmt -Check	04/23/2024	Bill.com	BANNER - UNIVER...	https://app02....			20000 · Accou...		105.31	-22,881.45
Bill Pmt -Check	04/23/2024	Bill.com	Empire Southwest L...	https://app02....			20000 · Accou...		245.48	-23,126.93
Bill Pmt -Check	04/23/2024	Bill.com	Bud's Bulk Ice Servi...	https://app02....			20000 · Accou...		557.14	-23,684.07
Bill Pmt -Check	04/23/2024	Bill.com	United Fire Equipm...	https://app02....			20000 · Accou...		43.24	-23,727.31
Bill Pmt -Check	04/23/2024	Bill.com	United Fire Equipm...	https://app02....			20000 · Accou...		669.64	-24,396.95
Bill Pmt -Check	04/23/2024	Bill.com	United Fire Equipm...	https://app02....			20000 · Accou...		116.69	-24,513.64
Bill Pmt -Check	04/23/2024	Bill.com	Arizona Water Com...	https://app02....			20000 · Accou...		34.64	-24,548.28
Bill Pmt -Check	04/23/2024	Bill.com	United Fire Equipm...	https://app02....			20000 · Accou...		120.72	-24,669.00
Bill Pmt -Check	04/23/2024	Bill.com	United Fire Equipm...	https://app02....			20000 · Accou...		64.85	-24,733.85
Bill Pmt -Check	04/23/2024	Bill.com	United Fire Equipm...	https://app02....			20000 · Accou...		373.97	-25,107.82
Bill Pmt -Check	04/23/2024	Bill.com	United Fire Equipm...	https://app02....			20000 · Accou...		199.87	-25,307.69
Bill Pmt -Check	04/23/2024	Bill.com	Bound Tree Medical...	https://app02....			20000 · Accou...		4,887.37	-30,195.06

Superstition Fire & Medical District Transaction Detail by Account April 2024

Type	Date	Num	Name	Memo	Class	Clr	Split	Debit	Credit	Balance
Bill Pmt -Check	04/23/2024	Bill.com	Apache Junction W...	https://app02....			20000 · Accou...		233.72	-30,428.78
Bill Pmt -Check	04/23/2024	Bill.com	United Fire Equipm...	https://app02....			20000 · Accou...		244.66	-30,673.44
Bill Pmt -Check	04/23/2024	Bill.com	United Fire Equipm...	https://app02....			20000 · Accou...		259.40	-30,932.84
Bill Pmt -Check	04/23/2024	Bill.com	BANNER - UNIVER...	https://app02....			20000 · Accou...		13.48	-30,946.32
Bill Pmt -Check	04/23/2024	Bill.com	United Fire Equipm...	https://app02....			20000 · Accou...		399.48	-31,345.80
Bill Pmt -Check	04/23/2024	Bill.com	Bound Tree Medical...	https://app02....			20000 · Accou...		309.83	-31,655.63
Bill Pmt -Check	04/23/2024	Bill.com	United Fire Equipm...	https://app02....			20000 · Accou...		36.65	-31,692.28
Bill Pmt -Check	04/23/2024	Bill.com	CARA TERRY	https://app02....			20000 · Accou...		1.53	-31,693.81
Bill Pmt -Check	04/23/2024	Bill.com	Liberty Utilities AZ	https://app02....			20000 · Accou...		55.13	-31,748.94
Bill Pmt -Check	04/23/2024	Bill.com	United Fire Equipm...	https://app02....			20000 · Accou...		230.33	-31,979.27
Bill Pmt -Check	04/23/2024	Bill.com	United Fire Equipm...	https://app02....			20000 · Accou...		333.43	-32,312.70
Bill Pmt -Check	04/23/2024	Bill.com	United Fire Equipm...	https://app02....			20000 · Accou...		230.67	-32,543.37
Bill Pmt -Check	04/23/2024	Bill.com	Rite-A-Way Garage ...	https://app02....			20000 · Accou...		3,958.63	-36,502.00
Bill Pmt -Check	04/23/2024	Bill.com	United Fire Equipm...	https://app02....			20000 · Accou...		255.49	-36,757.49
Bill Pmt -Check	04/23/2024	Bill.com	L.N. Curtis & Sons	https://app02....			20000 · Accou...		3,169.03	-39,926.52
Bill Pmt -Check	04/23/2024	Bill.com	MARILYNN ROUD	https://app02....			20000 · Accou...		470.00	-40,396.52
Bill Pmt -Check	04/23/2024	Bill.com	United Fire Equipm...	https://app02....			20000 · Accou...		553.27	-40,949.79
Bill Pmt -Check	04/23/2024	Bill.com	Support Payment Cl...	https://app02....			20000 · Accou...		1,224.43	-42,174.22
Bill Pmt -Check	04/23/2024	Bill.com	Apache Junction W...	https://app02....			20000 · Accou...		59.67	-42,233.89
Bill Pmt -Check	04/23/2024	Bill.com	GILSBAR LLC	https://app02....			20000 · Accou...		1,614.86	-43,848.75
Bill Pmt -Check	04/23/2024	Bill.com	United Fire Equipm...	https://app02....			20000 · Accou...		24.81	-43,873.56
Bill Pmt -Check	04/23/2024	Bill.com	United Fire Equipm...	https://app02....			20000 · Accou...		504.37	-44,377.93
Bill Pmt -Check	04/23/2024	Bill.com	United Fire Equipm...	https://app02....			20000 · Accou...		113.48	-44,491.41
Bill Pmt -Check	04/23/2024	Bill.com	Prophet Network Int...	https://app02....			20000 · Accou...		2,362.06	-46,853.47
Bill Pmt -Check	04/23/2024	Bill.com	United Fire Equipm...	https://app02....			20000 · Accou...		675.32	-47,528.79
Bill Pmt -Check	04/23/2024	Bill.com	United Fire Equipm...	https://app02....			20000 · Accou...		470.94	-47,999.73
Bill Pmt -Check	04/23/2024	Bill.com	United Fire Equipm...	https://app02....			20000 · Accou...		228.58	-48,228.31
Bill Pmt -Check	04/23/2024	Bill.com	United Fire Equipm...	https://app02....			20000 · Accou...		138.21	-48,366.52
Bill Pmt -Check	04/23/2024	Bill.com	United Fire Equipm...	https://app02....			20000 · Accou...		264.09	-48,630.61
Bill Pmt -Check	04/23/2024	Bill.com	7710 Insurance Co, ...	https://app02....			20000 · Accou...		34,538.00	-83,168.61
Bill Pmt -Check	04/23/2024	Bill.com	James Vincent Grou...	https://app02....			20000 · Accou...		4,500.00	-87,668.61
Bill Pmt -Check	04/23/2024	Bill.com	KATHLEEN BLAIR	https://app02....			20000 · Accou...		170.00	-87,838.61
Bill Pmt -Check	04/23/2024	Bill.com	Bud's Bulk Ice Servi...	https://app02....			20000 · Accou...		329.08	-88,167.69
Bill Pmt -Check	04/23/2024	Bill.com	Mediacom	https://app02....			20000 · Accou...		229.95	-88,397.64
Bill Pmt -Check	04/23/2024	Bill.com	Medline Industries, LP	https://app02....			20000 · Accou...		468.04	-88,865.68
Bill Pmt -Check	04/23/2024	Bill.com	Trust Account of Ja...	https://app02....			20000 · Accou...		394.34	-89,260.02
Bill Pmt -Check	04/23/2024	Bill.com	United Fire Equipm...	https://app02....			20000 · Accou...		505.93	-89,765.95
Bill Pmt -Check	04/23/2024	Bill.com	United Fire Equipm...	https://app02....			20000 · Accou...		251.30	-90,017.25
Bill Pmt -Check	04/23/2024	Bill.com	Prophet Network Int...	https://app02....			20000 · Accou...		2,662.88	-92,680.13
Bill Pmt -Check	04/23/2024	Bill.com	United Fire Equipm...	https://app02....			20000 · Accou...		54.97	-92,735.10
Bill Pmt -Check	04/23/2024	Bill.com	United Fire Equipm...	https://app02....			20000 · Accou...		534.13	-93,269.23
Bill Pmt -Check	04/23/2024	Bill.com	CenturyLink	https://app02....			20000 · Accou...		117.12	-93,386.35
General Journal	04/23/2024	530		BILL 04/23/24...			10150 · Payroll...	93,386.35		0.00
General Journal	04/25/2024	532		BILL 04/25/24...			10150 · Payroll...		99.00	-99.00
General Journal	04/25/2024	533		BILL 04/25/24...			10150 · Payroll...		25.00	-124.00
General Journal	04/25/2024	534		BILL 04/25/24...			10150 · Payroll...		122.56	-246.56
Bill Pmt -Check	04/30/2024	Bill.com	Bound Tree Medical...	https://app02....			20000 · Accou...		4,459.93	-4,706.49
Bill Pmt -Check	04/30/2024	Bill.com	United Fire Equipm...	https://app02....			20000 · Accou...		208.61	-4,915.10
Bill Pmt -Check	04/30/2024	Bill.com	City of Mesa	https://app02....			20000 · Accou...		680.00	-5,595.10

Superstition Fire & Medical District Transaction Detail by Account April 2024

Type	Date	Num	Name	Memo	Class	Clr	Split	Debit	Credit	Balance
Bill Pmt -Check	04/30/2024	Bill.com	United Fire Equipm...	https://app02....			20000 · Accou...		50.75	-5,645.85
Bill Pmt -Check	04/30/2024	Bill.com	United Fire Equipm...	https://app02....			20000 · Accou...		22.65	-5,668.50
Bill Pmt -Check	04/30/2024	Bill.com	United Fire Equipm...	https://app02....			20000 · Accou...		50.75	-5,719.25
Bill Pmt -Check	04/30/2024	Bill.com	United Fire Equipm...	https://app02....			20000 · Accou...		131.38	-5,850.63
Bill Pmt -Check	04/30/2024	Bill.com	Mohawk Automotive...	https://app02....			20000 · Accou...		414.00	-6,264.63
Bill Pmt -Check	04/30/2024	Bill.com	Donnoe & Associate...	https://app02....			20000 · Accou...		1,760.00	-8,024.63
Bill Pmt -Check	04/30/2024	Bill.com	Frontier Shop Suppl...	https://app02....			20000 · Accou...		51.25	-8,075.88
Bill Pmt -Check	04/30/2024	Bill.com	Bound Tree Medical...	https://app02....			20000 · Accou...		438.73	-8,514.61
Bill Pmt -Check	04/30/2024	Bill.com	United Fire Equipm...	https://app02....			20000 · Accou...		73.29	-8,587.90
Bill Pmt -Check	04/30/2024	Bill.com	Mercy Gilbert Hospital	https://app02....			20000 · Accou...		0.68	-8,588.58
Bill Pmt -Check	04/30/2024	Bill.com	United Fire Equipm...	https://app02....			20000 · Accou...		302.63	-8,891.21
Bill Pmt -Check	04/30/2024	Bill.com	Jonoco, LLC	https://app02....			20000 · Accou...		3,375.00	-12,266.21
Bill Pmt -Check	04/30/2024	Bill.com	San Tan Auto Partn...	https://app02....			20000 · Accou...		127,136.80	-139,403.01
Bill Pmt -Check	04/30/2024	Bill.com	Arizona Water Com...	https://app02....			20000 · Accou...		64.19	-139,467.20
Bill Pmt -Check	04/30/2024	Bill.com	Bud's Bulk Ice Servi...	https://app02....			20000 · Accou...		215.05	-139,682.25
Bill Pmt -Check	04/30/2024	Bill.com	Arizona Water Com...	https://app02....			20000 · Accou...		33.58	-139,715.83
Bill Pmt -Check	04/30/2024	Bill.com	Arizona Water Com...	https://app02....			20000 · Accou...		82.74	-139,798.57
Bill Pmt -Check	04/30/2024	Bill.com	Mesa Discount, Inc	https://app02....			20000 · Accou...		1,171.66	-140,970.23
Bill Pmt -Check	04/30/2024	Bill.com	Zach Rodenburg	https://app02....			20000 · Accou...		35.00	-141,005.23
Bill Pmt -Check	04/30/2024	Bill.com	Jonoco, LLC	https://app02....			20000 · Accou...		520.00	-141,525.23
Bill Pmt -Check	04/30/2024	Bill.com	Solvent Recy-Clean...	https://app02....			20000 · Accou...		190.00	-141,715.23
Bill Pmt -Check	04/30/2024	Bill.com	Arizona Water Com...	https://app02....			20000 · Accou...		224.71	-141,939.94
Bill Pmt -Check	04/30/2024	Bill.com	J & H Plumbing	https://app02....			20000 · Accou...		447.53	-142,387.47
Bill Pmt -Check	04/30/2024	Bill.com	Ginco Plumbing LLC	https://app02....			20000 · Accou...		612.34	-142,999.81
Bill Pmt -Check	04/30/2024	Bill.com	Arizona Water Com...	https://app02....			20000 · Accou...		33.58	-143,033.39
Bill Pmt -Check	04/30/2024	Bill.com	Southern Tire Mart, ...	https://app02....			20000 · Accou...		3,640.11	-146,673.50
Bill Pmt -Check	04/30/2024	Bill.com	United Fire Equipm...	https://app02....			20000 · Accou...		55.83	-146,729.33
Bill Pmt -Check	04/30/2024	Bill.com	Arizona Water Com...	https://app02....			20000 · Accou...		67.05	-146,796.38
Bill Pmt -Check	04/30/2024	Bill.com	Frontier Shop Suppl...	https://app02....			20000 · Accou...		73.33	-146,869.71
Bill Pmt -Check	04/30/2024	Bill.com	Bound Tree Medical...	https://app02....			20000 · Accou...		315.84	-147,185.55
Bill Pmt -Check	04/30/2024	Bill.com	United Fire Equipm...	https://app02....			20000 · Accou...		113.23	-147,298.78
Bill Pmt -Check	04/30/2024	Bill.com	United Fire Equipm...	https://app02....			20000 · Accou...		264.20	-147,562.98
Bill Pmt -Check	04/30/2024	Bill.com	United Fire Equipm...	https://app02....			20000 · Accou...		684.73	-148,247.71
Bill Pmt -Check	04/30/2024	Bill.com	BPCWS, PLLC	https://app02....			20000 · Accou...		7,747.83	-155,995.54
Bill Pmt -Check	04/30/2024	Bill.com	Bud's Bulk Ice Servi...	https://app02....			20000 · Accou...		458.31	-156,453.85
Bill Pmt -Check	04/30/2024	Bill.com	Jonoco, LLC	https://app02....			20000 · Accou...		650.00	-157,103.85
Bill Pmt -Check	04/30/2024	Bill.com	U.S. BANK EQUIP...	https://app02....			20000 · Accou...		563.73	-157,667.58
General Journal	04/30/2024	535		BILL 04/30/24...			10150 · Payroll...	30,530.78		-127,136.80
General Journal	04/30/2024	536		BILL 04/30/24...			10150 · Payroll...	127,136.80		0.00
Total 1072 · Bill.com Money Out Clearing								717,478.85	717,478.85	0.00
11000 · Petty Cash - Accounting										
Bill Pmt -Check	04/03/2024		Southern Tire Mart, ...	QuickBooks g...			20000 · Accou...	0.00		0.00
Bill Pmt -Check	04/30/2024		United Fire Equipm...	QuickBooks g...			20000 · Accou...	0.00		0.00
Total 11000 · Petty Cash - Accounting								0.00	0.00	0.00
TOTAL								4,280,260.35	4,460,624.28	-180,363.93



Superstition Fire and Medical District

Fiscal Year Begins: Jul-23

Twelve-Month Cash Flow

Superstition Fire and Medical District

	Beginning	Jul-23	Aug-23	Sep-23	Oct-23	Nov-23	Dec-23	Jan-24	Feb-24	Mar-24	Apr-24	May-24	Jun-24	Monthly Average	Overview
Cash Summary															
Cash on Hand (beginning of month)	3,813,439	3,813,439	3,000,858	1,816,678	2,304,083	8,342,050	8,927,037	9,016,397	8,674,271	7,227,304	6,383,580	6,218,523	8,886,439	6,217,555	
Cash Available (on hand + receipts, before cash out)	3,813,439	4,180,009	3,814,728	4,510,002	9,854,440	10,826,004	11,190,588	10,412,165	9,669,284	8,220,549	8,211,669	10,591,069	9,692,538	8,431,087	
Cash Position (end of month)	3,813,439	3,000,858	1,816,678	2,304,083	8,342,050	8,927,037	9,016,397	8,674,271	7,227,304	6,383,580	6,218,523	8,886,439	5,420,197	6,351,452	
Cash Receipts															
Tax Levy Revenue		23,876	226,083	1,199,041	7,057,163	1,670,952	1,639,744	873,004	527,219	584,313	1,209,282	3,929,082	114,925	1,587,890	
Non-Tax Levy Revenue		342,693	500,787	1,444,075	434,193	453,386	623,807	483,894	467,794	408,932	618,807	443,464	507,936	560,814	
Transfers		0	87,000	50,208	59,000	359,616	0	38,869	0	0	0	0	183,238	64,828	
Total Cash Receipts		366,570	813,870	2,693,324	7,550,357	2,483,954	2,263,551	1,395,768	995,013	993,245	1,828,089	4,372,546	806,099	2,213,532	
Cash Paid Out															
Disbursements		1,179,151	1,998,050	2,205,919	1,512,390	1,898,967	2,174,190	1,737,894	2,441,980	1,836,968	1,993,145	1,704,630	3,272,341	1,996,302	
Transfers		0	0	0	0	0	0	0	0	0	0	0	1,000,000	83,333	
Total Cash Paid Out		1,179,151	1,998,050	2,205,919	1,512,390	1,898,967	2,174,190	1,737,894	2,441,980	1,836,968	1,993,145	1,704,630	4,272,341	2,079,636	
		(Actual)	(Actual)	(Actual)	(Actual)	(Actual)	(Actual)	(Actual)	(Actual)	(Actual)	(Actual)	(Actual)	(Budget)	(Budget)	

*This includes the General Fund, Transport Services Fund and Special Revenue Fund