



## Superstition Fire & Medical District Balance Sheet - All Governmental Funds

For Fiscal: 2022-2023 Period Ending: 8/31/22

	100 General	150 Transport	200 Capital Projects	400 Special Revenue	500 Debt Principal	600 Debt Interest	700 COP Reserve	Total
<b>Current Assets</b>								
10100 - FUND CASH	2,313,250.80	767,138.51	-	-	-	-	-	3,080,389.31
10150 - PAYROLL ACCOUNT	(1,793,589.91)	(312,861.01)	-	-	-	-	-	(2,106,450.92)
10200 - FUND CASH - CAPITAL PROJECTS	-	-	1,979,553.42	-	-	-	-	1,979,553.42
10400 - FUND CASH - SPECIAL REVENUE FUND	-	-	-	60,842.72	-	-	-	60,842.72
10500 - FUND CASH - DEBT RETIREMENT PRINCIPAL	-	-	-	-	173,796.85	-	-	173,796.85
10600 - FUND CASH - DEBT RETIREMENT INTEREST	-	-	-	-	-	33,960.37	-	33,960.37
10700 - FUND CASH - COP RESERVE	-	-	-	-	-	-	3,330,314.28	3,330,314.28
11000 - PETTY CASH - ACCOUNTING	100.00	-	-	-	-	-	-	100.00
CASH SUBTOTAL	519,760.89	454,277.50	1,979,553.42	60,842.72	173,796.85	33,960.37	3,330,314.28	6,552,506.03
13000 - ACCOUNTS RECEIVABLE	-	-	-	-	-	-	-	-
13500 - PROPERTY TAXES RECEIVABLE	-	-	-	-	-	-	-	-
15000 - DUE FROM OTHER FUNDS	27,017.98	-	425,307.55	-	-	-	-	452,325.53
15500 - DEPOSIT	-	-	-	-	-	-	-	-
16000 - PREPAID ITEMS	-	-	-	-	-	-	-	-
<b>Total Assets:</b>	<b>\$ 546,778.87</b>	<b>\$ 454,277.50</b>	<b>\$ 2,404,860.97</b>	<b>\$ 60,842.72</b>	<b>\$ 173,796.85</b>	<b>\$ 33,960.37</b>	<b>\$ 3,330,314.28</b>	<b>\$ 7,004,831.56</b>
<b>Current Liabilities</b>								
21050 - ACCOUNTS PAYABLE	-	-	-	-	-	-	-	-
21250 - SALES TAX PAYABLE	-	31.51	-	88.93	-	-	-	120.44
21300 - FEDERAL INCOME WITHHOLDING	-	-	-	-	-	-	-	-
21400 - SOCIAL SECURITY WITHHOLDING	-	-	-	-	-	-	-	-
21450 - MEDICARE WITHHOLDING	-	-	-	-	-	-	-	-
21500 - STATE INCOME TAX WITHHOLDING	-	-	-	-	-	-	-	-
21660 - HEALTH SAVINGS ACCOUNT	-	-	-	-	-	-	-	-
21665 - HSA FEES (DUE 3RD PARTY)	-	-	-	-	-	-	-	-
21700 - PUBLIC SAFETY RETIREMENT	-	-	-	-	-	-	-	-
21725 - CIVILIAN EMPLOYEE RETIREMENT	-	-	-	-	-	-	-	-
21800 - PRE-TAX 457 PLAN	-	-	-	-	-	-	-	-
21925 - VOLUNTARY EMPLOYEE BENEFICIARY ASSOC	-	-	-	-	-	-	-	-
22200 - DISABILITY INS - VOLUNTARY LONG TERM	5,634.12	773.82	-	-	-	-	-	6,407.94
22300 - LIFE INS - VOLUNTARY SUPPLEMENTAL	3,338.25	163.16	-	-	-	-	-	3,501.41
24000 - AFLAC	557.15	160.47	-	-	-	-	-	717.62
25000 - DUE TO OTHER FUNDS	-	452,325.53	-	-	-	-	-	452,325.53
26000 - DEFERRED REVENUE	-	-	-	-	-	-	-	-
26550 - ACCRUED PAYROLL & RELATED BENEFITS	-	-	-	-	-	-	-	-
<b>Total Liabilities:</b>	<b>9,529.52</b>	<b>453,454.49</b>	<b>-</b>	<b>88.93</b>	<b>-</b>	<b>-</b>	<b>-</b>	<b>463,072.94</b>
<b>Equity</b>								
31000 - FUND BALANCE	2,610,981.64	(93,953.41)	2,535,499.89	59,250.43	170,946.48	33,429.14	3,325,771.51	8,641,925.68
<b>Beginning Equity:</b>	<b>2,610,981.64</b>	<b>(93,953.41)</b>	<b>2,535,499.89</b>	<b>59,250.43</b>	<b>170,946.48</b>	<b>33,429.14</b>	<b>3,325,771.51</b>	<b>8,641,925.68</b>
CURRENT YEAR PROFIT / LOSS	(2,073,732.29)	94,776.42	(130,638.92)	1,503.36	2,850.37	531.23	4,542.77	(2,100,167.06)
<b>Total Current Liabilities and Equity:</b>	<b>\$ 546,778.87</b>	<b>\$ 454,277.50</b>	<b>\$ 2,404,860.97</b>	<b>\$ 60,842.72</b>	<b>\$ 173,796.85</b>	<b>\$ 33,960.37</b>	<b>\$ 3,330,314.28</b>	<b>\$ 7,004,831.56</b>



## Superstition Fire & Medical District Cash Flow - All Governmental Funds

**August 31, 2022**

Month	Status	Beginning Cash Balance	Revenues	Expenditures	Variance	Ending Cash Balance
July	<b>Actual</b>	\$ 8,642,001	\$ 424,563	\$ 1,406,817	\$ (982,254)	\$ 7,659,748
August	<b>Actual</b>	\$ 7,659,748	\$ 408,562	\$ 1,515,804	\$ (1,107,242)	\$ 6,552,506
September	Projected	\$ 6,552,506	\$ 2,983,397	\$ 1,937,898	\$ 1,045,499	\$ 7,598,005
October	Projected	\$ 7,598,005	\$ 5,943,385	\$ 2,391,578	\$ 3,551,807	\$ 11,149,812
November	Projected	\$ 11,149,812	\$ 1,775,640	\$ 1,715,040	\$ 60,600	\$ 11,210,412
December	Projected	\$ 11,210,412	\$ 2,087,588	\$ 1,880,281	\$ 207,307	\$ 11,417,720
January	Projected	\$ 11,417,720	\$ 799,170	\$ 1,608,272	\$ (809,102)	\$ 10,608,617
February	Projected	\$ 10,608,617	\$ 946,279	\$ 2,037,839	\$ (1,091,560)	\$ 9,517,058
March	Projected	\$ 9,517,058	\$ 1,096,560	\$ 1,969,079	\$ (872,519)	\$ 8,644,539
April	Projected	\$ 8,644,539	\$ 4,152,464	\$ 2,141,674	\$ 2,010,790	\$ 10,655,328
May	Projected	\$ 10,655,328	\$ 1,417,929	\$ 1,716,739	\$ (298,810)	\$ 10,356,518
June	Projected	\$ 10,356,518	\$ 726,520	\$ 2,917,579	\$ (2,191,059)	\$ 8,165,459

Per Arizona Revised Statute (ARS) §48-807(O), the District must produce a Cash Flow Projection Report each fiscal year. This was a new requirement effective September 13, 2013.

The Cash Flow report consists of the combined cash balances of all District Funds. These balances includes the General (100) Fund, Rescue Transport (150), Capital Projects (200) Fund, Bond Proceeds (300) Fund, Special Revenue (400) Fund, CCU Grant (450) Fund, Debt Principal (500) Fund, and Debt Interest (600) Fund.

The first half of the fiscal year's property taxes is due between October 1 and November 1, and the second half is due between March 1 and May 1. Consequently, during the early months of the fiscal year, Capital Projects fund may be utilized to off-set low revenue collections period, but are returned to the Capital Fund when revenue flows increase.

The Cash Flow Projection Report is to be updated monthly with the actual revenues deposited into and expenditures disbursed from the District' cash accounts. It is important to note that the revenues and expenditures are reported here on a Cash Basis.

This report is generated to demonstrate that the Fire District maintains sufficient cash available to satisfy the projected expenditures budgeted over the course of the fiscal year. Close attention should be paid to the Ending Cash Balance columns of this report.

The projections above were derived from an analysis of the District's actual revenues and expenditures for the past three fiscal years and the current year's approved budget. They are to be used as a guide in financial planning. For more detailed information regarding revenues, expenditures, and cash accounts, please refer to the District's Monthly Financial Statements, Warrants Register, and Bank Statements.



# Superstition Fire & Medical District Income Statement Summary

For Fiscal: 2022-2023 Period Ending: 8/31/22

	Approved Total Budget	Current Month Actual	YTD Actual Activity	Forecasted Remaining Budget	% Budget Remaining
<b>Fund: 100 - GENERAL</b>					
<b>Revenues</b>					
DIRECT TAXES	16,825,936.00	31,543.06	65,036.46	16,760,899.54	99.6%
OTHER TAXES	538,187.00	11,428.84	22,857.68	515,329.32	95.8%
CHARGES FOR SERVICES	685,250.00	6,951.60	66,669.99	618,580.01	90.3%
COMMUNITY HEALTH SERVICES	1,500.00	44.00	74.00	1,426.00	95.1%
OTHER INCOME	188,500.00	2,363.92	3,313.74	185,186.26	98.2%
INTERGOVERNMENTAL INCOME	4,000.00	1,300.00	1,800.00	2,200.00	55.0%
OTHER FINANCING SOURCES (USES)	(500,000.00)	35,222.00	47,132.00	(547,132.00)	109.4%
<b>Revenue Total:</b>	<b>\$ 17,743,373.00</b>	<b>\$ 88,853.42</b>	<b>\$ 206,883.87</b>	<b>\$ 17,536,489.13</b>	<b>98.8%</b>
<b>Expenditures</b>					
ADMINISTRATIVE SERVICES	7,078,870.00	384,888.31	840,932.98	6,237,937.02	88.1%
FINANCIAL SERVICES / RESERVES	2,443,706.64	875.00	1,077.37	2,442,629.27	100.0%
TRAINING SERVICES	57,116.00	7,858.00	9,403.98	47,712.02	83.5%
TECHNICAL SERVICES	798,946.00	58,561.58	95,274.33	703,671.67	88.1%
COMMUNICATION SERVICES	326,403.00	8,760.12	21,406.73	304,996.27	93.4%
EMERGENCY SERVICES	9,538,382.00	647,337.15	1,287,695.75	8,250,686.25	86.5%
COMMUNITY SERVICES	110,931.00	8,110.32	14,968.48	95,962.52	86.5%
<b>Expenditures Total:</b>	<b>20,354,354.64</b>	<b>1,116,390.48</b>	<b>2,270,759.62</b>	<b>18,083,595.02</b>	<b>88.8%</b>
<b>Net Financial Sources (Uses)</b>	<b>\$ (2,610,981.64)</b>	<b>\$ (1,027,537.06)</b>	<b>\$ (2,063,875.75)</b>	<b>\$ (547,105.89)</b>	
<b>Beginning Unrestricted Fund Balance July 1, 2022</b>	<b>\$2,610,981.64</b>				



# Superstition Fire & Medical District Expenditures - Summary

For Fiscal: 2022-2023 Period Ending: 8/31/22

	Approved Total Budget	Current Month Actual	YTD Actual Activity	Forecasted Remaining Budget	% Budget Remaining
<b>Fund: 100 - GENERAL OPERATING</b>					
<b>DIVISION 10: ADMINISTRATIVE SERVICES</b>					
<b>Compensation &amp; Benefits</b>					
Compensation	779,339.00	57,259.20	115,374.42	663,964.58	85.2% <span style="color: green;">●</span>
Employer Provided Benefits	4,930,168.00	174,430.97	547,538.19	4,382,629.81	88.9% <span style="color: green;">●</span>
<b>Operating Expenditures</b>					
Equipment & Machinery	-	-	-	-	0.0% <span style="color: green;">●</span>
Parts & Supplies	462,693.00	57,592.00	76,446.40	386,246.60	83.5% <span style="color: yellow;">●</span>
Facility Services	292,972.00	31,194.31	34,402.66	258,569.34	88.3% <span style="color: green;">●</span>
Operating Services	100,957.00	14,588.82	22,713.33	78,243.67	77.5% <span style="color: red;">●</span>
Professional Services	512,741.00	49,823.01	44,457.98	468,283.02	91.3% <span style="color: green;">●</span>
Financial Services	2,443,706.64	875.00	1,077.37	2,442,629.27	100.0% <span style="color: green;">●</span>
Training Services	57,116.00	7,858.00	9,403.98	47,712.02	83.5% <span style="color: yellow;">●</span>
<b>TOTAL ADMINISTRATIVE SERVICES</b>	<b>9,579,692.64</b>	<b>393,621.31</b>	<b>851,414.33</b>	<b>8,728,278.31</b>	<b>91.1%</b> <span style="color: green;">●</span>
<b>DIVISION 20: TECHNICAL SERVICES</b>					
<b>Compensation</b>	328,472.00	24,295.03	48,336.53	280,135.47	85.3% <span style="color: green;">●</span>
<b>Operating Expenditures</b>					
Equipment & Machinery	5,495.00	-	1,168.30	4,326.70	78.7% <span style="color: red;">●</span>
Operating Supplies	207,400.00	17,116.64	27,226.55	180,173.45	86.9% <span style="color: green;">●</span>
Parts & Supplies	208,099.00	15,314.06	16,287.10	191,811.90	92.2% <span style="color: green;">●</span>
Professional Services	45,480.00	1,199.89	1,249.89	44,230.11	97.3% <span style="color: green;">●</span>
Training Services	4,000.00	635.96	1,005.96	2,994.04	74.9% <span style="color: red;">●</span>
<b>TOTAL TECHNICAL SERVICES</b>	<b>798,946.00</b>	<b>58,561.58</b>	<b>95,274.33</b>	<b>703,671.67</b>	<b>88.1%</b> <span style="color: green;">●</span>
<b>DIVISION 30: COMMUNICATIONS SERVICES</b>					
<b>Operating Expenditures</b>					
Parts & Supplies	5,340.00	-	-	5,340.00	100.0% <span style="color: green;">●</span>
Operating Services	103,268.00	2,530.76	5,533.53	97,734.47	94.6% <span style="color: green;">●</span>
Professional Services	217,795.00	6,229.36	15,873.20	201,921.80	92.7% <span style="color: green;">●</span>
<b>TOTAL COMMUNICATION SERVICES</b>	<b>326,403.00</b>	<b>8,760.12</b>	<b>21,406.73</b>	<b>304,996.27</b>	<b>93.4%</b> <span style="color: green;">●</span>
<b>DIVISION 40: EMERGENCY SERVICES</b>					
<b>Compensation</b>	8,989,677.00	622,409.05	1,260,874.94	7,728,802.06	86.0% <span style="color: green;">●</span>
<b>Operating Expenditures</b>					
Equipment & Machinery	40,093.00	-	-	40,093.00	100.0% <span style="color: green;">●</span>
Operating Supplies	75,200.00	11,960.82	14,107.14	61,092.86	81.2% <span style="color: yellow;">●</span>
Parts & Supplies	187,200.00	3,807.31	3,807.31	183,392.69	98.0% <span style="color: green;">●</span>
Operating Services	23,895.00	820.22	820.22	23,074.78	96.6% <span style="color: green;">●</span>
Professional Services	142,567.00	4,449.02	5,050.41	137,516.59	96.5% <span style="color: green;">●</span>
Training Services	79,750.00	3,890.73	3,035.73	76,714.27	96.2% <span style="color: green;">●</span>
<b>TOTAL EMERGENCY SERVICES</b>	<b>9,538,382.00</b>	<b>647,337.15</b>	<b>1,287,695.75</b>	<b>8,250,686.25</b>	<b>86.5%</b> <span style="color: green;">●</span>
<b>DIVISION 50: COMMUNITY SERVICES / FIRE PREVENTION</b>					
<b>Compensation</b>	91,156.00	6,858.16	13,716.32	77,439.68	85.0% <span style="color: green;">●</span>
<b>Operating Expenditures</b>					
Operating Supplies	3,027.00	-	-	3,027.00	100.0% <span style="color: green;">●</span>
Parts & Supplies	2,998.00	-	-	2,998.00	100.0% <span style="color: green;">●</span>
Operating Services	2,000.00	1,252.16	1,252.16	747.84	37.4% <span style="color: red;">●</span>
Professional Services	6,850.00	-	-	6,850.00	100.0% <span style="color: green;">●</span>
Training Services	4,900.00	-	-	4,900.00	100.0% <span style="color: green;">●</span>
<b>TOTAL COMMUNITY SERVICES / FIRE PREVENTION</b>	<b>110,931.00</b>	<b>8,110.32</b>	<b>14,968.48</b>	<b>95,962.52</b>	<b>86.5%</b> <span style="color: green;">●</span>
<b>GRAND TOTAL GENERAL FUND</b>	<b>\$ 20,354,354.64</b>	<b>\$ 1,116,390.48</b>	<b>\$ 2,270,759.62</b>	<b>\$ 18,083,595.02</b>	<b>88.8%</b> <span style="color: green;">●</span>



# Superstition Fire & Medical District Income Statement - Detail

For Fiscal: 2022-2023 Period Ending: 8/31/22

		Approved Total Budget	Current Month Actual	YTD Actual Activity	Forecasted Remaining Budget	% Budget Remaining
<b>FUND: 100 - GENERAL OPERATING</b>						
<b>Revenue</b>						
<b>Direct Taxes</b>						
100-10-41000-10	REAL & SECURED PROPERTY TAXES	15,294,818.00	26,041.84	53,212.82	15,241,605.18	99.7%
100-10-41050-10	UNSECURED PERS PROPERTY TAXES	1,139,740.00	5,339.17	10,872.19	1,128,867.81	99.0%
100-10-41075-10	REFUNDED TAXES	(25,000.00)	(10.46)	(10.46)	(24,989.54)	100.0%
100-10-41080-10	MARICOPA COUNTY PROPERTY TAXES	16,378.00	172.51	961.91	15,416.09	94.1%
100-10-41100-10	FIRE DISTRICT ASSISTANCE TAX	400,000.00	-	-	400,000.00	100.0%
	<b>Subtotal</b>	16,825,936.00	31,543.06	65,036.46	16,760,899.54	99.6%
<b>Other Taxes</b>						
100-10-41200-10	SRP CONTRIBUTIONS	414,187.00	-	-	414,187.00	100.0%
100-10-41300-10	INSURANCE PREMIUM TAX	124,000.00	11,428.84	22,857.68	101,142.32	81.6%
	<b>Total Tax Revenue</b>	17,364,123.00	42,971.90	87,894.14	17,276,228.86	99.5%
<b>Charges for Services</b>						
100-10-42025-41	RTC COST RECOVERY	-	3,322.38	6,644.76	(6,644.76)	0.0%
100-10-42050-41	OTHER EMS PAYMENTS	1,250.00	-	-	1,250.00	100.0%
100-10-42075-41	EMS CONTRACTS	55,000.00	-	-	55,000.00	100.0%
100-10-42078-12	FIRE CONTRACTS	5,000.00	1,428.24	1,428.24	3,571.76	71.4%
100-10-42200-41	MISCELLANEOUS CONTRACTS	10,000.00	700.98	1,425.36	8,574.64	85.7%
100-10-42500-50	SELF INSPECTION FEES	-	-	-	-	0.0%
100-10-42600-15	COPIES (FIRE REPORTS, ETC.)	1,000.00	200.00	400.00	600.00	60.0%
100-10-42700-50	PERMITS	23,000.00	1,300.00	2,300.00	20,700.00	90.0%
100-10-42750-50	COMPLIANCE ENGINE REVENUE SHARE	-	-	1,040.00	-	0.0%
100-10-43100-12	STATE LAND FIRE PAYMENTS	550,000.00	-	53,431.63	496,568.37	90.3%
100-10-43200-20	OUTSIDE FLEET MAINTENANCE	40,000.00	-	-	40,000.00	100.0%
100-10-43300-50	INTERGOVERNMENTAL - PLAN REVIEW FEES	4,000.00	1,300.00	1,800.00	2,200.00	55.0%
	<b>Total Charges for Services</b>	689,250.00	8,251.60	68,469.99	621,820.01	90.2%
<b>Community Health Services</b>						
100-10-43500-41	CPR / FIRST AID CLASSES	1,500.00	44.00	74.00	1,426.00	95.1%
<b>Other Income</b>						
100-10-45500-10	SMART & SAFE FUND	175,000.00	-	-	175,000.00	100.0%
100-10-45700-10	INVESTMENT EARNINGS	8,500.00	2,243.92	4,083.74	4,416.26	52.0%
100-10-45800-10	COBRA REIMBURSEMENT INCOME	-	-	-	-	0.0%
100-10-45900-10	OTHER INCOME	5,000.00	120.00	(770.00)	5,770.00	115.4%
100-10-46700-10	CM GRANT REIMBURSEMENT INCOME	-	-	-	-	0.0%
	<b>Total Charges for Services</b>	188,500.00	2,363.92	3,313.74	10,186.26	5.4%
<b>Other Financing Sources (Uses)</b>						
100-80-48020-04	TRANSFER IN	-	-	-	-	0.0%
100-80-48020-10	TRANSFER IN	-	-	-	-	0.0%
100-80-48100-04	TRANSFER OUT (200 Fund)	(500,000.00)	-	-	(500,000.00)	100.0%
100-80-48100-05	TRANSFER OUT	-	-	-	-	0.0%
100-90-49500-10	DISTRICT EQUIPMENT SALES	-	35,222.00	47,132.00	(47,132.00)	0.0%
	<b>Total Financing Sources (Uses)</b>	(500,000.00)	35,222.00	47,132.00	(547,132.00)	109.4%
	<b>Revenue Total:</b>	\$ 17,743,373.00	\$ 88,853.42	\$ 206,883.87	\$ 17,362,529.13	97.9%

## Expense

<b>DIVISION 10: ADMINISTRATIVE SERVICES</b>						
<b>Wages</b>						
100-10-50000-10	FIRE CHIEF	168,445.00	13,220.38	26,440.76	142,004.24	84.3%
100-10-50010-10	ADMIN SERVICES STAFF	597,991.00	43,551.79	87,186.88	510,804.12	85.4%
100-10-52510-10	WAGE ALLOWANCE (CELL PHONES)	4,536.00	321.47	642.94	3,893.06	85.8%
100-10-52700-10	ADMIN SERVICES STAFF OVERTIME	8,367.00	165.56	1,103.84	7,263.16	86.8%
	<b>Subtotal</b>	779,339.00	57,259.20	115,374.42	663,964.58	85.2%
<b>Employer Provided Benefits</b>						
100-10-53710-10	PENSION (PSPRS)	1,195,848.00	84,239.80	167,830.66	1,028,017.34	86.0%
100-10-53740-10	PENSION (COP PRINCIPAL)	270,000.00	-	-	270,000.00	0.0%
100-10-53750-10	PENSION (COP INTEREST)	779,073.00	-	-	779,073.00	100.0%
100-10-53760-10	PENSION (ASRS)	133,691.00	9,949.16	20,055.26	113,635.74	85.0%
100-10-53770-10	BENEFIT CONTRIBUTIONS	1,589,905.00	117,160.96	234,321.92	1,355,583.08	85.3%
100-10-53799-10	SAFER GRANT BENEFIT REIMBURSEMENT	-	-	-	-	0.0%
100-10-53810-10	SOCIAL SECURITY	66,648.00	5,047.78	10,175.48	56,472.52	84.7%
100-10-53830-10	MEDICARE	151,340.00	11,218.92	22,350.49	128,989.51	85.2%
100-10-53860-10	INDUSTRIAL INSURANCE	226,596.00	13,634.90	40,968.40	185,627.60	81.9%
100-10-53890-10	UNEMPLOYMENT	-	-	-	-	0.0%
100-10-53910-10	MEDICAL INSURANCE	173,175.00	(62,993.49)	29,195.38	143,979.62	83.1%
100-10-53920-10	DENTAL INSURANCE	3,431.00	798.45	7,286.65	(3,855.65)	-112.4%
100-10-53930-10	VISION INSURANCE	634.00	98.80	1,064.89	(430.89)	-68.0%
100-10-53940-10	EMPLOYEE ASSISTANCE PROGRAM	10,460.00	860.16	2,549.76	7,910.24	75.6%
100-10-53945-10	EMPLOYEE PTSD COUNSELING SERVICES	2,500.00	-	-	2,500.00	100.0%
100-10-53950-10	LIFE INSURANCE	10,896.00	1,730.40	1,730.40	9,165.60	84.1%
100-10-53960-10	CANCER INSURANCE FUND (PSPRS)	4,950.00	4,800.00	4,800.00	150.00	3.0%
100-10-53965-10	COBRA (REIMBURSABLE)	-	(12,114.87)	5,208.90	(5,208.90)	0.0%
100-10-53990-10	EARNED LEAVE BUYOUT (ELBO) PROGRAM	272,369.00	-	-	272,369.00	100.0%



# Superstition Fire & Medical District Income Statement - Detail

For Fiscal: 2022-2023 Period Ending: 8/31/22

		Approved Total Budget	Current Month Actual	YTD Actual Activity	Forecasted Remaining Budget	% Budget Remaining
<b>FUND: 100 - GENERAL OPERATING</b>						
100-10-53992-10	EARNED LEAVE BUYOUT PROGRAM - FICA	8,728.00	-	-	8,728.00	100.0%
100-10-53997-10	EARNED LEAVE SEPARATION (ELSP) PROGRAM	29,496.00	-	-	29,496.00	100.0%
100-10-53998-10	EARNED LEAVE SEPARATION PROGRAM - FICA	428.00	-	-	428.00	100.0%
	<b>Subtotal</b>	4,930,168.00	174,430.97	547,538.19	4,382,629.81	88.9%
<b>Admin Services Compensation &amp; Benefits Total:</b>		<b>5,709,507.00</b>	<b>231,690.17</b>	<b>662,912.61</b>	<b>5,046,594.39</b>	<b>88.4%</b>
<b>Equipment &amp; Machinery</b>						
100-10-54050-08	COMPUTER SOFTWARE	-	-	-	-	0.0%
	<b>Subtotal</b>	-	-	-	-	0.0%
<b>Operating Supplies / Parts &amp; Supplies</b>						
100-10-55060-08	COMPUTER / PRINTER SUPPLIES & MAINTENANCE	22,000.00	2,835.37	2,835.37	19,164.63	87.1%
100-10-55341-12	IGA - PARTS & SUPPLIES - SUPERIOR	12,000.00	3,660.75	3,660.75	8,339.25	69.5%
100-10-55341-12	IGA - STATE LAND REIMBURSABLE EXPENSES	17,000.00	5,211.57	5,239.07	11,760.93	69.2%
100-10-55342-12	STATE LAND / SHIFT COVERAGE	214,100.00	39,007.90	56,766.01	157,333.99	73.5%
100-10-55343-12	IGA SERVICES WAGES (INERGOVERNMENTAL AGENCIES)	8,000.00	-	-	8,000.00	100.0%
100-10-55345-41	BILLABLE SPECIAL EVENTS OT	35,000.00	-	533.11	34,466.89	98.5%
100-10-55550-12	OFFICE FURNITURE & EQUIP, PARTS & SUPPLIES	10,200.00	-	-	10,200.00	100.0%
100-10-55670-50	VOLUNTEER EXPENSES	700.00	-	-	700.00	100.0%
100-10-56340-12	CLEANING SUPPLIES	11,000.00	2,811.39	2,811.39	8,188.61	74.4%
100-10-56600-12	FACILITY MAINTENANCE	32,000.00	562.69	634.69	31,365.31	98.0%
100-10-56860-12	FOOD / BEVERAGES	1,200.00	-	212.90	987.10	82.3%
100-10-57100-12	OFFICE SUPPLIES	5,800.00	1,182.12	1,404.97	4,395.03	75.8%
100-10-57200-12	POSTAGE / DELIVERY SERVICES	1,800.00	244.99	272.92	1,527.08	84.8%
100-10-57440-12	PROFESSIONAL PUBLICATIONS / SUBSCRIPTIONS	1,495.00	-	-	1,495.00	100.0%
100-10-57600-12	PIPES & DRUMS	2,000.00	-	-	2,000.00	100.0%
100-10-57660-12	PEER SUPPORT	1,500.00	-	-	1,500.00	100.0%
100-10-58000-12	UNIFORMS (CIVILIAN)	5,600.00	200.44	200.44	5,399.56	96.4%
100-10-58020-12	UNIFORMS - CLASS A / NEW HIRES	8,648.00	-	-	8,648.00	100.0%
100-10-58080-12	UNIFORMS (GOVERNING BOARD)	250.00	-	-	250.00	100.0%
100-10-58100-12	UNIFORMS (PUBLIC SAFETY)	72,000.00	1,874.78	1,874.78	70,125.22	97.4%
100-10-58150-12	UNIFORMS (VOLUNTEERS)	400.00	-	-	400.00	100.0%
	<b>Subtotal</b>	462,693.00	57,592.00	76,446.40	386,246.60	83.5%
<b>Facility Services</b>						
100-10-59000-12	FACILITIES RENT	33,075.00	-	-	33,075.00	100.0%
100-10-59020-12	ELECTRICITY	104,700.00	16,388.65	16,388.65	88,311.35	84.3%
100-10-59040-12	FACILITY PROJECTS	110,587.00	10,325.49	10,395.44	100,191.56	90.6%
100-10-59060-12	NATURAL GAS	5,400.00	519.60	935.25	4,464.75	82.7%
100-10-59100-08	PHONE	10,000.00	301.36	524.55	9,475.45	94.8%
100-10-59160-12	WATER SOFTENER SUPPLIES	5,520.00	843.78	1,265.67	4,254.33	77.1%
100-10-59180-12	SEWER / SEPTIC	4,190.00	432.13	842.59	3,347.41	79.9%
100-10-59200-12	WATER	19,500.00	2,383.30	4,050.51	15,449.49	79.2%
	<b>Subtotal</b>	292,972.00	31,194.31	34,402.66	258,569.34	88.3%
<b>Operating Services</b>						
100-10-60180-08	COPIER MAINTENANCE & SUPPLIES	5,168.00	644.14	979.51	4,188.49	81.0%
100-10-60200-20	JANITORIAL SERVICES	2,244.00	-	-	2,244.00	100.0%
100-10-60230-12	DOCUMENT DISPOSAL SERVICES	420.00	-	46.67	373.33	88.9%
100-10-60240-12	EXTERMINATING	3,320.00	662.74	662.74	2,657.26	80.0%
100-10-60310-08	INTERNET	54,080.00	8,941.62	13,020.69	41,059.31	75.9%
100-10-60320-12	LANDSCAPING	4,800.00	-	1,136.65	3,663.35	76.3%
100-10-60580-12	REFUSE COLLECTION	3,960.00	1,265.99	1,602.84	2,357.16	59.5%
100-10-60600-12	SECURITY & ALARM SYSTEMS	6,768.00	2,810.00	2,973.32	3,794.68	56.1%
100-10-60620-08	INDIVIDUAL SOFTWARE LICENSING	4,000.00	-	-	4,000.00	100.0%
100-10-60630-08	SYSTEM SERVER HOSTING	3,497.00	264.33	528.66	2,968.34	84.9%
100-10-60740-12	WATER & ICE (DRINKING)	12,700.00	-	1,762.25	10,937.75	86.1%
	<b>Subtotal</b>	100,957.00	14,588.82	22,713.33	78,243.67	77.5%
<b>Professional Services</b>						
100-10-61010-08	ACCREDITATION	-	-	-	-	0.0%
100-10-61020-12	ADMIN MEDICAL DIRECTOR - CONTRACT	27,250.00	-	-	27,250.00	100.0%
100-10-61060-12	NEW HIRE HR ADVERTISING	1,200.00	-	-	1,200.00	100.0%
100-10-61100-12	BACKGROUND INVESTIGATION / CREDIT REPORTING	2,000.00	42.00	160.00	1,840.00	92.0%
100-10-61160-08	COMPUTER INFO SYSTEMS MAINT CONTRACT	22,000.00	-	-	22,000.00	100.0%
100-10-61170-08	CIS WEB HOSTING / DOMAINS / CERTIFICATES	2,750.00	66.00	195.33	2,554.67	92.9%
100-10-61200-12	NEW HIRE HR TESTING	7,500.00	385.00	385.00	7,115.00	94.9%
100-10-61260-12	CPA AUDIT SERVICES	14,500.00	-	-	14,500.00	100.0%
100-10-61520-12	ELECTION EXPENSES	28,000.00	-	-	28,000.00	100.0%
100-10-61700-12	VEHICLE / PROPERTY / LIABILITY INSURANCE	176,065.00	42,216.78	41,019.85	135,045.15	76.7%
100-10-61860-12	GOVERNING BOARD LEGAL SERVICES	23,196.00	985.83	985.83	22,210.17	95.8%
100-10-61870-12	PENSION BOARD LEGAL SERVICES	6,000.00	-	-	6,000.00	100.0%
100-10-61880-12	HR / INVESTIGATION LEGAL SERVICES	5,000.00	-	-	5,000.00	100.0%
100-10-61920-12	MEDICAL EXAM SERVICES	83,570.00	140.00	(6,055.00)	89,625.00	107.2%
100-10-61960-12	TEMP PERSONNEL - OUTSIDE SERVICES	-	-	-	-	0.0%
100-10-62020-12	PRINTING / PUBLISHING SERVICES	3,000.00	278.07	278.07	2,721.93	90.7%
100-10-62060-12	PROFESSIONAL ORGANIZATIONS / MEMBERSHIP	1,070.00	-	-	1,070.00	100.0%
100-10-62105-08	GLOBAL SOFTWARE LICENSING	109,640.00	5,709.33	7,488.90	102,151.10	93.2%
	<b>Subtotal</b>	512,741.00	49,823.01	44,457.98	468,283.02	91.3%



# Superstition Fire & Medical District Income Statement - Detail

For Fiscal: 2022-2023 Period Ending: 8/31/22

		Approved Total Budget	Current Month Actual	YTD Actual Activity	Forecasted Remaining Budget	% Budget Remaining
<b>FUND: 100 - GENERAL OPERATING</b>						
<b>Financial Services</b>						
100-10-63000-10	ADMIN FEES, BONDS & LEASES	1,000.00	875.00	925.00	75.00	7.5% <span style="color: red;">●</span>
100-10-63100-10	FEES (RECORD / FILING / PERMIT)	500.00	-	-	500.00	100.0% <span style="color: green;">●</span>
100-10-63140-10	INTEREST & FINANCE CHARGES	2,500.00	-	152.37	2,347.63	93.9% <span style="color: green;">●</span>
100-10-63150-10	FINANCIAL RESERVE	2,439,706.64	-	-	2,439,706.64	100.0% <span style="color: green;">●</span>
	<b>Subtotal</b>	2,443,706.64	875.00	1,077.37	2,442,629.27	100.0% <span style="color: green;">●</span>
<b>Training Services</b>						
100-10-64020-12	ADMINISTRATIVE TRAINING / CONFERENCES	11,346.00	3,598.00	4,165.98	7,180.02	63.3% <span style="color: red;">●</span>
100-10-64040-12	BOARD OF DIRECTORS TRAINING	1,000.00	-	-	1,000.00	100.0% <span style="color: green;">●</span>
100-10-64060-12	COLLEGE TUITION REIMBURSEMENT	44,770.00	4,260.00	5,238.00	39,532.00	88.3% <span style="color: green;">●</span>
	<b>Subtotal</b>	57,116.00	7,858.00	9,403.98	47,712.02	83.5% <span style="color: yellow;">●</span>
	<b>Administrative Services Operating Expense Total:</b>	3,870,185.64	161,931.14	188,501.72	3,681,683.92	95.1% <span style="color: green;">●</span>
	<b>TOTAL ADMINISTRATIVE SERVICES</b>	9,579,692.64	393,621.31	851,414.33	8,728,278.31	91.1% <span style="color: green;">●</span>
<b>DIVISION 20: TECHNICAL SERVICES</b>						
<b>Wages</b>						
100-20-50020-10	FLEET & FACILITIES STAFF	320,972.00	24,121.47	47,556.19	273,415.81	85.2% <span style="color: green;">●</span>
100-20-52700-20	FLEET & FACILITIES STAFF OVERTIME	7,500.00	173.56	780.34	6,719.66	89.6% <span style="color: green;">●</span>
	<b>Technical Services Wages Total:</b>	328,472.00	24,295.03	48,336.53	280,135.47	85.3% <span style="color: green;">●</span>
<b>Equipment &amp; Machinery</b>						
100-20-54050-20	DIAGNOSTIC SOFTWARE	5,495.00	-	1,168.30	4,326.70	78.7% <span style="color: red;">●</span>
<b>Operating Supplies</b>						
100-20-55400-20	MECHANICAL EQUIPMENT, PARTS & SUPPLIES	5,200.00	198.17	198.17	5,001.83	96.2% <span style="color: green;">●</span>
100-20-55580-20	TIRES	76,500.00	132.50	4,219.95	72,280.05	94.5% <span style="color: green;">●</span>
100-20-55620-20	VEHICLE PARTS	125,700.00	16,785.97	22,808.43	102,891.57	81.9% <span style="color: yellow;">●</span>
	<b>Subtotal</b>	207,400.00	17,116.64	27,226.55	180,173.45	86.9% <span style="color: green;">●</span>
<b>Parts &amp; Supplies</b>						
100-20-56800-20	FLUIDS (ANTIFREEZE, BRAKE, TRANSMISSION)	9,960.00	751.00	1,279.23	8,680.77	87.2% <span style="color: green;">●</span>
100-20-56880-20	FUEL - DIESEL	141,915.00	10,296.69	10,848.31	131,066.69	92.4% <span style="color: green;">●</span>
100-20-56900-20	FUEL - UNLEADED	37,800.00	3,454.91	3,217.47	34,582.53	91.5% <span style="color: green;">●</span>
100-20-57060-20	MISCELLANEOUS SHOP SUPPLIES	7,500.00	719.25	852.58	6,647.42	88.6% <span style="color: green;">●</span>
100-20-57140-20	ENGINE OIL	9,100.00	-	(2.70)	9,102.70	100.0% <span style="color: green;">●</span>
100-20-58120-20	UNIFORMS & TOWELS (TECHNICAL SERVICES)	1,824.00	92.21	92.21	1,731.79	94.9% <span style="color: green;">●</span>
	<b>Subtotal</b>	208,099.00	15,314.06	16,287.10	191,811.90	92.2% <span style="color: green;">●</span>
<b>Professional Services</b>						
100-20-61460-20	HAZARDOUS WASTE DISPOSAL	480.00	-	-	480.00	100.0% <span style="color: green;">●</span>
100-20-61820-20	LADDER TESTING & CERT - AERIAL & GROUND	4,200.00	-	-	4,200.00	100.0% <span style="color: green;">●</span>
100-20-62140-20	REPAIR & MAINTENANCE - FLEET	40,800.00	1,199.89	1,249.89	39,550.11	96.9% <span style="color: green;">●</span>
	<b>Subtotal</b>	45,480.00	1,199.89	1,249.89	44,230.11	97.3% <span style="color: green;">●</span>
<b>Training Services</b>						
100-20-64470-20	FLEET SERVICES TRAINING	4,000.00	635.96	1,005.96	2,994.04	74.9% <span style="color: red;">●</span>
	<b>Technical Services Operating Expense Total:</b>	470,474.00	34,266.55	46,937.80	423,536.20	90.0% <span style="color: green;">●</span>
	<b>TOTAL TECHNICAL SERVICES</b>	798,946.00	58,561.58	95,274.33	703,671.67	88.1% <span style="color: green;">●</span>



# Superstition Fire & Medical District Income Statement - Detail

For Fiscal: 2022-2023 Period Ending: 8/31/22

	Approved Total Budget	Current Month Actual	YTD Actual Activity	Forecasted Remaining Budget	% Budget Remaining
<b>FUND: 100 - GENERAL OPERATING</b>					
<b>DIVISION 30: COMMUNICATIONS SERVICES</b>					
<b>Parts &amp; Supplies</b>					
100-30-56040-15 BATTERIES - ELECTRONICS (PORTABLE BATTERIES)	4,740.00	-	-	4,740.00	100.0% <span style="color: green;">●</span>
100-30-57590-15 RADIO EQUIPMENT SUPPLIES	600.00	-	-	600.00	100.0% <span style="color: green;">●</span>
<b>Subtotal</b>	5,340.00	-	-	5,340.00	100.0% <span style="color: green;">●</span>
<b>Operating Services</b>					
100-30-60020-15 TOPAZ MAINTENANCE	8,520.00	-	-	8,520.00	100.0% <span style="color: green;">●</span>
100-30-60020-15 G2 MAINTENANCE	4,440.00	-	-	4,440.00	100.0% <span style="color: green;">●</span>
100-30-60340-08 MCT MAINTENANCE	38,668.00	-	-	38,668.00	100.0% <span style="color: green;">●</span>
100-30-60350-08 MOBILE DATA OPERATIONS	33,600.00	2,530.76	5,533.53	28,066.47	83.5% <span style="color: orange;">●</span>
100-30-60560-15 RADIO INFORMATION SYSTEMS MAINTENANCE	18,040.00	-	-	18,040.00	100.0% <span style="color: green;">●</span>
<b>Subtotal</b>	103,268.00	2,530.76	5,533.53	97,734.47	94.6% <span style="color: green;">●</span>
<b>Professional Services</b>					
100-30-61440-15 DISPATCH SERVICES - MFMD	217,795.00	6,229.36	15,873.20	201,921.80	92.7% <span style="color: green;">●</span>
<b>TOTAL COMMUNICATIONS SERVICES</b>	326,403.00	8,760.12	21,406.73	304,996.27	93.4% <span style="color: green;">●</span>
<b>DIVISION 40: EMERGENCY SERVICES</b>					
<b>Wages</b>					
100-40-50040-10 ASSISTANT CHIEFS	309,122.00	23,778.64	47,557.28	261,564.72	84.6% <span style="color: green;">●</span>
100-40-50050-10 DEPUTY CHIEF	142,698.00	10,976.78	21,953.56	120,744.44	84.6% <span style="color: green;">●</span>
100-40-50140-10 ADMINISTRATIVE ASSISTANT II	31,073.00	2,366.01	4,732.03	26,340.97	84.8% <span style="color: green;">●</span>
100-40-51010-10 BATTALION CHIEFS	495,008.00	37,367.38	75,225.49	419,782.51	84.8% <span style="color: green;">●</span>
100-40-51030-10 CAPTAINS	2,188,783.00	163,998.90	332,024.91	1,856,758.09	84.8% <span style="color: green;">●</span>
100-40-51040-10 ENGINEERS	1,559,613.00	111,255.10	222,760.25	1,336,852.75	85.7% <span style="color: green;">●</span>
100-40-51050-10 FIREFIGHTERS	3,373,221.00	237,872.23	473,519.34	2,899,701.66	86.0% <span style="color: green;">●</span>
100-40-52015-10 LIGHT DUTY ASSIGNMENT	-	-	-	-	0.0% <span style="color: green;">●</span>
100-40-52530-12 BATTALION CHIEF COVERAGE	32,550.00	1,051.57	1,051.57	31,498.43	96.8% <span style="color: green;">●</span>
100-40-52539-10 SAFER GRANT WAGES REIMBURSEMENT	-	-	-	-	0.0% <span style="color: green;">●</span>
<b>Subtotal</b>	8,132,068.00	588,666.61	1,178,824.43	6,953,243.57	85.5% <span style="color: green;">●</span>
<b>OT Wages</b>					
100-40-52540-10 FLSA HALFTIME	89,307.00	10,196.83	15,409.35	73,897.65	82.7% <span style="color: orange;">●</span>
100-40-52560-10 HOLIDAY PAY	305,912.00	-	26,330.19	279,581.81	91.4% <span style="color: green;">●</span>
100-40-52700-12 OPS ADMIN STAFF OVERTIME	-	-	-	-	0.0% <span style="color: green;">●</span>
100-40-52740-12 SHIFT OVERTIME	300,000.00	2,631.61	8,560.91	291,439.09	97.1% <span style="color: green;">●</span>
100-40-52750-12 SPECIAL OVERTIME	-	-	-	-	0.0% <span style="color: green;">●</span>
100-40-52810-12 NON-BILLABLE SPECIAL EVENTS OT	14,800.00	-	161.40	14,638.60	98.9% <span style="color: green;">●</span>
100-40-52850-47 SCBA OVERTIME	6,250.00	-	-	6,250.00	100.0% <span style="color: green;">●</span>
100-40-52910-50 PUBLIC EVENTS / PUB ED OT	840.00	-	-	840.00	100.0% <span style="color: green;">●</span>
100-40-52990-10 HR TRAINING / HR INVESTIGATION OT	-	-	-	-	0.0% <span style="color: green;">●</span>
<b>Subtotal</b>	717,109.00	12,828.44	50,461.85	666,647.15	93.0% <span style="color: green;">●</span>
<b>Training OT Wages</b>					
100-40-53100-41 EMS EMPLOYEE DEVELOPMENT OT	23,000.00	2,732.03	5,851.12	17,148.88	74.6% <span style="color: red;">●</span>
100-40-53140-41 EMS CONTINUING EDUCATION TRAINING OT	2,500.00	-	35.01	2,464.99	98.6% <span style="color: green;">●</span>
100-40-53240-12 PROMOTIONAL TESTING OT	65,000.00	14,704.62	22,225.18	42,774.82	65.8% <span style="color: red;">●</span>
100-40-53260-41 FIRE OPERATIONAL TRAINING OT	10,000.00	2,357.05	2,357.05	7,642.95	76.4% <span style="color: red;">●</span>
100-40-53360-41 QUARTERLY CAPTAINS TRAINING OT	10,000.00	-	-	10,000.00	100.0% <span style="color: green;">●</span>
100-40-53380-41 RECRUIT ACADEMY OT	25,000.00	1,120.30	1,120.30	23,879.70	95.5% <span style="color: green;">●</span>
100-40-53500-41 SPECIAL OPERATIONS OT	5,000.00	-	-	5,000.00	100.0% <span style="color: green;">●</span>
<b>Subtotal</b>	140,500.00	20,914.00	31,588.66	108,911.34	77.5% <span style="color: red;">●</span>
<b>Other OT Wages</b>					
100-40-53580-15 FIRE INVESTIGATION OT	-	-	-	-	0.0% <span style="color: green;">●</span>
<b>Emergency Services Wages Total:</b>	8,989,677.00	622,409.05	1,260,874.94	7,728,802.06	86.0% <span style="color: green;">●</span>
<b>Equipment &amp; Machinery</b>					
100-40-54080-41 EMS EQUIPMENT & REPLACEMENT / REPAIR	2,000.00	-	-	2,000.00	100.0% <span style="color: green;">●</span>
100-40-54120-40 FIRE OPS EQUIPMENT & MACHINERY (ASSET)	2,760.00	-	-	2,760.00	100.0% <span style="color: green;">●</span>
100-40-54140-40 FIRE OPS HOSE (ASSET)	24,000.00	-	-	24,000.00	100.0% <span style="color: green;">●</span>
100-40-54165-41 FIRE OPS TRAINING EQUIPMENT (ASSET)	-	-	-	-	0.0% <span style="color: green;">●</span>
100-40-54300-42 PHYSICAL FITNESS EQUIPMENT (ASSET)	1,333.00	-	-	1,333.00	100.0% <span style="color: green;">●</span>
100-40-54420-47 SCBA AIR MASKS (ASSET)	4,000.00	-	-	4,000.00	100.0% <span style="color: green;">●</span>
100-40-54460-41 SPECIAL OPERATIONS EQUIPMENT (ASSET)	6,000.00	-	-	6,000.00	100.0% <span style="color: green;">●</span>
<b>Subtotal</b>	40,093.00	-	-	40,093.00	100.0% <span style="color: green;">●</span>





# Superstition Fire & Medical District Income Statement - Detail

For Fiscal: 2022-2023 Period Ending: 8/31/22

		Approved Total Budget	Current Month Actual	YTD Actual Activity	Forecasted Remaining Budget	% Budget Remaining
<b>FUND: 100 - GENERAL OPERATING</b>						
<b>Operating Supplies</b>						
100-40-55100-41	EMS TRAINING EQUIPMENT PARTS AND SUPPLIES	10,000.00	-	-	10,000.00	100.0%
100-40-55200-20	FIRE OPS EQUIPMENT, PARTS, SUPPLIES & MAINT	20,400.00	245.46	1,254.47	19,145.53	93.9%
100-40-55220-41	FIRE OPS TRAINING TOOLS & SUPPLIES	13,500.00	-	-	13,500.00	100.0%
100-40-55440-42	PHYSICAL FITNESS TRAINING TOOLS, SUPP & MAINT	2,000.00	-	-	2,000.00	100.0%
100-40-55480-42	SAFETY EQUIPMENT, PARTS & SUPPLIES	2,400.00	313.78	1,451.09	948.91	39.5%
100-40-55520-47	SCBA TOOLS, EQUIPMENT & SUPPLIES	13,000.00	2,036.53	2,036.53	10,963.47	84.3%
100-40-55560-41	SPECIAL OPS (TRT/HAZ-MAT) OPERATING EXPENSES	4,500.00	35.00	35.00	4,465.00	99.2%
100-40-55580-41	SPECIAL OPS (WILDLAND) OPERATING EXPENSES	9,400.00	-	-	9,400.00	100.0%
	<b>Subtotal</b>	75,200.00	2,630.77	4,777.09	70,422.91	93.6%
<b>Parts &amp; Supplies</b>						
100-40-56220-41	COMMUNITY OUTREACH SUPPLIES	-	-	-	-	0.0%
100-40-56760-40	FIRE REHAB - PERISHABLES	-	-	-	-	0.0%
100-40-56820-40	FOAMS	35,200.00	9,330.05	9,330.05	25,869.95	73.5%
100-40-57245-42	PPE (PERSONAL PROTECTIVE EQUIPMENT)	152,000.00	3,807.31	3,807.31	148,192.69	97.5%
	<b>Subtotal</b>	187,200.00	13,137.36	13,137.36	174,062.64	93.0%
<b>Operating Services</b>						
100-40-60140-20	SCBA COMPRESSOR MAINTENANCE	5,775.00	-	-	5,775.00	100.0%
100-40-60700-12	TOWEL & LINEN SERVICES	18,120.00	820.22	820.22	17,299.78	95.5%
	<b>Subtotal</b>	23,895.00	820.22	820.22	23,074.78	96.6%
<b>Professional Services</b>						
100-40-61080-20	AIR QUALITY TESTING	900.00	-	-	900.00	100.0%
100-40-61120-12	BAY DOOR MAINTENANCE	24,000.00	11.02	440.41	23,559.59	98.2%
100-40-61530-41	EMS CARDIAC MONITOR MAINTENANCE & SUPPLIES	23,000.00	-	-	23,000.00	100.0%
100-40-61660-41	EMS CONFERENCES & SPECIAL EDUCATION	3,000.00	-	-	3,000.00	100.0%
100-40-61800-41	PROFESSIONAL OUTSIDE SERVICES / TECH/SOFTWARE	10,667.00	-	-	10,667.00	100.0%
100-40-61980-42	PPE CLOTHING MAINTENANCE & DECONTAMINATION	72,000.00	4,438.00	4,610.00	67,390.00	93.6%
100-40-62200-47	SCBA TESTING & CALIBRATION	9,000.00	-	-	9,000.00	100.0%
	<b>Subtotal</b>	142,567.00	4,449.02	5,050.41	137,516.59	96.5%
<b>Training Services</b>						
100-40-64000-41	EMS PROFESSIONAL GROUP MEMBERSHIP FEES	1,500.00	-	-	1,500.00	100.0%
100-40-64010-41	EMS CONTINUING EDUCATION FEES & SUPPLIES	10,000.00	-	-	10,000.00	100.0%
100-40-64020-41	FIRE OPS OUTSIDE TRAINING	20,000.00	3,240.29	3,240.29	16,759.71	83.8%
100-40-64400-42	HEALTH, SAFETY, & WELLNESS TRAINING & SUPPLIES	-	-	-	-	0.0%
100-40-64420-41	INTERN ACADEMY & SUPPLIES	2,000.00	650.44	650.44	1,349.56	67.5%
100-40-64425-41	RECRUIT ACADEMY & SUPPLIES	30,000.00	-	-	30,000.00	100.0%
100-40-64500-41	TRT TRAINING	9,000.00	-	-	9,000.00	100.0%
100-40-64550-41	EMPLOYEE DEVELOPMENT TRAINING & SUPPLIES	-	-	-	-	0.0%
100-40-64600-47	SCBA TRAINING CERTIFICATION	7,250.00	-	(855.00)	8,105.00	111.8%
	<b>Subtotal</b>	79,750.00	3,890.73	3,035.73	76,714.27	96.2%
	<b>Emergency Services Operating Expense Total:</b>	548,705.00	24,928.10	26,820.81	521,884.19	95.1%
	<b>TOTAL EMERGENCY SERVICES</b>	9,538,382.00	647,337.15	1,287,695.75	8,250,686.25	86.5%
<b>DIVISION 50: COMMUNITY SERVICES / FIRE PREVENTION</b>						
<b>Wages</b>						
100-50-50260-10	COMMUNITY RISK REDUCTION SPECIALIST	89,156.00	6,858.16	13,716.32	75,439.68	84.6%
	<b>Subtotal</b>	89,156.00	6,858.16	13,716.32	75,439.68	84.6%
<b>OT Wages</b>						
100-50-52700-15	FIRE INVESTIGATION COVERAGE	2,000.00	-	-	2,000.00	100.0%
	<b>Subtotal</b>	2,000.00	-	-	2,000.00	100.0%
	<b>Community Services / Fire Prevention Wages Total:</b>	91,156.00	6,858.16	13,716.32	77,439.68	85.0%
<b>Operating Supplies</b>						
100-50-55160-50	FIRE CODE BOOKS & MANUALS	400.00	-	-	400.00	100.0%
100-50-55180-15	FIRE INVESTIGATION TOOLS & EQUIPMENT	2,427.00	-	-	2,427.00	100.0%
100-50-55260-50	FIRE PREVENTION TOOLS & EQUIPMENT	200.00	-	-	200.00	100.0%
	<b>Subtotal</b>	3,027.00	-	-	3,027.00	100.0%
<b>Parts &amp; Supplies</b>						
100-50-56740-50	FIRE PREVENTION SUPPLIES	400.00	-	-	400.00	100.0%
100-50-57640-50	SAFETY & EDUCATION PROMO MATERIALS	2,598.00	-	-	2,598.00	100.0%
	<b>Subtotal</b>	2,998.00	-	-	2,998.00	100.0%
<b>Operating Services</b>						
100-50-60150-50	EMERGENCY EVENT SUPPLIES	2,000.00	1,252.16	1,252.16	747.84	37.4%
100-50-60200-50	SELF INSPECTION SUPPLIES	-	-	-	-	0.0%
	<b>Subtotal</b>	2,000.00	1,252.16	1,252.16	747.84	37.4%



## Superstition Fire & Medical District Income Statement - Detail

For Fiscal: 2022-2023 Period Ending: 8/31/22

		Approved Total Budget	Current Month Actual	YTD Actual Activity	Forecasted Remaining Budget	% Budget Remaining
<b>FUND: 100 - GENERAL OPERATING</b>						
<b>Professional Services</b>						
100-50-61200-50	CONTRACTED FIRE INSPECTOR SERVICES	1,000.00	-	-	1,000.00	100.0%
100-50-61250-50	CONTRACTED FIRE INVESTIGATOR SERVICES	-	-	-	-	0.0%
100-50-61340-50	FIRE PREVENTION WEEK SUPPLIES	350.00	-	-	350.00	100.0%
100-50-61370-50	COMMUNITY RELATIONS PRINTED MATERIALS	1,000.00	-	-	1,000.00	100.0%
100-50-61380-50	WATER SAFETY EVENTS	300.00	-	-	300.00	100.0%
100-50-62010-08	PRE-PLAN DEVELOPMENT	4,200.00	-	-	4,200.00	100.0%
100-50-62080-50	PROF OUTSIDE SVCS (GIS)	-	-	-	-	0.0%
	<b>Subtotal</b>	6,850.00	-	-	6,850.00	100.0%
<b>Training Services</b>						
100-50-64240-15	FIRE ARSON / INVESTIGATOR TRAINING	3,400.00	-	-	3,400.00	100.0%
100-50-64260-50	COMMUNITY RISK REDUCTION SPECIALIST TRAINING	1,500.00	-	-	1,500.00	100.0%
	<b>Subtotal</b>	4,900.00	-	-	4,900.00	100.0%
	<b>Community Services / Fire Prevention Operating Expense Total:</b>	19,775.00	1,252.16	1,252.16	18,522.84	93.7%
	<b>TOTAL COMMUNITY SERVICES / FIRE PREVENTION</b>	110,931.00	8,110.32	14,968.48	95,962.52	86.5%
	<b>GRAND TOTAL GENERAL FUND</b>	\$ 20,354,354.64	\$ 1,116,390.48	\$ 2,270,759.62	\$ 18,083,595.02	88.8%
	Net Financial Sources (Uses):	\$ (2,610,981.64)	\$ (1,027,537.06)	\$ (2,063,875.75)	\$ (721,065.89)	
	Beginning Unrestricted Fund Balance July 1, 2022	\$2,610,981.64				



# Superstition Fire & Medical District Income Statement - Detail

For Fiscal: 2022-2023 Period Ending: 8/31/22

		Approved Total Budget	Current Month Actual	YTD Actual Activity	Forecasted Remaining Budget	% Budget Remaining
<b>FUND: 150 - TRANSPORT SERVICES</b>						
<b>Revenue</b>						
150-10-42100-10	ALS TRANSPORT REVENUE	4,160,826.00	312,130.94	606,623.19	3,554,202.81	85.4%
150-10-42122-10	COVID PROVIDER RELIEF	-	-	-	-	0.0%
150-10-42125-10	TRANSPORT CUSTOMER REFUNDS	(54,000.00)	(3,259.66)	(8,234.43)	(45,765.57)	84.8%
150-10-42180-10	COLLECTIONS REVENUE	27,500.00	2,249.40	8,588.25	18,911.75	68.8%
150-10-45700-10	INVESTMENT EARNINGS	1,600.00	386.73	645.52	954.48	59.7%
150-10-45900-10	OTHER INCOME	-	-	-	-	0.0%
150-80-48020-02	TRANSFER IN (200 FUND)	-	-	-	-	0.0%
150-80-48100-10	TRANSFER OUT (200 FUND)	(40,000.00)	-	-	(40,000.00)	100.0%
<b>Revenue Total:</b>		<b>\$ 4,095,926.00</b>	<b>\$ 311,507.41</b>	<b>\$ 607,622.53</b>	<b>3,488,303.47</b>	<b>85.2%</b>

<b>DIVISION 10: ADMINISTRATIVE SERVICES</b>						
<b>Expense</b>						
<b>Wages</b>						
150-10-50000-10	FIRE CHIEF	4,355.00	335.00	670.00	3,685.00	84.6%
150-10-50010-10	ADMIN SERVICES STAFF	8,168.00	628.30	1,256.60	6,911.40	84.6%
150-10-52510-10	WAGE ALLOWANCE (CELL PHONES)	830.00	75.93	151.86	678.14	81.7%
<b>Subtotal</b>		<b>13,353.00</b>	<b>1,039.23</b>	<b>2,078.46</b>	<b>11,274.54</b>	<b>84.4%</b>
<b>Employer Provided Benefits</b>						
150-10-52700-10	ADMIN SERVICES STAFF OVERTIME	1,633.00	125.62	251.24	1,381.76	84.6%
150-10-53710-10	PENSION (PSPRS)	8,786.00	675.84	1,351.68	7,434.32	84.6%
150-10-53760-10	PENSION (ASRS)	220,494.00	14,572.58	30,165.25	190,328.75	86.3%
150-10-53770-10	BENEFIT CONTRIBUTIONS	378,381.00	27,976.24	55,952.48	322,428.52	85.2%
150-10-53810-10	SOCIAL SECURITY	107,609.00	7,975.61	16,429.57	91,179.43	84.7%
150-10-53830-10	MEDICARE	26,197.00	1,944.49	4,000.86	22,196.14	84.7%
150-10-53860-10	INDUSTRIAL INSURANCE	23,218.00	2,481.10	7,379.60	15,838.40	68.2%
150-10-53910-10	MEDICAL INSURANCE	32,162.00	(11,630.48)	2,280.74	29,881.26	92.9%
150-10-53920-10	DENTAL INSURANCE	461.00	107.92	1,240.62	(779.62)	-169.1%
150-10-53930-10	VISION INSURANCE	93.00	18.63	195.79	(102.79)	-110.5%
150-10-53940-10	EMPLOYEE ASSISTANCE PROGRAM	2,352.00	192.00	560.64	1,791.36	76.2%
150-10-53950-10	LIFE INSURANCE	2,448.00	448.00	448.00	2,000.00	81.7%
150-10-53965-10	COBRA (REIMBURSABLE)	-	-	-	-	0.0%
150-10-53990-10	EARNED LEAVE BUYOUT (ELBO) PROGRAM	3,184.00	-	-	3,184.00	100.0%
150-10-53992-10	EARNED LEAVE BUYOUT (ELBO) PROGRAM - FICA	244.00	-	-	244.00	100.0%
150-10-53997-10	EARNED LEAVE SEPARATION (ELSP) PROGRAM	-	-	-	-	0.0%
150-10-53998-10	EARNED LEAVE SEPARATION PROGRAM - FICA	-	-	-	-	0.0%
<b>Subtotal</b>		<b>807,262.00</b>	<b>44,887.55</b>	<b>120,256.47</b>	<b>687,005.53</b>	<b>85.1%</b>
<b>Admin Services Compensation &amp; Benefits Total:</b>		<b>820,615.00</b>	<b>45,926.78</b>	<b>122,334.93</b>	<b>698,280.07</b>	<b>85.1%</b>
<b>Operating Supplies</b>						
150-10-55060-08	COMPUTER / PRINTER SUPPLIES & MAINTENANCE	7,700.00	1,700.27	1,700.27	5,999.73	77.9%
<b>Parts &amp; Supplies</b>						
150-10-55550-12	OFFICE FURNITURE & EQUIPMENT, PARTS & SUPPLIES	3,800.00	-	-	3,800.00	100.0%
150-10-55670-50	VOLUNTEER EXPENSES	-	-	-	-	0.0%
150-10-56340-12	CLEANING SUPPLIES	5,700.00	1,026.22	1,026.22	4,673.78	82.0%
150-10-56600-12	FACILITY MAINTENANCE	8,015.00	355.95	391.95	7,623.05	95.1%
150-10-56860-12	FOOD / BEVERAGES	200.00	-	-	200.00	100.0%
150-10-57100-12	OFFICE SUPPLIES	1,600.00	129.65	239.41	1,360.59	85.0%
150-10-57200-12	POSTAGE / DELIVERY SERVICES	1,400.00	62.55	62.55	1,337.45	95.5%
150-10-57440-12	PROFESSIONAL PUBS / SUBSCRIPTIONS	-	-	-	-	0.0%
150-10-57600-12	PIPES & DRUMS	1,000.00	-	-	1,000.00	100.0%
150-10-57620-12	AWARDS / RECOGNITION / FLOWER SUPPLIES	11,000.00	150.92	436.92	10,563.08	96.0%
150-10-57660-12	PEER SUPPORT	500.00	-	-	500.00	100.0%
150-10-57680-12	TS ID BADGES	200.00	-	-	200.00	100.0%
150-10-58000-12	UNIFORMS (CIVILIAN)	17,800.00	994.46	994.46	16,805.54	94.4%
<b>Subtotal</b>		<b>51,215.00</b>	<b>2,719.75</b>	<b>3,151.51</b>	<b>48,063.49</b>	<b>93.8%</b>
<b>Facility Services</b>						
150-10-59000-12	FACILITY RENT	6,615.00	-	-	6,615.00	100.0%
150-10-59020-12	ELECTRICITY	41,850.00	5,849.75	5,849.75	36,000.25	86.0%
150-10-59040-12	FACILITY PROJECTS	20,274.00	3,881.47	3,881.47	16,392.53	80.9%
150-10-59060-12	NATURAL GAS	1,920.00	218.39	407.19	1,512.81	78.8%
150-10-59100-08	PHONE	5,000.00	150.69	396.91	4,603.09	92.1%
150-10-59160-12	WATER SOFTENER SUPPLIES	2,064.00	259.70	389.55	1,674.45	81.1%
150-10-59180-12	SEWER / SEPTIC	1,835.00	179.73	360.31	1,474.69	80.4%
150-10-59200-12	WATER	8,040.00	486.98	845.43	7,194.57	89.5%
<b>Subtotal</b>		<b>87,598.00</b>	<b>11,026.71</b>	<b>12,130.61</b>	<b>75,467.39</b>	<b>86.2%</b>



# Superstition Fire & Medical District Income Statement - Detail

For Fiscal: 2022-2023 Period Ending: 8/31/22

		Approved Total Budget	Current Month Actual	YTD Actual Activity	Forecasted Remaining Budget	% Budget Remaining
<b>Operating Services</b>						
150-10-60180-08	COPIER MAINTENANCE & SUPPLIES	2,584.00	322.10	489.80	2,094.20	81.0%
150-10-60230-12	DOCUMENT DISPOSAL SERVICES	200.00	-	23.33	176.67	88.3%
150-10-60180-08	JANITORIAL SERVICES	1,128.00	-	-	1,128.00	100.0%
150-10-60240-12	EXTERMINATING	1,071.00	237.26	237.26	833.74	77.8%
150-10-60310-08	INTERNET	27,040.00	4,070.86	6,110.31	20,929.69	77.4%
150-10-60580-12	LANDSCAPING	2,000.00	-	413.35	1,586.65	79.3%
150-10-60580-12	REFUSE COLLECTION	1,464.00	481.95	603.44	860.56	58.8%
150-10-60600-12	SECURITY & ALARM SYSTEMS	1,664.00	775.00	821.68	842.32	50.6%
150-10-60620-08	INDIVIDUAL SOFTWARE LICENSING	2,000.00	-	-	2,000.00	100.0%
150-10-60630-08	SYSTEM SERVER HOSTING	1,749.00	132.17	264.34	1,484.66	84.9%
150-10-60740-12	WATER & ICE (DRINKING)	5,200.00	-	932.54	4,267.46	82.1%
	<b>Subtotal</b>	<b>46,100.00</b>	<b>6,019.34</b>	<b>9,896.05</b>	<b>36,203.95</b>	<b>78.5%</b>
<b>Professional Services</b>						
150-10-61020-12	ADMIN MEDICAL DIR - CONTRACT	12,500.00	-	-	12,500.00	100.0%
150-10-61060-12	NEW HIRE HR ADVERTISING	200.00	-	-	200.00	100.0%
150-10-61100-12	BACKGROUND / CREDIT REPORTG	1,000.00	-	59.00	941.00	94.1%
150-10-61160-08	COMPUTER INFO SYSTEMS MAINT CONTRACT	2,500.00	-	-	2,500.00	100.0%
150-10-61170-08	CIS WEB HOSTING / DOMAIN CERTIFICATES	1,380.00	33.00	97.66	1,282.34	92.9%
150-10-61200-12	NEW HIRE HR TESTING	-	-	-	-	0.0%
150-10-61260-12	CPA AUDIT SERVICES	4,500.00	-	-	4,500.00	100.0%
150-10-61520-12	ELECTION EXPENSES	14,000.00	-	-	14,000.00	100.0%
150-10-61700-12	VEHICLE / PROPERTY / LIABILITY INS	37,347.00	8,774.98	8,774.98	28,572.02	76.5%
150-10-61860-12	GOVERNING BOARD LEGAL SERVICES	7,908.00	406.67	406.67	7,501.33	94.9%
150-10-61880-12	HR / INVESTIGATION LEGAL SERVICES	-	-	-	-	0.0%
150-10-61920-12	MEDICAL EXAM SERVICES	9,750.00	50.00	50.00	9,700.00	99.5%
150-10-62020-12	PRINTING / PUBLISHING SERVICES	1,000.00	127.18	127.18	872.82	87.3%
150-10-62060-12	PROFESSIONAL ORGS / MEMBERSHIP	2,000.00	-	-	2,000.00	100.0%
150-10-62105-08	GLOBAL SOFTWARE LICENSING	54,400.00	2,853.58	3,743.36	50,656.64	93.1%
	<b>Subtotal</b>	<b>148,485.00</b>	<b>12,245.41</b>	<b>13,258.85</b>	<b>135,226.15</b>	<b>91.1%</b>
<b>Financial Services</b>						
150-10-63000-10	ADMIN FEES, BONDS & LEASES	250.00	-	1.50	248.50	99.4%
150-10-63140-10	INTEREST & FINANCE CHARGES	10,000.00	-	565.15	9,434.85	94.3%
150-10-63150-10	FINANCIAL RESERVE	214,651.83	-	-	214,651.83	100.0%
150-10-63200-10	BILLING & COLLECTIONS FEES	206,658.00	14,177.15	17,096.55	189,561.45	91.7%
	<b>Subtotal</b>	<b>431,559.83</b>	<b>14,177.15</b>	<b>17,663.20</b>	<b>413,896.63</b>	<b>95.9%</b>
<b>Training Services</b>						
150-10-64020-12	ADMIN TRAINING / CONFERENCES	5,854.00	1,554.06	1,838.06	4,015.94	68.6%
150-10-64040-12	BOARD OF DIRECTORS TRAINING	100.00	-	-	100.00	100.0%
150-10-64060-12	COLLEGE TUITION REIMBURSEMENT	1,500.00	-	-	1,500.00	100.0%
	<b>Subtotal</b>	<b>7,454.00</b>	<b>1,554.06</b>	<b>1,838.06</b>	<b>5,615.94</b>	<b>75.3%</b>
	<b>Administrative Services Operating Expense Total:</b>	<b>780,111.83</b>	<b>49,442.69</b>	<b>59,638.55</b>	<b>720,473.28</b>	<b>92.4%</b>
	<b>TOTAL ADMINISTRATIVE SERVICES</b>	<b>1,600,726.83</b>	<b>95,369.47</b>	<b>181,973.48</b>	<b>1,418,753.35</b>	<b>88.6%</b>
<b>DIVISION 20: TECHNICAL SERVICES</b>						
<b>Wages</b>						
150-20-50020-10	FLEET & FACILITIES STAFF	30,000.00	3,499.20	7,685.13	22,314.87	74.4%
	<b>Technical Services Wages Total:</b>	<b>30,000.00</b>	<b>3,499.20</b>	<b>7,685.13</b>	<b>22,314.87</b>	<b>74.4%</b>
<b>Equipment &amp; Machinery</b>						
150-20-54050-20	DIAGNOSTIC SOFTWARE	775.00	-	259.62	515.38	66.5%
150-20-54150-20	LOADER/GURNEY MAINTENANCE AGREEMENT	14,679.00	-	-	14,679.00	100.0%
	<b>Subtotal</b>	<b>15,454.00</b>	<b>-</b>	<b>259.62</b>	<b>15,194.38</b>	<b>98.3%</b>
<b>Operating Supplies</b>						
150-20-55400-20	MECH EQUIPMENT, PARTS & SUPPLIES	600.00	-	-	600.00	100.0%
150-20-55580-20	TIRES	13,200.00	-	-	13,200.00	100.0%
150-20-55620-20	VEHICLE PARTS	34,020.00	1,954.17	2,630.22	31,389.78	92.3%
	<b>Subtotal</b>	<b>47,820.00</b>	<b>1,954.17</b>	<b>2,630.22</b>	<b>45,189.78</b>	<b>94.5%</b>
<b>Parts &amp; Supplies</b>						
150-20-56800-20	FLUIDS (ANTIFREEZE, BRAKE, TRANSMISSION)	1,800.00	-	264.12	1,535.88	85.3%
150-20-56880-20	FUEL - DIESEL	76,000.00	6,356.43	7,442.41	68,557.59	90.2%
150-20-56900-20	FUEL - UNLEADED	2,310.00	67.48	186.78	2,123.22	91.9%
150-20-57060-20	MISCELLANEOUS SHOP SUPPLIES	900.00	112.43	166.56	733.44	81.5%
150-20-57140-20	ENGINE OIL	2,900.00	-	-	2,900.00	100.0%
150-20-58120-20	UNIFORMS & TOWELS (TECH SRVS)	912.00	46.11	46.11	865.89	94.9%
	<b>Subtotal</b>	<b>84,822.00</b>	<b>6,582.45</b>	<b>8,105.98</b>	<b>76,716.02</b>	<b>90.4%</b>
<b>Professional Services</b>						
150-20-61460-20	HAZARDOUS WASTE DISPOSAL	244.00	-	-	244.00	100.0%
150-20-62140-20	REPAIR & MAINTENANCE - FLEET	4,644.00	3,098.25	3,348.25	1,295.75	27.9%
	<b>Subtotal</b>	<b>4,888.00</b>	<b>3,098.25</b>	<b>3,348.25</b>	<b>1,539.75</b>	<b>31.5%</b>
<b>Training Services</b>						
150-20-64470-20	FLEET SERVICES TRAINING	500.00	-	-	500.00	100.0%
	<b>Technical Services Operating Expense Total:</b>	<b>153,484.00</b>	<b>11,634.87</b>	<b>14,344.07</b>	<b>139,139.93</b>	<b>90.7%</b>
	<b>TOTAL TECHNICAL SERVICES</b>	<b>183,484.00</b>	<b>15,134.07</b>	<b>22,029.20</b>	<b>161,454.80</b>	<b>88.0%</b>



# Superstition Fire & Medical District Income Statement - Detail

For Fiscal: 2022-2023 Period Ending: 8/31/22

		Approved Total Budget	Current Month Actual	YTD Actual Activity	Forecasted Remaining Budget	% Budget Remaining
<b>DIVISION 30: COMMUNICATIONS SERVICES</b>						
<b>Operating Services</b>						
150-30-56040-15	PORTABLE BATTERIES	2,004.00	-	-	2,004.00	100.0% <span style="color: green;">●</span>
150-30-60020-15	TOPAZ MAINTENANCE	6,720.00	-	-	6,720.00	100.0% <span style="color: green;">●</span>
150-30-60040-15	G2 MAINTENANCE	2,208.00	-	-	2,208.00	100.0% <span style="color: green;">●</span>
150-30-60340-08	MCT MAINTENANCE	19,336.00	-	4,821.92	14,514.08	75.1% <span style="color: red;">●</span>
150-30-60350-08	MOBILE DATA OPERATIONS	14,400.00	1,001.24	2,188.10	12,211.90	84.8% <span style="color: green;">●</span>
150-30-60560-15	RADIO INFO SYSTEMS MAINTENANCE	2,200.00	-	-	2,200.00	100.0% <span style="color: green;">●</span>
	<b>Subtotal</b>	46,868.00	1,001.24	7,010.02	39,857.98	85.0% <span style="color: green;">●</span>
<b>Professional Services</b>						
150-30-61440-15	DISPATCH SERVICES - MFMD	203,312.00	17,144.04	17,144.04	186,167.96	91.6% <span style="color: green;">●</span>
<b>TOTAL COMMUNICATIONS SERVICES</b>		<b>250,180.00</b>	<b>18,145.28</b>	<b>24,154.06</b>	<b>226,025.94</b>	<b>90.3% <span style="color: green;">●</span></b>
<b>DIVISION 40: TRANSPORT SERVICES</b>						
<b>Wages</b>						
150-40-50040-10	ASSISTANT CHIEFS	4,326.00	332.76	665.52	3,660.48	84.6% <span style="color: green;">●</span>
150-40-50140-10	CON OPERATIONS MANAGEMENT	152,089.00	11,641.62	22,968.18	129,120.82	84.9% <span style="color: green;">●</span>
150-40-51010-10	BATTALION CHIEFS	6,456.00	496.62	993.24	5,462.76	84.6% <span style="color: green;">●</span>
150-40-51030-10	CAPTAINS	47,616.00	3,662.76	7,325.52	40,290.48	84.6% <span style="color: green;">●</span>
150-40-51600-10	PARAMEDIC (FULL TIME)	924,783.00	61,045.55	127,540.82	797,242.18	86.2% <span style="color: green;">●</span>
150-40-51650-10	EMT (FULL TIME)	461,682.00	36,709.77	74,372.28	387,309.72	83.9% <span style="color: yellow;">●</span>
150-40-51700-10	PARAMEDIC (PART TIME)	-	240.00	1,200.00	(1,200.00)	0.0% <span style="color: red;">●</span>
150-40-51750-10	EMT (PART TIME)	-	-	-	-	0.0% <span style="color: red;">●</span>
150-40-51800-10	SWORN COVERAGE - WAGES	75,000.00	-	-	75,000.00	100.0% <span style="color: green;">●</span>
	<b>Subtotal</b>	1,671,952.00	114,129.08	235,065.56	1,436,886.44	85.9% <span style="color: green;">●</span>
<b>OT / Other Wages</b>						
150-40-52015-10	LIGHT DUTY ASSIGNMENT	-	-	-	-	0.0% <span style="color: red;">●</span>
150-40-52560-10	HOLIDAY PAY	50,395.00	-	3,918.48	46,476.52	92.2% <span style="color: green;">●</span>
150-40-52740-12	SHIFT OVERTIME	125,000.00	5,906.54	11,503.06	113,496.94	90.8% <span style="color: green;">●</span>
150-40-52750-12	SPECIAL OVERTIME	-	-	-	-	0.0% <span style="color: red;">●</span>
150-40-52800-12	CONTRACTED SPECIAL EVENTS OVERTIME	-	-	-	-	0.0% <span style="color: red;">●</span>
150-40-52850-47	SCBA OVERTIME	-	-	-	-	0.0% <span style="color: red;">●</span>
150-40-52990-10	HR TRAINING / HR INVESTIGATION OT	-	-	-	-	0.0% <span style="color: red;">●</span>
150-40-53140-41	EMS TRAINING OT	2,500.00	-	-	2,500.00	100.0% <span style="color: green;">●</span>
	<b>Subtotal</b>	177,895.00	5,906.54	15,421.54	162,473.46	91.3% <span style="color: green;">●</span>
<b>Transport Services Wages Total:</b>		<b>1,849,847.00</b>	<b>120,035.62</b>	<b>250,487.10</b>	<b>1,599,359.90</b>	<b>86.5% <span style="color: green;">●</span></b>
<b>Equipment &amp; Machinery</b>						
150-40-54000-10	VEHICLE / EQUIPMENT LEASE PAYMENTS	215,148.00	-	-	215,148.00	100.0% <span style="color: green;">●</span>
150-40-54080-41	EMS EQUIP & MACHINERY (ASSET)	3,450.00	-	-	3,450.00	100.0% <span style="color: green;">●</span>
150-40-54300-42	PHYSICAL FITNESS EQUIPMENT (ASSET)	667.00	-	-	667.00	100.0% <span style="color: green;">●</span>
	<b>Subtotal</b>	219,265.00	-	-	219,265.00	100.0% <span style="color: green;">●</span>
<b>Operating Supplies</b>						
150-40-55100-41	EMS PARTS & SUPPLIES	7,000.00	-	-	7,000.00	100.0% <span style="color: green;">●</span>
150-40-55440-42	PHYSICAL FITNESS TRAINING, TOOLS & SUPPLIES	1,000.00	-	-	1,000.00	100.0% <span style="color: green;">●</span>
150-40-55480-42	SAFETY EQUIPMENT, PARTS & SUPPLIES	300.00	-	-	300.00	100.0% <span style="color: green;">●</span>
150-40-56450-41	EMS MEDICAL SUPPLIES	241,505.00	29,262.65	29,262.65	212,242.35	87.9% <span style="color: green;">●</span>
150-40-56460-41	EMS MEDICATION RESTOCK SUPPLIES	33,056.00	1,315.05	2,998.83	30,057.17	90.9% <span style="color: green;">●</span>
150-40-57245-42	PPE (PERSONAL PROTECTIVE EQUIPMENT)	1,500.00	-	-	1,500.00	100.0% <span style="color: green;">●</span>
	<b>Subtotal</b>	284,361.00	30,577.70	32,261.48	252,099.52	88.7% <span style="color: green;">●</span>
<b>Operating Services</b>						
150-40-60040-41	BIO-HAZARD WASTE	2,875.00	328.92	328.92	2,546.08	88.6% <span style="color: green;">●</span>
150-40-60700-12	TOWEL & LINEN SERVICES	6,060.00	262.69	262.69	5,797.31	95.7% <span style="color: green;">●</span>
	<b>Subtotal</b>	8,935.00	591.61	591.61	8,343.39	93.4% <span style="color: green;">●</span>
<b>Professional Services</b>						
150-40-61120-12	BAY DOOR MAINTENANCE	4,224.00	-	-	4,224.00	100.0% <span style="color: green;">●</span>
150-40-61530-41	EMS CARDIAC MONITOR MAINTENANCE & SUPPLIES	11,500.00	-	-	11,500.00	100.0% <span style="color: green;">●</span>
150-40-61660-41	EMS CONFERENCES & SPECIAL EDUCATION	-	306.00	306.00	(306.00)	0.0% <span style="color: red;">●</span>
150-40-61800-41	PROFESSIONAL OUTSIDE SERVICES / TECH/SOFTWARE	5,333.00	-	-	5,333.00	100.0% <span style="color: green;">●</span>
150-40-61900-41	COMPLIANCE / REGULATORY FEES	-	-	-	-	0.0% <span style="color: red;">●</span>
	<b>Subtotal</b>	21,057.00	306.00	306.00	20,751.00	98.5% <span style="color: green;">●</span>
<b>Training Services</b>						
150-40-64000-41	EMS PROFESSIONAL GROUP MEMBERSHIP FEES	500.00	-	-	500.00	100.0% <span style="color: green;">●</span>
150-40-64010-41	EMPLOYEE CONTINUING EDUC FEES & SUPPLIES	8,000.00	-	-	8,000.00	100.0% <span style="color: green;">●</span>
	<b>Subtotal</b>	8,500.00	-	-	8,500.00	100.0% <span style="color: green;">●</span>
<b>Transport Services Operating Expense Total:</b>		<b>542,118.00</b>	<b>31,475.31</b>	<b>33,159.09</b>	<b>508,958.91</b>	<b>93.9% <span style="color: green;">●</span></b>
<b>TOTAL TRANSPORT OPERATIONS</b>		<b>2,391,965.00</b>	<b>151,510.93</b>	<b>283,646.19</b>	<b>2,108,318.81</b>	<b>88.1% <span style="color: green;">●</span></b>



# Superstition Fire & Medical District Income Statement - Detail

For Fiscal: 2022-2023 Period Ending: 8/31/22

	Approved Total Budget	Current Month Actual	YTD Actual Activity	Forecasted Remaining Budget	% Budget Remaining
<b>DIVISION 50: COMMUNITY SERVICES / FIRE PREVENTION</b>					
<b>Professional Services</b>					
150-50-61370-50 COMMUNITY RELATIONS PRINTED MATERIALS	1,000.00	-	-	1,000.00	100.0% <span style="color: green;">●</span>
<b>TOTAL COMMUNITY SERVICES / FIRE PREVENTION</b>	<b>1,000.00</b>	<b>-</b>	<b>-</b>	<b>1,000.00</b>	<b>100.0%</b> <span style="color: green;">●</span>
<b>GRAND TOTAL TRANSPORT SERVICES FUND</b>	<b>\$ 4,427,355.83</b>	<b>\$ 280,159.75</b>	<b>\$ 511,802.93</b>	<b>\$ 3,915,552.90</b>	<b>88.4%</b> <span style="color: green;">●</span>
<b>Net Financial Sources (Uses):</b>	<u><b>\$ (331,429.83)</b></u>	<u><b>\$ 31,347.66</b></u>	<u><b>\$ 95,819.60</b></u>	<u><b>\$ (427,249.43)</b></u>	
<b>Beginning Unrestricted Fund Balance July 1, 2022</b>	<u><b>\$331,429.83</b></u>				



# Superstition Fire & Medical District Income Statement - Detail

For Fiscal: 2022-2023 Period Ending: 8/31/22

		Approved Total Budget	Current Month Actual	YTD Actual Activity	Forecasted Remaining Budget	% Budget Remaining
<b>FUND: 200 - CAPITAL PROJECTS</b>						
<b>Revenue</b>						
<b>Direct Taxes</b>						
200-10-41000-10	REAL & SECURED PROPERTY TAXES	-	1,507.82	3,595.92	(3,595.92)	0.0%
200-10-41050-10	UNSECURED PERS PROPERTY TAXES	-	321.12	699.76	(699.76)	0.0%
200-10-41080-10	MARICOPA COUNTY PROPERTY TAXES	-	-	-	-	0.0%
200-10-41200-10	SRP CONTRIBUTIONS	-	-	-	-	0.0%
	<b>Subtotal</b>	<b>\$ -</b>	<b>\$ 1,828.94</b>	<b>\$ 4,295.68</b>	<b>\$ (4,295.68)</b>	<b>0.0%</b>
200-10-45700-10	INVESTMENT EARNINGS	3,500.00	1,691.84	2,718.13	781.87	22.3%
200-10-45900-10	OTHER INCOME	-	-	-	-	0.0%
200-80-48020-10	TRANSFER IN (100 FUND)	500,000.00	-	-	500,000.00	100.0%
200-80-48100-10	TRANSFER OUT (150 FUND)	40,000.00	-	-	40,000.00	100.0%
200-80-48100-10	TRANSFER OUT (400 FUND)	-	-	-	-	0.0%
200-90-49500-15	DISTRICT EQUIPMENT SALES	-	-	-	-	0.0%
	<b>Revenue Total:</b>	<b>\$ 543,500.00</b>	<b>\$ 3,520.78</b>	<b>\$ 7,013.81</b>	<b>\$ 536,486.19</b>	<b>98.7%</b>
<b>Expense</b>						
200-10-63000-10	ADMINISTRATIVE FEES	-	-	-	-	0.0%
200-10-63150-10	FINANCIAL RESERVE	1,753,759.34	-	-	1,753,759.34	100.0%
200-70-71002-25	BUILDINGS & SYSTEMS	22,500.00	-	-	22,500.00	100.0%
200-70-72240-20	VEHICLES / GENERAL PURPOSE	415,515.00	86,098.48	86,098.48	329,416.52	79.3%
200-70-72340-20	APPARATUS EQUIPMENT	5,172.00	-	-	5,172.00	100.0%
200-70-72510-15	COMM MICROWAVE UPGRADE	111,872.00	-	-	111,872.00	100.0%
200-70-52515-15	COMM SYSTEM SOFTWARE	22,000.00	21,644.60	21,644.60	355.40	1.6%
200-70-72630-15	MOBILE COMPUTER TERMINALS	26,090.00	-	-	26,090.00	100.0%
200-70-72660-15	RADIO COMM EQUIP - PORTABLE	55,000.00	-	-	55,000.00	100.0%
200-70-72670-40	RADIO COMM EQUIP - WIRELESS	-	-	-	-	0.0%
200-70-72740-40	FIRE PROT EQUIP - SPECIALIZED	-	-	-	-	0.0%
200-70-72765-47	SCBA EQUIPMENT	-	-	-	-	0.0%
200-70-72770-47	SCBA PACKS & BOTTLES	-	-	-	-	0.0%
200-70-72800-40	THERMAL IMAGING CAMERAS	57,000.00	-	-	57,000.00	100.0%
200-70-73420-41	EMS CAPITAL EQUIPMENT	97,215.00	-	-	97,215.00	100.0%
200-70-73515-15	COMPUTER EQUIPMENT	47,609.00	-	-	47,609.00	100.0%
200-70-73520-15	COMPUTER SOFTWARE	-	-	-	-	0.0%
200-70-73540-15	FACILITY EQUIPMENT	-	-	-	-	0.0%
200-70-73700-41	TECHNICAL RESCUE EQUIPMENT	29,960.00	-	29,909.65	50.35	0.2%
200-70-73840-42	FITNESS EQUIPMENT	10,000.00	-	-	10,000.00	100.0%
	<b>Expense Total:</b>	<b>\$ 2,653,692.34</b>	<b>\$ 107,743.08</b>	<b>\$ 137,652.73</b>	<b>\$ 2,516,039.61</b>	<b>94.8%</b>
	<b>Net Financial Sources (Uses):</b>	<b>\$ (2,110,192.34)</b>	<b>\$ (104,222.30)</b>	<b>\$ (130,638.92)</b>	<b>\$ (1,983,849.10)</b>	
	<b>Beginning Restricted Fund Balance July 1, 2022</b>	<b>\$2,110,192.34</b>				



# Superstition Fire & Medical District Income Statement - Detail

For Fiscal: 2022-2023 Period Ending: 8/31/22

	Approved Total Budget	Current Month Actual	YTD Actual Activity	Forecasted Remaining Budget	% Budget Remaining	
<b>FUND: 400 - SPECIAL REVENUE</b>						
<b>Revenue</b>						
400-10-45700-10	INVESTMENT EARNINGS	200.00	49.80	80.90	119.10	59.6%
400-10-46700-10	GRANT - FIRE PREVENTION	-	-	-	-	0.0%
400-10-46750-10	GRANT - FEMA (SHARE)	-	-	-	-	0.0%
400-10-46750-10	GRANT - OTHER	-	-	-	-	0.0%
400-10-47020-41	AED DONATIONS	3,000.00	-	1,900.00	1,100.00	36.7%
400-10-47100-41	EMS CARDIAC DONATIONS	-	-	-	-	0.0%
400-10-47110-41	EMS EQUIPMENT DONATIONS	-	-	-	-	0.0%
400-10-47120-50	FIRE PREVENTION / PUBLIC EDUCATION	-	-	-	-	0.0%
400-10-47130-10	GENERAL DONATIONS	6,000.00	200.00	1,700.00	4,300.00	71.7%
400-80-48020-02	TRANSFER IN (200 Fund)	-	-	-	-	0.0%
400-80-48020-10	TRANSFER IN (100 Fund)	-	-	-	-	0.0%
400-80-48100-10	TRANSFER OUT (100 Fund)	-	-	-	-	0.0%
<b>Revenue Total:</b>	<b>\$ 9,200.00</b>	<b>\$ 249.80</b>	<b>\$ 3,680.90</b>	<b>\$ 5,519.10</b>	<b>60.0%</b>	
<b>Expense</b>						
400-10-63000-10	ADMINISTRATIVE FEES	-	-	-	-	0.0%
400-10-63610-10	UNDESIGNATED INVESTMENT EARNINGS RES	400.03	-	-	400.03	100.0%
400-50-77250-50	AED DONATIONS - EXPENDITURES	20,000.00	1,676.93	1,676.93	18,323.07	91.6%
400-50-77260-50	EMS EQUIPMENT DONATIONS	-	-	-	-	0.0%
400-50-77270-50	FIRE PREVENTION / PUBLIC EDUCATION	-	-	-	-	0.0%
400-50-77280-50	GENERAL DONATIONS	21,050.00	500.61	500.61	20,549.39	97.6%
400-70-77510-41	EMS CARDIAC DONATIONS	27,000.00	-	-	27,000.00	100.0%
400-70-78700-10	GRANT - FIRE PREVENTION	-	-	-	-	0.0%
400-70-78800-10	GRANT - OTHER	-	-	-	-	0.0%
400-70-79440-10	FEMA GRANT (FEDERAL SHARE)	-	-	-	-	0.0%
<b>Expense Total:</b>	<b>\$ 68,450.03</b>	<b>\$ 2,177.54</b>	<b>\$ 2,177.54</b>	<b>\$ 66,272.49</b>	<b>96.8%</b>	
<b>Net Financial Sources (Uses):</b>	<b>\$ (59,250.03)</b>	<b>\$ (1,927.74)</b>	<b>\$ 1,503.36</b>	<b>\$ (60,753.39)</b>		
<b>Beginning Restricted Fund Balance July 1, 2022</b>	<b>\$59,250.43</b>					





# Superstition Fire & Medical District Income Statement - Detail

For Fiscal: 2022-2023 Period Ending: 8/31/22

		Approved Total Budget	Current Month Actual	YTD Actual Activity	Forecasted Remaining Budget	% Budget Remaining
<b>FUND: 500 - DEBT RETIREMENT PRINCIPAL</b>						
<b>Revenue</b>						
500-10-41000-10	REAL & SECURED PROPERTY TAXES	483,653.00	866.40	1,774.43	481,878.57	99.6%
500-10-41050-10	UNSECURED PERS PROPERTY TAXES	36,041.00	200.89	408.20	35,632.80	98.9%
500-10-41200-10	SRP CONTRIBUTIONS	13,097.00	-	-	13,097.00	100.0%
500-10-45700-10	INVESTMENT EARNINGS	1,750.00	320.87	667.74	1,082.26	61.8%
	<b>Revenue Total:</b>	<b>\$ 534,541.00</b>	<b>\$ 1,388.16</b>	<b>\$ 2,850.37</b>	<b>\$ 531,690.63</b>	<b>99.5%</b>
<b>Expense</b>						
500-10-63150-10	FINANCIAL RESERVE	101,487.48	-	-	101,487.48	100.0%
500-60-70500-10	DEBT SERVICE EXPENDITURE - PRINCIPAL	604,000.00	-	-	604,000.00	100.0%
	<b>Expense Total:</b>	<b>705,487.48</b>	<b>-</b>	<b>-</b>	<b>\$ 705,487.48</b>	<b>100.0%</b>
	<b>Net Financial Sources (Uses):</b>	<b>(170,946.48)</b>	<b>\$ 1,388.16</b>	<b>\$ 2,850.37</b>	<b>\$ (173,796.85)</b>	
	<b>Beginning Restricted Fund Balance July 1, 2022</b>	<b>\$170,946.48</b>				

		Original Total Budget	Current Month Actual	YTD Actual Activity	Forecasted Remaining Budget	% Budget Remaining
<b>FUND: 600 - DEBT RETIREMENT INTEREST</b>						
<b>Revenue</b>						
600-10-41000-10	REAL & SECURED PROPERTY TAXES	85,351.00	156.83	336.21	85,014.79	99.6%
600-10-41050-10	UNSECURED PERS PROPERTY TAXES	6,360.00	55.67	115.02	6,244.98	98.2%
600-10-41200-10	SRP CONTRIBUTIONS	2,311.00	-	-	2,311.00	100.0%
600-10-45700-10	INVESTMENT EARNINGS	300.00	41.68	80.00	220.00	73.3%
	<b>Revenue Total:</b>	<b>\$ 94,322.00</b>	<b>\$ 254.18</b>	<b>\$ 531.23</b>	<b>\$ 93,790.77</b>	<b>99.4%</b>
<b>Expense</b>						
600-10-63150-10	FINANCIAL RESERVE	37,106.24	-	-	37,106.24	100.0%
600-60-70550-10	DEBT SERVICE EXPENDITURE - INTEREST	90,644.90	-	-	90,644.90	100.0%
	<b>Expense Total:</b>	<b>\$ 127,751.14</b>	<b>\$ -</b>	<b>\$ -</b>	<b>\$ 127,751.14</b>	<b>100.0%</b>
	<b>Net Financial Sources (Uses):</b>	<b>\$ (33,429.14)</b>	<b>\$ 254.18</b>	<b>\$ 531.23</b>	<b>\$ (33,960.37)</b>	
	<b>Beginning Restricted Fund Balance July 1, 2022</b>	<b>\$33,429.14</b>				



# Superstition Fire & Medical District Income Statement - Detail

For Fiscal: 2022-2023 Period Ending: 8/31/22

		Approved Total Budget	Current Month Actual	YTD Actual Activity	Forecasted Remaining Budget	% Budget Remaining
<b>FUND: 700 - CERTIFICATES OF PARTICIPATION RESERVE</b>						
<b>Revenue</b>						
<b>700-10-45700-10</b>	INVESTMENT EARNINGS	8,500.00	2,788.49	4,542.77	3,957.23	46.6%
<b>400-80-48020-10</b>	TRANSFER IN (100 Fund)	-	-	-	-	0.0%
<b>400-80-48100-10</b>	TRANSFER OUT (100 Fund)	-	-	-	-	0.0%
	<b>Revenue Total:</b>	<b>\$ 8,500.00</b>	<b>\$ 2,788.49</b>	<b>\$ 4,542.77</b>	<b>\$ 3,957.23</b>	<b>46.6%</b>
<b>Expense</b>						
<b>700-10-63150-10</b>	FINANCIAL RESERVE	3,334,271.51	-	-	3,334,271.51	100.0%
<b>700-60-70500-10</b>	COP DEBT SERVICE - PRINCIPAL	-	-	-	-	0.0%
<b>700-60-70550-10</b>	COP DEBT SERVICE - INTEREST	-	-	-	-	0.0%
	<b>Expense Total:</b>	<b>\$ 3,334,271.51</b>	<b>\$ -</b>	<b>\$ -</b>	<b>\$ 3,334,271.51</b>	<b>100.0%</b>
	<b>Net Financial Sources (Uses):</b>	<b>\$ (3,325,771.51)</b>	<b>\$ 2,788.49</b>	<b>\$ 4,542.77</b>	<b>\$ 3,957.23</b>	
	<b>Beginning Restricted Fund Balance July 1, 2022</b>	<b>\$3,325,771.51</b>				

# Superstition Fire & Medical District

## Monthly Pinal County Treasurer's Bank Account Reconciliation

### 100 General Fund

#### Reconciliation References:

- A Previous month's bank ending balance / current month's bank beginning balance
- B Interest Income
- C Current month's Pinal County real property tax receipts
- D Current month's Pinal County personal property tax receipts
- E Current month's Maricopa County property tax receipts
- F Total current month's deposits
- G Current month's revenue transfers
- H Current month's Accounts Payable disbursements
- I Current month's Payroll disbursements
- J Current month's Payroll wire service fees
- K Current month's return NSF fees (reimbursed by customer)
- L Current month's bank ending balance
- M Accounts Payable checks outstanding at month-end
- N Deposit in transit – Invoice #007152
- O Deposit in transit – Invoice #007158
- P Deposit in transit – Invoice #007159
- Q Correcting transfer from 150 Fund for 8.19.22 payroll
- R Cash balance in Payroll Clearing account at month-end
- S Cash Balance per G/L Balance Sheet
- T Chase MasterCard credit card payment – warrant #1102032744 (paid 8/24/2022)



**Superstition Fire & Medical District  
General (Fund 100) Cash Reconciliation  
Fiscal Year 2022 - 2023  
8/31/2022**



	Deposits (Cash Receipts)	Cash Disbursements	Refunded Taxes	Book Balance
Book Balance as of: 8/1/2022				1,840,104.85 (A)
<u>Activity During the Month</u>				
Journal Entries:				
Interest Income (Expense):	2,243.92			2,243.92 (B)
Cash Receipts				
Real Estate Taxes	26,041.84		(10.46)	26,031.38 (C)
Personal Property Taxes	5,339.17			5,339.17 (D)
SRP Contributions				0.00
FDAT				0.00
Maricopa County Taxes	172.51			172.51 (E)
Deposits	61,205.22			(F) 61,205.22
Compliance Engine Revenue Share				0.00
Smart & Safe Fund Deposit				0.00
Revenue Transfer	937.09			937.09 (G)
Cash Disbursements				
A) Accounts Payable Activity		(242,085.66)		(242,085.66) (H)
B) Payroll Activity		(895,180.37)		(I) (895,180.37) (J)
C) Payroll Wire Fees		(75.00)		(75.00) (K)
D) Return Item Charge		(31.25)		(31.25)
E) Refund Interest				0.00
	<u>\$95,939.75</u>	<u>(1,137,372.28)</u>		<u>798,661.86</u>
<u>Pinal County Bank Balance</u>				
Ending Bank Balance as of: 8/31/2022		Balance from YTD Column		615,303.45 (L)
Less: Outstanding Warrants		A/P	(97,137.58)	(97,137.58) (M)
		Payroll		0.00
Plus: Deposit for Invoice 007152 in transit			10.00	10.00 (N)
Deposit for Invoice 007158 in transit			20.00	20.00 (O)
Deposit for Invoice 007159 in transit			24.00	24.00 (P)
Correcting transfer from 150 fund for 8.19.22 payroll			1,341.02	(Q) 1,341.02
				<u>519,560.89</u>
		Cash Balance in Payroll Clearing Account		100.00 (R)
		Petty Cash		100.00
				519,760.89
Prepared by: <u>Roger Wood 9/2/2022</u>			Balance per B/S	519,760.89 (S)
Reviewed by: _____			Difference	0.00



# Pinal County Treasurer

## Monthly Statement

Date Range: 8/1/2022 to 8/31/2022

Account	Period	YTD		
<b>6116421001</b>	<b>Superstition Fire &amp; Medical District</b>			
Begin Balance:	(A) 1,840,104.85	2,823,232.07		
Income:	95,929.29	224,504.30		
LOC Advance:	.00	.00		
Expense:	(1,320,730.69)	(2,432,432.92)	LOC:	.00
LOC Payments:	.00	.00	Warrants Outstanding:	(97,137.58)
Cash Balance:	615,303.45	(L) 615,303.45	End:	518,165.87

### Monthly Statement Summary

Source Code	Description	MTD Amount	YTD Amount
<b>6116421001</b>	<b>Superstition Fire &amp; Medical District</b>	<b>Beginning Balance:</b>	<b>1,840,104.85</b>
			<b>2,823,232.07</b>
11100.2004	2004 Real Estate Taxes	.00	1.98
11100.2005	2005 Real Estate Taxes	.00	1.98
11100.2006	2006 Real Estate Taxes	.00	1.94
11100.2007	2007 Real Estate Taxes	.00	1.70
11100.2008	2008 Real Estate Taxes	.00	1.48
11100.2009	2009 Real Estate Taxes	.00	1.51
11100.2010	2010 Real Estate Taxes	.00	1.77
11100.2011	2011 Real Estate Taxes	.00	1.89
11100.2012	2012 Real Estate Taxes	.00	2.04
11100.2013	2013 Real Estate Taxes	.00	2.37
11100.2014	2014 Real Estate Taxes	.00	2.55
11100.2015	2015 Real Estate Taxes	.00	2.54
11100.2016	2016 Real Estate Taxes	.00	2.43
11100.2017	2017 Real Estate Taxes	.00	2.43
11100.2018	2018 Real Estate Taxes	.00	2.43
11100.2019	2019 Real Estate Taxes	.00	2.42
11100.2020	2020 Real Estate Taxes	.00	2.41
11100.2021	2021 Real Estate Taxes	19,600.84	46,735.95
11100.2022	2022 Real Estate Taxes	6,430.54	6,430.54
12100.2007	2007 Personal Property Taxes	16.38	16.38
12100.2008	2008 Personal Property Taxes	15.79	15.79
12100.2009	2009 Personal Property Taxes	17.36	18.98
12100.2010	2010 Personal Property Taxes	19.72	58.84
12100.2011	2011 Personal Property Taxes	21.21	73.70
12100.2012	2012 Personal Property Taxes	35.27	90.06
12100.2013	2013 Personal Property Taxes	45.63	109.04
12100.2014	2014 Personal Property Taxes	57.39	122.26
12100.2015	2015 Personal Property Taxes	77.76	140.85
12100.2016	2016 Personal Property Taxes	171.27	443.72
12100.2017	2017 Personal Property Taxes	196.73	498.58
12100.2018	2018 Personal Property Taxes	391.14	1,066.91
12100.2019	2019 Personal Property Taxes	1,057.28	1,326.85
12100.2020	2020 Personal Property Taxes	910.62	1,598.60
12100.2021	2021 Personal Property Taxes	1,618.21	4,604.22

(C)  
26,031.38

(D)  
75,339.17



# Pinal County Treasurer

## Monthly Statement

Date Range: 8/1/2022 to 8/31/2022

12100.2022	2022 Personal Property Taxes		687.41	687.41
15150.0	Maricopa County Tax Collection	(E)	172.51	961.91
21100.39	Principal Trust Investment Interest		10.87	19.83
21100.46	Wells Fargo Investment Investment Interest	(B)	187.04	451.32
21100.47	WF Money Market Investment Interest	*2,243.92	745.80	1,495.98
21100.55	Multi-Bank Securities Investment Interest		163.53	393.83
21100.70	Vining Sparks Investment Interest		918.37	1,504.47
21100.80	Stifel Nicolaus & Company Investment Interest		218.31	218.31
54125.0	Smart & Safe Fund		.00	235,923.22
54125.11	JP1 PIONEER (SAN TAN VLY) PRECINCT Smart & Safe Fund		.00	(118,136.97)
73160.0	Deposits	(F)	61,205.22	36,660.76
73750.0	Revenue Transfer	(G)	937.09	937.09
90930.0	Warrants Redeemed		(425,981.61)	(648,925.78)
91220.0	Disbursed by County Treasurer		(894,642.83)	(1,783,350.89)
91260.0	Return Item Charge	(K)	(25.00)	(25.00)
91270.0	Return Item Surcharge		(6.25)	(6.25)
91280.0	Outgoing Wire Fee	(J)	(60.00)	(100.00)
91290.0	Outgoing Wire Surcharge		(15.00)	(25.00)
<b>Ending Balance:</b>			<b>615,303.45</b>	<b>615,303.45</b>

### Monthly Statement Detail

Date	Notes	Doc #	Amount	C/D
<b>6116421001 Superstition Fire &amp; Medical District</b>			<b>Beginning Balance: 1,840,104.85</b>	
11100.2021	2021 Real Estate Taxes		Source Code Total: 19,600.84	
08/01	Tax Distribution	0	120.33	C
08/01	Tax Distribution	0	5.24	C
08/01	Tax Distribution	0	379.84	C
08/02	Tax Distribution	0	154.68	C
08/02	Tax Distribution	0	454.24	C
08/03	Tax Distribution	0	1,798.62	C
08/03	Tax Distribution	0	589.88	C
08/04	Tax Distribution	0	(10.46)	C
08/04	Tax Distribution	0	24.32	C
08/05	Tax Distribution	0	15.96	C
08/05	Tax Distribution	0	62.72	C
08/08	Tax Distribution	0	1,316.10	C
08/09	Tax Distribution	0	77.72	C
08/09	Tax Distribution	0	1,981.76	C
08/10	Tax Distribution	0	338.85	C
08/10	Tax Distribution	0	134.75	C
08/11	Tax Distribution	0	10.14	C
08/12	Tax Distribution	0	404.68	C
08/12	Tax Distribution	0	.67	C
08/15	Tax Distribution	0	565.50	C
08/15	Tax Distribution	0	124.89	C
08/15	Tax Distribution	0	224.40	C
08/16	Tax Distribution	0	52.98	C
08/17	Tax Distribution	0	168.94	C
08/17	Tax Distribution	0	96.22	C
08/17	Tax Distribution	0	65.71	C



# Pinal County Treasurer

## Monthly Statement

Date Range: 8/1/2022 to 8/31/2022

08/18	Tax Distribution	0	650.64	C
08/19	Tax Distribution	0	409.80	C
08/19	Tax Distribution	0	308.59	C
08/22	Tax Distribution	0	3,503.40	C
08/23	Tax Distribution	0	34.86	C
08/23	Tax Distribution	0	279.90	C
08/24	Tax Distribution	0	16.99	C
08/24	Tax Distribution	0	426.27	C
08/25	Tax Distribution	0	547.00	C
08/25	Tax Distribution	0	1.93	C
08/26	Tax Distribution	0	374.58	C
08/29	Tax Distribution	0	595.55	C
08/29	Tax Distribution	0	170.04	C
08/29	Tax Distribution	0	214.00	C
08/29	Tax Distribution	0	767.99	C
08/30	Tax Distribution	0	1,136.75	C
08/31	Tax Distribution	0	591.07	C
08/31	Tax Distribution	0	412.80	C
11100.2022 2022 Real Estate Taxes			Source Code Total: 6,430.54	
08/26	Tax Distribution	0	109.48	C
08/29	Tax Distribution	0	47.45	C
08/29	Tax Distribution	0	260.15	C
08/30	Tax Distribution	0	997.26	C
08/30	Tax Distribution	0	618.05	C
08/31	Tax Distribution	0	4,173.26	C
08/31	Tax Distribution	0	224.89	C
12100.2007 2007 Personal Property Taxes			Source Code Total: 16.38	
08/29	Tax Distribution	0	16.38	C
12100.2008 2008 Personal Property Taxes			Source Code Total: 15.79	
08/29	Tax Distribution	0	15.79	C
12100.2009 2009 Personal Property Taxes			Source Code Total: 17.36	
08/29	Tax Distribution	0	17.36	C
12100.2010 2010 Personal Property Taxes			Source Code Total: 19.72	
08/29	Tax Distribution	0	19.72	C
12100.2011 2011 Personal Property Taxes			Source Code Total: 21.21	
08/29	Tax Distribution	0	21.21	C
12100.2012 2012 Personal Property Taxes			Source Code Total: 35.27	
08/19	Tax Distribution	0	16.30	C
08/29	Tax Distribution	0	18.97	C
12100.2013 2013 Personal Property Taxes			Source Code Total: 45.63	
08/19	Tax Distribution	0	23.62	C
08/29	Tax Distribution	0	22.01	C
12100.2014 2014 Personal Property Taxes			Source Code Total: 57.39	
08/19	Tax Distribution	0	25.13	C
08/22	Tax Distribution	0	8.51	C
08/29	Tax Distribution	0	23.75	C
12100.2015 2015 Personal Property Taxes			Source Code Total: 77.76	
08/19	Tax Distribution	0	24.73	C
08/22	Tax Distribution	0	8.52	C
08/29	Tax Distribution	0	20.75	C
08/29	Tax Distribution	0	23.76	C
12100.2016 2016 Personal Property Taxes			Source Code Total: 171.27	
08/15	Tax Distribution	0	.88	C




# Pinal County Treasurer

## Monthly Statement

Date Range: 8/1/2022 to 8/31/2022

08/17	Tax Distribution	0	65.60	C
08/18	Tax Distribution	0	47.13	C
08/19	Tax Distribution	0	24.77	C
08/22	Tax Distribution	0	8.67	C
08/29	Tax Distribution	0	24.22	C
<b>12100.2017 2017 Personal Property Taxes</b>			<b>Source Code Total: 196.73</b>	
08/05	Tax Distribution	0	2.29	C
08/15	Tax Distribution	0	6.17	C
08/17	Tax Distribution	0	65.80	C
08/18	Tax Distribution	0	64.80	C
08/19	Tax Distribution	0	24.77	C
08/22	Tax Distribution	0	8.67	C
08/29	Tax Distribution	0	24.23	C
<b>12100.2018 2018 Personal Property Taxes</b>			<b>Source Code Total: 391.14</b>	
08/04	Tax Distribution	0	49.14	C
08/08	Tax Distribution	0	69.08	C
08/16	Tax Distribution	0	6.85	C
08/16	Tax Distribution	0	2.37	C
08/17	Tax Distribution	0	64.65	C
08/18	Tax Distribution	0	63.51	C
08/19	Tax Distribution	0	24.38	C
08/22	Tax Distribution	0	6.59	C
08/22	Tax Distribution	0	8.67	C
08/24	Tax Distribution	0	14.09	C
08/26	Tax Distribution	0	35.45	C
08/29	Tax Distribution	0	22.13	C
08/29	Tax Distribution	0	24.23	C
<b>12100.2019 2019 Personal Property Taxes</b>			<b>Source Code Total: 1,057.28</b>	
08/03	Tax Distribution	0	13.49	C
08/03	Tax Distribution	0	96.97	C
08/04	Tax Distribution	0	29.03	C
08/04	Tax Distribution	0	91.26	C
08/05	Tax Distribution	0	6.90	C
08/08	Tax Distribution	0	67.87	C
08/10	Tax Distribution	0	124.40	C
08/16	Tax Distribution	0	19.13	C
08/17	Tax Distribution	0	63.79	C
08/18	Tax Distribution	0	418.28	C
08/19	Tax Distribution	0	24.01	C
08/19	Tax Distribution	0	2.66	C
08/22	Tax Distribution	0	8.65	C
08/26	Tax Distribution	0	34.78	C
08/29	Tax Distribution	0	21.73	C
08/29	Tax Distribution	0	24.19	C
08/31	Tax Distribution	0	10.14	C
<b>12100.2020 2020 Personal Property Taxes</b>			<b>Source Code Total: 910.62</b>	
08/01	Tax Distribution	0	14.30	C
08/03	Tax Distribution	0	13.50	C
08/03	Tax Distribution	0	150.35	C
08/04	Tax Distribution	0	105.80	C
08/05	Tax Distribution	0	6.91	C
08/08	Tax Distribution	0	66.67	C
08/10	Tax Distribution	0	149.81	C






# Pinal County Treasurer

## Monthly Statement

Date Range: 8/1/2022 to 8/31/2022

08/10	Tax Distribution	0	13.43	C
08/16	Tax Distribution	0	20.03	C
08/17	Tax Distribution	0	63.02	C
08/18	Tax Distribution	0	62.92	C
08/18	Tax Distribution	0	20.23	C
08/19	Tax Distribution	0	23.58	C
08/19	Tax Distribution	0	58.52	C
08/22	Tax Distribution	0	8.67	C
08/23	Tax Distribution	0	30.90	C
08/24	Tax Distribution	0	1.92	C
08/26	Tax Distribution	0	9.89	C
08/26	Tax Distribution	0	34.09	C
08/29	Tax Distribution	0	21.72	C
08/29	Tax Distribution	0	24.20	C
08/31	Tax Distribution	0	10.16	C
12100.2021	2021 Personal Property Taxes		Source Code Total: 1,618.21	
08/01	Tax Distribution	0	67.36	C
08/01	Tax Distribution	0	.97	C
08/03	Tax Distribution	0	13.50	C
08/03	Tax Distribution	0	150.35	C
08/04	Tax Distribution	0	49.86	C
08/04	Tax Distribution	0	17.90	C
08/05	Tax Distribution	0	72.58	C
08/08	Tax Distribution	0	65.43	C
08/10	Tax Distribution	0	155.13	C
08/10	Tax Distribution	0	70.75	C
08/10	Tax Distribution	0	13.43	C
08/11	Tax Distribution	0	17.50	C
08/12	Tax Distribution	0	2.47	C
08/15	Tax Distribution	0	133.43	C
08/15	Tax Distribution	0	28.76	C
08/15	Tax Distribution	0	20.74	C
08/16	Tax Distribution	0	21.06	C
08/17	Tax Distribution	0	15.18	C
08/17	Tax Distribution	0	62.06	C
08/18	Tax Distribution	0	62.28	C
08/19	Tax Distribution	0	23.18	C
08/19	Tax Distribution	0	57.41	C
08/22	Tax Distribution	0	78.27	C
08/22	Tax Distribution	0	8.65	C
08/23	Tax Distribution	0	30.95	C
08/23	Tax Distribution	0	3.15	C
08/24	Tax Distribution	0	88.35	C
08/24	Tax Distribution	0	7.16	C
08/26	Tax Distribution	0	71.34	C
08/26	Tax Distribution	0	34.08	C
08/29	Tax Distribution	0	45.95	C
08/29	Tax Distribution	0	20.03	C
08/29	Tax Distribution	0	24.21	C
08/30	Tax Distribution	0	22.63	C
08/31	Tax Distribution	0	50.28	C
08/31	Tax Distribution	0	10.15	C
08/31	Tax Distribution	0	1.68	C



# Pinal County Treasurer

## Monthly Statement

Date Range: 8/1/2022 to 8/31/2022

12100.2022	2022 Personal Property Taxes			Source Code Total: 687.41
08/29	Tax Distribution	0	49.61	C
08/30	Tax Distribution	0	56.17	C
08/30	Tax Distribution	0	88.07	C
08/30	Tax Distribution	0	154.75	C
08/31	Tax Distribution	0	285.30	C
08/31	Tax Distribution	0	53.51	C
15150.0	Maricopa County Tax Collection			Source Code Total: 172.51
08/15	Superstition Fire Proceeds from Maricopa Co Wired	0	172.51	C
21100.39	Principal Trust Investment Interest			Source Code Total: 10.87
08/01	Investment Interest	0	10.87	C
21100.46	Wells Fargo Investment Investment Interest			Source Code Total: 187.04
08/03	Investment Interest	0	85.74	C
08/26	Investment Interest	0	44.18	C
08/29	Investment Interest	0	57.12	C
21100.47	WF Money Market Investment Interest			Source Code Total: 745.80
08/01	Investment Interest	0	745.80	C
21100.55	Multi-Bank Securities Investment Interest			Source Code Total: 163.53
08/18	Investment Interest	0	33.15	C
08/24	Investment Interest	0	22.33	C
08/25	Investment Interest	0	46.20	C
08/26	Investment Interest	0	61.85	C
00.70	Vining Sparks Investment Interest			Source Code Total: 918.37
08/04	Investment Interest	0	65.45	C
08/09	Investment Interest	0	325.19	C
08/12	Investment Interest	0	39.66	C
08/12	Investment Interest	0	35.41	C
08/15	Investment Interest	0	11.65	C
08/22	Investment Interest	0	16.50	C
08/23	Investment Interest	0	84.41	C
08/24	Investment Interest	0	67.01	C
08/25	Investment Interest	0	69.30	C
08/26	Investment Interest	0	57.43	C
08/29	Investment Interest	0	54.61	C
08/29	Investment Interest	0	91.75	C
21100.80	Stifel Nicolaus & Company Investment Interest			Source Code Total: 218.31
08/09	Investment Interest	0	28.69	C
08/23	Investment Interest	0	38.62	C
08/23	Investment Interest	0	118.23	C
08/29	Investment Interest	0	32.77	C
73160.0	Deposits			Source Code Total: 61,205.22
08/02	100-90-49500-10 Rising Phx Restorations/7098/cash	0	30,000.00	C
08/02	100-10-53965-10 PSPRS/7102/215550	0	2,477.80	C
08/02	100-10-42700-50 VFW Post 9388/7087/3042	0	100.00	C
08/02	100-10-42600-15 Jones Racz Thomas/7085/030457	0	20.00	C
08/02	100-10-42600-15 Breyer Law/7083/27177	0	20.00	C
08/02	100-10-42700-50 El Dorado Mobile Estates/7100/2709	0	100.00	C
08/04	WIRED MONEY TO GENERAL FUND	0	1,521.76	C
08/05	Eileen Blackstone Ret Item Chg Rec # 314992	0	(395.93)	C
08/11	WIRED MONEY TO GENERAL FUND	0	40.00	C
08/16	100-10-53960-10 PSPRS/7144/077667	0	500.00	C
08/16	100-10-42025-41 AZFORM/7143/210564297	0	4,746.27	C
08/16	100-10-42200-41 Antenna Sites/7142/20869	0	700.98	C



# Pinal County Treasurer

## Monthly Statement

Date Range: 8/1/2022 to 8/31/2022

08/16	100-10-43300-50 CITOAJ/2022-535&628/219002	0	200.00	C
08/16	100-10-43300-50 CITOAJ/2022-634,689,694+/219084	0	1,100.00	C
08/16	100-10-45900-10 J Corey/7104/2661	0	20.00	C
08/16	100-10-45900-10 Bradshaw Firm/7105/4217	0	20.00	C
08/16	100-10-45900-10 Compex/7093/30444622	0	20.00	C
08/16	100-10-45900-10 Goldberg&Osborne/7084/1000086982	0	20.00	C
08/16	100-10-45900-10 R Rome/7103/1313	0	10.00	C
08/16	100-10-42700-50 LaHacienda RV Resort/7130/18371	0	100.00	C
08/16	100-10-42700-50 East Valley Performance/7136/1458	0	100.00	C
08/16	100-10-42700-50 4 Sons/7137/154945	0	300.00	C
08/16	100-10-42700-50 Sky Haven/7135/1725	0	100.00	C
08/16	100-10-53965-10 M Blackstone/6795,7146/369650	0	427.18	C
08/16	100-10-53965-10 K Johnston/7118/2058	0	571.76	C
08/16	100-10-53965-10 A Kuhn/7114/10280051	0	167.49	C
08/16	100-10-53965-10 R Ochs/7117/6497	0	1,200.33	C
08/16	100-10-53965-10 P Bourgeois/7109/139	0	3,653.84	C
08/16	100-10-53965-10 P Perkins/7110/5472	0	837.98	C
08/18	WIRED MONEY TO GENERAL FUND	0	400.00	C
08/23	100-10-42078-40 Gold CanyonGolf Resort/7079/13989	0	1,428.24	C
08/23	100-10-42700-50 Superstition MHV/7027/14628	0	100.00	C
08/23	100-10-42600-15 LexisNexis/1848572162	0	20.00	C
08/23	100-10-42600-15 LexisNexis/1849928912	0	20.00	C
08/23	100-10-42600-15 LexisNexis/1846311463	0	20.00	C
08/23	100-10-42600-15 Clear Counsel Law Group/7139/9274	0	20.00	C
08/23	100-10-42600-15 Phillips Law Group/7141/1214	0	20.00	C
08/23	100-10-53965-10 A Kuhn/7114/0012467401	0	837.98	C
08/23	100-10-53965-10 Ro VandeKrol/7115/0022599193	0	390.74	C
08/23	100-10-53965-10 A Colby/7113/114	0	1,970.36	C
08/23	#REF!	0	498.44	C
08/26	100-90-49500-10 Rising Phx Restorations/7154/cash	0	6,800.00	C
73750.0 Revenue Transfer			Source Code Total: 937.09	
08/23	Transfer from 100 to 150 to Correct Payroll Fundin	0	(670.51)	C
08/24	Correct Hammer 8.19.22 Payroll Funding	0	1,607.60	C
90930.0 Warrants Redeemed			Source Code Total: (425,981.61)	
08/01	Paid Warrants	0	(1,989.35)	D
08/02	Paid Warrants	0	(749.17)	D
08/03	Paid Warrants	0	(10,790.13)	D
08/04	Paid Warrants	0	(15,116.35)	D
08/05	Paid Warrants	0	(6,875.78)	D
08/08	Paid Warrants	0	(105,317.55)	D
08/09	Paid Warrants	0	(30,276.35)	D
08/10	Paid Warrants	0	(8,237.28)	D
08/11	Paid Warrants	0	(6,647.12)	D
08/12	Paid Warrants	0	(725.00)	D
08/15	Paid Warrants	0	(41,517.53)	D
08/16	Paid Warrants	0	(670.65)	D
08/17	Paid Warrants	0	(11,008.86)	D
08/18	Paid Warrants	0	(1,994.47)	D
08/19	Paid Warrants	0	(1,877.85)	D
08/22	Paid Warrants	0	(15,069.07)	D
08/23	Paid Warrants	0	(4,326.65)	D
08/24	Paid Warrants	0	(114,587.45)	D
08/25	Paid Warrants	0	(7,650.20)	D



# Pinal County Treasurer


## Monthly Statement

Date Range: 8/1/2022 to 8/31/2022

08/26	Paid Warrants	0	(8,973.96)	D
08/29	Paid Warrants	0	(2,518.67)	D
08/30	Paid Warrants	0	(16,151.59)	D
08/31	Paid Warrants	0	(12,910.58)	D
91220.0	Disbursed by County Treasurer		Source Code Total: (894,642.83)	
08/04	Fire Employees Payroll Direct Deposit	0	(446,204.72)	D
08/18	Fire Employees Payroll Direct Deposit	0	(443,638.11)	D
08/22	FIRE EMPLOYEES PAYROLL DIRECT DEPOSIT	0	(4,800.00)	D
91260.0	Return Item Charge		Source Code Total: (25.00)	
08/05	Eileen Blackstone Ret Item Chg Rec # 314992	0	(25.00)	D
91270.0	Return Item Surcharge		Source Code Total: (6.25)	
08/05	Eileen Blackstone Ret Item Chg Rec # 314992	0	(6.25)	D
91280.0	Outgoing Wire Fee		Source Code Total: (60.00)	
08/04	Wire Transfer Chg P/R	0	(20.00)	D
08/18	Wire Transfer Chg P/R	0	(20.00)	D
08/22	WIRE TRANSFER CHG P/R	0	(20.00)	D
91290.0	Outgoing Wire Surcharge		Source Code Total: (15.00)	
08/04	Wire Transfer Chg P/R	0	(5.00)	D
08/18	Wire Transfer Chg P/R	0	(5.00)	D
08/22	WIRE TRANSFER CHG P/R	0	(5.00)	D
6116421001 Superstition Fire & Medical District			<b>Ending Balance: 615,303.45</b>	

### Warrant Detail

Item Name	Warrant	Amount	Issue Dt	Status Dt	Voucher
<b>6116421001 Superstition Fire &amp; Medical District</b>					Account Total: 533,497.07
Fund: 1102					Fund Total: 525,881.42
Status: OUTS					Status Total: 97,137.58 (M)
APACHE JUNCTION UNIFIED	1102032547	3,216.65	06/29/22	06/30/22	
APACHE JUNCTION UNIFIED	1102032548	4,549.99	06/29/22	06/30/22	
CSC ELECTRICAL CONTRACTOR, LLC	1102032561	348.33	06/29/22	06/30/22	
DBA SCOTT SAFETY	1102032575	66.91	06/29/22	06/30/22	
PITNEY BOWES	1102032672	125.09	08/03/22	08/03/22	
JST ENTERPRISES, LLC. DBA:	1102032683	565.00	08/03/22	08/03/22	
ERIC T. ELLSWORTH	1102032694	510.00	08/10/22	08/11/22	
FIRST CALL AUTO & INDUSTRIAL	1102032696	4,265.81	08/10/22	08/11/22	
RYAN PHILLIPS	1102032702	60.01	08/10/22	08/11/22	
A2Z TROPHY	1102032716	23.72	08/17/22	08/17/22	
AFLAC	1102032718	7,582.45	08/17/22	08/17/22	
APACHE JUNCTION UNIFIED	1102032719	1,423.89	08/17/22	08/17/22	
KANSAS STATE BANK OF MANHATTAN	1102032731	158.41	08/17/22	08/17/22	
MEDIACOM	1102032733	113.16	08/17/22	08/17/22	
CHASE	1102032744	12,372.65 (T)	08/24/22	08/25/22	
CSC ELECTRICAL CONTRACTOR, LLC	1102032750	122.00	08/24/22	08/25/22	
HUGHES FIRE EQUIPMENT, INC.	1102032751	55.25	08/24/22	08/25/22	
PROPHET NETWORK INTEGRATION, IN	1102032753	2,577.06	08/24/22	08/25/22	
PHOENIX TECHNOLOGY SOLUTIONS	1102032755	66.00	08/24/22	08/25/22	
GEOF SHIVELY	1102032756	634.50	08/24/22	08/25/22	
DENTURA DENTAL INSURANCE COMPANY	1102032761	209.66	08/24/22	08/25/22	
AIR JOLING AND HEATING LLC	1102032762	4,433.27	08/31/22	09/01/22	
DAWSON ENTERPRISES, INC	1102032763	259.90	08/31/22	09/01/22	
ARIZONA WATER CONDITIONING DBA	1102032764	421.89	08/31/22	09/01/22	
AT&T CORP	1102032765	1,381.58	08/31/22	09/01/22	
BPCWS, PLLC	1102032766	985.83	08/31/22	09/01/22	
JASON CHAPMAN	1102032767	634.50	08/31/22	09/01/22	




# Pinal County Treasurer

## Monthly Statement

Date Range: 8/1/2022 to 8/31/2022

CYMA SYSTEMS INC	1102032768	796.66	08/31/22	09/01/22
ROBERT E DEBOW JR. CONST, INC.	1102032769	549.00	08/31/22	09/01/22
FIRST CALL AUTO & INDUSTRIAL	1102032770	4,599.30	08/31/22	09/01/22
FREIGHTLINER OF ARIZONA, LLC	1102032771	706.98	08/31/22	09/01/22
RISING PHX RESTORATIONS	1102032772	589.00	08/31/22	09/01/22
GINCO PLUMBING LLC	1102032773	2,973.89	08/31/22	09/01/22
L.N. CURTIS & SONS	1102032774	2,036.53	08/31/22	09/01/22
MAGIC PEST CONTROL	1102032775	331.37	08/31/22	09/01/22
MCC - VICC	1102032776	1,050.00	08/31/22	09/01/22
MEDIACOM	1102032777	3,966.02	08/31/22	09/01/22
MEDIACOM	1102032778	4,328.44	08/31/22	09/01/22
SALT RIVER PROJECT	1102032779	7,724.64	08/31/22	09/01/22
SOUTHWEST GAS CORPORATION	1102032780	128.71	08/31/22	09/01/22
SOUTHWEST HAZARD PROTECTION	1102032781	9,330.05	08/31/22	09/01/22
ULTIMATE SOFTWARE GROUP, INC.	1102032782	4,205.48	08/31/22	09/01/22
MATLICK ENTERPRISES INC DBA	1102032783	569.10	08/31/22	09/01/22
UNITED HEALTHCARE INSURANCE CO	1102032784	6,088.90	08/31/22	09/01/22
Status: PAID				Status Total: 418,365.96
AA COOLING AND HEATING LLC	1102032545	4,664.26	06/29/22	08/31/22
ARIZONA BEST GARAGE DOOR	1102032551	925.00	06/29/22	08/01/22
CITY OF MESA	1102032556	39,518.66	06/29/22	08/15/22
COOKSON DOOR SALES OF AZ, INC	1102032557	2,874.90	06/29/22	08/17/22
ROBERT E DEBOW JR. CONST, INC.	1102032558	1,666.67	06/29/22	08/17/22
MUNICIPAL EMERGENCY SERV. INC.	1102032568	30,226.33	06/29/22	08/24/22
PRUDENTIAL OVERALL SUPPLY	1102032570	304.18	06/29/22	08/17/22
MATLICK ENTERPRISES INC DBA	1102032579	7,014.62	06/29/22	08/09/22
MATLICK ENTERPRISES INC DBA	1102032580	15,196.99	06/29/22	08/09/22
WELLS FARGO BANK, N.A.	1102032582	400.00	06/29/22	08/05/22
MUNICIPAL EMERGENCY SERV. INC.	1102032583	13,734.46	06/29/22	08/24/22
BUD'S BULK ICE SERVICE, INC	1102032605	1,036.85	07/13/22	08/01/22
FIRST CALL AUTO & INDUSTRIAL	1102032610	90.81	07/13/22	08/02/22
GALLOWAY ASSET MANAGEMENT, LLC	1102032611	950.00	07/13/22	08/09/22
7710 INSURANCE CO, LLC	1102032622	13,698.60	07/27/22	08/04/22
A-1 AUTO & MUFFLER REPAIR, LLC	1102032623	50.00	07/27/22	08/05/22
AA COOLING AND HEATING LLC	1102032624	141.95	07/27/22	08/03/22
AETNA BEHAVIORAL HEALTH, LLC	1102032625	844.80	07/27/22	08/03/22
APACHE JUNCTION UNIFIED	1102032626	1,423.89	07/27/22	08/09/22
WATER UTILITIES COMM FD DBA	1102032627	394.03	07/27/22	08/02/22
ARIZONA WATER COMPANY, INC.	1102032628	870.27	07/27/22	08/03/22
AT&T CORP	1102032629	1,482.34	07/27/22	08/05/22
ARIZONA BEST GARAGE DOOR	1102032630	429.39	07/27/22	08/11/22
BARTZ, KELLY	1102032631	27.50	07/27/22	08/01/22
EBO INVESTMENTS LLC, DBA	1102032632	331.34	07/27/22	08/05/22
CYMA SYSTEMS INC	1102032633	1,779.57	07/27/22	08/03/22
DELTA DENTAL OF ARIZONA	1102032634	6,032.19	07/27/22	08/03/22
DELTA DENTAL INSURANCE COMPANY	1102032635	178.22	07/27/22	08/05/22
EAST VALLEY WELLNESS CENTER	1102032636	725.00	07/27/22	08/12/22
FIRST CALL AUTO & INDUSTRIAL	1102032637	1,043.52	07/27/22	08/08/22
RISING PHX RESTORATIONS	1102032638	590.00	07/27/22	08/10/22
ROBERT HORNE FORD	1102032639	384.90	07/27/22	08/05/22
HUGHES FIRE EQUIPMENT, INC.	1102032640	1,146.29	07/27/22	08/04/22
KANSAS STATE BANK OF MANHATTAN	1102032641	158.41	07/27/22	08/04/22
L.N. CURTIS & SONS	1102032642	296.98	07/27/22	08/05/22
MEDIACOM	1102032643	113.05	07/27/22	08/04/22
CADWELL IRREVOCABLE TRUST III	1102032644	264.33	07/27/22	08/02/22



# Pinal County Treasurer

## Monthly Statement

Date Range: 8/1/2022 to 8/31/2022

PROSHRED SECURITY ARIZONA	1102032645	46.67	07/27/22	08/11/22
PHOENIX TECHNOLOGY SOLUTIONS	1102032646	66.00	07/27/22	08/05/22
RV STRIPES & GRAPHICS, INC.	1102032647	1,137.31	07/27/22	08/05/22
SOUTHWEST GROUND CONTROL, LLC	1102032648	1,136.65	07/27/22	08/09/22
TOSHIBA BUSINESS SOLUTIONS, INC	1102032649	176.96	07/27/22	08/03/22
TURBO & ELECTRIC SALES, INC	1102032650	2,154.52	07/27/22	08/05/22
UNITED HEALTHCARE INSURANCE CO	1102032651	103,561.48	07/27/22	08/08/22
VISION SERVICE PLAN	1102032652	944.39	07/27/22	08/03/22
WELLS FARGO BARNK, N.A.	1102032653	152.37	07/27/22	08/05/22
WEST DIRECT OIL, LLC	1102032654	528.23	07/27/22	08/08/22
WIST SUPPLY & EQUIPMENT CO	1102032655	241.80	07/27/22	08/05/22
ARIZONA WATER COMPANY, INC.	1102032656	232.95	08/03/22	08/11/22
ARIZONA PPE RECON, INC.	1102032657	1,968.00	08/03/22	08/09/22
ARIZONAWATERCONDITIONING DBA	1102032658	421.89	08/03/22	08/15/22
BANNER OCCUPATIONAL HEALTH-AZ	1102032659	140.00	08/03/22	08/10/22
LAUREN DANIEL	1102032660	204.32	08/03/22	08/22/22
FIRST CALL AUTO & INDUSTRIAL	1102032661	200.69	08/03/22	08/15/22
FLEETPRIDE, INC	1102032662	344.91	08/03/22	08/11/22
FREIGHTLINER OF ARIZONA, LLC	1102032663	1,485.46	08/03/22	08/09/22
ST HELEN AUTO & HARDWARE, INC.	1102032664	559.94	08/03/22	08/15/22
RISING PHX RESTORATIONS	1102032665	989.00	08/03/22	08/10/22
GORDAN-DARBY ARIZONA TESTING	1102032666	634.89	08/03/22	08/25/22
ROBERT HORNE FORD	1102032667	147.20	08/03/22	08/18/22
ES FIRE EQUIPMENT, INC.	1102032668	64.44	08/03/22	08/11/22
MAGIC PEST CONTROL	1102032669	331.37	08/03/22	08/19/22
MEDIACOM	1102032670	4,232.68	08/03/22	08/11/22
MEDIACOM	1102032671	380.64	08/03/22	08/11/22
PROPHET NETWORK INTEGRATION, IN	1102032673	434.72	08/03/22	08/11/22
DAVID R. POHLMANN	1102032674	184.32	08/03/22	08/08/22
REDBURN TIRE COMPANY, INC.	1102032675	180.07	08/03/22	08/10/22
WASTE CONNECTIONS OF ARIZONA	1102032676	186.41	08/03/22	08/11/22
WEX BANK, INC.	1102032677	2,484.96	08/03/22	08/17/22
SOUTHWEST GAS CORPORATION	1102032678	130.99	08/03/22	08/11/22
SUPERSTITION SAFETY SERV, LLC	1102032679	163.32	08/03/22	08/11/22
ULINE INC	1102032680	274.51	08/03/22	08/10/22
ULTIMATE SOFTWARE GROUP, INC.	1102032681	2.18	08/03/22	08/10/22
MATLICK ENTERPRISES INC DBA	1102032682	4,093.01	08/03/22	08/10/22
U.S. BANK NATIONAL ASSOCIATION	1102032684	160.43	08/03/22	08/15/22
WAXIE'S ENTERPRISES, INC	1102032685	1,968.51	08/03/22	08/10/22
WILD WEST DIRT WORKS, LLC	1102032686	333.34	08/03/22	08/18/22
AETNA BEHAVIORAL HEALTH, LLC	1102032687	860.16	08/10/22	08/17/22
ALLIED WASTE TRANS, INC.	1102032688	1,079.58	08/10/22	08/23/22
ARIZONA WATER COMPANY, INC.	1102032689	162.08	08/10/22	08/19/22
CENTRAL ARIZONA SUPPLY	1102032690	7.84	08/10/22	08/17/22
CITY OF APACHE JUNCTION	1102032691	11,266.64	08/10/22	08/22/22
COOKSON DOOR SALES OF AZ, INC	1102032692	11.02	08/10/22	08/17/22
DONNOE & ASSOCIATES, INC	1102032693	385.00	08/10/22	08/23/22
ELLIOTT AUTO SUPPLY CO, INC.	1102032695	676.40	08/10/22	08/24/22
FRFIGHTLINER OF ARIZONA, LLC	1102032697	86.33	08/10/22	08/17/22
G ) PLUMBING LLC	1102032698	844.37	08/10/22	08/22/22
ZACHARY LEON	1102032699	655.92	08/10/22	08/15/22
MCC - VICC	1102032700	1,050.00	08/10/22	08/18/22
KEVIN MONTGOMERY	1102032701	601.32	08/10/22	08/16/22
PROPHET NETWORK INTEGRATION, IN	1102032703	355.40	08/10/22	08/22/22
PRUDENTIAL OVERALL SUPPLY	1102032704	912.43	08/10/22	08/17/22



# Pinal County Treasurer

## Monthly Statement

Date Range: 8/1/2022 to 8/31/2022

CENTURYLINK	1102032705	301.36	08/10/22	08/19/22
RV STRIPES & GRAPHICS, INC.	1102032706	283.04	08/10/22	08/19/22
ALENA SAMPSON	1102032707	1,410.00	08/10/22	08/17/22
SUPERSTITION MOUNTAINS CFD #1	1102032708	163.93	08/10/22	08/18/22
SUPERSTITION SAFETY SERV, LLC	1102032709	2,398.34	08/10/22	08/22/22
TOSHIBA BUSINESS SOLUTIONS, INC	1102032710	176.96	08/10/22	08/17/22
MATLICK ENTERPRISES INC DBA	1102032711	213.41	08/10/22	08/17/22
U S BANK	1102032712	800.00	08/10/22	08/19/22
WILD WEST DIRT WORKS, LLC	1102032713	300.00	08/10/22	08/18/22
POWER ACQUISITION, LLC.	1102032714	69.33	08/10/22	08/16/22
7710 INSURANCE CO, LLC	1102032715	13,698.60	08/17/22	08/24/22
AA COOLING AND HEATING LLC	1102032717	334.67	08/17/22	08/24/22
WATER UTILITIES COMM FD DBA	1102032720	345.08	08/17/22	08/24/22
APACHE STONE, LLC	1102032721	1,252.16	08/17/22	08/29/22
ARIZONA WATER COMPANY, INC.	1102032722	116.19	08/17/22	08/25/22
ARIZONA PPE RECON, INC.	1102032723	180.00	08/17/22	08/24/22
COLBY WELDING & RADIATOR, INC.	1102032724	1,179.52	08/17/22	08/25/22
COPPER STATE BOLT & NUT CO	1102032725	35.16	08/17/22	08/24/22
CUMMINS ROCKY MOUNTAIN, LLC	1102032726	74.70	08/17/22	08/23/22
FLEETPRIDE, INC	1102032727	309.95	08/17/22	08/26/22
LIBERTY WATER COMPANY, INC.	1102032728	72.69	08/17/22	08/24/22
LIBERTY WATER COMPANY, INC.	1102032729	195.51	08/17/22	08/29/22
HUGHES FIRE EQUIPMENT, INC.	1102032730	5,834.51	08/17/22	08/30/22
NIL & COMPANY, INC	1102032732	42,216.78	08/17/22	08/24/22
SALT RIVER PROJECT	1102032734	8,664.01	08/17/22	08/26/22
STANDARD INSURANCE COMPANY	1102032735	11,586.94	08/17/22	08/24/22
SUPERSTITION SAFETY SERV, LLC	1102032736	533.34	08/17/22	08/24/22
MATLICK ENTERPRISES INC DBA	1102032737	947.00	08/17/22	08/24/22
VERIZON WIRELESS SERVICES LLC	1102032738	1,149.18	08/17/22	08/25/22
WAXIE'S ENTERPRISES, INC	1102032739	842.88	08/17/22	08/23/22
AA COOLING AND HEATING LLC	1102032740	149.95	08/24/22	08/31/22
WATER UTILITIES COMM FD DBA	1102032741	72.66	08/24/22	08/30/22
ARIZONA WATER COMPANY, INC.	1102032742	1,454.34	08/24/22	08/31/22
ARIZONA PPE RECON, INC.	1102032743	2,290.00	08/24/22	08/30/22
CITY OF MESA	1102032748	6,229.36	08/24/22	08/31/22
CADWELL IRREVOCABLE TRUST III	1102032752	264.33	08/24/22	08/31/22
BRADLEY POWERS	1102032754	1,071.00	08/24/22	08/29/22
U.S. BANK NATIONAL ASSOCIATION	1102032757	148.34	08/24/22	08/31/22
VISION SERVICE PLAN	1102032758	912.99	08/24/22	08/30/22
POWER ACQUISITION, LLC.	1102032759	952.53	08/24/22	08/30/22
DELTA DENTAL OF ARIZONA	1102032760	6,088.90	08/24/22	08/30/22
Status: VOID				Status Total: 10,377.88
MEDIACOM	1102032273	113.30	04/20/22	08/30/22
MEDIACOM	1102032595	3,966.02	07/06/22	08/30/22
DELTA DENTAL INSURANCE COMPANY	1102032749	6,298.56	08/24/22	08/25/22
Fund: 1103				Fund Total: 7,615.65
Status: PAID				Status Total: 7,615.65
AZ FF RETIREE HEALTH TRUST FUND	1103018427	1,350.00	08/05/22	08/25/22
SUPPORT PAYMENT CLEARINGHOUSE	1103018428	1,100.74	08/05/22	08/09/22
CHASE L ANDREWS	1103018429	1,484.86	08/19/22	08/23/22
APOLO TAASE	1103018430	769.68	08/19/22	08/25/22
ALEXANDER AVAKIAN	1103018431	459.63	08/19/22	08/23/22
AZ FF RETIREE HEALTH TRUST FUND	1103018432	1,350.00	08/19/22	08/25/22
SUPPORT PAYMENT CLEARINGHOUSE	1103018433	1,100.74	08/19/22	08/25/22



# Pinal County Treasurer

## Monthly Statement

Date Range: 8/1/2022 to 8/31/2022

	Count	Amount
Total OUTS:	44	97,137.58
Total PAID:	140	425,981.61
Total VOID:	3	10,377.88



CASH RECEIPTS

August 2022 M & O DEPOSITS

Date	Control #	Amount	Account #	Description
8/2/2022	381673	✓ 30,000.00	100-90-49500-10	Rising Phx Restorations/7098/cash
		✓ 2,477.80	100-10-53965-10	PSPRS/7102 /215550
		✓ 100.00	100-10-42700-50	VFW Post 9388/7087/3042
		✓ 20.00	100-10-42600-15	Jones Raczkowski Thomas/7085/030457
		✓ 20.00	100-10-42600-15	Breyer Law/7083/27177
		✓ 100.00	100-10-42700-50	EI Dorado Mobile Estates/7100/2709
		<b>32,717.80</b>		
8/4/2022	381783	✓ 20.00	100-10-45900-10	Blackstone Consulting/7099
		✓ 20.00	100-10-45900-10	Partner Engineering & Science/7101
		✓ 20.00	100-10-45900-10	Partner Engineering & Science/7101
		✓ 421.76	100-10-53965-10	Suniga/7053
		✓ 1,040.00	100-10-42750-50	Compliance Engine Revenue Share - July
	(E1)	<b>1,521.76</b>		Wire Transfer
8/11/2022		✓ 20.00	100-10-45900-10	Partner Engineering & Science/7107
		✓ 20.00	100-10-45900-10	Partner Engineering & Science/7107
	(F2)	<b>40.00</b>		Wire Transfer
8/16/2022		✓ 500.00	100-10-53960-10	PSPRS/7144/077667
		✓ 4,746.27	100-10-42025-41	AZFORM/7143/210564297
		✓ 700.98	100-10-42200-41	Antenna Sites/7142/20869
		✓ 200.00	100-10-43300-50	CITOAJ/2022-535&629/219002
		✓ 1,100.00	100-10-43300-50	CITOAJ/2022-634,689,694,695,696,697,698,699,700,605,609/219084
		<b>7,247.25</b>		
		✓ 427.18	100-10-53965-10	M Blackstone/6795,7146/369650
		✓ 571.76	100-10-53965-10	K Johnston/7118/2058
		✓ 187.49	100-10-53965-10	A Kuhn/7114/10280051
		✓ 1,200.33	100-10-53965-10	R Ochs/7117/6497
		✓ 3,653.84	100-10-53965-10	P Bourgeois/7109/139
		✓ 837.98	100-10-53965-10	P Perkins/7110/5472
		<b>6,858.58</b>		
		✓ 20.00	100-10-45900-10	J Corey/7104/2661
		✓ 20.00	100-10-45900-10	Bradshaw Firm/7105/4217
		✓ 20.00	100-10-45900-10	Compex/7093/30444622
		✓ 20.00	100-10-45900-10	Goldberg & Osborne/7084/1000086982
		✓ 10.00	100-10-45900-10	R Rome/7103/1313
		✓ 100.00	100-10-42700-50	La Hacienda RV Resort/7130/18371
		✓ 100.00	100-10-42700-50	East Valley Performance/7136/1458
		✓ 300.00	100-10-42700-50	4 Sons/7137/154945
		✓ 100.00	100-10-42700-50	Sky Haven/7135/1725
		<b>690.00</b>		
8/18/2022		✓ 100.00	100-10-42700-50	Hand-Up Guidance/7121
		✓ 100.00	100-10-42700-50	Pizza Hut/7131
		✓ 100.00	100-10-42700-50	Sunrise RV Resort/7132
		✓ 100.00	100-10-42700-50	Tumbleweed Grill/7120
	(F3)	<b>400.00</b>		
8/23/2022		✓ 1,428.24	100-10-42078-40	Gold Canyon Golf Resort/7079/13989
		✓ 100.00	100-10-42700-50	Superstition MHV/7027/14628
		✓ 20.00	100-10-42600-15	LexisNexis/ /1848572162
		✓ 20.00	100-10-42600-15	LexisNexis/ /1849928912
		✓ 20.00	100-10-42600-15	LexisNexis/ /1846311463
		✓ 20.00	100-10-42600-15	Clear Counsel Law Group/7139/9274
		✓ 20.00	100-10-42600-15	Phillips Law Group/7141/1214
		✓ 837.98	100-10-53965-10	A Kuhn/7114/0012467401
		✓ 390.74	100-10-53965-10	Ro VandeKrol/7115/0022599193
		✓ 1,970.36	100-10-53965-10	A Colby/7113/114
		✓ 498.44	100-10-53965-10	Ra VandeKrol/7147/0011858896
		<b>5,325.76</b>		
8/25/2022		✓ 6,800.00	100-90-49500-10	Rising Phx Restorations/7154/cash
		<b>6,800.00</b>		
8/5/2022		\$ ✓ (395.93)	100-10-53965-10	Check Returned NSF
August 2022 Totals		<b>61,205.22</b>		

(F)



Control No.

381783

# Pinal County Treasurer Pending Treasurer Receipt

Treasurer's Office Use

Receipt No.:

Posted By:

Receipt Date: 8/4/2022      Cash: \$0.00      Submitted By: MichelleKlemesrud1  
 Total Amount: \$1,521.76      Check: \$0.00      Department: Superstition Fire & Medical District  
    Wire/Direct Deposit: \$1,521.76  
    Credit Card: \$0.00

GL	Source	Cost	Object	Subsid	Subled	Type	Notes	Amount
6116421001	73160.0						WIRED MONEY TO GENERAL FUND	\$1,521.76

(FI)



Control No. 382125

# Pinal County Treasurer Pending Treasurer Receipt

Treasurer's Office Use

Receipt No.: \_\_\_\_\_

Posted By: \_\_\_\_\_

Receipt Date: 8/11/2022      Cash: \$0.00      Submitted By: MichelleKlemesrud1

Total Amount: \$40.00      Check: \$0.00      Department: Supersiftion Fire & Medical District

Wire/Direct Deposit: \$40.00

Credit Card: \$0.00

GL	Source	Cost	Object	Subsid	Subled	Type	Notes	Amount
6116421001	73160.0						WIRED MONEY TO GENERAL FUND	\$40.00

P2



Control No. 382437

# Pinal County Treasurer Pending Treasurer Receipt

Treasurer's Office Use

Receipt No.:

Posted By:

Receipt Date: 8/18/2022      Cash: \$0.00      Submitted By: MichelleKlemesrud1  
 Total Amount: \$400.00      Check: \$0.00      Department: Superstition Fire & Medical District  
                                  Wire/Direct Deposit: \$400.00  
                                  Credit Card: \$0.00

GL	Source	Cost	Object	Subsid	Subled	Type	Notes	Amount
6116421001	73160.0						WIRED MONEY TO GENERAL FUND	\$400.00

**f3**

**Superstition Fire & Medical District**  
**AR Payment Register (Detail)**  
 Bank ID: Equal To d

Check No. / Payment ID	Payee Name / Customer Name	Invoice No. / Account Number	Amount Paid
<b>BANK: D - M &amp; 0 GENERAL FUND CHECKING</b>			
<b>DEPOSIT: 3,161      DATE: 08/02/22</b>			
2709	(ONETIMECUST)	Check Invoice : 007100	\$100.00 \$100.00
CHECK # 2709 TOTAL:			\$100.00
DEPOSIT 3,161 TOTAL:			\$100.00 ✓
<b>DEPOSIT: 3,162      DATE: 08/02/22</b>			
CASH	Rising Phx Restor/7098/cash (ONETIMECUST)	Cash Invoice : 007098	\$30,000.00 \$30,000.00
CASH TOTAL:			\$30,000.00 ✓
7102	PSPRS/7102/215550	Check	\$2,477.80
	Public Safety Retirement Sys. (PSPRS/COBRA)	Invoice : 007102	-\$189.54
	Public Safety Retirement Sys. (PSPRS/COBRA)	Invoice : 007102	-\$62.18
	Public Safety Retirement Sys. (PSPRS/COBRA)	Invoice : 007102	\$124.35
	Public Safety Retirement Sys. (PSPRS/COBRA)	Invoice : 007102	\$135.65
	Public Safety Retirement Sys. (PSPRS/COBRA)	Invoice : 007102	\$260.00
	Public Safety Retirement Sys. (PSPRS/COBRA)	Invoice : 007102	\$124.35
	Public Safety Retirement Sys. (PSPRS/COBRA)	Invoice : 007102	\$135.65
	Public Safety Retirement Sys. (PSPRS/COBRA)	Invoice : 007102	\$150.00
	Public Safety Retirement Sys. (PSPRS/COBRA)	Invoice : 007102	\$260.00
	Public Safety Retirement Sys. (PSPRS/COBRA)	Invoice : 007102	\$260.00
	Public Safety Retirement Sys. (PSPRS/COBRA)	Invoice : 007102	\$65.08
	Public Safety Retirement Sys. (PSPRS/COBRA)	Invoice : 007102	\$194.92
	Public Safety Retirement Sys. (PSPRS/COBRA)	Invoice : 007102	\$260.00
	Public Safety Retirement Sys. (PSPRS/COBRA)	Invoice : 007102	\$150.00
	Public Safety Retirement Sys. (PSPRS/COBRA)	Invoice : 007102	\$65.08
	Public Safety Retirement Sys. (PSPRS/COBRA)	Invoice : 007102	\$194.92
	Public Safety Retirement Sys. (PSPRS/COBRA)	Invoice : 007102	\$32.02
	Public Safety Retirement Sys. (PSPRS/COBRA)	Invoice : 007102	\$117.98
	Public Safety Retirement Sys. (PSPRS/COBRA)	Invoice : 007102	\$199.52
CHECK # 7102 TOTAL:			\$2,477.80 ✓
3042	VFW Post 9388/7087/3042 (ONETIMECUST)	Check Invoice : 007087	\$100.00 \$100.00
CHECK # 3042 TOTAL:			\$100.00 ✓
27177	Breyer Law/7083/27127 (ONETIMECUST)	Check Invoice : 007083	\$20.00 \$20.00
CHECK # 27177 TOTAL:			\$20.00 ✓
DEPOSIT 3,162 TOTAL:			\$32,597.80
<b>DEPOSIT: 3,163      DATE: 08/04/22</b>			
118282281	Blackstone Consulting/7099 (ONETIMECUST)	Credit Card Invoice : 007099	\$20.00 \$20.00
CREDIT CARD # 118282281 TOTAL:			\$20.00 ✓
118531246	Partner Eng & Science/7101 (ONETIMECUST)	Credit Card Invoice : 007101	\$20.00 \$20.00
CREDIT CARD # 118531246 TOTAL:			\$20.00 ✓
118531461	Partner Eng & Science/7101 (ONETIMECUST)	Credit Card Invoice : 007101	\$20.00 \$20.00
CREDIT CARD # 118531461 TOTAL:			\$20.00 ✓
118427854	J Suniga/7053 John Suniga (SUNIJ)	Credit Card Invoice : 007053	\$421.76 \$421.76
CREDIT CARD # 118427854 TOTAL:			\$421.76
DEPOSIT 3,163 TOTAL:			\$481.76
<b>DEPOSIT: 3,164      DATE: 08/03/22</b>			

**Superstition Fire & Medical District**  
AR Payment Register (Detail)

Bank ID: Equal To d

Check No. / Payment ID	Payee Name / Customer Name	Invoice No. / Account Number	Amount Paid
<b>BANK: D - M &amp; 0 GENERAL FUND CHECKING</b>			
<b>DEPOSIT: 3,164</b>		<b>DATE: 08/03/22</b>	<b>(CONTINUED)</b>
2661	(ONETIMECUST)	Check Invoice : 007104	\$20.00 \$20.00
CHECK # 2661 TOTAL:			\$20.00 ✕
4217	(ONETIMECUST)	Check Invoice : 007105	\$20.00 \$20.00
CHECK # 4217 TOTAL:			\$20.00 ✕
DEPOSIT 3,164 TOTAL:			\$40.00
<b>DEPOSIT: 3,165</b>		<b>DATE: 08/11/22</b>	
118724911	Partner Engin&Science/7107 (ONETIMECUST) (ONETIMECUST)	Credit Card Invoice : 007107 Invoice : 007107	\$40.00 \$20.00 \$20.00
CREDIT CARD # 118724911 TOTAL:			\$40.00
DEPOSIT 3,165 TOTAL:			\$40.00
<b>DEPOSIT: 3,166</b>		<b>DATE: 08/15/22</b>	
1214	(ONETIMECUST)	Check Invoice : 007141	\$20.00 \$20.00
CHECK # 1214 TOTAL:			\$20.00 ✕
DEPOSIT 3,166 TOTAL:			\$20.00
<b>POSIT: 3,168</b>		<b>DATE: 08/16/22</b>	
77667	PSPRS/7144/077667 (ONETIMECUST)	Check Invoice : 007144	\$500.00 \$500.00
CHECK # 77667 TOTAL:			\$500.00 ✕
210564297	AZFORFM/7143/210564297 AZ Department of Forestry (AZFORFM) AZ Department of Forestry (AZFORFM)	Check Invoice : 007143 Invoice : 007143	\$4,746.27 \$3,737.48 \$1,008.79
CHECK # 210564297 TOTAL:			\$4,746.27 ✕
20869	Antenna Sites/7142/20869 Antenna Sites, Inc. (ANTSIT)	Check Invoice : 007142	\$700.98 \$700.98
CHECK # 20869 TOTAL:			\$700.98 ✕
219002	City of AJ/2022-535,628/219002 City of Apache Junction (CITOAJ) City of Apache Junction (CITOAJ)	Check Invoice : 2022-628 Invoice : 2022-535	\$200.00 \$100.00 \$100.00
CHECK # 219002 TOTAL:			\$200.00 ✓
219084	CofAJ/2022-634,689,694+/219084 City of Apache Junction (CITOAJ) City of Apache Junction (CITOAJ) City of Apache Junction (CITOAJ) City of Apache Junction (CITOAJ) City of Apache Junction (CITOAJ) City of Apache Junction (CITOAJ) City of Apache Junction (CITOAJ) City of Apache Junction (CITOAJ) City of Apache Junction (CITOAJ) City of Apache Junction (CITOAJ) City of Apache Junction (CITOAJ) City of Apache Junction (CITOAJ) City of Apache Junction (CITOAJ)	Check Invoice : 2022-634 Invoice : 2022-609 Invoice : 2022-605 Invoice : 2022-700 Invoice : 2022-699 Invoice : 2022-698 Invoice : 2022-697 Invoice : 2022-696 Invoice : 2022-695 Invoice : 2022-694 Invoice : 2022-689	\$1,100.00 \$100.00 \$100.00 \$100.00 \$100.00 \$100.00 \$100.00 \$100.00 \$100.00 \$100.00 \$100.00 \$100.00
CHECK # 219084 TOTAL:			\$1,100.00 ✓
DEPOSIT 3,168 TOTAL:			\$7,247.25
<b>DEPOSIT: 3,169</b>		<b>DATE: 08/16/22</b>	
369650	M Blackstone/6795,7146/369650	Check	\$427.18

**Superstition Fire & Medical District**  
**AR Payment Register (Detail)**  
 Bank ID: Equal To d

Check No. / Payment ID	Payee Name / Customer Name	Invoice No. / Account Number	Amount Paid
<b>BANK: D - M &amp; 0 GENERAL FUND CHECKING</b>			<b>(CONTINUED)</b>
<b>DEPOSIT: 3,169</b>	<b>DATE: 08/16/22</b>		
	Mark Blackstone (BLACMA)	Invoice : 007097	\$376.84
	Mark Blackstone (BLACMA)	Invoice : 007146	\$31.25
	Mark Blackstone (BLACMA)	Invoice : 007097	\$19.09
		<b>CHECK # 369650 TOTAL:</b>	<u>\$427.18</u> ✓
2058	<b>K Johnston/7118/2058</b>	<b>Check</b>	\$571.76
	Kevin Johnston (JOHK)	Invoice : 007118	\$571.76
		<b>CHECK # 2058 TOTAL:</b>	<u>\$571.76</u> ✓
10280051	<b>A Kuhn/7114/10280051</b>	<b>Check</b>	\$167.49
	Andy Kuhn (KUHNA)	Invoice : 007057	\$167.49
		<b>CHECK # 10280051 TOTAL:</b>	<u>\$167.49</u> ✓
6497	<b>R Ochs/7117/6497</b>	<b>Check</b>	\$1,200.33
	Richard Ochs (OCHSR)	Invoice : 007117	\$1,188.73
	Richard Ochs (OCHSR)	Invoice : 007117	\$11.60
		<b>CHECK # 6497 TOTAL:</b>	<u>\$1,200.33</u> ✓
139	<b>P Bourgeois/7109/139</b>	<b>Check</b>	\$3,653.84
	Paul Bourgeois (BOUP)	Invoice : 007051	\$1,826.92
	Paul Bourgeois (BOUP)	Invoice : 007109	\$1,826.92
		<b>CHECK # 139 TOTAL:</b>	<u>\$3,653.84</u> ✓
5472	<b>P Perkins/7110/5472</b>	<b>Check</b>	\$837.98
	Paul Perkins (PERKP)	Invoice : 007110	\$837.98
		<b>CHECK # 5472 TOTAL:</b>	<u>\$837.98</u> ✓
		<b>DEPOSIT 3,169 TOTAL:</b>	<u>\$6,858.58</u>
<b>DEPOSIT: 3,170</b>			<b>DATE: 08/16/22</b>
30444622	<b>Compex/7093/30444622</b>	<b>Check</b>	\$20.00
	(ONETIMECUST)	Invoice : 007093	\$20.00
		<b>CHECK # 30444622 TOTAL:</b>	<u>\$20.00</u> ✓
1000086982	<b>Goldberg&amp;Osborne/7084/10000869</b>	<b>Check</b>	\$20.00
	(ONETIMECUST)	Invoice : 007084	\$20.00
		<b>CHECK # 1000086982 TOTAL:</b>	<u>\$20.00</u> ✓
1313	<b>R Rome/7103/1313</b>	<b>Check</b>	\$10.00
	(ONETIMECUST)	Invoice : 007103	\$10.00
		<b>CHECK # 1313 TOTAL:</b>	<u>\$10.00</u> ✓
18371	<b>LaHacienda/7130/18371</b>	<b>Check</b>	\$100.00
	(ONETIMECUST)	Invoice : 007130	\$100.00
		<b>CHECK # 18371 TOTAL:</b>	<u>\$100.00</u> ✓
1458	<b>E Valley Performance/7136/1458</b>	<b>Check</b>	\$100.00
	(ONETIMECUST)	Invoice : 007136	\$100.00
		<b>CHECK # 1458 TOTAL:</b>	<u>\$100.00</u> ✓
154945	<b>4 Sons/7137/154945</b>	<b>Check</b>	\$300.00
	(ONETIMECUST)	Invoice : 007137	\$100.00
	(ONETIMECUST)	Invoice : 007137	\$100.00
	(ONETIMECUST)	Invoice : 007137	\$100.00
		<b>CHECK # 154945 TOTAL:</b>	<u>\$300.00</u> ✓
1725	<b>Sky Haven/7135/1725</b>	<b>Check</b>	\$100.00
	(ONETIMECUST)	Invoice : 007135	\$100.00
		<b>CHECK # 1725 TOTAL:</b>	<u>\$100.00</u> ✓
		<b>DEPOSIT 3,170 TOTAL:</b>	<u>\$650.00</u>
<b>DEPOSIT: 3,171</b>	<b>DATE: 08/18/22</b>		
119235614	<b>Tumbleweed Grill/7120</b>	<b>Credit Card</b>	\$100.00

AR Payment Register (Detail)

Bank ID: Equal To d

Check No. / Payment ID	Payee Name / Customer Name	Invoice No. / Account Number	Amount Paid
<b>BANK: D - M &amp; 0 GENERAL FUND CHECKING</b>			
<b>DEPOSIT: 3,171</b>	<b>DATE: 08/18/22</b>		<b>(CONTINUED)</b>
	(ONETIMECUST)	Invoice : 007120	\$100.00
		CREDIT CARD # 119235614 TOTAL:	\$100.00 ✓
119136299	Hand Up Guidance/7121 (ONETIMECUST)	Credit Card Invoice : 007121	\$100.00 \$100.00
		CREDIT CARD # 119136299 TOTAL:	\$100.00 ✓
119137559	Pizza Hut/7131 (ONETIMECUST)	Credit Card Invoice : 007131	\$100.00 \$100.00
		CREDIT CARD # 119137559 TOTAL:	\$100.00 ✓
119166730	Sunrise RV Resort/7132 (ONETIMECUST)	Credit Card Invoice : 007132	\$100.00 \$100.00
		CREDIT CARD # 119166730 TOTAL:	\$100.00 ✓
		<b>DEPOSIT 3,171 TOTAL:</b>	<b>\$400.00</b>
<b>DEPOSIT: 3,172</b>	<b>DATE: 08/22/22</b>		
6956,6956R	Raindance MHP 6956,6956R (ONETIMECUST) (ONETIMECUST)	Transfer Invoice : 006956 Invoice : 006956R	\$0.00 \$100.00 -\$100.00
		TRANSFER TOTAL:	\$0.00
		<b>DEPOSIT 3,172 TOTAL:</b>	<b>\$0.00</b>
<b>DEPOSIT: 3,173</b>	<b>DATE: 08/22/22</b>		
7119,7119R	S Ramirez,7119,7119R Sammy Ramirez (RAMS) Sammy Ramirez (RAMS)	Transfer Invoice : 007119 Invoice : 7119R	\$0.00 \$453.71 -\$453.71
		TRANSFER TOTAL:	\$0.00
		<b>DEPOSIT 3,173 TOTAL:</b>	<b>\$0.00</b>
<b>DEPOSIT: 3,174</b>	<b>DATE: 08/22/22</b>		
7116,7116R	R VandeKrol,7116,7116R Randy VandeKrol (VANDRA) Randy VandeKrol (VANDRA) Randy VandeKrol (VANDRA) Randy VandeKrol (VANDRA)	Transfer Invoice : 007116 Invoice : 7116R Invoice : 7116R Invoice : 007116	\$0.00 \$486.84 -\$486.84 -\$11.60 \$11.60
		TRANSFER TOTAL:	\$0.00
		<b>DEPOSIT 3,174 TOTAL:</b>	<b>\$0.00</b>
<b>DEPOSIT: 3,175</b>	<b>DATE: 08/23/22</b>		
13989	GoldCanyGolfResort/7079/13989 (ONETIMECUST) (ONETIMECUST) (ONETIMECUST)	Check Invoice : 007150 Invoice : 007150 Invoice : 007150	\$1,428.24 \$353.40 \$396.84 \$678.00
		CHECK # 13989 TOTAL:	\$1,428.24 ✓
14628	Superstition MHV/7027/14628 (ONETIMECUST)	Check Invoice : 007027	\$100.00 \$100.00
		CHECK # 14628 TOTAL:	\$100.00 ✓
9274	Clear Counsel Law Gr/7139/9274 (ONETIMECUST)	Check Invoice : 007139	\$20.00 \$20.00
		CHECK # 9274 TOTAL:	\$20.00 ✓
0012467401	A Kuhn/7114/0012467401 Andy Kuhn (KUHNA)	Check Invoice : 007114	\$837.98 \$837.98
		CHECK # 0012467401 TOTAL:	\$837.98 ✓



**Superstition Fire & Medical District**

**AR Payment Register (Detail)**

Bank ID: Equal To d

Check No. / Payment ID	Payee Name / Customer Name	Invoice No. / Account Number	Amount Paid
<b>BANK: D - M &amp; 0 GENERAL FUND CHECKING</b>			
<b>DEPOSIT: 3,175</b>		<b>DATE: 08/23/22</b>	<b>(CONTINUED)</b>
0022599193	Ro Vande Krol/7115/0022599193	Check	\$390.74
	Robert Vande Krol (VANDRO)	Invoice : 007115	\$379.14
	Robert Vande Krol (VANDRO)	Invoice : 007115	\$11.60
CHECK # 0022599193 TOTAL:			\$390.74 ✓
114	A Colby/7113/114	Check	\$1,970.36
	Drew Colby (COLBDR)	Invoice : 007113	\$1,951.27
	Drew Colby (COLBDR)	Invoice : 007113	\$19.09
CHECK # 114 TOTAL:			\$1,970.36 ✓
0011858896	Ra VandeKrol/7147/0011858896	Check	\$498.44
	Randy VandeKrol (VANDRA)	Invoice : 007147	\$376.84
	Randy VandeKrol (VANDRA)	Invoice : 007147	\$11.60
	Randy VandeKrol (VANDRA)	Invoice : 007147	\$110.00
CHECK # 0011858896 TOTAL:			\$498.44 ✓
DEPOSIT 3,175 TOTAL:			\$5,245.76
<b>DEPOSIT: 3,176</b>		<b>DATE: 08/24/22</b>	
CASH	(ONETIMECUST)	Cash	\$10.00
		Invoice : 007152	\$10.00
CASH TOTAL:			\$10.00
DEPOSIT 3,176 TOTAL:			\$10.00
<b>DEPOSIT: 3,177</b>		<b>DATE: 08/25/22</b>	
CASH	Rising Phx Restorations/7154	Cash	\$6,800.00
	(ONETIMECUST)	Invoice : 007154	\$6,800.00
CASH TOTAL:			\$6,800.00 ✓
DEPOSIT 3,177 TOTAL:			\$6,800.00
<b>DEPOSIT: 3,178</b>		<b>DATE: 08/25/22</b>	
1848572162	LexisNexis/7151/1848572162	Check	\$20.00
	(ONETIMECUST)	Invoice : 007151	\$20.00
CHECK # 1848572162 TOTAL:			\$20.00 ✓
1849928912	LexisNexis/7151/1849928912	Check	\$20.00
	(ONETIMECUST)	Invoice : 007151	\$20.00
CHECK # 1849928912 TOTAL:			\$20.00 ✓
1846311463	LexisNexis/7151/1846311463	Check	\$20.00
	(ONETIMECUST)	Invoice : 007151	\$20.00
CHECK # 1846311463 TOTAL:			\$20.00 ✓
DEPOSIT 3,178 TOTAL:			\$60.00
<b>DEPOSIT: 3,179</b>		<b>DATE: 08/30/22</b>	
CASH	(ONETIMECUST)	Cash	\$20.00
		Invoice : 007158	\$20.00
CASH TOTAL:			\$20.00
CASH	(ONETIMECUST)	Cash	\$24.00
		Invoice : 007159	\$24.00
CASH TOTAL:			\$24.00
DEPOSIT 3,179 TOTAL:			\$44.00
<b>DEPOSIT: 3,180</b>		<b>DATE: 08/30/22</b>	
007060,007060R	B Wyatt,007060,00706R	Transfer	\$0.00

Superstition Fire & Medical District

AR Payment Register (Detail)

Bank ID: Equal To d

Check No. / Payment ID	Payee Name / Customer Name	Invoice No. / Account Number	Amount Paid
BANK: D - M & 0 GENERAL FUND CHECKING			(CONTINUED)
DEPOSIT: 3,180	DATE: 08/30/22		
	Brian Wyatt (WYATB)	Invoice : 007060	\$903.06
	Brian Wyatt (WYATB)	Invoice : 007060R	-\$903.06
		TRANSFER TOTAL:	\$0.00
		DEPOSIT 3,180 TOTAL:	\$0.00
		TOTAL FOR BANK ID: D	<u>\$60,595.15</u>
		GRAND TOTAL OF ALL CHECKS:	\$22,819.39
		GRAND TOTAL OF ALL CREDIT CARDS:	\$921.76
		GRAND TOTAL OF ALL CASH:	\$36,854.00
		GRAND TOTAL OF ALL EFT:	\$0.00
		GRAND TOTAL OF ALL PAYMENTS:	<u>\$60,595.15</u>
		GRAND TOTAL OF ALL ADJUSTMENTS:	\$0.00
		COMBINED TOTAL:	<u>\$60,595.15</u>

①

0.\*

60,595.15+  
 1,040.00+  
 20.00+  
 395.93-  
 (N) 10.00-  
 (O) 20.00-  
 (P) 24.00-  
 61,205.22\*

① July deposits in transit  
" " " "

②

(F)

**Superstition Fire & Medical District**  
AP Check Register (Current by Bank)

Check Dates: 8/1/2022 to 8/31/2022

Check No.	Date	Status*	Vendor ID	Payee Name	Amount
<b>BANK ID: D - M &amp; 0 GENERAL FUND CHECKING</b>					<b>100-10-10100-10</b>
32273	08/30/22	V	8/30/22	MEDIA Mediacom	(\$113.30)
**32595	08/30/22	V	8/30/22	MEDIA Mediacom	(\$3,966.02)
**32656	08/03/22	P	ARI001	Arizona Water Company, Inc.	\$232.95
32657	08/03/22	P	ARIPPE	Arizona PPE Recon, Inc.	\$1,968.00
32658	08/03/22	P	ARIWCI	ArizonaWaterConditioning dba	\$421.89
32659	08/03/22	P	BANOHS	Banner Occupational Health-AZ	\$140.00
32660	08/03/22	P	DANLA	Lauren Daniel	\$204.32
32661	08/03/22	P	FCAISI	First Call Auto & Industrial	\$200.69
32662	08/03/22	P	FLEETI	Fleetpride, Inc	\$344.91
32663	08/03/22	P	FREIAZ	Freightliner of Arizona, LLC	\$1,485.46
32664	08/03/22	P	FROACE	St Helen Auto & Hardware, Inc.	\$559.94
32665	08/03/22	P	GARCIP	Rising Phx Restorations	\$989.00
32666	08/03/22	P	GORDAT	Gordan-Darby Arizona Testing	\$634.89
32667	08/03/22	P	HORNFO	Robert Horne Ford	\$147.20
32668	08/03/22	P	HUGHFI	Hughes Fire Equipment, Inc.	\$64.44
32669	08/03/22	P	MAGPCI	Magic Pest Control	\$331.37
32670	08/03/22	P	MEDIA	Mediacom	\$4,232.68
32671	08/03/22	P	MEDIA	Mediacom	\$380.64
32672	08/03/22	P	PIT001	Pitney Bowes	\$125.09
32673	08/03/22	P	PNI	Prophet Network Integration,In	\$434.72
32674	08/03/22	P	POHD	David R. Pohlmann	\$184.32
32675	08/03/22	P	REDTIC	Redburn Tire Company, Inc.	\$180.07
32676	08/03/22	P	RIGAWD	Waste Connections of Arizona	\$186.41
32677	08/03/22	P	SHELL	Wex Bank, Inc.	\$2,484.96
32678	08/03/22	P	SOU001	Southwest Gas Corporation	\$130.99
32679	08/03/22	P	SUPSAF	Superstition Safety Serv, LLC	\$163.32
32680	08/03/22	P	ULISSS	Uline Inc	\$274.51
32681	08/03/22	P	ULSWGR	Ultimate Software Group, Inc.	\$2.18
32682	08/03/22	P	UNI001	Matlick Enterprises Inc dba	\$4,093.01
32683	08/03/22	P	UNIQHE	JST Enterprises, LLC. dba:	\$565.00
32684	08/03/22	P	USBFIN	U.S. Bank National Association	\$160.43
32685	08/03/22	P	WAXIE	Waxie's Enterprises, Inc	\$1,968.51
32686	08/03/22	P	WIWEDW	Wild West Dirt Works, LLC	\$333.34
32687	08/10/22	P	AETNA	Aetna Behavioral Health, LLC	\$860.16
32688	08/10/22	P	ALLWSI	Allied Waste Trans, Inc.	\$1,079.58
32689	08/10/22	P	ARI001	Arizona Water Company, Inc.	\$162.08
32690	08/10/22	P	CENAS	Central Arizona Supply	\$7.84
32691	08/10/22	P	CIT0AJ	City of Apache Junction	\$11,266.64
32692	08/10/22	P	COOKDS	Cookson Door Sales of AZ, Inc	\$11.02
32693	08/10/22	P	DONNAS	Donnoe & Associates, Inc	\$385.00
32694	08/10/22	P	ELLSWE	Eric T. Ellsworth	\$510.00
32695	08/10/22	P	FACMOT	Elliott Auto Supply Co, Inc.	\$676.40
32696	08/10/22	P	FCAISI	First Call Auto & Industrial	\$4,265.81
32697	08/10/22	P	FREIAZ	Freightliner of Arizona, LLC	\$86.33
32698	08/10/22	P	GINCOP	Ginco Plumbing LLC	\$844.37
32699	08/10/22	P	LEONZA	Zachary Leon	\$655.92
32700	08/10/22	P	MCCVIC	MCC - VICC	\$1,050.00
32701	08/10/22	P	MONTK	Kevin Montgomery	\$601.32
32702	08/10/22	P	PHILRY	Ryan Phillips	\$60.01
32703	08/10/22	P	PNI	Prophet Network Integration,In	\$355.40
32704	08/10/22	P	PRUDOS	Prudential Overall Supply	\$912.43
32705	08/10/22	P	QWEST	CenturyLink	\$301.36
32706	08/10/22	P	RVSTRI	RV Stripes & Graphics, Inc.	\$283.04
32707	08/10/22	P	SAMPLE	Alena Sampson	\$1,410.00
32708	08/10/22	P	SUPMCN	Superstition Mountains CFD #1	\$163.93
32709	08/10/22	P	SUPSAF	Superstition Safety Serv, LLC	\$2,398.34

\* Check Status Types: "P" - Printed ; "M" - Manual ; "V" - Void ( Void Date ) ; "A" - Application ; "E" - EFT  
\*\* Denotes broken check sequence.

**Superstition Fire & Medical District**  
**AP Check Register (Current by Bank)**  
 Check Dates: 8/1/2022 to 8/31/2022

Check No.	Date	Status*	Vendor ID	Payee Name	Amount
32710	08/10/22	P	TOSHBS	Toshiba Business Solutions, Inc	\$176.96
32711	08/10/22	P	UNI001	Matlick Enterprises Inc dba	\$213.41
32712	08/10/22	P	USBANK	U S Bank	\$800.00
32713	08/10/22	P	WIWEDW	Wild West Dirt Works, LLC	\$300.00
32714	08/10/22	P	WWWILL	Power Acquisition, LLC.	\$69.33
32715	08/17/22	P	7710IC	7710 Insurance Co, LLC	\$13,698.60
32716	08/17/22	P	A2ZTRO	A2Z Trophy	\$23.72
32717	08/17/22	P	AACOOOL	AA Cooling and Heating LLC	\$334.67
32718	08/17/22	P	AFLAC	AFLAC	\$7,582.45
32719	08/17/22	P	APAJUS	Apache Junction Unified	\$1,423.89
32720	08/17/22	P	APAJWC	Water Utilities Comm FD dba	\$345.08
32721	08/17/22	P	APASTO	Apache Stone, LLC	\$1,252.16
32722	08/17/22	P	ARI001	Arizona Water Company, Inc.	\$116.19
32723	08/17/22	P	ARIPPE	Arizona PPE Recon, Inc.	\$180.00
32724	08/17/22	P	COLRAD	Colby Welding & Radiator, Inc.	\$1,179.52
32725	08/17/22	P	COP001	Copper State Bolt & Nut Co	\$35.16
32726	08/17/22	P	CUMRM	Cummins Rocky Mountain, LLC	\$74.70
32727	08/17/22	P	FLEETI	Fleetpride, Inc	\$309.95
32728	08/17/22	P	GOLCAS	Liberty Water Company, Inc.	\$72.69
32729	08/17/22	P	GOLCAS	Liberty Water Company, Inc.	\$195.51
32730	08/17/22	P	HUGHFI	Hughes Fire Equipment, Inc.	\$5,834.51
32731	08/17/22	P	KANSTB	Kansas State Bank of Manhattan	\$158.41
32732	08/17/22	P	MCNEIL	McNeil & Company, Inc	\$42,216.78
32733	08/17/22	P	MEDIA	Mediacom	\$113.16
32734	08/17/22	P	SAL001	Salt River Project	\$8,664.01
32735	08/17/22	P	STANIC	Standard Insurance Company	\$11,586.94
32736	08/17/22	P	SUPSAF	Superstition Safety Serv, LLC	\$533.34
32737	08/17/22	P	UNI001	Matlick Enterprises Inc dba	\$947.00
32738	08/17/22	P	VERW	Verizon Wireless Services LLC	\$1,149.18
32739	08/17/22	P	WAXIE	Waxie's Enterprises, Inc	\$842.88
32740	08/24/22	P	AACOOOL	AA Cooling and Heating LLC	\$149.95
32741	08/24/22	P	APAJWC	Water Utilities Comm FD dba	\$72.66
32742	08/24/22	P	ARI001	Arizona Water Company, Inc.	\$1,454.34
32743	08/24/22	P	ARIPPE	Arizona PPE Recon, Inc.	\$2,290.00
32744	08/24/22	P	CHASEM	Chase	\$12,372.65
32745	08/24/22	V 8/24/22	CHASEM		
32746	08/24/22	V 8/24/22	CHASEM		
32747	08/24/22	V 8/24/22	CHASEM		
32748	08/24/22	P	CITOM	City of Mesa	\$6,229.36
32749	08/24/22	P	DDIDMO	Delta Dental Insurance Company	\$6,298.56
32749	08/25/22	V 8/25/22	DDIDMO	Delta Dental Insurance Company	(\$6,298.56)
32750	08/24/22	P	FRANEL	CSC Electrical Contractor, LLC	\$122.00
32751	08/24/22	P	HUGHFI	Hughes Fire Equipment, Inc.	\$55.25
32752	08/24/22	P	PHONAP	Cadwell Irrevocable Trust III	\$264.33
32753	08/24/22	P	PNI	Prophet Network Integration, In	\$2,577.06
32754	08/24/22	P	POWERB	Bradley Powers	\$1,071.00
32755	08/24/22	P	PTS001	Phoenix Technology Solutions	\$66.00
32756	08/24/22	P	SHIGEO	Geof Shively	\$634.50
32757	08/24/22	P	USBFIN	U.S. Bank National Association	\$148.34
32758	08/24/22	P	VSP001	Vision Service Plan	\$912.99
32759	08/24/22	P	WWWILL	Power Acquisition, LLC.	\$952.53
32760	08/24/22	P	DDAPPO	Delta Dental of Arizona	\$6,088.90
32761	08/24/22	P	DDIDMO	Delta Dental Insurance Company	\$209.66
32762	08/31/22	P	AACOOOL	AA Cooling and Heating LLC	\$4,433.27
32763	08/31/22	P	ARIPRO	Dawson Enterprises, Inc	\$259.90
32764	08/31/22	P	ARIWCI	Arizona Water Conditioning dba	\$421.89
32765	08/31/22	P	ATTCOR	AT&T Corp	\$1,381.58
32766	08/31/22	P	BPCWS	BPCWS, PLLC	\$985.83

\* Check Status Types: "P" - Printed ; "M" - Manual ; "V" - Void ( Void Date ) ; "A" - Application ; "E" - EFT  
 \*\* Denotes broken check sequence.

**Superstition Fire & Medical District**  
**AP Check Register (Current by Bank)**  
 Check Dates: 8/1/2022 to 8/31/2022

Check No.	Date	Status*	Vendor ID	Payee Name	Amount
32767	08/31/22	P	CHAPJA	Jason Chapman	\$634.50
32768	08/31/22	P	CYMSI	CYMA Systems Inc	\$796.66
32769	08/31/22	P	DEBOWC	Robert E Debow Jr. Const, Inc.	\$549.00
32770	08/31/22	P	FCAISI	First Call Auto & Industrial	\$4,599.30
32771	08/31/22	P	FREIAZ	Freightliner of Arizona, LLC	\$706.98
32772	08/31/22	P	GARCIP	Rising Phx Restorations	\$589.00
32773	08/31/22	P	GINCOP	Ginco Plumbing LLC	\$2,973.89
32774	08/31/22	P	LNCS	L.N. Curtis & Sons	\$2,036.53
32775	08/31/22	P	MAGPCI	Magic Pest Control	\$331.37
32776	08/31/22	P	MCCVIC	MCC - VICC	\$1,050.00
32777	08/31/22	P	MEDIA	Mediacom	\$3,966.02
32778	08/31/22	P	MEDIA	Mediacom	\$4,328.44
32779	08/31/22	P	SAL001	Salt River Project	\$7,724.64
32780	08/31/22	P	SOU001	Southwest Gas Corporation	\$128.71
32781	08/31/22	P	SWHZPR	Southwest Hazard Protection	\$9,330.05
32782	08/31/22	P	ULSWGR	Ultimate Software Group, Inc.	\$4,205.48
32783	08/31/22	P	UNI001	Matlick Enterprises Inc dba	\$569.10
32784	08/31/22	P	UNIHEC	United HealthCare Insurance Co	\$6,088.90

**BANK D REGISTER TOTAL: \$242,085.66**

**GRAND TOTAL : \$242,085.66**

*(H)*

\* Check Status Types: "P" - Printed ; "M" - Manual ; "V" - Void ( Void Date ) ; "A" - Application ; "E" - EFT  
 \*\* Denotes broken check sequence.

Superstition Fire & Medical District  
GL Account Ledger - Detail By Period  
8/1/2022 through 8/31/2022

9/1/22  
10:54:05 AM

Batch	Journal	Entry #	Date	Job	Document	Description	Debits	Credits	Balance
100-10-10150-10									
19219	PR	813796	08/05/22		18427 - 18428	Payroll Bi-Weekly Checks 7/31/2022	-	2,450.74	(\$893,609.54)
19218	PR	813764	08/05/22		53848 - 54021	Payroll Bi-Weekly EFT 7/31/2022	-	253,959.32	(896,060.28)
19220	PR	813800	08/05/22		54022 - 54027	Payroll Bi-Weekly 3rd Party EFT 7/31/2022	-	55,048.07	(1,150,019.60)
19224	J	813851	08/05/22		RE70	Paydate 080522 RcIs	-	57,467.58	(1,205,067.67)
19224	J	813858	08/05/22		RE70	Paydate 080522 RcIs	-	10,441.55	(1,262,535.25)
19224	J	813863	08/05/22		RE70	Paydate 080522 RcIs	-	58,843.06	(1,272,976.80)
19224	J	813865	08/05/22		RE70	Paydate 080522 RcIs	-	10,445.14	(1,331,819.86)
19240	PR	814380	08/19/22		18429 - 18433	Payroll Bi-Weekly Checks 8/14/2022	-	5,164.91	(1,342,265.00)
19239	PR	814335	08/19/22		54028 - 54216	Payroll Bi-Weekly EFT 8/14/2022	-	250,476.35	(1,347,429.91)
19241	PR	814390	08/19/22		54217 - 54222	Payroll Bi-Weekly 3rd Party EFT 8/14/2022	-	54,564.35	(1,597,906.26)
19271	Z	814644	08/19/22		JE0803	#586 081922 rcIs cash accts 100/150	670.51	-	(1,652,470.61)
19251	J	814467	08/19/22		RE70	Paydate 081922 RcIs	-	58,988.63	(1,651,800.10)
19251	J	814474	08/19/22		RE70	Paydate 081922 RcIs	-	10,324.74	(1,710,788.73)
19251	J	814479	08/19/22		RE70	Paydate 081922 RcIs	-	57,285.48	(1,721,113.47)
19251	J	814481	08/19/22		RE70	Paydate 081922 RcIs	-	10,390.96	(1,778,398.95)
						PAYROLL ACCOUNT TOTALS:	\$670.51	\$895,950.88	(\$1,788,789.91)

TOTAL OF LEDGER: \$670.51 \$895,950.88 (\$1,788,789.91)

≠ 895,180.37  
I



# TREASURER AGENCY SERVICES



**PINAL COUNTY**  
WIDE OPEN OPPORTUNITIES

Roger Wood Superstition Fire & Medical District

Home Contact Us Help Logout

- Inquiry ^
- GL Accounts
- GL Transactions
- Warrant Search
- Treasurer Receipts
- Warrant Maintenance ^
- Warrant Accounts
- Add New Warrant
- Bulk Upload Warrants
- Fund Transfers ^
- Fund Transfer
- Bulk Upload Transfers
- Treasurer Receipts ^
- Add New Receipt
- Upload Receipt File
- Reports ^
- Monthly Statement
- Tax Distribution
- Top 50 Tax Payers
- Authority Assessments
- Authority Tax Payments
- Warrants Over 1 Year
- School Summary
- LOC Advances Summary
- Tax Adjustments by Auth
- Profile ^
- My Profile

## New Fund Transfer

### Add New Fund Amount

Revenue/Expense:  To/From:  GL Account:

Amount:  Notes:

Add Fund Amount

**Fund Amount Added!**

	GL Account	Source	Source Desc	Notes	Amount
✘	6116421002	73750.0	Revenue Transfer	Correcting Transfer for 8.19.22 Payroll	(\$1,341.02)
✘	6116421001	73750.0	Revenue Transfer	Correcting Transfer for 8.19.22 Payroll	④ \$1,341.02

Save New Fund Transfer

Using a modern browser ensures the best user experience on this website.  
You can check your browser is up to date by clicking [Browser Compatibility Check](#).

# Commercial Checking Acct Public Funds

Account number: 4121535058 ■ August 1, 2022 - August 31, 2022 ■ Page 1 of 3

WELLS  
FARGO

SUPERSTITION FIRE & MEDICAL DISTRICT  
PAYROLL CLEARING ACCT  
565 N IDAHO RD  
APACHE JUNCTION AZ 85119-4014

## Questions?

Call your Customer Service Officer or Client Services  
**1-800-AT WELLS** (1-800-289-3557)  
5:00 AM TO 6:00 PM Pacific Time Monday - Friday

Online: [wellsfargo.com](http://wellsfargo.com)

Write: Wells Fargo Bank, N.A. (182)  
PO Box 63020  
San Francisco, CA 94163



## IMPORTANT ACCOUNT INFORMATION

We're making important changes to the terms and conditions of some of our accounts. If these changes affect you, they will be included in the Important Account Information section associated with your specific account.

## Account summary

### Commercial Checking Acct Public Funds

Account number	Beginning balance	Total credits	Total debits	Ending balance
4121535058	\$100.00	\$1,043,254.06	-\$1,043,254.06	\$100.00



## Credits

### Electronic deposits/bank credits

Effective date	Posted date	Amount	Transaction detail
	08/04	518,990.78	WT Seq147143 Pinal County /Org=Pinal County Treasurer Srf# Gw00000052478415 Trn#220804147143 Rfb# 7900
	08/18	519,463.28	WT Seq162099 Pinal County /Org=Pinal County Treasurer Srf# Gw00000052774680 Trn#220818162099 Rfb# 7912
	08/22	4,800.00	WT Seq208289 Pinal County /Org=Pinal County Treasurer Srf# Gw00000052834610 Trn#220822208289 Rfb# 7916
		<b>\$1,043,254.06</b>	<b>Total electronic deposits/bank credits</b>
		<b>\$1,043,254.06</b>	<b>Total credits</b>

## Debits

### Electronic debits/bank debits

Effective date	Posted date	Amount	Transaction detail
	08/05	7,445.76	ACH Origination - Superstition Fir - File 1860311208 Coid 1860311208
	08/05	34,716.39	ACH Origination - Superstition Fir - File 1860311208 Coid 1860311208
	08/05	55,048.07	ACH Origination - Superstition Fir - File 1860311208 Coid 1860311208

©2010 Wells Fargo Bank, N.A.  
All rights reserved. Member FDIC.





**Electronic debits/bank debits** (continued)

Effective date	Posted date	Amount	Transaction detail
	08/05	253,959.32	ACH Origination - Superstition Fir - File 1860311208 Coid 1860311208
	08/05	11,366.30 <	Business to Business ACH Debit - AZ Dept of Rev Ccddir.Dbt xxxxx3092 Superstition Fire & ME
	08/05	12,375.90	Healthequity Inc Healthequi 04 Aug 82581 Superstition Fire & ME
	08/05	24,086.36	Retirement Rcr Sweb Pymnt xxxxx2072 Primary Account
	08/05	61,149.62 <	Business to Business ACH Debit - IRS Usataxpymt 080522 220261790140660 Superstition Fire & ME
	08/09	58,843.06 <	Business to Business ACH Debit - Psprs Web Pay 220808 1144 Superstition Fire & ME
	08/19	7,445.76	ACH Origination - Superstition Fir - File 1860311208 Coid 1860311208
	08/19	36,252.45	ACH Origination - Superstition Fir - File 1860311208 Coid 1860311208
	08/19	54,564.35	ACH Origination - Superstition Fir - File 1860311208 Coid 1860311208
	08/19	252,083.95	ACH Origination - Superstition Fir - File 1860311208 Coid 1860311208
	08/19	11,615.37 <	Business to Business ACH Debit - AZ Dept of Rev Ccddir.Dbt xxxxx3092 Superstition Fire & ME
	08/19	12,259.09	Healthequity Inc Healthequi 18 Aug 82581 Superstition Fire & ME
	08/19	24,957.12	Retirement Rcr Sweb Pymnt xxxxx5262 Primary Account
	08/19	62,999.71 <	Business to Business ACH Debit - IRS Usataxpymt 081922 220263183430045 Superstition Fire & ME
	08/25	57,285.48 <	Business to Business ACH Debit - Psprs Web Pay 220824 1144 Superstition Fire & ME
	08/30	4,800.00 <	Business to Business ACH Debit - Psprs Web Pay 220829 1144 Superstition Fire & ME
		<b>\$1,043,254.06</b>	<b>Total electronic debits/bank debits</b>

**\$1,043,254.06 Total debits**

< **Business to Business ACH:** If this is a business account, this transaction has a return time frame of one business day from post date. This time frame does not apply to consumer accounts.

**Daily ledger balance summary**

Date	Balance	Date	Balance	Date	Balance
07/31	100.00	08/09	100.00	08/22	62,185.48
08/04	519,090.78	08/18	519,563.28	08/25	4,900.00
08/05	58,943.06	08/19	57,385.48	08/30	100.00
<b>Average daily ledger balance</b>		<b>\$53,517.39</b>			

Effective June 1, 2022, we are making changes to the non-sufficient funds (NSF) and overdraft fees that affect your Commercial Banking account. Please review the below details:

**Elimination of Returned Item (Non-sufficient Funds/NSF) Fee**

We will no longer charge a NSF fee on certain items we return unpaid due to non-sufficient funds. The fee is displayed on your deposit or Client Analysis statement as NSF RETURN ITEM FEE or service code 24253 - OVERDRAFT CHARGE-RETURNED ITEM. Overdraft fees will continue to apply to items we pay into overdraft (up to a maximum of four fees per day for Commercial Banking accounts). These changes do not affect fees that third parties or other banks may charge.

---

For current versions of the Commercial Account Agreement, and applicable addenda, please visit [wellsfargo.com/treasury](https://wellsfargo.com/treasury). If you have additional questions, contact your relationship team.

---

**Elimination of the overdraft protection transfer and advance fee**

If you have linked your account to a savings account or credit card for overdraft protection, we will no longer charge the overdraft protection transfer or advance fee. Advances from a linked credit card will continue to accrue interest from the date of each advance. Overdraft fees continue to apply to any items we pay into overdraft where transfers and advances from your linked accounts cannot cover the cost.

9/3/22  
10:50:57 AM

**Superstition Fire & Medical District**

Balance Sheet

As of 8/31/2022

FUND: (100) General Fund

**Assets**

Current Assets

Fund Cash - General (M&O)	\$2,313,250.80	} <sup>(S)</sup> +519,760.89
Payroll Account	(1,793,589.91)	
Petty Cash - Accounting	100.00	
Due From other funds	27,017.98	
Total Current Assets	<u>546,778.87</u>	
<b>Total Assets</b>		<u><u>\$546,778.87</u></u>

**Liabilities and Equity**

Current Liabilities

Disability Insurance-Voluntary Long Term	\$5,634.12	
Life Insurance - Voluntary Supplemental	3,338.25	
AFLAC	557.15	
Total Current Liabilities	<u>9,529.52</u>	
<b>Total Liabilities</b>		<u>\$9,529.52</u>

Equity

Fund Balance - General Fund	\$2,610,981.64	
Current Year Profit/Loss	(2,073,732.29)	
Total Equity	<u>537,249.35</u>	
<b>Total Liabilities and Equity</b>		<u><u>\$546,778.87</u></u>



Manage your account online at: [www.chase.com/cardhelp](http://www.chase.com/cardhelp)

Customer Service: 1-800-945-2028

Mobile: Download the Chase Mobile® app today

September 2022						
S	M	T	W	T	F	S
28	29	30	31	1	2	3
4	5	6	7	8	9	10
11	12	13	14	15	16	17
18	19	20	21	22	23	24
25	26	27	28	29	30	1
2	3	4	5	6	7	8

New Balance  
**\$16,361.79**  
 Minimum Payment Due  
**\$3,272.00**  
 Payment Due Date  
**09/04/22**

**Late Payment Warning:** If we do not receive your minimum payment by the due date, you may have to pay a late fee, and existing and new balances may become subject to the Default APR.

**Minimum Payment Warning:** Enroll in Auto-Pay and avoid missing a payment. To enroll, go to [www.chase.com](http://www.chase.com)

### ACCOUNT SUMMARY

Account Type	Account Number	Current Balance	Minimum Payment	Payment Due Date
Chase Ink Card	42463152523264810032720001636179000000005	\$16,361.79	\$3,272.00	09/04/22

Handwritten calculations:

$$\begin{array}{r} 100 \\ \hline 12,372.65 \\ \textcircled{T} \end{array}$$

$$\begin{array}{r} 150 \\ \hline 1900.53 \end{array}$$

$$\begin{array}{r} 200 \\ \hline \end{array}$$

$$\begin{array}{r} 400 \\ \hline 2088.61 \end{array}$$

### YOUR ACCOUNT MESSAGES


Fraud and scams can happen to anyone. Protect yourself and older loved ones by learning the warning signs and other helpful tips. For more information, visit [www.chase.com/financialabuse](http://www.chase.com/financialabuse)

0000001 FIB33339 C 1

Y 9 10 22/09/10

Page 1 of 3

06630 MADA 36832 22210000010003683201



P.O. BOX 15123  
 WILMINGTON, DE 19850-5123  
 For Undeliverable Mail Only

Make your payment at  
[chase.com/paycard](http://chase.com/paycard)

42463152523264810032720001636179000000005

Payment Due Date: 09/04/22  
 New Balance: \$16,361.79  
 Minimum Payment Due: \$3,272.00

Account number: 4246 3152 5232 6481

\$ \_\_\_\_\_ Amount Enclosed  
 Make/Mail to Chase Card Services at the address below:

36832 BEX 9 22222 C  
 ROGER WOOD  
 SUPERSTITION FIRE  
 895 N IDAHO RD  
 APACHE JUNCTION AZ 85119-4014

CARDMEMBER SERVICE  
 PO BOX 6294  
 CAROL STREAM IL 60197-6294

⑆ 5000 160 28 ⑆ 1595 25 23 26 48 15 ⑈



### ACCOUNT ACTIVITY

Date of Transaction	Merchant Name or Transaction Description	\$ Amount
07/16	Payment ThankYou - Image Check	-33.53
07/16	Payment ThankYou - Image Check	-1,094.99
07/16	Payment ThankYou - Image Check	-1,535.40
07/16	Payment ThankYou - Image Check	-760.89
07/16	Payment ThankYou - Image Check	-546.67
07/15	ECONO LODGES SANTA FE NM	100 539.108 22490 539.68
07/20	OFFICE DEPOT #5101 800-463-3768 AZ	100 179.41 22340 179.41 150 59.81 22341
07/27	EAGLE SIGN AND ENGRAVI MESA AZ	100 381.53 22405 381.53 150 229.18 22406
07/26	OFFICEMAX/DEPOT 6678 APACHE JUNCTI AZ	100 48.04 22350 48.04 150 16.02 22351
ROGER WOOD TRANSACTIONS THIS CYCLE (CARD 6481) \$2822.92- INCLUDING PAYMENTS RECEIVED		
07/27	ASFTC STATE FIRE SCHOOL 623-333-6501 AZ	100 139.50 22380 139.50
07/27	ASFTC STATE FIRE SCHOOL 623-333-6501 AZ	100 179.50 22380 179.50
07/30	COSTCO WHSE #1028 MESA AZ	100 156.98 22345 156.98
07/30	TST* Some Burros - 11 - R Mesa AZ	100 247.89 22395 247.89
07/31	TST* Some Burros - 11 - R Mesa AZ	100 245.57 22395 245.57
08/02	ASFTC STATE FIRE SCHOOL 623-333-6501 AZ	100 139.50 22431 139.50
08/02	ASFTC STATE FIRE SCHOOL 623-333-6501 AZ	100 179.50 22497 179.50
08/02	ASFTC STATE FIRE SCHOOL 623-333-6501 AZ	100 179.50 22497 179.50
08/04	ASFTC STATE FIRE SCHOOL 623-333-6501 AZ	100 139.50 22433 139.50
08/06	ASFTC STATE FIRE SCHOOL 623-333-6501 AZ	100 139.50 22497 139.50
JEFF CRANMER TRANSACTIONS THIS CYCLE (CARD 6648) \$1746.94		
07/21	INTERNATIONAL ASSOCIATION 703-2730911 VA	100 999.00 22340 999.00
RICHARD MOONEY TRANSACTIONS THIS CYCLE (CARD 6572) \$999.00		
07/11	Arizona Fire Chiefs Assoc 623-581-8596 AZ	100 275.00 22290 275.00
07/22	ARIZONA SHRM STATE COU 602-695-5373 AZ	100 599.00 22322 599.00 150 502.34 22324
07/22	AMZN Mktp US*AK7UW9LC3 Amzn.com/bill WA	100 3.02 22368 3.02 150 1.01 22370
07/24	AMZN Mktp US*MR1L19GF3 Amzn.com/bill WA	100 258.79 22388 258.79 150 85.60 22370
07/28	VISTAPRINT 866-207-4955 MA	100 59.45 22567 59.45 150 19.82 22508
08/01	OFFICEMAX/DEPOT 6678 800-463-3768 AZ	100 28.27 22423 28.27
08/04	GENALTO AZ FINGER PASADENA CA	100 42.00 22487 42.00
ANNA BUTEL TRANSACTIONS THIS CYCLE (CARD 6655) \$2262.53		
07/13	ONE BEAT CPR LEARNING 855-663-2328 FL	1588.00 400 22491
TINA GEROLA TRANSACTIONS THIS CYCLE (CARD 6473) \$1588.00		
07/25	ECONO LODGES SANTA FE NM	-179.83
07/12	LA QUINTA MOTOR INNS 815-8346900 NM	176.57
07/14	ECONO LODGES SANTA FE NM	944.44
07/14	ECONO LODGES SANTA FE NM	404.76
07/19	ECONO LODGES SANTA FE NM	1,124.27
07/19	ECONO LODGES SANTA FE NM	944.44
08/06	JUNCTION BIKE COMPANY LLC APACHE JCT AZ	100 35.00 22490 35.00
AMY BROOKS TRANSACTIONS THIS CYCLE (CARD 7121) \$3449.65		
07/28	ID CARDS INSTANTCARD HTTPSWWW.INST MD	100 100.00 22357 100.00 150 34 22359
07/30	STAPLS7361857052000001 877-8267755 NJ	100 423.62 22390 423.62
07/30	STAPLS7361881084000001 877-8267755 NJ	100 472.98 22390 472.98
KELLY BARTZ TRANSACTIONS THIS CYCLE (CARD 3848) \$996.60		
07/19	SQ *GLOBAL TRAVEL SERVICE Saint Paul MN	100 38.58 22386 38.58 150 12.86 22389
07/19	DELTA AIR Baggage Fee PHOENIX AZ	100 30.00 22360 30.00
07/22	DELTA AIR Baggage Fee MINN/ST PAUL MN	100 30.00 22366 30.00
07/22	UBER TRIP HELP.UBER.COM CA	100 26.56 22366 26.56 150 7.58 22367
07/22	HOLIDAY INN ST PAUL DOWN ST PAUL MN	100 570.96 22366 570.96 150 190.32 22367
07/22	HOLIDAY INN ST PAUL DOWN ST PAUL MN	100 570.96 22366 570.96 150 190.32 22367
07/22	DELTA AIR Baggage Fee MINN/ST PAUL MN	100 30.00 22366 30.00 150 80 22367
08/03	JONES & BARTLETT LEARNING 800-832-0034 MA	100 43.79 22490 43.79
DAVID POHLMANN TRANSACTIONS THIS CYCLE (CARD 1439) \$1340.85		

# ACCOUNT ACTIVITY (CONTINUED)

Date of Transaction	Merchant Name or Transaction Description	\$ Amount
07/10	FEDEX 642914486 800-4633339 TN	18.45
07/12	FEDEX 643096822 800-4633339 TN	3.59
07/13	BRIDGESTONE HOSEPOWER 904-264-1267 FL	267.98
07/16	DAYS INNS/DAYSTOP 928-5271477 AZ	317.98
07/16	DAYS INNS/DAYSTOP 928-5271477 AZ	317.98
07/18	Amazon.com*N16L94463 Amzn.com/bill WA	17.94
07/19	FEDEX 643790407 800-4633339 TN	70.05
07/21	WALMART.COM AA 800-966-6546 AR	64.23
07/22	Amazon.com*5T2GW8V79 Amzn.com/bill WA	81.81
07/23	AMZN MKtp US*QM22S6U63 Amzn.com/bill WA	235.38
07/26	SQ *HEBER TIRE Heber AZ	132.50
07/26	HOMEDEPOT.COM 800-430-3376 GA	272.74
08/02	GOLDBERG DISTRIBUTORS GILBERT AZ	116.36
08/02	FEDEX 645180868 800-4633339 TN	3.57
08/02	FEDEX 644984404 800-4633339 TN	24.24
08/06	AMZN MKtp US*DT41W5WP3 Amzn.com/bill WA	436.38
08/07	AMZN MKtp US*PB20F8Y13 Amzn.com/bill WA	30.54
VAUGHN CROSHAW TRANSACTIONS THIS CYCLE (CARD 8245) \$2411.72		
07/09	THE HOME DEPOT #0404 MESA AZ	17.84
JONATHAN WILLIAMSON TRANSACTIONS THIS CYCLE (CARD 3402) \$17.84		
07/13	ARIZONA AMBULANCE ASSOCI 480-567-4106 AZ	400.00
BILLY WARREN TRANSACTIONS THIS CYCLE (CARD 6355) \$400.00		

2022 Totals Year-to-Date	
Total fees charged in 2022	\$39.00
Total interest charged in 2022	\$0.00

Year-to-date totals do not reflect any fee or interest refunds you may have received.

## INTEREST CHARGES

Your Annual Percentage Rate (APR) is the annual interest rate on your account.

Balance Type	Annual Percentage Rate (APR)	Balance Subject To Interest Rate	Interest Charges
<b>PURCHASES</b>			
Purchases	12.49%(v)(d)	- 0 -	- 0 -
<b>CASH ADVANCES</b>			
Cash Advances	21.49%(v)(d)	- 0 -	- 0 -
<b>BALANCE TRANSFERS</b>			
Balance Transfer	12.49%(v)(d)	- 0 -	- 0 -

31 Days in Billing Period

(v) = Variable Rate

(d) = Daily Balance Method (including new transactions)

(a) = Average Daily Balance Method (including new transactions)

Please see Information About Your Account section for the Calculation of Balance Subject to Interest Rate, Annual Renewal Notice, How to Avoid Interest on Purchases, and other important information, as applicable.

# Superstition Fire & Medical District Monthly Pinal County Treasurer's Bank Account Reconciliation

## 150 General Fund

### Reconciliation References:

- A Previous month's bank ending balance / current month's bank beginning balance
- B Interest Income
- C Current month's deposits
- D Current month's revenue transfers
- E Current month's Accounts Payable disbursements
- F Current month's Payroll disbursements
- G Current month's bank ending balance
- H Accounts Payable checks outstanding at month-end
- I Correcting transfer to 100 Fund for 8.19.22 payroll
- J Electronic / ACH clearing bank account balance at month-end
- K Lockbox bank account balance at month-end
- L Cash Balance per G/L Balance Sheet
- M Chase MasterCard credit card payment – warrant #1130006405 (paid 8/24/2022)



**Superstition Fire & Medical District  
Ground Transport (Fund 150) Cash Reconciliation  
Fiscal Year 2022 - 2023  
8/31/2022**



	Deposits (Cash Receipts)	Cash Disbursements	Book Balance
Book Balance as of: 8/1/2022			\$494,268.83 <b>(A)</b>
<u>Activity During the Month</u>			
Journal Entries:			
Interest Income (Expense):	386.73		386.73 <b>(B)</b>
Deposits	321,183.24		<b>(C)</b> 321,183.24
Revenue Transfer		(937.09)	(937.09) <b>(D)</b>
Cash Disbursements			
A) Accounts Payable		(120,149.32)	(120,149.32) <b>(E)</b>
B) Payroll Account		(151,081.83)	<b>(F)</b> (151,081.83)
C) Transfer In / Out			-
	\$321,569.97	(272,168.24)	\$543,670.56
<u>Pinal County Bank Balance</u>			
Ending Bank Balance as of: 8/31/2022	Balance from YTD Column		\$ 509,948.06 <b>(G)</b>
Less: Outstanding Warrants	Check #		
	A/P	(56,234.94)	(56,234.94) <b>(H)</b>
	Payroll		
Less: Correcting transfer to 100 Fund for 8/19/22 Payroll		(1,341.02)	(1,341.02) <b>(I)</b>
Less:			-
			\$ 452,372.10
	Cash Balance in Electronic / ACH Clearing Account		\$ 1.73 <b>(J)</b>
	Cash Balance in LockBox		\$ 1,903.67 <b>(K)</b>
			\$ 454,277.50
Prepared by: <u>Regan Wood 9/2/2022</u>			Balance per B/S \$ 454,277.50 <b>(L)</b>
Reviewed by: _____			Difference \$ -





# Pinal County Treasurer

## Monthly Statement

Date Range: 8/1/2022 to 8/31/2022

Account	Period	YTD		
<b>6116421002</b>	<b>Superstition FMD Ground Transport Fund</b>			
Begin Balance:	(A) 494,268.83	424,744.30		
Income:	320,632.88	615,562.71		
LOC Advance:	.00	.00		
Expense:	(304,953.65)	(530,358.95)	LOC:	.00
LOC Payments:	.00	.00	Warrants Outstanding:	(56,234.94)
Cash Balance:	509,948.06	(G) 509,948.06	End:	453,713.12

### Monthly Statement Summary

Source Code	Description	MTDAmount	YTDAmount
<b>6116421002</b>	<b>Superstition FMD Ground Transport</b>	<b>Beginning Balance:</b>	<b>494,268.83</b>
			<b>424,744.30</b>
21100.39	Principal Trust Investment Interest	2.00	3.11
21100.46	Wells Fargo Investment Investment Interest	30.88	70.98
21100.47	WF Money Market Investment Interest	137.31	229.84
21100.55	Multi-Bank Securities Investment Interest	27.64	63.14
21100.70	Vining Sparks Investment Interest	151.80	241.35
21100.80	Stifel Nicolaus & Company Investment Interest	37.10	37.10
73160.0	Deposits	(C) 321,183.24	615,854.28
73750.0	Revenue Transfer	(D) (937.09)	(937.09)
90030.0	Warrants Redeemed	(156,342.42)	(221,651.30)
91100.0	Disbursed by County Treasurer	(148,611.23)	(308,707.65)
	<b>Ending Balance:</b>	<b>509,948.06</b>	<b>509,948.06</b>

### Monthly Statement Detail

Date	Notes	Doc #	Amount	C/D
<b>6116421002 Superstition FMD Ground Transport Fund</b>			<b>Beginning Balance: 494,268.83</b>	
21100.39 Principal Trust Investment Interest			Source Code Total: 2.00	
08/01	Investment Interest	0	2.00	C
21100.46 Wells Fargo Investment Investment Interest			Source Code Total: 30.88	
08/03	Investment Interest	0	13.55	C
08/26	Investment Interest	0	7.54	C
08/29	Investment Interest	0	9.79	C
21100.47 WF Money Market Investment Interest			Source Code Total: 137.31	
08/01	Investment Interest	0	137.31	C
21100.55 Multi-Bank Securities Investment Interest			Source Code Total: 27.64	
08/18	Investment Interest	0	5.48	C
08/24	Investment Interest	0	3.77	C
08/25	Investment Interest	0	7.84	C
08/26	Investment Interest	0	10.55	C
21100.70 Vining Sparks Investment Interest			Source Code Total: 151.80	
08/04	Investment Interest	0	10.38	C
08/09	Investment Interest	0	52.34	C
08/12	Investment Interest	0	5.75	C
08/12	Investment Interest	0	6.44	C
08/15	Investment Interest	0	1.91	C
08/22	Investment Interest	0	2.72	C
08/23	Investment Interest	0	14.20	C
08/24	Investment Interest	0	11.32	C
08/25	Investment Interest	0	11.77	C
08/26	Investment Interest	0	9.80	C
08/29	Investment Interest	0	9.39	C



# Pinal County Treasurer

## Monthly Statement

Date Range: 8/1/2022 to 8/31/2022

08/29	Investment Interest	0	15.78	C
21100.80 Stifel Nicolaus & Company Investment Interest			Source Code Total: 37.10	
08/09	Investment Interest	0	4.62	C
08/23	Investment Interest	0	6.50	C
08/23	Investment Interest	0	20.34	C
08/29	Investment Interest	0	5.64	C
73160.0 Deposits			Source Code Total: 321,183.24	
08/04	WIRED MONEY TO GROUND TRANSPORT FUND	0	72,098.24	C
08/11	WIRED MONEY TO GROUND TRANSPORT FUND	0	83,700.00	C
08/18	WIRED MONEY TO GROUND TRANSPORT FUND	0	57,395.00	C
08/25	WIRED MONEY TO GROUND TRANSPORT FUND	0	72,745.00	C
08/31	WIRED MONEY TO GROUND TRANSPORT FUND	0	35,245.00	C
73750.0 Revenue Transfer			Source Code Total: (937.09)	
08/23	Transfer from 100 to 150 to Correct Payroll Fundin	0	670.51	C
08/24	Correct Hammer 8.19.22 Payroll Funding	0	(1,607.60)	C
90930.0 Warrants Redeemed			Source Code Total: (156,342.42)	
08/01	Paid Warrants	0	(704.77)	D
08/02	Paid Warrants	0	(1,564.69)	D
08/03	Paid Warrants	0	(2,589.53)	D
08/04	Paid Warrants	0	(3,314.41)	D
08/05	Paid Warrants	0	(23,912.46)	D
08/08	Paid Warrants	0	(16,889.17)	D
08/09	Paid Warrants	0	(1,476.32)	D
08/10	Paid Warrants	0	(1,636.93)	D
08/11	Paid Warrants	0	(2,923.48)	D
08/12	Paid Warrants	0	(4,350.80)	D
08/15	Paid Warrants	0	(32,129.83)	D
08/17	Paid Warrants	0	(2,206.05)	D
08/18	Paid Warrants	0	(512.87)	D
08/19	Paid Warrants	0	(350.37)	D
08/22	Paid Warrants	0	(7,071.67)	D
08/23	Paid Warrants	0	(835.20)	D
08/24	Paid Warrants	0	(14,099.39)	D
08/25	Paid Warrants	0	(15,078.63)	D
08/26	Paid Warrants	0	(3,654.85)	D
08/29	Paid Warrants	0	(589.94)	D
08/30	Paid Warrants	0	(2,444.95)	D
08/31	Paid Warrants	0	(18,006.11)	D
91220.0 Disbursed by County Treasurer			Source Code Total: (148,611.23)	
08/04	Amb Employees Payroll Direct Deposit	0	(72,786.06)	D
08/18	Amb Employees Payroll Direct Deposit	0	(75,825.17)	D
6116421002 Superstition FMD Ground Transport Fund			<b>Ending Balance: 509,948.06</b>	

### Warrant Detail

Payee Name	Warrant	Amount	Issue Dt	Status Dt	Voucher
<b>6116421002 Superstition FMD Ground Transport Fund</b>					Account Total: 214,917.03
Fund: 1130					Fund Total: 214,054.03
STATUS: OUTS					Status Total: 56,234.94 <b>H</b>
SHCN AZ HEALTH PLAN	1130005921	392.58	03/16/22	03/16/22	
AUSTIN E. WELT JR	1130006112	50.00	05/18/22	05/19/22	
MADOU TRAORE	1130006118	90.92	05/18/22	05/19/22	
SHCN AZ HEALTH PLAN	1130006119	98.18	05/18/22	05/19/22	



# Pinal County Treasurer

## Monthly Statement

Date Range: 8/1/2022 to 8/31/2022

SHCN AZ HEALTH PLAN	1130006120	110.37	05/18/22	05/19/22
EDWATD HILL	1130006202	25.00	06/15/22	06/16/22
SHCN AZ HEALTH PLAN	1130006206	282.17	06/15/22	06/16/22
APACHE JUNCTION UNIFIED	1130006235	1,608.35	06/29/22	06/30/22
APACHE JUNCTION UNIFIED	1130006236	2,275.01	06/29/22	06/30/22
CSC ELECTRICAL CONTRACTOR, LLC	1130006246	111.67	06/29/22	06/30/22
BOBBY JO HILL	1130006287	250.00	07/13/22	07/14/22
ARIZONA PHYSICIANS IPA INC	1130006300	377.98	07/13/22	07/14/22
EAST VALLEY WELLNESS CENTER	1130006362	50.00	08/10/22	08/11/22
FIRST CALL AUTO & INDUSTRIAL	1130006363	46.17	08/10/22	08/11/22
A2Z TROPHY	1130006373	150.92	08/17/22	08/17/22
AFLAC	1130006375	253.61	08/17/22	08/17/22
KANSAS STATE BANK OF MANHATTAN	1130006382	79.20	08/17/22	08/17/22
MEDIACOM	1130006384	56.59	08/17/22	08/17/22
MOUNTAIN VISTA MEDICAL CENTER	1130006385	1,315.05	08/17/22	08/17/22
DEBRA KEHR	1130006386	1,144.74	08/17/22	08/17/22
WILLIAM COOK	1130006391	10.00	08/17/22	08/17/22
WILLIAM COOK	1130006393	5.00	08/17/22	08/17/22
WILLIAM COOK	1130006394	5.00	08/17/22	08/17/22
CHASE	1130006405	1,900.53	08/24/22	08/25/22
DELTA DENTAL INSURANCE COMPANY	1130006409	48.60	08/24/22	08/25/22
CSC ELECTRICAL CONTRACTOR, LLC	1130006410	61.00	08/24/22	08/25/22
PROPHET NETWORK INTEGRATION, IN	1130006412	1,288.53	08/24/22	08/25/22
NIX TECHNOLOGY SOLUTIONS	1130006413	33.00	08/24/22	08/25/22
AA COOLING AND HEATING LLC	1130006416	2,136.63	08/31/22	09/01/22
DAWSON ENTERPRISES, INC	1130006417	129.95	08/31/22	09/01/22
ARIZONA WATER CONDITIONING DBA	1130006418	129.85	08/31/22	09/01/22
AT&T CORP	1130006419	426.64	08/31/22	09/01/22
BOUND TREE MEDICAL LLC	1130006420	23,083.41	08/31/22	09/01/22
BPCWS, PLLC	1130006421	406.67	08/31/22	09/01/22
CYMA SYSTEMS INC	1130006422	398.34	08/31/22	09/01/22
FIRST CALL AUTO & INDUSTRIAL	1130006423	151.19	08/31/22	09/01/22
GINCO PLUMBING LLC	1130006424	1,259.46	08/31/22	09/01/22
PROFESSIONAL SALES & SERVICE	1130006425	821.80	08/31/22	09/01/22
LINX AUTO BODY, LLC	1130006426	2,942.30	08/31/22	09/01/22
MAGIC PEST CONTROL	1130006427	118.63	08/31/22	09/01/22
MEDIACOM	1130006428	1,983.02	08/31/22	09/01/22
MEDIACOM	1130006429	2,164.24	08/31/22	09/01/22
DAVID R. POHLMANN	1130006430	153.00	08/31/22	09/01/22
SALT RIVER PROJECT	1130006431	2,749.20	08/31/22	09/01/22
SOUTHWEST GAS CORPORATION	1130006432	44.50	08/31/22	09/01/22
STRYKER SALES CORPORATION	1130006433	1,502.34	08/31/22	09/01/22
ULTIMATE SOFTWARE GROUP, INC.	1130006434	2,102.74	08/31/22	09/01/22
MATLICK ENTERPRISES INC DBA	1130006435	281.68	08/31/22	09/01/22
UNITED HEALTHCARE INSURANCE CO	1130006436	976.18	08/31/22	09/01/22
BILLY WARREN	1130006437	153.00	08/31/22	09/01/22

(M)

Status: PAID

Status Total: 155,479.42

AA COOLING AND HEATING LLC	1130006234	373.33	06/29/22	08/31/22
CITY OF MESA	1130006244	31,880.34	06/29/22	08/15/22
FRANK E DEBOW JR. CONST, INC.	1130006245	833.33	06/29/22	08/17/22
ADVANCED DATA PROCESSING, INC	1130006249	16,152.00	06/29/22	08/05/22
PRUDENTIAL OVERALL SUPPLY	1130006252	102.94	06/29/22	08/17/22
MATLICK ENTERPRISES INC DBA	1130006257	46.43	06/29/22	08/09/22
WELLS FARGO BANK, N.A.	1130006258	4,000.00	06/29/22	08/05/22
BUD'S BULK ICE SERVICE, INC	1130006276	448.94	07/13/22	08/01/22




# Pinal County Treasurer

## Monthly Statement

Date Range: 8/1/2022 to 8/31/2022

FIRST CALL AUTO & INDUSTRIAL	1130006280	45.41	07/13/22	08/02/22
MOUNTAIN VISTA MEDICAL CENTER	1130006283	1,131.88	07/13/22	08/02/22
JUDITH WINTER	1130006284	50.00	07/13/22	08/01/22
HUMANA INC	1130006285	205.83	07/13/22	08/01/22
RALPH M KING	1130006289	265.00	07/13/22	08/12/22
ROBERT J REID	1130006290	99.78	07/13/22	08/18/22
AZCH COMPLETE CARE PLAN	1130006292	98.50	07/13/22	08/17/22
AZCH-COMPLETE CARE PLAN	1130006295	77.00	07/13/22	08/17/22
BANNER UNIVERSITY FAMILY CARE	1130006297	54.54	07/13/22	08/04/22
LESLIE A DICKINSON	1130006298	111.88	07/13/22	08/10/22
BANNER UNIVERSITY FAMILY CARE	1130006299	706.84	07/13/22	08/04/22
7710 INSURANCE CO, LLC	1130006305	2,417.40	07/27/22	08/04/22
AA COOLING AND HEATING LLC	1130006306	36.00	07/27/22	08/03/22
AETNA BEHAVIORAL HEALTH, LLC	1130006307	184.32	07/27/22	08/03/22
WATER UTILITIES COMM FD DBA	1130006308	197.03	07/27/22	08/02/22
ARIZONA WATER COMPANY, INC.	1130006309	80.86	07/27/22	08/03/22
AT&T CORP	1130006310	426.64	07/27/22	08/05/22
AZ DEPT OF HEALTH SERVICES	1130006311	250.00	07/27/22	08/09/22
BANNER GOLDFIELD MEDICAL CEN	1130006312	155.70	07/27/22	08/11/22
BANNER BAYWOOD MEDICAL CENTER	1130006313	30.90	07/27/22	08/02/22
CYMA SYSTEMS INC	1130006314	889.78	07/27/22	08/03/22
DELTA DENTAL OF ARIZONA	1130006315	851.83	07/27/22	08/03/22
DELTA DENTAL INSURANCE COMPANY	1130006316	48.60	07/27/22	08/05/22
DESERT MEDICAL CENTER	1130006317	27.30	07/27/22	08/02/22
FIRST CALL AUTO & INDUSTRIAL	1130006318	38.13	07/27/22	08/08/22
FIRST CHOICE AUTO GLASS, INC.	1130006319	321.60	07/27/22	08/08/22
ROBERT HORNE FORD	1130006320	142.93	07/27/22	08/05/22
ADVANCED DATA PROCESSING, INC	1130006321	2,423.24	07/27/22	08/05/22
KANSAS STATE BANK OF MANHATTAN	1130006322	79.20	07/27/22	08/04/22
MEDIACOM	1130006323	56.43	07/27/22	08/04/22
BANNER UNIVERSITY HEALTH PLANS	1130006324	239.38	07/27/22	08/09/22
CADWELL IRREVOCABLE TRUST III	1130006325	132.17	07/27/22	08/02/22
PROSHRED SECURITY ARIZONA	1130006326	23.33	07/27/22	08/11/22
PHOENIX TECHNOLOGY SOLUTIONS	1130006327	33.00	07/27/22	08/05/22
SAN TAN FORD	1130006328	299.71	07/27/22	08/03/22
SOUTHWEST GROUND CONTROL, LLC	1130006329	413.35	07/27/22	08/09/22
TOSHIBA BUSINESS SOLUTIONS, INC	1130006330	88.50	07/27/22	08/03/22
UNITED HEALTHCARE INSURANCE CO	1130006331	16,173.14	07/27/22	08/08/22
VISION SERVICE PLAN	1130006332	158.53	07/27/22	08/03/22
WELLS FARGO BANK, N.A.	1130006333	565.15	07/27/22	08/05/22
WEST DIRECT OIL, LLC	1130006334	264.12	07/27/22	08/08/22
WIST SUPPLY & EQUIPMENT CO	1130006335	120.90	07/27/22	08/05/22
ARIZONA WATER COMPANY, INC.	1130006336	116.48	08/03/22	08/11/22
ARIZONAWATERCONDITIONING DBA	1130006337	129.85	08/03/22	08/15/22
BOUND TREE MEDICAL LLC	1130006338	4,085.80	08/03/22	08/12/22
LAUREN DANIEL	1130006339	102.18	08/03/22	08/22/22
ST HELEN AUTO & HARDWARE, INC.	1130006340	39.42	08/03/22	08/15/22
GORDAN-DARBY ARIZONA TESTING	1130006341	155.95	08/03/22	08/25/22
MAGIC PEST CONTROL	1130006342	118.63	08/03/22	08/19/22
MEDIACOM	1130006343	1,716.36	08/03/22	08/11/22
MEDIACOM	1130006344	190.32	08/03/22	08/11/22
MEDLINE INDUSTRIES, INC.	1130006345	591.10	08/03/22	08/10/22
PITNEY BOWES	1130006346	62.55	08/03/22	08/11/22
PROPHET NETWORK INTEGRATION, INC	1130006347	499.93	08/03/22	08/11/22
DAVID R. POHLMANN	1130006348	92.18	08/03/22	08/08/22



# Pinal County Treasurer

## Monthly Statement

Date Range: 8/1/2022 to 8/31/2022

WASTE CONNECTIONS OF ARIZONA	1130006349	68.19	08/03/22	08/11/22
SAN TAN FORD	1130006350	97.05	08/03/22	08/09/22
WEX BANK, INC.	1130006351	93.78	08/03/22	08/17/22
SOUTHWEST GAS CORPORATION	1130006352	43.94	08/03/22	08/11/22
SUPERSTITION SAFETY SERV, LLC	1130006353	46.68	08/03/22	08/11/22
U.S. BANK NATIONAL ASSOCIATION	1130006354	80.22	08/03/22	08/15/22
WAXIE'S ENTERPRISES, INC	1130006355	604.78	08/03/22	08/10/22
WILD WEST DIRT WORKS, LLC	1130006356	166.66	08/03/22	08/18/22
POWER ACQUISITION, LLC.	1130006357	430.11	08/03/22	08/09/22
AETNA BEHAVIORAL HEALTH, LLC	1130006358	192.00	08/10/22	08/17/22
ALLIED WASTE TRANS, INC.	1130006359	413.76	08/10/22	08/23/22
ARIZONA WATER COMPANY, INC.	1130006360	81.05	08/10/22	08/19/22
CITY OF APACHE JUNCTION	1130006361	6,330.13	08/10/22	08/22/22
HEALTHCARE MEDICAL WASTE, INC	1130006364	164.46	08/10/22	08/18/22
PROPHET NETWORK INTEGRATION, IN	1130006365	177.70	08/10/22	08/22/22
PRUDENTIAL OVERALL SUPPLY	1130006366	308.80	08/10/22	08/17/22
CENTURYLINK	1130006367	150.69	08/10/22	08/19/22
SUPERSTITION MOUNTAINS CFD #1	1130006368	81.97	08/10/22	08/18/22
SUPERSTITION SAFETY SERV, LLC	1130006369	461.66	08/10/22	08/22/22
TOSHIBA BUSINESS SOLUTIONS, INC	1130006370	88.50	08/10/22	08/17/22
MATLICK ENTERPRISES INC DBA	1130006371	411.20	08/10/22	08/17/22
7710 INSURANCE CO, LLC	1130006372	2,417.40	08/17/22	08/24/22
AA COOLING AND HEATING LLC	1130006374	167.33	08/17/22	08/24/22
WATER UTILITIES COMM FD DBA	1130006376	172.55	08/17/22	08/24/22
ARIZONA WATER COMPANY, INC.	1130006377	47.13	08/17/22	08/25/22
ELLIOTT AUTO SUPPLY CO, INC.	1130006378	225.47	08/17/22	08/29/22
LIBERTY WATER COMPANY, INC.	1130006379	97.76	08/17/22	08/29/22
HEALTHCARE MEDICAL WASTE, INC	1130006380	164.46	08/17/22	08/25/22
ADVANCED DATA PROCESSING, INC	1130006381	13,886.49	08/17/22	08/25/22
MCNEIL & COMPANY, INC	1130006383	8,774.98	08/17/22	08/24/22
MERCY CARE RBHA	1130006387	554.30	08/17/22	08/26/22
DOROTHY ARNOLD	1130006389	266.71	08/17/22	08/29/22
JAMES L. BORN	1130006390	290.00	08/17/22	08/30/22
BANNER UNIVERSITY FAMILY CARE	1130006392	983.91	08/17/22	08/30/22
SALT RIVER PROJECT	1130006395	3,100.55	08/17/22	08/26/22
SAN TAN FORD	1130006396	223.88	08/17/22	08/24/22
STANDARD INSURANCE COMPANY	1130006397	1,491.18	08/17/22	08/24/22
SUPERSTITION SAFETY SERV, LLC	1130006398	266.66	08/17/22	08/24/22
MATLICK ENTERPRISES INC DBA	1130006399	301.58	08/17/22	08/24/22
VERIZON WIRELESS SERVICES LLC	1130006400	574.60	08/17/22	08/25/22
WAXIE'S ENTERPRISES, INC	1130006401	421.44	08/17/22	08/23/22
AA COOLING AND HEATING LLC	1130006402	248.95	08/24/22	08/31/22
WATER UTILITIES COMM FD DBA	1130006403	36.33	08/24/22	08/30/22
ARIZONA WATER COMPANY, INC.	1130006404	33.44	08/24/22	08/31/22
CITY OF MESA	1130006407	17,144.04	08/24/22	08/31/22
DELTA DENTAL OF ARIZONA	1130006408	976.18	08/24/22	08/30/22
CADWELL IRREVOCABLE TRUST III	1130006411	132.17	08/24/22	08/31/22
U.S. BANK NATIONAL ASSOCIATION	1130006414	74.18	08/24/22	08/31/22
VISION SERVICE PLAN	1130006415	158.53	08/24/22	08/30/22
STATUS: VOID				Status Total: 2,339.67
MEDIACOM	1130006030	56.65	04/20/22	08/30/22
MEDIACOM	1130006266	1,983.02	07/06/22	08/30/22
NANCY MOHAWK	1130006388	300.00	08/17/22	08/30/22

Fund: 1131

Fund Total: 863.00



# Pinal County Treasurer

## Monthly Statement

Date Range: 8/1/2022 to 8/31/2022

Status: PAID			Status Total: 863.00	
TRUST ACCOUNT OF JAMES R. VAUGHN, PC	1131000667	329.17	08/05/22	08/10/22
AZ FF RETIREE HEALTH TRUST FUND	1131000668	125.00	08/05/22	08/25/22
TRUST ACCOUNT OF JAMES R. VAUGHN, PC	1131000669	283.83	08/19/22	08/24/22
AZ FF RETIREE HEALTH TRUST FUND	1131000670	125.00	08/19/22	08/25/22
	Count	Amount		
Total OUTS:	50	56,234.94		
Total PAID:	116	156,342.42		
Total VOID:	3	2,339.67		





# Pinal County Treasurer Pending Treasurer Receipt

Control No. 381784

**Treasurer's Office Use**

Receipt No.: \_\_\_\_\_

Posted By: \_\_\_\_\_

Receipt Date: 8/4/2022      Cash: \$0.00      Submitted By: MichelleKlemesrud1  
 Total Amount: \$72,098.24      Check: \$0.00      Department: Superstition Fire & Medical District  
    Wire/Direct Deposit: \$72,098.24  
    Credit Card: \$0.00

GL	Source	Cost	Object	Subsid	Subled	Type	Notes	Amount
6116421002	73160.0						WIRED MONEY TO GROUND TRANSPORT FUND	\$72,098.24

(2)





Control No. 382123

# Pinal County Treasurer Pending Treasurer Receipt

Treasurer's Office Use

Receipt No.:

Posted By:

Receipt Date: 8/11/2022 Cash: \$0.00 Submitted By: MichelleKlemesrud1  
 Total Amount: \$83,700.00 Check: \$0.00 Department: Supersitition Fire & Medical District  
 Wire/Direct Deposit: \$83,700.00  
 Credit Card: \$0.00

GL	Source	Cost	Object	Subsid	Subled	Type	Notes	Amount
6116421002	73160.0						WIRED MONEY TO GROUND TRANSPORT FUND	\$83,700.00

②



# Pinal County Treasurer Pending Treasurer Receipt

Control No. 382435

**Treasurer's Office Use**

Receipt No.: \_\_\_\_\_

Posted By: \_\_\_\_\_

Receipt Date: 8/18/2022      Cash: \$0.00      Submitted By: MichelleKlimesrud1  
 Total Amount: \$57,395.00      Check: \$0.00      Department: Superstition Fire & Medical District  
    Wire/Direct Deposit: \$57,395.00  
    Credit Card: \$0.00

GL	Source	Cost	Object	Subsid	Subled	Type	Notes	Amount
6116421002	73160.0						WIRED MONEY TO GROUND TRANSPORT FUND	\$57,395.00

G



# Pinal County Treasurer Pending Treasurer Receipt

Control No. 382760

Treasurer's Office Use

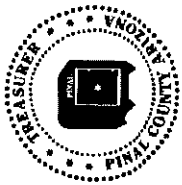
Receipt No.:

Posted By:

Receipt Date: 8/25/2022 Cash: \$0.00 Submitted By: MichelleKlemesrud1  
 Total Amount: \$72,745.00 Check: \$0.00 Department: Supersition Fire & Medical District  
 Wire/Direct Deposit: \$72,745.00  
 Credit Card: \$0.00

GL	Source	Cost	Object	Subsid	Subled	Type	Notes	Amount
6116421002	73160.0						WIRED MONEY TO GROUND TRANSPORT FUND	\$72,745.00

24



# Pinal County Treasurer Pending Treasurer Receipt

Control No. 383036

Treasurer's Office Use	
Receipt No.:	_____
Posted By:	_____

Receipt Date: 8/31/2022      Cash: \$0.00      Submitted By: MichelleKlemesrud1  
 Total Amount: \$35,245.00      Check: \$0.00      Department: Superstition Fire & Medical District  
    Wire/Direct Deposit: \$35,245.00  
    Credit Card: \$0.00

GL	Source	Cost	Object	Subsid	Subled	Type	Notes	Amount
6116421002	73160.0						WIRED MONEY TO GROUND TRANSPORT FUND	\$35,245.00

05

**Superstition Fire & Medical District**  
**AP Check Register (Current by Bank)**  
 Check Dates: 8/1/2022 to 8/31/2022

Check No.	Date	Status*	Vendor ID	Payee Name	Amount
<b>BANK ID: M - GROUND TRANSPORT FUND CHECKING</b>					<b>150-10-10100-10</b>
6030	08/30/22	V	8/30/22	MEDIA	Mediacom (\$56.65)
**6266	08/30/22	V	8/30/22	MEDIA	Mediacom (\$1,983.02)
**6336	08/03/22	P	ARI001	Arizona Water Company, Inc.	\$116.48
6337	08/03/22	P	ARIWCI	ArizonaWaterConditioning dba	\$129.85
6338	08/03/22	P	BOUTC	Bound Tree Medical LLC	\$4,085.80
6339	08/03/22	P	DANLA	Lauren Daniel	\$102.18
6340	08/03/22	P	FROACE	St Helen Auto & Hardware, Inc.	\$39.42
6341	08/03/22	P	GORDAT	Gordan-Darby Arizona Testing	\$155.95
6342	08/03/22	P	MAGPCI	Magic Pest Control	\$118.63
6343	08/03/22	P	MEDIA	Mediacom	\$1,716.36
6344	08/03/22	P	MEDIA	Mediacom	\$190.32
6345	08/03/22	P	MEDLII	Medline Industries, Inc.	\$591.10
6346	08/03/22	P	PIT001	Pitney Bowes	\$62.55
6347	08/03/22	P	PNI	Prophet Network Integration,In	\$499.93
6348	08/03/22	P	POHD	David R. Pohlmann	\$92.18
6349	08/03/22	P	RIGAWD	Waste Connections of Arizona	\$68.19
6350	08/03/22	P	SATAFO	San Tan Ford	\$97.05
6351	08/03/22	P	SHELL	Wex Bank, Inc.	\$93.78
6352	08/03/22	P	SOU001	Southwest Gas Corporation	\$43.94
6353	08/03/22	P	SUPSAF	Superstition Safety Serv, LLC	\$46.68
6354	08/03/22	P	USBFIN	U.S. Bank National Association	\$80.22
6355	08/03/22	P	WAXIE	Waxie's Enterprises, Inc	\$604.78
6356	08/03/22	P	WIWEDW	Wild West Dirt Works, LLC	\$166.66
6357	08/03/22	P	WWWILL	Power Acquisition, LLC.	\$430.11
6358	08/10/22	P	AETNA	Aetna Behavioral Health, LLC	\$192.00
6359	08/10/22	P	ALLWSI	Allied Waste Trans, Inc.	\$413.76
6360	08/10/22	P	ARI001	Arizona Water Company, Inc.	\$81.05
6361	08/10/22	P	CITOAJ	City of Apache Junction	\$6,330.13
6362	08/10/22	P	EVWCNT	East Valley Wellness Center	\$50.00
6363	08/10/22	P	FCAISI	First Call Auto & Industrial	\$46.17
6364	08/10/22	P	HEAMEW	Healthcare Medical Waste, Inc	\$164.46
6365	08/10/22	P	PNI	Prophet Network Integration,In	\$177.70
6366	08/10/22	P	PRUDOS	Prudential Overall Supply	\$308.80
6367	08/10/22	P	QWEST	CenturyLink	\$150.69
6368	08/10/22	P	SUPMCN	Superstition Mountains CFD #1	\$81.97
6369	08/10/22	P	SUPSAF	Superstition Safety Serv, LLC	\$461.66
6370	08/10/22	P	TOSHBS	Toshiba Business Solutions,Inc	\$88.50
6371	08/10/22	P	UNI001	Matlick Enterprises Inc dba	\$411.20
6372	08/17/22	P	7710IC	7710 Insurance Co, LLC	\$2,417.40
6373	08/17/22	P	A2ZTRO	A2Z Trophy	\$150.92
6374	08/17/22	P	AACOL	AA Cooling and Heating LLC	\$167.33
6375	08/17/22	P	AFLAC	AFLAC	\$253.61
6376	08/17/22	P	APAJWC	Water Utilities Comm FD dba	\$172.55
6377	08/17/22	P	ARI001	Arizona Water Company, Inc.	\$47.13
6378	08/17/22	P	FACMOT	Elliott Auto Supply Co, Inc.	\$225.47
6379	08/17/22	P	GOLCAS	Liberty Water Company, Inc.	\$97.76
6380	08/17/22	P	HEAMEW	Healthcare Medical Waste, Inc	\$164.46
6381	08/17/22	P	INTERM	Advanced Data Processing, Inc	\$13,886.49
6382	08/17/22	P	KANSTB	Kansas State Bank of Manhattan	\$79.20
6383	08/17/22	P	MCNEIL	McNeil & Company, Inc	\$8,774.98
6384	08/17/22	P	MEDIA	Mediacom	\$56.59
6385	08/17/22	P	MVMCLP	Mountain Vista Medical Center	\$1,315.05
6386	08/17/22	P	ONETIM	DEBRA KEHR	\$1,144.74
6387	08/17/22	P	ONETIM	MERCY CARE RBHA	\$554.30
6388	08/17/22	P	ONETIM	NANCY MOHAWK	\$300.00
6388	08/30/22	V	8/30/22	ONETIM	NANCY MOHAWK (\$300.00)

\* Check Status Types: "P" - Printed ; "M" - Manual ; "V" - Void ( Void Date ); "A" - Application; "E" - EFT  
 \*\* Denotes broken check sequence.

**Superstition Fire & Medical District**  
**AP Check Register (Current by Bank)**  
 Check Dates: 8/1/2022 to 8/31/2022

Check No.	Date	Status*	Vendor ID	Payee Name	Amount
6389	08/17/22	P	ONETIM	DOROTHY ARNOLD	\$266.71
6390	08/17/22	P	ONETIM	JAMES L. BORN	\$290.00
6391	08/17/22	P	ONETIM	WILLIAM COOK	\$10.00
6392	08/17/22	P	ONETIM	BANNER UNIVERSITY FAMILY CARE	\$983.91
6393	08/17/22	P	ONETIM	WILLIAM COOK	\$5.00
6394	08/17/22	P	ONETIM	WILLIAM COOK	\$5.00
6395	08/17/22	P	SAL001	Salt River Project	\$3,100.55
6396	08/17/22	P	SATAFO	San Tan Ford	\$223.88
6397	08/17/22	P	STANIC	Standard Insurance Company	\$1,491.18
6398	08/17/22	P	SUPSAF	Superstition Safety Serv, LLC	\$266.66
6399	08/17/22	P	UNI001	Matlick Enterprises Inc dba	\$301.58
6400	08/17/22	P	VERW	Verizon Wireless Services LLC	\$574.60
6401	08/17/22	P	WAXIE	Waxie's Enterprises, Inc	\$421.44
6402	08/24/22	P	AACOOOL	AA Cooling and Heating LLC	\$248.95
6403	08/24/22	P	APAJWC	Water Utilities Comm FD dba	\$36.33
6404	08/24/22	P	ARI001	Arizona Water Company, Inc.	\$33.44
6405	08/24/22	P	CHASEM	Chase	\$1,900.53
6406	08/24/22	V 8/24/22	CHASEM		
6407	08/24/22	P	CITOM	City of Mesa	\$17,144.04
6408	08/24/22	P	DDAPPO	Delta Dental of Arizona	\$976.18
6409	08/24/22	P	DDIDMO	Delta Dental Insurance Company	\$48.60
6410	08/24/22	P	FRANEL	CSC Electrical Contractor, LLC	\$61.00
6411	08/24/22	P	PHONAP	Cadwell Irrevocable Trust III	\$132.17
6412	08/24/22	P	PNI	Prophet Network Integration, In	\$1,288.53
6413	08/24/22	P	PTS001	Phoenix Technology Solutions	\$33.00
6414	08/24/22	P	USBFIN	U.S. Bank National Association	\$74.18
415	08/24/22	P	VSP001	Vision Service Plan	\$158.53
6416	08/31/22	P	AACOOOL	AA Cooling and Heating LLC	\$2,136.63
6417	08/31/22	P	ARIPRO	Dawson Enterprises, Inc	\$129.95
6418	08/31/22	P	ARIWCI	ArizonaWaterConditioning dba	\$129.85
6419	08/31/22	P	ATTCOR	AT&T Corp	\$426.64
6420	08/31/22	P	BOUTC	Bound Tree Medical LLC	\$23,083.41
6421	08/31/22	P	BPCWS	BPCWS, PLLC	\$406.67
6422	08/31/22	P	CYMSI	CYMA Systems Inc	\$398.34
6423	08/31/22	P	FCAISI	First Call Auto & Industrial	\$151.19
6424	08/31/22	P	GINCOP	Ginco Plumbing LLC	\$1,259.46
6425	08/31/22	P	HORTON	Professional Sales & Service	\$821.80
6426	08/31/22	P	LINAB	Linx Auto Body, LLC	\$2,942.30
6427	08/31/22	P	MAGPCI	Magic Pest Control	\$118.63
6428	08/31/22	P	MEDIA	Mediacom	\$1,983.02
6429	08/31/22	P	MEDIA	Mediacom	\$2,164.24
6430	08/31/22	P	POHD	David R. Pohlmann	\$153.00
6431	08/31/22	P	SAL001	Salt River Project	\$2,749.20
6432	08/31/22	P	SOU001	Southwest Gas Corporation	\$44.50
6433	08/31/22	P	STRYCO	Stryker Sales Corporation	\$1,502.34
6434	08/31/22	P	ULSWGR	Ultimate Software Group, Inc.	\$2,102.74
6435	08/31/22	P	UNI001	Matlick Enterprises Inc dba	\$281.68
6436	08/31/22	P	UNIHEC	United HealthCare Insurance Co	\$976.18
6437	08/31/22	P	WARB	Billy Warren	\$153.00

**BANK M REGISTER TOTAL: \$120,149.32**

**GRAND TOTAL : \$120,149.32**

ⓔ

\* Check Status Types: "P" - Printed ; "M" - Manual ; "V" - Void ( Void Date ) ; "A" - Application ; "E" - EFT  
 \*\* Denotes broken check sequence.

**Superstition Fire & Medical District**  
**GL Account Ledger - Detail By Period**  
 8/1/2022 through 8/31/2022

9/1/22  
 10:54:57 AM

Batch	Journal	Entry #	Date	Job	Document	Description	Debits	Credits	Balance
150-10-10150-10									
19221	PR	813822	08/05/22		6516 - 6558	Payroll MEDIC Bi-Weekly EFT 7/31/2022	-	34,716.39	(\$161,108.67)
19223	PR	813839	08/05/22		6559 - 6564	Payroll MEDIC Bi-Weekly 3rd party EFT 7/31/2022	-	7,445.76	(195,825.06)
19222	PR	813836	08/05/22		667 - 668	Payroll MEDIC Bi-Weekly Checks 7/31/2022	-	454.17	(203,270.82)
19224	J	813856	08/05/22		RE70	Paydate 080522 Rcls	-	15,048.34	(203,724.99)
19224	J	813860	08/05/22		RE70	Paydate 080522 Rcls	-	1,934.35	(218,773.33)
19224	J	813867	08/05/22		RE70	Paydate 080522 Rcls	-	13,641.22	(220,707.68)
19239	PR	814359	08/19/22		54201	Payroll Bi-Weekly EFT 8/14/2022	-	1,607.60	(234,348.90)
19242	PR	814412	08/19/22		6565 - 6603	Payroll MEDIC Bi-Weekly EFT 8/14/2022	-	36,252.45	(235,956.50)
19244	PR	814427	08/19/22		6604 - 6609	Payroll MEDIC Bi-Weekly 3rd party EFT 8/14/2022	-	7,445.76	(272,208.95)
19243	PR	814424	08/19/22		669 - 670	Payroll MEDIC Bi-Weekly Checks 8/14/2022	-	408.83	(279,654.71)
19251	J	814472	08/19/22		RE70	Paydate 081922 Rcls	-	15,626.45	(280,063.54)
19251	J	814476	08/19/22		RE70	Paydate 081922 Rcls	-	1,934.35	(295,689.99)
19251	J	814483	08/19/22		RE70	Paydate 081922 Rcls	-	14,566.16	(297,624.34)
						<b>PAYROLL ACCOUNT (TRANSPORT) TOTALS:</b>	<b>\$0.00</b>	<b>\$151,081.83</b>	<b>(\$312,190.50)</b>

**TOTAL OF LEDGER: \$0.00**

(F)

**TOTAL OF LEDGER: \$151,081.83**

**TOTAL OF LEDGER: (\$312,190.50)**



# TREASURER AGENCY SERVICES



Roger Wood Superstition Fire & Medical District Home Contact Us Help Logout

- Inquiry ^
- GL Accounts
- GL Transactions
- Warrant Search
- Treasurer Receipts
- Warrant Maintenance ^
- Warrant Accounts
- Add New Warrant
- Bulk Upload Warrants
- Fund Transfers ^
- Fund Transfer
- Bulk Upload Transfers
- Treasurer Receipts ^
- Add New Receipt
- Upload Receipt File
- Reports ^
- Monthly Statement
- Tax Distribution
- Top 50 Tax Payers
- Authority Assessments
- Authority Tax Payments
- Warrants Over 1 Year
- School Summary
- LOC Advances Summary
- Tax Adjustments by Auth
- Profile ^
- My Profile

## New Fund Transfer

### Add New Fund Amount

Revenue/Expense:  To/From:  GL Account:

Amount:  Notes:

**Fund Amount Added!**

	GL Account	Source	Source Desc	Notes	Amount
✘	6116421002	73750.0	Revenue Transfer	Correcting Transfer for 8.19.22 Payroll	(\$1,341.02)
✘	6116421001	73750.0	Revenue Transfer	Correcting Transfer for 8.19.22 Payroll	\$1,341.02

Using a modern browser ensures the best user experience on this website. You can check your browser is up to date by clicking [Browser Compatibility Check](#).



# Commercial Checking Acct Public Funds

Account number: 4942920083 ■ August 1, 2022 - August 31, 2022 ■ Page 1 of 10



SUPERSTITION FIRE & MEDICAL DISTRICT  
GROUND TRANSPORTATION  
565 N IDAHO RD  
APACHE JUNCTION AZ 85119-4014

## Questions?

Call your Customer Service Officer or Client Services  
**1-800-AT WELLS** (1-800-289-3557)  
5:00 AM TO 6:00 PM Pacific Time Monday - Friday

Online: [wellsfargo.com](http://wellsfargo.com)

Write: Wells Fargo Bank, N.A. (182)  
PO Box 63020  
San Francisco, CA 94163



## IMPORTANT ACCOUNT INFORMATION

We're making important changes to the terms and conditions of some of our accounts. If these changes affect you, they will be included in the Important Account Information section associated with your specific account.

## Account summary

### Commercial Checking Acct Public Funds

Account number	Beginning balance	Total credits	Total debits	Ending balance
4942920083	\$6,562.92	\$316,874.47	-\$323,435.66	\$1.73



## Credits

### Electronic deposits/bank credits

Effective date	Posted date	Amount	Transaction detail
	08/01	94.81	Centene Corp Hcclaimpmt 220729 TRN*1*0901135366*1812246513*38309\
	08/01	108.12	Bcbs of Arizona Hcclaimpmt 220728 1184003220 TRN*1*739834054*1860004538\
	08/01	247.07	Optumcare Hcclaimpmt 041001031746223 TRN*1*14881825*1272337487*LP01~
	08/01	367.24	Uhc Community Pl Hcclaimpmt xxxxx1208 TRN*1*2022072913000315*1860813232*000003432\
	08/01	394.28	Humana Ins CO Hcclaimpmt 220801 362703 TRN*1*001290065985266*1391263473\
	08/01	501.75	Devoted Health P Hcclaimpmt TRN*1*77116*1823758085\
	08/01	574.02	Centene Corp Hcclaimpmt 220728 TRN*1*0900211167*1363097810\
	08/01	1,053.42	Bcbs of Arizona Hcclaimpmt 220728 1184003220 TRN*1*739830444*1860004538\
	08/02	106.04	AARP Supplementa Hcclaimpmt xxxxx1208 TRN*1*9793755515*1362739571*000036273\
	08/02	304.37	Humana Ins CO Hcclaimpmt 220802 362703 TRN*1*001290066023297*1391263473\

©2010 Wells Fargo Bank, N.A.  
All rights reserved. Member FDIC.



**Electronic deposits/bank credits (continued)**

<u>Effective date</u>	<u>Posted date</u>	<u>Amount</u>	<u>Transaction detail</u>
08/02		421.76	Pnp Billpayment Payables 080222 6500 Apache Junction Fire D
08/02		469.71	Unitedhealthcare Hcclaimpmt xxxxx1208 TRN*1*9794031209*1411289245*000087726\
08/02		762.14	Bcbs of Arizona Hcclaimpmt 220729 1184003220 TRN*1*739890400*1860004538\
08/02		931.39	Optumcare Hcclaimpmt 041001032059884 TRN*1*14938000*1272337487*Lp01~
08/02		1,222.22	Noridian Azutmt Hcclaimpmt 220729 1184003220 TRN*1*894581516*1262326076~
08/02		1,494.11	Uhc Community Pl Hcclaimpmt xxxxx1208 TRN*1*2022073016500469*1860813232*000003432\
08/02		1,749.53	36 Treas 310 Misc Pay 080222 xxxxx0012 SE*18*113755591\GE*1*70659791\lea*1*070659757\
08/02		3,272.01	Hnb - Echo Hcclaimpmt 220802 xxxxx1208 TRN*1*1044373019*1341858379\
08/03		40.00	Pnp Billpayment 072922Sett 220803 6500 Apache Junction Fire D
08/03		245.76	Devoted Health P Hcclaimpmt TRN*1*77778*1823758085\
08/03		602.82	Merchant Service Merch Dep 220802 8029396648 Superstition Fire and
08/03		1,036.79	Medisun Claims Hcclaimpmt 220802 202201388031570 TRN*1*1081812*1860522728*176707\
08/03		1,786.49	36 Treas 310 Misc Pay 080322 xxxxx0012 E*18*113839734\GE*1*70743934\lea*1*070743900\
08/03		1,878.89	Bcbs of Arizona Hcclaimpmt 220801 1184003220 TRN*1*740721619*1860004538\
08/03		2,249.40	PCS Gen Trust PCS Trust 220803 Gt-0006062 Superstition Fire & ME
08/03		5,552.36	Mercy Care Plan Hcclaimpmt 220802 00145658 TRN*1*6242024*1860527381*Ahcccs Acute\
08/04		91.44	Hnb - Echo Hcclaimpmt 220804 xxxxx1208 TRN*1*1044692420*1341858379\
08/04		1,078.19	Hnb - Echo Hcclaimpmt 220804 xxxxx1208 TRN*1*1044692156*1341858379\
08/04		1,123.05	Unitedhealthcare Hcclaimpmt xxxxx1208 TRN*1*9795134582*1330115163*000095959\
08/04		1,786.49	Unitedhealthcare Hcclaimpmt xxxxx1208 TRN*1*U06100101758490013194802*1391995276*0000Um
08/04		2,180.73	Umr Hcclaimpmt xxxxx1208 TRN*1*CA44827072819192208413639*1391995276*0000Um
08/04		3,881.79	Noridian Azutmt Hcclaimpmt 220802 1184003220 TRN*1*894589976*1262326076~
08/04		3,897.97	Merchant Service Merch Dep 220803 8029396648 Superstition Fire and
08/04		5,824.94	Centene Corp Hcclaimpmt 220803 TRN*1*0901139263*1812246513*38309\
08/04		20,020.00	WT Seq#76591 Superstition Fire & Med /Org=Superstition Fire & Medical Distri Srf# Gb00000052463709 Trn#220804076591 Rfb# 757
08/05		40.00	Pnp Billpayment 080222Sett 220805 6500 Apache Junction Fire D
08/05		104.27	Great Southern L Hcclaimpmt xxxxx1208- TRN*1*EFT000083461*1742058261*lasadmn\
08/05		163.93	Aetna A501 Hcclaimpmt 1184003220 TRN*1*882221301067468*1066033492\
08/05		250.00	Merchant Service Merch Dep 220804 8029396648 Superstition Fire and
08/05		455.75	Medisun Claims Hcclaimpmt 220804 202201403865632 TRN*1*1088227*1860522728*177562\
08/05		1,091.81	Bcbs of Arizona Hcclaimpmt 220803 1184003220 TRN*1*740820869*1860004538\

**Electronic deposits/bank credits (continued)**

Effective date	Posted date	Amount	Transaction detail
	08/05	3,990.53	Noridian Azutmt Hcclaimpmt 220803 1184003220 TRN*1*894594072*1262326076~
	08/05	6,299.60	Aetna AS01 Hcclaimpmt 1184003220 TRN*1*822214000092884*1066033492\
	08/08	77.32	Umr Hcclaimpmt xxxxx1208 TRN*1*Ci76829082877112210802255*1391995276*0000Um
	08/08	141.97	Optumcare Hcclaimpmt 041001032760038 TRN*1*15075843*1272337487*LP01~
	08/08	250.00	Merchant Service Merch Dep 220805 8029396648 Superstition Fire and
	08/08	265.00	Mercy Care Plan Hcclaimpmt 220805 00145658 TRN*1*6246068*1860527381*Altcs General\
	08/08	290.00	Merchant Service Merch Dep 220807 8029396648 Superstition Fire and
	08/08	298.70	Hnb - Echo Hcclaimpmt 220808 xxxxx1208 TRN*1*1045071657*1341858379\
	08/08	399.46	Merchant Service Merch Dep 220806 8029396648 Superstition Fire and
	08/08	608.85	Aetna AS01 Hcclaimpmt 1184003220 TRN*1*882221401029077*1066033492\
	08/08	635.49	Unitedhealthcare Hcclaimpmt xxxxx1208 TRN*1*9796371489*1330115163*000095959\
	08/08	653.32	Centene Corp Hcclaimpmt 220804 TRN*1*0900212401*1363097810\
	08/08	1,749.53	36 Treas 310 Misc Pay 080822 xxxxx0012 SE*18*113975248\GE*1*70879448\lea*1*070879414\
	08/08	1,934.33	Umr Hcclaimpmt xxxxx1208 TRN*1*Cj26529083160622210830606*1391995276*0000Um
	08/08	3,939.12	Cigna Hcclaimpmt 080422 1184003220 TRN*1*220804090049677*1591031071\
	08/08	8,949.97	Noridian Azutmt Hcclaimpmt 220804 1184003220 TRN*1*894597604*1262326076~
	08/09	138.73	California Healt Hcclaimpmt 220808 TRN*1*0900362678*1460907261\
	08/09	245.00	36 Treas 310 Misc Pay 080922 xxxxx0012 114005580\GE*1*70909780\lea*1*070909746\
	08/09	423.09	Optumcare Hcclaimpmt 041001032965955 TRN*1*15142436*1272337487*LP01~
	08/09	459.05	Noridian Azutmt Hcclaimpmt 220805 1184003220 TRN*1*894602244*1262326076~
	08/09	929.99	Uhc Community PI Hcclaimpmt xxxxx1208 TRN*1*2022080614500357*1860813232*000003432\
	08/09	5,753.53	Uhc Community PI Hcclaimpmt xxxxx1208 TRN*1*2022080610100026*1860813232*000003432\
	08/10	98.82	Bcbs of Arizona Hcclaimpmt 220808 1184003220 TRN*1*741083227*1860004538\
	08/10	275.00	Merchant Service Merch Dep 220809 8029396648 Superstition Fire and
	08/10	309.48	Bcbsaz Claims Hcclaimpmt 220809 202201427945645 TRN*1*1098071*1860004538*387168\
	08/10	926.51	Unitedhealthcare Hcclaimpmt xxxxx1208 TRN*1*9797389892*1411289245*000087726\
	08/10	950.56	Medisun Claims Hcclaimpmt 220809 202201427947873 TRN*1*1093023*1860522728*177891\
	08/10	1,022.96	Aetna AS01 Hcclaimpmt 1184003220 TRN*1*882221701037926*1066033492\
	08/10	1,150.77	Mercy Care Plan Hcclaimpmt 220809 00145658 TRN*1*6252338*1860527381* Mercy Care Advantage - S
	08/10	1,382.16	AARP Supplementa Hcclaimpmt xxxxx1208 TRN*1*9797018357*1362739571*000036273\



**Electronic deposits/bank credits (continued)**

Effective date	Posted date	Amount	Transaction detail
	08/10	1,647.54	Noridian Azutmt Hcclaimpmt 220808 1184003220 TRN*1*894606615*1262326076~
	08/10	4,386.89	Mercy Care Plan Hcclaimpmt 220809 00145658 TRN*1*6249800*1860527381*Ahcccs Acute\
	08/11	101.00	Hnb - Echo Hcclaimpmt 220811 xxxxx1208 TRN*1*1045609310*1341858379\
	08/11	306.25	Uhc Community Pl Hcclaimpmt xxxxx1208 TRN*1*2022081019200640*1860813232*000003432\
	08/11	404.52	Unitedhealthcare Hcclaimpmt xxxxx1 208 TRN*1*9797958601*1330115163*000095959\
	08/11	464.57	Unitedhealthcare Hcclaimpmt xxxxx1 208 TRN*1*9797767780*1411289245*000087726\
	08/11	1,176.92	Merchant Service Merch Dep 220810 8029396648 Superstition Fire and
	08/11	1,271.50	Hnb - Echo Hcclaimpmt 220811 xxxxx1208 TRN*1*1045609661*1341858379\
	08/11	1,318.90	Noridian Azutmt Hcclaimpmt 220809 1184003220 TRN*1*894610777*1262326076~
	08/11	1,348.35	Centene Corp Hcclaimpmt 220810 TRN*1*0901146379*1812246513*38309\
	08/11	2,507.21	Unitedhealthcare Hcclaimpmt xxxxx1 208 TRN*1*1Tz29683985*1411289245*000087726\
	08/11	22,150.00	WT Seq#94721 Superstition Fire & Med /Org=Superstition Fire & Medical Distri Srf# Gb00000052613169 Trn#220811094721 Rfb# 760
	08/12	200.00	Pnp Billpayment 080922Sett 220812 6500 Apache Junction Fire D
	08/12	256.00	Merchant Service Merch Dep 220811 8029396648 Superstition Fire and
	08/12	308.35	Medisun Claims Hcclaimpmt 220811 202201448734772 TRN*1*1099430*1860522728*178755\
	08/12	373.54	Aetna A501 Hcclaimpmt 1184003220 TRN*1*882222001069480*1066033492\
	08/12	390.68	Humana Cha Disb Hcclaimpmt 220812 362703 TRN*1*014840103864734*1611013183\
	08/12	575.79	Bcbs of Arizona Hcclaimpmt 220810 1184003220 TRN*1*741172187*1860004538\
	08/12	1,749.53	Bcbs of Arizona Hcclaimpmt 220810 1184003220 TRN*1*741173921*1860004538\
	08/12	4,882.86	Noridian Azutmt Hcclaimpmt 220810 1184003220 TRN*1*894614739*1262326076~
	08/15	97.86	Mercy Care Plan Hcclaimpmt 220812 00145658 TRN*1*6253435*1860527381*Altcs General\
	08/15	100.00	Merchant Service Merch Dep 220813 8029396648 Superstition Fire and
	08/15	100.00	Pnp Billpayment 081022Sett 220815 6500 Apache Junction Fire D
	08/15	120.31	Cigna Hcclaimpmt 081122 1184003220 TRN*1*220811090049381*1591031071\
	08/15	218.33	Bcbs of Arizona Hcclaimpmt 220811 1184003220 TRN*1*741231467*1860004538\
	08/15	356.74	Unitedhealthcare Hcclaimpmt xxxxx1208 TRN*1*9799008080*1330115163*000095959\
	08/15	453.54	Humana Ins CO Hcclaimpmt 220815 362703 TRN*1*001290066283967*1391263473\
	08/15	482.65	Unitedhealthcare Hcclaimpmt xxxxx1208 TRN*1*9798959797*1411289245*000087726\
	08/15	486.50	Devoted Health P Hcclaimpmt TRN*1*81295*1823758085\
	08/15	516.81	Merchant Service Merch Dep 220814 8029396648 Superstition Fire and



**Electronic deposits/bank credits (continued)**

Effective date	Posted date	Amount	Transaction detail
	08/15	1,203.40	Uhc Community Pl Hcclaimpmt xxxxx1208 TRN*1*20220812A4200176*1860813232*000003432\
	08/15	1,607.85	Bcbs of Arizona Hcclaimpmt 220811 1184003220 TRN*1*741222828*1860004538\
	08/16	50.00	Merchant Service Merch Dep 220815 8029396648 Superstition Fire and
	08/16	86.78	B of A-Cbic Clms Hcclaimpmt 220816 362703 TRN*1*069440010961906*1742552026\
	08/16	99.78	AARP Supplementa Hcclaimpmt xxxxx1208 TRN*1*9799206255*1362739571*000036273\
	08/16	100.00	Pnp Billpayment 081122Sett 220816 6500 Apache Junction Fire D
	08/16	132.76	Humana Ins CO Hcclaimpmt 220816 362703 TRN*1*001290066299615*1391263473\
	08/16	238.80	Humana Cha Disb Hcclaimpmt 220816 362703 TRN*1*014840103870749*1611013183\
	08/16	239.52	Humana Cha Disb Hcclaimpmt 220816 362703 TRN*1*014840103877919*1611013183\
	08/16	745.17	Uhc Community Pl Hcclaimpmt xxxxx1208 TRN*1*2022081312100111*1860813232*000003432\
	08/17	95.13	Bcbs of Arizona Hcclaimpmt 220815 1184003220 TRN*1*741431157*1860004538\
	08/17	95.45	Cigna Hcclaimpmt 081222 1184003220 TRN*1*220812090033745*1591031071\
	08/17	196.22	Unitedhealthcare Hcclaimpmt xxxxx1208 TRN*1*9800148730*1330115163*000095959\
	08/17	231.22	Aetna AS01 Hcclaimpmt 1184003220 TRN*1*882222401056057*1066033492\
	08/17	289.52	Medisun Claims Hcclaimpmt 220816 202201478649133 TRN*1*1104964*1860522728*179162\
	08/17	497.30	Bcbsaz Claims Hcclaimpmt 220816 202201477665849 TRN*1*1109685*1860004538*392021\
	08/17	647.71	Mercy Care Plan Hcclaimpmt 220816 00145658 TRN*1*6259674*1860527381* Mercy Care Advantage - S
	08/17	1,025.00	Merchant Service Merch Dep 220816 8029396648 Superstition Fire and
	08/17	1,184.51	Hnb - Echo Hcclaimpmt 220817 xxxxx1208 TRN*1*1046325764*1341858379\
	08/17	1,989.77	Bcbs of Arizona Hcclaimpmt 220815 1184003220 TRN*1*741422342*1860004538\
	08/17	4,049.06	Noridian Azutmt Hcclaimpmt 220815 1184003220 TRN*1*894627537*1262326076~
	08/17	6,748.43	Mercy Care Plan Hcclaimpmt 220816 00145658 TRN*1*6257124*1860527381* Ahcccs Acute\
	08/18	94.81	Hnb - Echo Hcclaimpmt 220818 xxxxx1208 TRN*1*1046394723*1341858379\
	08/18	451.74	Unitedhealthcare Hcclaimpmt xxxxx1208 TRN*1*1Tz30191740*1411289245*000087726\
	08/18	472.00	Merchant Service Merch Dep 220817 8029396648 Superstition Fire and
	08/18	518.02	Unitedhealthcare Hcclaimpmt xxxxx1208 TRN*1*9800596031*1411289245*000087726\
	08/18	4,539.11	Noridian Azutmt Hcclaimpmt 220816 1184003220 TRN*1*894631921*1262326076~
	08/18	6,598.03	Centene Corp Hcclaimpmt 220817 TRN*1*0901153467*1812246513*38309\
	08/18	11,900.00	WT Seq#88681 Superstition Fire & Med /Org=Superstition Fire & Medical Distri Srf# Gb00000052759358 Trn#220818088681 Rfb# 763



**Electronic deposits/bank credits (continued)**

<u>Effective date</u>	<u>Posted date</u>	<u>Amount</u>	<u>Transaction detail</u>
08/19		100.00	Merchant Service Merch Dep 220818 8029396648 Superstition Fire and
08/19		103.31	AARP Supplementa Hcclaimpmt xxxxx1208 TRN*1*9800758156*1362739571*000036273\
08/19		207.87	Hdic Hcclaimpmt 220819 362703 TRN*1*017370012347695*1390714280\
08/19		248.83	Aetna AS01 Hcclaimpmt 1184003220 TRN*1*882222701074054*1066033492\
08/19		330.77	Uhc Community PI Hcclaimpmt xxxxx1208 TRN*1*2022081811700759*1860813232*000003432\
08/19		358.44	Hnb - Echo Hcclaimpmt 220819 xxxxx1208 TRN*1*1046590884*1341858379\
08/19		773.83	Hhp Texas Hcclaimpmt 220819 362703 TRN*1*011840013183491*1610994632\
08/19		1,097.48	Hnb - Echo Hcclaimpmt 220819 xxxxx1208 TRN*1*1046584785*1341858379\
08/19		1,334.69	Uhc Community PI Hcclaimpmt xxxxx1208 TRN*1*2022081810100161*1860813232*000003432\
08/19		1,357.85	Cigna Hcclaimpmt 081622 1184003220 TRN*1*220816090050159*1591031071\
08/19		2,023.85	Humana Ins CO Hcclaimpmt 220819 362703 TRN*1*001290066383392*1391263473\
08/19		3,067.23	Aetna AS01 Hcclaimpmt 1184003220 TRN*1*822228000018094*1066033492\
08/19		3,248.18	Ahcccs Programma Hcclaimpmt 220817 202208172437398 TRN*1*202208172437398*1866004791*Ffsv
08/19		3,249.01	Humana Cha Disb Hcclaimpmt 220819 362703 TRN*1*014840103883385*1611013183\
08/22		81.81	Mercy Care Plan Hcclaimpmt 220819 00145658 TRN*1*6260719*1860527381*Altcs General\
08/22		212.86	Merchant Service Merch Dep 220821 8029396648 Superstition Fire and
08/22		410.19	AARP Supplementa Hcclaimpmt xxxxx1208 TRN*1*9801349948*1362739571*000036273\
08/22		512.56	Merchant Service Merch Dep 220819 8029396648 Superstition Fire and
08/22		581.00	Marketplace Hcclaimpmt 220820 TRN*1*0909343386*1203174593\
08/22		598.68	Optumcare Hcclaimpmt 041001035586542 TRN*1*15477567*1272337487*Lp01~
08/22		1,031.27	Noridian Azutmt Hcclaimpmt 220818 1184003220 TRN*1*894640246*1262326076~
08/22		1,199.09	Unitedhealthcare Hcclaimpmt xxxxx1208 TRN*1*9801723695*1330115163*000095959\
08/22		1,411.56	Cigna Edge Trans Hcclaimpmt 600200402977 TRN*1*600200402977*1591031071~
08/23		34.57	Bcbs of Arizona Hcclaimpmt 220819 1184003220 TRN*1*741624581*1860004538\
08/23		117.10	AARP Supplementa Hcclaimpmt xxxxx1208 TRN*1*9801820756*1362739571*000036273\
08/23		192.94	Humana Ins CO Hcclaimpmt 220823 362703 TRN*1*001290066489399*1391263473\
08/23		218.09	Humana Cha Disb Hcclaimpmt 220823 362703 TRN*1*014840103892126*1611013183\
08/23		263.57	Optumcare Hcclaimpmt 041001035725243 TRN*1*15541864*1272337487*Lp01~
08/23		263.95	Uhc Community PI Hcclaimpmt xxxxx1208 TRN*1*20220819A1700048*1860813232*000003432\



**Electronic deposits/bank credits (continued)**

Effective date	Posted date	Amount	Transaction detail
08/23		329.07	Noridian Azutmt Hcclaimpmt 220819 1184003220 TRN*1*894644276*1262326076~
08/23		905.26	Hnb - Echo Hcclaimpmt 220823 xxxxx1208 TRN*1*1047056950*1341858379\
08/23		1,565.17	Uhc Community Pl Hcclaimpmt xxxxx1208 TRN*1*2022081918200059*1860813232*000003432\
08/24		75.00	Merchant Service Merch Dep 220823 8029396648 Superstition Fire and
08/24		107.16	AARP Supplementa Hcclaimpmt xxxxx1208 TRN*1*9802510099*1362739571*000036273\
08/24		210.91	Medisun Claims Hcclaimpmt 220823 202201526908490 TRN*1*1116327*1860522728*180474\
08/24		247.07	Devoted Health P Hcclaimpmt TRN*1*84015*1823758085\
08/24		377.30	Mercy Care Plan Hcclaimpmt 220823 00145658 TRN*1*6266845*1860527381* Mercy Care Advantage - S
08/24		549.65	Aetna AS01 Hcclaimpmt 1184003220 TRN*1*882223001033730*1066033492\
08/24		1,836.83	Cigna Hcclaimpmt 082022 1184003220 TRN*1*220820090049835*1591031071\
08/24		2,908.65	Mercy Care Plan Hcclaimpmt 220823 00145658 TRN*1*6264404*1860527381* Ahcccs Acute\
08/24		5,524.31	Noridian Azutmt Hcclaimpmt 220822 1184003220 TRN*1*894648461*1262326076~
08/25		93.04	36 Treas 310 Misc Pay 082522 xxxxx0012 *15*114487501\GE*1*71391701\lea*1*071391667\
08/25		100.00	Merchant Service Merch Dep 220824 8029396648 Superstition Fire and
08/25		116.14	Bcbs of Arizona Hcclaimpmt 220823 1184003220 TRN*1*741822341*1860004538\
08/25		235.28	Optumcare Hcclaimpmt 041001035898783 TRN*1*15619859*1272337487*Lp01~
08/25		245.00	36 Treas 310 Misc Pay 082522 xxxxx0012 114487502\GE*1*71391702\lea*1*071391668\
08/25		303.06	AARP Supplementa Hcclaimpmt xxxxx1208 TRN*1*9802941692*1362739571*000036273\
08/25		385.97	Hnb - Echo Hcclaimpmt 220825 xxxxx1208 TRN*1*1047362864*1341858379\
08/25		398.95	Palmetto Gba Hcclaimpmt 220823 1184003220 TRN*1*813735508*1571062326~
08/25		418.38	Unitedhealthcare Hcclaimpmt xxxxx1208 TRN*1*9803389526*1330115163*000095959\
08/25		508.20	Unitedhealthcare Hcclaimpmt xxxxx1208 TRN*1*1Tz30642311*1411289245*000087726\
08/25		521.95	Unitedhealthcare Hcclaimpmt xxxxx1208 TRN*1*9803337149*1411289245*000087726\
08/25		1,130.26	Noridian Azutmt Hcclaimpmt 220823 1184003220 TRN*1*894652552*1262326076~
08/25		2,211.99	Hnb - Echo Hcclaimpmt 220825 xxxxx1208 TRN*1*1047415380*1341858379\
08/25		26,810.00	WT Seq#82782 Superstition Fire & Med /Org=Superstition Fire & Medical Distr Srf# Gb00000052901257 Trn#220825082782 Rfb# 766
08/26		83.16	Aetna AS01 Hcclaimpmt 1184003220 TRN*1*822235000130944*1066033492\
08/26		111.49	Hnb - Echo Hcclaimpmt 220826 xxxxx1208 TRN*1*1047611249*1341858379\
08/26		360.19	Bcbs of Arizona Hcclaimpmt 220824 1184003220 TRN*1*741874561*1860004538\



**Electronic deposits/bank credits (continued)**

Effective date	Posted date	Amount	Transaction detail
	08/26	476.44	Unitedhealthcare Hcclaimpmt xxxxx1208 TRN*1*20220825A3000690*1860507074*0000Uhcex\
	08/26	503.08	Medisun Claims Hcclaimpmt 220825 202201542721142 TRN*1*1122554*1860522728*181286\
	08/26	900.69	Hnb - Echo Hcclaimpmt 220826 xxxxx1208 TRN*1*1047611282*1341858379\
	08/26	1,642.32	Merchant Service Merch Dep 220825 8029396648 Superstition Fire and
	08/26	1,965.99	Uhc Community PI Hcclaimpmt xxxxx1208 TRN*1*2022082514800876*1860813232*000003432\
	08/26	2,275.55	Uhc Community PI Hcclaimpmt xxxxx1208 TRN*1*2022082518200148*1860813232*000003432\
	08/29	110.85	Bcbs of Arizona Hcclaimpmt 220825 1184003220 TRN*1*741932567*1860004538\
	08/29	190.10	Uhc Community PI Hcclaimpmt xxxxx1208 TRN*1*2022082610200156*1860813232*000003432\
	08/29	193.31	Hnb - Echo Hcclaimpmt 220829 xxxxx1208 TRN*1*1047801435*1341858379\
	08/29	229.98	Unitedhealthcare Hcclaimpmt xxxxx1208 TRN*1*9804397500*1330115163*000095959\
	08/29	250.00	Merchant Service Merch Dep 220826 8029396648 Superstition Fire and
	08/29	1,096.35	Centene Corp Hcclaimpmt 220825 TRN*1*0901164095*1812246513*38309\
	08/30	50.00	Merchant Service Merch Dep 220829 8029396648 Superstition Fire and
	08/30	222.94	Optumcare Hcclaimpmt 041001036205302 TRN*1*15739025*1272337487*Lp01~
	08/30	258.96	Humana Ins CO Hcclaimpmt 220830 362703 TRN*1*001290066620530*1391263473\
	08/30	304.93	Hnb - Echo Hcclaimpmt 220830 xxxxx1208 TRN*1*1048035055*1341858379\
	08/30	2,178.30	Uhc Community PI Hcclaimpmt xxxxx1208 TRN*1*2022082717100130*1860813232*000003432\
	08/30	2,724.64	Bcbs of Arizona Hcclaimpmt 220826 1184003220 TRN*1*741971673*1860004538\
	08/30	3,259.53	Uhc Community PI Hcclaimpmt xxxxx1208 TRN*1*2022082710200148*1860813232*000003432\
	08/31	62.00	Merchant Service Merch Dep 220830 8029396648 Superstition Fire and
	08/31	105.56	AARP Supplementa Hcclaimpmt xxxxx1208 TRN*1*9805122464*1362739571*000036273\
	08/31	233.16	Unitedhealthcare Hcclaimpmt xxxxx1208 TRN*1*9805215270*1330115163*000095959\
	08/31	347.23	Medisun Claims Hcclaimpmt 220830 202201568981563 TRN*1*1129521*1860522728*181695\
	08/31	594.86	Aetna AS01 Hcclaimpmt 1184003220 TRN*1*882223701038627*1066033492\
	08/31	710.59	Mercy Care Plan Hcclaimpmt 220830 00145658 TRN*1*6273889*1860527381* Mercy Care Advantage - S
	08/31	992.29	Mercy Care Plan Hcclaimpmt 220830 00145658 TRN*1*6269330*1860527381* Department Child Safety
	08/31	1,918.49	Bcbs of Arizona Hcclaimpmt 220829 1184003220 TRN*1*742125393*1860004538\





**Electronic deposits/bank credits (continued)**

Effective date	Posted date	Amount	Transaction detail
	08/31	2,695.38	Mercy Care Plan Hcclaimpmt 220830 00145658 TRN*1*6271584*1860527381*Ahcccs Acute\
	08/31	8,195.00	WT Seq108783 Superstition Fire & Med /Org=Superstition Fire & Medical Distri Srf# Gb00000053026928 Trn#220831 108783 Rfb# 768
		<b>\$316,874.47</b>	<b>Total electronic deposits/bank credits</b>
		<b>\$316,874.47</b>	<b>Total credits</b>

**Debits**

**Electronic debits/bank debits**

Effective date	Posted date	Amount	Transaction detail
	08/02	290.66	Merchant Service Merch Fee 220731 8029396648 Superstition Fire and
	08/04	1,521.76	WT Seq#76610 Pinal County /Bnf=Pinal County Master Srf# Gw00000052463715 Trn#220804076610 Rfb# 759
	08/04	72,098.24	WT Seq#76599 Pinal County /Bnf=Pinal County Master Srf# Gw00000052463830 Trn#220804076599 Rfb# 758
	08/11	40.00	WT Seq#94723 Pinal County /Bnf=Pinal County Master Srf# Gw00000052612922 Trn#220811094723 Rfb# 762
	08/11	83,700.00	WT Seq#94738 Pinal County /Bnf=Pinal County Master Srf# Gw00000052613222 Trn#220811094738 Rfb# 761
	08/18	400.00	WT Seq#88697 Pinal County /Bnf=Pinal County Master Srf# Gw00000052759361 Trn#220818088697 Rfb# 765
	08/18	57,395.00	WT Seq#88692 Pinal County /Bnf=Pinal County Master Srf# Gw00000052759635 Trn#220818088692 Rfb# 764
	08/25	72,745.00	WT Seq#82791 Pinal County /Bnf=Pinal County Master Srf# Gw00000052901259 Trn#220825082791 Rfb# 767
	08/31	35,245.00	WT Seq108803 Pinal County /Bnf=Pinal County Master Srf# Gw00000053028471 Trn#220831 108803 Rfb# 769
		<b>\$323,435.66</b>	<b>Total electronic debits/bank debits</b>
		<b>\$323,435.66</b>	<b>Total debits</b>

**Daily ledger balance summary**

Date	Balance	Date	Balance	Date	Balance
07/31	6,562.92	08/10	52,692.39	08/22	23,543.55
08/01	9,903.63	08/11	1.61	08/23	27,433.27
08/02	20,346.25	08/12	8,738.36	08/24	39,270.15
08/03	33,738.76	08/15	14,482.35	08/25	3.37
08/04	3.36	08/16	16,175.16	08/26	8,322.28
08/05	12,399.25	08/17	33,224.48	08/29	10,392.87
08/08	32,592.31	08/18	3.19	08/30	19,392.17
08/09	40,541.70	08/19	17,504.53	08/31	1.73
<b>Average daily ledger balance</b>		<b>\$16,601.14</b>			



---

Effective June 1, 2022, we are making changes to the non-sufficient funds (NSF) and overdraft fees that affect your Commercial Banking account. Please review the below details:

**Elimination of Returned Item (Non-sufficient Funds/NSF) Fee**

We will no longer charge a NSF fee on certain items we return unpaid due to non-sufficient funds. The fee is displayed on your deposit or Client Analysis statement as NSF RETURN ITEM FEE or service code 24253 - OVERDRAFT CHARGE-RETURNED ITEM. Overdraft fees will continue to apply to items we pay into overdraft (up to a maximum of four fees per day for Commercial Banking accounts). These changes do not affect fees that third parties or other banks may charge.

For current versions of the Commercial Account Agreement, and applicable addenda, please visit [wellsfargo.com/treasury](https://wellsfargo.com/treasury). If you have additional questions, contact your relationship team.

---

**Elimination of the overdraft protection transfer and advance fee**

If you have linked your account to a savings account or credit card for overdraft protection, we will no longer charge the overdraft protection transfer or advance fee. Advances from a linked credit card will continue to accrue interest from the date of each advance. Overdraft fees continue to apply to any items we pay into overdraft where transfers and advances from your linked accounts cannot cover the cost.

# Commercial Checking Acct Public Funds

Account number: 4797829967 ■ August 1, 2022 - August 31, 2022 ■ Page 1 of 3



SUPERSTITION FIRE & MEDICAL DISTRICT  
TRANSPORT LOCKBOX ACCOUNT  
565 N IDAHO RD  
APACHE JUNCTION AZ 85119-4014

## Questions?

Call your Customer Service Officer or Client Services  
**1-800-AT WELLS** (1-800-289-3557)  
5:00 AM TO 6:00 PM Pacific Time Monday - Friday

Online: [wellsfargo.com](http://wellsfargo.com)

Write: Wells Fargo Bank, N.A. (182)  
PO Box 63020  
San Francisco, CA 94163



## IMPORTANT ACCOUNT INFORMATION

We're making important changes to the terms and conditions of some of our accounts. If these changes affect you, they will be included in the Important Account Information section associated with your specific account.

## Account summary

### Commercial Checking Acct Public Funds

Account number	Beginning balance	Total credits	Total debits	Ending balance
4797829967	\$3,496.04	\$87,482.63	-\$89,075.00	\$1,903.67

(K)

## Credits

### Deposits

Effective date	Posted date	Amount	Transaction detail
	08/01	6,109.02	Wholesale Lockbox Deposit Los Angeles Box 845500 Deposit 1
	08/02	9,276.28	Wholesale Lockbox Deposit Los Angeles Box 845500 Deposit 1
	08/03	3,685.70	Wholesale Lockbox Deposit Los Angeles Box 845500 Deposit 1
	08/04	651.80	Wholesale Lockbox Deposit Los Angeles Box 845500 Deposit 1
	08/05	4,989.43	Wholesale Lockbox Deposit Los Angeles Box 845500 Deposit 1
	08/08	2,121.68	Wholesale Lockbox Deposit Los Angeles Box 845500 Deposit 1
	08/09	11,349.98	Wholesale Lockbox Deposit Los Angeles Box 845500 Deposit 1
	08/10	3,889.39	Wholesale Lockbox Deposit Los Angeles Box 845500 Deposit 1
	08/11	995.48	Wholesale Lockbox Deposit Los Angeles Box 845500 Deposit 1
	08/12	1,793.52	Wholesale Lockbox Deposit Los Angeles Box 845500 Deposit 1
	08/15	385.72	Wholesale Lockbox Deposit Los Angeles Box 845500 Deposit 1
	08/16	5,017.48	Wholesale Lockbox Deposit Los Angeles Box 845500 Deposit 1
	08/17	6,448.51	Wholesale Lockbox Deposit Los Angeles Box 845500 Deposit 1
	08/18	2,415.09	Wholesale Lockbox Deposit Los Angeles Box 845500 Deposit 1
	08/19	940.72	Wholesale Lockbox Deposit Los Angeles Box 845500 Deposit 1
	08/22	6,362.44	Wholesale Lockbox Deposit Los Angeles Box 845500 Deposit 1
	08/23	10,730.64	Wholesale Lockbox Deposit Los Angeles Box 845500 Deposit 1



**Deposits (continued)**

Effective date	Posted date	Amount	Transaction detail
	08/24	4,193.39	Wholesale Lockbox Deposit Los Angeles Box 845500 Deposit 1
	08/25	613.35	Wholesale Lockbox Deposit Los Angeles Box 845500 Deposit 1
	08/26	352.65	Wholesale Lockbox Deposit Los Angeles Box 845500 Deposit 1
	08/29	3,006.91	Wholesale Lockbox Deposit Los Angeles Box 845500 Deposit 1
	08/30	960.60	Wholesale Lockbox Deposit Los Angeles Box 845500 Deposit 1
	08/31	1,192.85	Wholesale Lockbox Deposit Los Angeles Box 845500 Deposit 1
		<b>\$87,482.63</b>	<b>Total deposits</b>
		<b>\$87,482.63</b>	<b>Total credits</b>

**Debits**

**Electronic debits/bank debits**

Effective date	Posted date	Amount	Transaction detail
	08/04	20,020.00	WT Seq#76591 Superstition Fire & Med /Bnf=Superstition Fire & Medical Distri Srf# Gb00000052463709 Trn#220804076591 Rfb# 757
	08/11	22,150.00	WT Seq#94721 Superstition Fire & Med /Bnf=Superstition Fire & Medical Distri Srf# Gb00000052613169 Trn#220811094721 Rfb# 760
	08/18	11,900.00	WT Seq#88681 Superstition Fire & Med /Bnf=Superstition Fire & Medical Distri Srf# Gb00000052759358 Trn#220818088681 Rfb# 763
	08/25	26,810.00	WT Seq#82782 Superstition Fire & Med /Bnf=Superstition Fire & Medical Distri Srf# Gb00000052901257 Trn#220825082782 Rfb# 766
	08/31	8,195.00	WT Seq108783 Superstition Fire & Med /Bnf=Superstition Fire & Medical Distri Srf# Gb00000053026928 Trn#220831108783 Rfb# 768
		<b>\$89,075.00</b>	<b>Total electronic debits/bank debits</b>
		<b>\$89,075.00</b>	<b>Total debits</b>

**Daily ledger balance summary**

Date	Balance	Date	Balance	Date	Balance
07/31	3,496.04	08/10	25,549.32	08/22	15,858.28
08/01	9,605.06	08/11	4,394.80	08/23	26,588.92
08/02	18,881.34	08/12	6,188.32	08/24	30,782.31
08/03	22,567.04	08/15	6,574.04	08/25	4,585.66
08/04	3,198.84	08/16	11,591.52	08/26	4,938.31
08/05	8,188.27	08/17	18,040.03	08/29	7,945.22
08/08	10,309.95	08/18	8,555.12	08/30	8,905.82
08/09	21,659.93	08/19	9,495.84	08/31	1,903.67
<b>Average daily ledger balance</b>		<b>\$11,094.48</b>			

Effective June 1, 2022, we are making changes to the non-sufficient funds (NSF) and overdraft fees that affect your Commercial Banking account. Please review the below details:

**Elimination of Returned Item (Non-sufficient Funds/NSF) Fee**

©2010 Wells Fargo Bank, N.A.  
All rights reserved. Member FDIC.

---

We will no longer charge a NSF fee on certain items we return unpaid due to non-sufficient funds. The fee is displayed on your deposit or Client Analysis statement as NSF RETURN ITEM FEE or service code 24253 - OVERDRAFT CHARGE-RETURNED ITEM. Overdraft fees will continue to apply to items we pay into overdraft (up to a maximum of four fees per day for Commercial Banking accounts). These changes do not affect fees that third parties or other banks may charge.

For current versions of the Commercial Account Agreement, and applicable addenda, please visit [wellsfargo.com/treasury](https://wellsfargo.com/treasury). If you have additional questions, contact your relationship team.

---

**Elimination of the overdraft protection transfer and advance fee**

If you have linked your account to a savings account or credit card for overdraft protection, we will no longer charge the overdraft protection transfer or advance fee. Advances from a linked credit card will continue to accrue interest from the date of each advance. Overdraft fees continue to apply to any items we pay into overdraft where transfers and advances from your linked accounts cannot cover the cost.

9/3/22  
10:48:54 AM

**Superstition Fire & Medical District**

Balance Sheet

As of 8/31/2022

FUND: (150) Not Defined

**Assets**

**Current Assets**

Fund Cash (Transport)	\$767,138.51	
Payroll Account (Transport)	(312,861.01)	
Total Current Assets		\$454,277.50

(L)

**Total Assets**

\$454,277.50

**Liabilities and Equity**

**Current Liabilities**

Sales Tax Payable	\$31.51	
Voluntary Long Term Disability Ins	773.82	
Voluntary Supplemental Life Insurance	163.16	
AFLAC	160.47	
Due To Other Funds	452,325.53	
Total Current Liabilities		\$453,454.49

**Total Liabilities**


\$453,454.49

**Equity**

Fund Balance - Transport Fund	\$(93,953.41)	
Current Year Profit/Loss	94,776.42	
Total Equity		823.01

**Total Liabilities and Equity**

\$454,277.50



Manage your account online at : [www.chase.com/cardhelp](http://www.chase.com/cardhelp)

Customer Service: 1-800-945-2029

Mobile: Download the Chase Mobile® app today

September 2022						
S	M	T	W	T	F	S
28	29	30	31	1	2	3
4	5	6	7	8	9	10
11	12	13	14	15	16	17
18	19	20	21	22	23	24
25	26	27	28	29	30	1
2	3	4	5	6	7	8

New Balance  
**\$16,361.79**  
 Minimum Payment Due  
**\$3,272.00**  
 Payment Due Date  
**09/04/22**

**Late Payment Warning:** If we do not receive your minimum payment by the due date, you may have to pay a late fee, and existing and new balances may become subject to the Default APR.

**Minimum Payment Warning:** Enroll in Auto-Pay and avoid missing a payment. To enroll, go to [www.chase.com](http://www.chase.com)

### ACCOUNT SUMMARY

Account Type	Account Number	Account Name
Chase Ink® Card	4246 3152 5232 6481	ROGER WOOD SUPERSTITION FIRE

Handwritten calculations:

$$\begin{array}{r} 100 \\ \hline 12,372.65 \end{array}$$

$$\begin{array}{r} 150 \\ \hline 1900.53 \\ \textcircled{M} \end{array}$$

$$\begin{array}{r} 200 \\ \hline \end{array}$$

$$\begin{array}{r} 400 \\ \hline 2088.61 \end{array}$$

### YOUR ACCOUNT MESSAGES

Fraud and scams can happen to anyone. Protect yourself and older loved ones by learning the warning signs and other helpful tips. For more information, visit [www.chase.com/financialabuse](http://www.chase.com/financialabuse)

000001 FIS3339 C 1

Y 9 10 22/06/10

Page 1 of 3

05630 MADA 38632

22210000010003683201



P.O. BOX 15123  
 WILMINGTON, DE 19850-5123  
 For Undeliverable Mail Only

Make your payment at  
[chase.com/paycard](http://chase.com/paycard)

42463152523264810032720001636179000000005

Payment Due Date:	09/04/22
New Balance:	\$16,361.79
Minimum Payment Due:	\$3,272.00


Account number: 4246 3152 5232 6481

\$ \_\_\_\_\_ Amount Enclosed  
 Make/Mail to Chase Card Services at the address below:

36632 BEX 9 22222 C  
 ROGER WOOD  
 SUPERSTITION FIRE  
 565 N IDAHO RD  
 APACHE JUNCTION AZ 85119-4014

CARDMEMBER SERVICE  
 PO BOX 6294  
 CAROL STREAM IL 60187-6294

⑆ 5000 160 2816 6595 2523 2648 151⑈



### ACCOUNT ACTIVITY

Date of Transaction	Merchant Name or Transaction Description	\$ Amount
07/16	Payment ThankYou - Image Check	-33.63
07/18	Payment ThankYou - Image Check	-1,094.99
07/16	Payment ThankYou - Image Check	-1,535.40
07/16	Payment ThankYou - Image Check	-760.89
07/16	Payment ThankYou - Image Check	-546.67
07/15	ECONO LODGES SANTA FE NM	100 539.10 22340 539.68
07/20	OFFICE DEPOT #5101 800-463-3768 AZ	100 119.60 22340 179.41 150 59.81 22341
07/27	EAGLE SIGN AND ENGRAVI MESA AZ	100 254.35 22405 381.53 150 127.17 22406
07/26	OFFICEMAX/DEPOT 6678 APACHE JUNCTI AZ	100 32.02 22350 48.04 150 16.02 22351
ROGER WOOD TRANSACTIONS THIS CYCLE (CARD 6481) \$2822.92- INCLUDING PAYMENTS RECEIVED		
07/27	ASFTC STATE FIRE SCHOOL 623-333-6501 AZ	100 137.50 22380 139.50
07/27	ASFTC STATE FIRE SCHOOL 623-333-6501 AZ	100 179.50 22380 179.50
07/30	COSTCO WHSE #1028 MESA AZ	100 152.48 22393 156.98
07/30	TST* Some Burros - 11 - R Mesa AZ	100 247.89 22393 247.89
07/31	TST* Some Burros - 11 - R Mesa AZ	100 245.57 22395 245.57
08/02	ASFTC STATE FIRE SCHOOL 623-333-6501 AZ	100 139.50 22431 139.50
08/02	ASFTC STATE FIRE SCHOOL 623-333-6501 AZ	100 179.50 22497 179.50
08/02	ASFTC STATE FIRE SCHOOL 623-333-6501 AZ	100 179.50 22497 179.50
08/04	ASFTC STATE FIRE SCHOOL 623-333-6501 AZ	100 139.50 22433 139.50
08/06	ASFTC STATE FIRE SCHOOL 623-333-6501 AZ	100 139.50 22497 139.50
JEFF CRANMER TRANSACTIONS THIS CYCLE (CARD 6549) \$1746.94		
07/21	INTERNATIONAL ASSOCIATION 703-2730911 VA	100 999.00 22342 999.00
RICHARD MOONEY TRANSACTIONS THIS CYCLE (CARD 6572) \$999.00		
07/11	Arizona Fire Chiefs Assoc 623-581-8596 AZ	100 275.00 22370 275.00
07/22	ARIZONA SHRM STATE COU 602-695-5373 AZ	100 1070.06 22322 1598.00 150 522.34 22324
07/22	AMZN Mktp US*AK7UW9LC3 Amzn.com/bill WA	100 2.01 22368 3.02 150 1.01 22370
07/24	AMZN Mktp US*MR1L19GF3 Amzn.com/bill WA	100 177.19 22388 256.79 150 85.60 22370
07/28	VISTAPRINT 866-207-4955 MA	100 39.63 22507 59.45 150 19.82 22508
08/01	OFFICEMAX/DEPOT 6678 800-463-3768 AZ	100 28.01 22423 28.27
08/04	GENALTO AZ FINGER PASADENA CA	100 42.00 22487 42.00
ANNA BUTEL TRANSACTIONS THIS CYCLE (CARD 6655) \$2262.53		
07/13	ONE BEAT CPR LEARNING 855-663-2328 FL	1588.00 400 22491
TINA GEROLA TRANSACTIONS THIS CYCLE (CARD 6473) \$1588.00		
07/25	ECONO LODGES SANTA FE NM	-179.83
07/12	LA QUINTA MOTOR INNS 615-8346900 NM	176.57
07/14	ECONO LODGES SANTA FE NM	944.44
07/14	ECONO LODGES SANTA FE NM	100 424.78 22415 404.76
07/19	ECONO LODGES SANTA FE NM	1124.27
07/19	ECONO LODGES SANTA FE NM	944.44
08/06	JUNCTION BIKE COMPANY LLC APACHE JCT AZ	100 22490 35.00
AMY BROOKS TRANSACTIONS THIS CYCLE (CARD 7121) \$3449.65		
07/28	ID CARDS INSTANTCARD HTTPSWWW.INST MD	100 06 22357 100.00 150 34 22359
07/30	STAPLS7361857052000001 877-8267755 NJ	100 22390 423.62
07/30	STAPLS7361881984000001 877-8267755 NJ	100 22390 472.98
KELLY BARTZ TRANSACTIONS THIS CYCLE (CARD 3849) \$996.60		
07/19	SQ *GLOBAL TRAVEL SERVICE Saint Paul MN	100 65.72 22366 38.58 150 12.86 22367
07/19	DELTA AIR Baggage Fee PHOENIX AZ	100 30 22366 30.00
07/22	DELTA AIR Baggage Fee MINN/ST PAUL MN	100 30 22366 30.00
07/22	UBER TRIP HELP.UBER.COM CA	100 65.14 22366 26.58 150 7.38 22367
07/22	HOLIDAY INN ST PAUL DOWN ST PAUL MN	100 381.69 22366 570.96 150 190.32 22367
07/22	HOLIDAY INN ST PAUL DOWN ST PAUL MN	100 380.64 22366 570.96 150 190.32 22367
07/22	DELTA AIR Baggage Fee MINN/ST PAUL MN	100 30 22366 30.00 150 30 22367
08/03	JONES & BARTLETT LEARNING 800-832-0034 MA	100 22490 43.79
DAVID POHLMANN TRANSACTIONS THIS CYCLE (CARD 1439) \$1340.85		



# ACCOUNT ACTIVITY (CONTINUED)

Date of Transaction	Merchant Name or Transaction Description	\$ Amount
07/10	FEDEX 542914486 800-4633339 TN	18.45
07/12	FEDEX 543096822 800-4633339 TN	3.59
07/13	BRIDGESTONE HOSEPOWER 904-264-1267 FL	267.98
07/18	DAYS INNS/DAYSTOP 928-5271477 AZ	317.98
07/16	DAYS INNS/DAYSTOP 928-5271477 AZ	317.98
07/18	Amazon.com*N16L94463 Amzn.com/bill WA	17.94
07/19	FEDEX 543790407 800-4633339 TN	70.05
07/21	WALMART.COM AA 800-966-6546 AR	64.23
07/22	Amazon.com*5T2GW6V73 Amzn.com/bill WA	81.81
07/23	AMZN Mktp US*QM2286U63 Amzn.com/bill WA	235.38
07/28	SQ*HEBER TIRE Heber AZ	132.50
07/28	HOMEDEPOT.COM 800-430-3376 GA	272.74
08/02	GOLDBERG DISTRIBUTORS GILBERT AZ	116.36
08/02	FEDEX 545180868 800-4633339 TN	3.57
08/02	FEDEX 544984404 800-4633339 TN	24.24
08/08	AMZN Mktp US*DT41W6WP3 Amzn.com/bill WA	436.38
08/07	AMZN Mktp US*PB20P8Y13 Amzn.com/bill WA	30.54
VAUGHN CROSHAW TRANSACTIONS THIS CYCLE (CARD 8245) \$2411.72		
07/09	THE HOME DEPOT #0404 MESA AZ	17.84
JONATHAN WILLIAMSON TRANSACTIONS THIS CYCLE (CARD 3402) \$17.84		
07/13	ARIZONA AMBULANCE ASSOCI 480-567-4106 AZ	400.00
BILLY WARREN TRANSACTIONS THIS CYCLE (CARD 6355) \$400.00		

2022 Totals Year-to-Date	
Total fees charged in 2022	\$39.00
Total interest charged in 2022	\$0.00

Year-to-date totals do not reflect any fee or interest refunds you may have received.

## INTEREST CHARGES

Your Annual Percentage Rate (APR) is the annual interest rate on your account.

Balance Type	Annual Percentage Rate (APR)	Balance Subject To Interest Rate	Interest Charges
<b>PURCHASES</b>			
Purchases	12.49%(v)(d)	- 0 -	- 0 -
<b>CASH ADVANCES</b>			
Cash Advances	21.49%(v)(d)	- 0 -	- 0 -
<b>BALANCE TRANSFERS</b>			
Balance Transfer	12.49%(v)(d)	- 0 -	- 0 -

31 Days In Billing Period

(v) = Variable Rate

(d) = Daily Balance Method (including new transactions)

(a) = Average Daily Balance Method (including new transactions)

Please see Information About Your Account section for the Calculation of Balance Subject to Interest Rate, Annual Renewal Notice, How to Avoid Interest on Purchases, and other important information, as applicable.

# Superstition Fire & Medical District Monthly Pinal County Treasurer's Bank Account Reconciliation

## 200 Capital Projects Fund

### Reconciliation References:

- A Previous month's bank ending balance / current month's bank beginning balance
- B Interest Income
- C Current month's real property tax receipts
- D Current month's personal property tax receipts
- E Current month's Accounts Payable disbursements
- F Current month's bank ending balance
- G Outstanding warrants at month's end
- H Cash Balance per G/L Balance Sheet



**Superstition Fire & Medical District  
Capital Project (Fund 200) Cash Reconciliation  
Fiscal Year 2022 - 2023  
8/31/2022**



	Deposits (Cash Receipts)	Cash Disbursements	Book Balance
Book Balance as of: 8/1/2022			<u>\$2,113,830.37</u> (A)
<u>Activity During the Month</u>			
Journal Entries:			
Interest Income (Expense):	1,691.84		1,691.84 (B)
Deposits			-
Revenue Transfer			-
Cash Receipts			
Real Estate Taxes	1,507.82		1,507.82 (C)
Personal Property Taxes	321.12		321.12 (D)
SRP Contributions			-
Cash Disbursements			
A) Accounts Payable		(107,743.08)	(107,743.08) (E)
B) Transfer In / Out			-
C) Refund Interest			0.00
	<u>\$3,520.78</u>	<u>(107,743.08)</u>	<u>\$2,009,608.07</u>
<u>Pinal County Bank Balance</u>			
Ending Bank Balance as of: 8/31/2022	Balance from YTD Column		\$ 2,065,651.90 (F)
	Check #		
Less: Outstanding Warrant		(86,098.48)	
Less: Outstanding Warrant			
Less: Deposit in transit			(86,098.48) (G)
			<u>\$ 1,979,553.42</u>
Prepared by: <u>Regan Wood 9/1/2022</u>			Balance per B/S \$ 1,979,553.42 (H)
Reviewed by: _____			Difference \$ -



# Pinal County Treasurer

## Monthly Statement

Date Range: 8/1/2022 to 8/31/2022

Account	Period	YTD		
<b>6116421101</b>	<b>Superstition Fire &amp; Medical Dist Capital Projects</b>			
Begin Balance:	(A) 2,113,830.37	2,110,337.34		
Income:	3,520.78	7,013.81		
LOC Advance:	.00	.00		
Expense:	(51,699.25)	(51,699.25)	LOC:	.00
LOC Payments:	.00	.00	Warrants Outstanding:	(86,098.48)
Cash Balance:	2,065,651.90	(F) 2,065,651.90	End:	1,979,553.42

### Monthly Statement Summary

Source Code	Description	MTD Amount	YTD Amount
<b>6116421101</b>	<b>Superstition Fire &amp; Medical Dist</b>	<b>Beginning Balance:</b>	<b>2,113,830.37</b>
			<b>2,110,337.34</b>
11100.2017	2017 Real Estate Taxes	.00	.19
11100.2018	2018 Real Estate Taxes	.00	.19
11100.2019	2019 Real Estate Taxes	.00	.19
11100.2020	2020 Real Estate Taxes	.00	.19
11100.2021	2021 Real Estate Taxes	1,507.82	3,595.16
12100.2017	2017 Personal Property Taxes	15.13	38.36
12100.2018	2018 Personal Property Taxes	30.09	82.08
12100.2019	2019 Personal Property Taxes	81.35	102.11
12100.2020	2020 Personal Property Taxes	70.07	123.00
12100.2021	2021 Personal Property Taxes	124.48	354.21
21100.39	Principal Trust Investment Interest	10.31	15.38
21100.46	Wells Fargo Investment Investment Interest	118.93	262.22
21100.47	WF Money Market Investment Interest	707.44	1,131.85
21100.55	Multi-Bank Securities Investment Interest	108.25	238.33
21100.70	Vining Sparks Investment Interest	587.69	911.13
21100.80	Stifel Nicolaus & Company Investment Interest	159.22	159.22
90930.0	Warrants Redeemed	(51,699.25)	(51,699.25)
	<b>Ending Balance:</b>	<b>2,065,651.90</b>	<b>2,065,651.90</b>

Handwritten annotations: (C) \$1,507.82, (D) \$321.12, (B) \$1,691.84

### Monthly Statement Detail

Date	Notes	Doc #	Amount	C/D
<b>6116421101 Superstition Fire &amp; Medical Dist Capital Projects</b>			<b>Beginning Balance: 2,113,830.37</b>	
11100.2021 2021 Real Estate Taxes			Source Code Total: 1,507.82	
08/01	Tax Distribution	0	9.26	C
08/01	Tax Distribution	0	.41	C
08/01	Tax Distribution	0	29.22	C
08/02	Tax Distribution	0	11.90	C
08/02	Tax Distribution	0	34.95	C
08/03	Tax Distribution	0	138.35	C
08/03	Tax Distribution	0	45.38	C
08/04	Tax Distribution	0	(.80)	C
08/04	Tax Distribution	0	1.87	C
08/05	Tax Distribution	0	1.23	C
08/05	Tax Distribution	0	4.83	C
08/08	Tax Distribution	0	101.24	C
08/09	Tax Distribution	0	5.98	C
08/09	Tax Distribution	0	152.45	C
08/10	Tax Distribution	0	26.06	C



# Pinal County Treasurer

## Monthly Statement

Date Range: 8/1/2022 to 8/31/2022

08/10	Tax Distribution	0	10.36	C
08/11	Tax Distribution	0	.78	C
08/12	Tax Distribution	0	31.13	C
08/12	Tax Distribution	0	.05	C
08/15	Tax Distribution	0	43.50	C
08/15	Tax Distribution	0	9.61	C
08/15	Tax Distribution	0	17.26	C
08/16	Tax Distribution	0	4.08	C
08/17	Tax Distribution	0	13.00	C
08/17	Tax Distribution	0	7.40	C
08/17	Tax Distribution	0	5.05	C
08/18	Tax Distribution	0	50.05	C
08/19	Tax Distribution	0	31.52	C
08/19	Tax Distribution	0	23.74	C
08/22	Tax Distribution	0	269.49	C
08/23	Tax Distribution	0	2.68	C
08/23	Tax Distribution	0	21.54	C
08/24	Tax Distribution	0	1.30	C
08/24	Tax Distribution	0	32.79	C
08/25	Tax Distribution	0	42.07	C
08/25	Tax Distribution	0	.15	C
08/26	Tax Distribution	0	28.82	C
08/29	Tax Distribution	0	45.83	C
08/29	Tax Distribution	0	13.08	C
08/29	Tax Distribution	0	16.46	C
08/29	Tax Distribution	0	59.08	C
08/30	Tax Distribution	0	87.45	C
08/31	Tax Distribution	0	45.47	C
08/31	Tax Distribution	0	31.75	C
12100.2017	2017 Personal Property Taxes		Source Code Total: 15.13	
08/05	Tax Distribution	0	.18	C
08/15	Tax Distribution	0	.47	C
08/17	Tax Distribution	0	5.06	C
08/18	Tax Distribution	0	4.98	C
08/19	Tax Distribution	0	1.91	C
08/22	Tax Distribution	0	.67	C
08/29	Tax Distribution	0	1.86	C
12100.2018	2018 Personal Property Taxes		Source Code Total: 30.09	
08/04	Tax Distribution	0	3.78	C
08/08	Tax Distribution	0	5.31	C
08/16	Tax Distribution	0	.53	C
08/16	Tax Distribution	0	.18	C
08/17	Tax Distribution	0	4.97	C
08/18	Tax Distribution	0	4.89	C
08/19	Tax Distribution	0	1.88	C
08/22	Tax Distribution	0	.51	C
08/22	Tax Distribution	0	.67	C
08/24	Tax Distribution	0	1.08	C
08/26	Tax Distribution	0	2.73	C
08/29	Tax Distribution	0	1.70	C
08/29	Tax Distribution	0	1.86	C
12100.2019	2019 Personal Property Taxes		Source Code Total: 81.35	
08/03	Tax Distribution	0	1.04	C



# Pinal County Treasurer

## Monthly Statement

Date Range: 8/1/2022 to 8/31/2022

08/03	Tax Distribution	0	7.46	C
08/04	Tax Distribution	0	2.23	C
08/04	Tax Distribution	0	7.02	C
08/05	Tax Distribution	0	.53	C
08/08	Tax Distribution	0	5.22	C
08/10	Tax Distribution	0	9.58	C
08/16	Tax Distribution	0	1.47	C
08/17	Tax Distribution	0	4.91	C
08/18	Tax Distribution	0	32.17	C
08/19	Tax Distribution	0	1.85	C
08/19	Tax Distribution	0	.21	C
08/22	Tax Distribution	0	.67	C
08/26	Tax Distribution	0	2.68	C
08/29	Tax Distribution	0	1.67	C
08/29	Tax Distribution	0	1.86	C
08/31	Tax Distribution	0	.78	C
12100.2020 2020 Personal Property Taxes			Source Code Total: 70.07	
08/01	Tax Distribution	0	1.10	C
08/03	Tax Distribution	0	1.04	C
08/03	Tax Distribution	0	11.57	C
08/04	Tax Distribution	0	8.14	C
08/05	Tax Distribution	0	.53	C
08/08	Tax Distribution	0	5.13	C
08/10	Tax Distribution	0	11.54	C
08/10	Tax Distribution	0	1.03	C
08/16	Tax Distribution	0	1.54	C
08/17	Tax Distribution	0	4.85	C
08/18	Tax Distribution	0	4.84	C
08/18	Tax Distribution	0	1.56	C
08/19	Tax Distribution	0	1.81	C
08/19	Tax Distribution	0	4.50	C
08/22	Tax Distribution	0	.67	C
08/23	Tax Distribution	0	2.38	C
08/24	Tax Distribution	0	.15	C
08/26	Tax Distribution	0	.76	C
08/26	Tax Distribution	0	2.62	C
08/29	Tax Distribution	0	1.67	C
08/29	Tax Distribution	0	1.86	C
08/31	Tax Distribution	0	.78	C
12100.2021 2021 Personal Property Taxes			Source Code Total: 124.48	
08/01	Tax Distribution	0	5.19	C
08/01	Tax Distribution	0	.07	C
08/03	Tax Distribution	0	1.04	C
08/03	Tax Distribution	0	11.56	C
08/04	Tax Distribution	0	3.84	C
08/04	Tax Distribution	0	1.38	C
08/05	Tax Distribution	0	5.58	C
08/08	Tax Distribution	0	5.03	C
08/10	Tax Distribution	0	11.94	C
08/10	Tax Distribution	0	5.44	C
08/10	Tax Distribution	0	1.03	C
08/11	Tax Distribution	0	1.35	C
08/12	Tax Distribution	0	.19	C



# Pinal County Treasurer

## Monthly Statement

Date Range: 8/1/2022 to 8/31/2022

08/15	Tax Distribution	0	10.26	C
08/15	Tax Distribution	0	2.21	C
08/15	Tax Distribution	0	1.60	C
08/16	Tax Distribution	0	1.62	C
08/17	Tax Distribution	0	1.17	C
08/17	Tax Distribution	0	4.77	C
08/18	Tax Distribution	0	4.79	C
08/19	Tax Distribution	0	1.78	C
08/19	Tax Distribution	0	4.41	C
08/22	Tax Distribution	0	6.02	C
08/22	Tax Distribution	0	.67	C
08/23	Tax Distribution	0	2.38	C
08/23	Tax Distribution	0	.24	C
08/24	Tax Distribution	0	6.80	C
08/24	Tax Distribution	0	.55	C
08/26	Tax Distribution	0	5.49	C
08/26	Tax Distribution	0	2.62	C
08/29	Tax Distribution	0	3.54	C
08/29	Tax Distribution	0	1.54	C
08/29	Tax Distribution	0	1.86	C
08/30	Tax Distribution	0	1.74	C
08/31	Tax Distribution	0	3.87	C
08/31	Tax Distribution	0	.78	C
08/31	Tax Distribution	0	.13	C
21100.39	Principal Trust Investment Interest		Source Code Total:	10.31
08/01	Investment Interest	0	10.31	C
21100.46	Wells Fargo Investment Investment Interest		Source Code Total:	118.93
08/03	Investment Interest	0	50.75	C
08/26	Investment Interest	0	29.63	C
08/29	Investment Interest	0	38.55	C
21100.47	WF Money Market Investment Interest		Source Code Total:	707.44
08/01	Investment Interest	0	707.44	C
21100.55	Multi-Bank Securities Investment Interest		Source Code Total:	108.25
08/18	Investment Interest	0	21.19	C
08/24	Investment Interest	0	14.79	C
08/25	Investment Interest	0	30.79	C
08/26	Investment Interest	0	41.48	C
21100.70	Vining Sparks Investment Interest		Source Code Total:	587.69
08/04	Investment Interest	0	38.90	C
08/09	Investment Interest	0	198.36	C
08/12	Investment Interest	0	21.94	C
08/12	Investment Interest	0	24.58	C
08/15	Investment Interest	0	7.33	C
08/22	Investment Interest	0	12.52	C
08/23	Investment Interest	0	55.56	C
08/24	Investment Interest	0	44.37	C
08/25	Investment Interest	0	46.18	C
08/26	Investment Interest	0	38.52	C
08/29	Investment Interest	0	37.10	C
08/29	Investment Interest	0	62.33	C
21100.80	Stifel Nicolaus & Company Investment Interest		Source Code Total:	159.22
08/09	Investment Interest	0	17.50	C
08/23	Investment Interest	0	94.04	C



# Pinal County Treasurer

## Monthly Statement

Date Range: 8/1/2022 to 8/31/2022

08/23	Investment Interest	0	25.42	C
08/29	Investment Interest	0	22.26	C
90930.0 Warrants Redeemed			Source Code Total: (51,699.25)	
08/05	Paid Warrants	0	(29,909.65)	D
08/10	Paid Warrants	0	(21,644.60)	D
08/15	Paid Warrants	0	(145.00)	D
6116421101 Superstition Fire & Medical Dist Capital Projects			<b>Ending Balance: 2,065,651.90</b>	

### Warrant Detail

Payee Name	Warrant	Amount	Issue Dt	Status Dt	Voucher
<b>6116421101 Superstition Fire &amp; Medical Dist Capital Projects</b>					Account Total: 137,797.73
Fund: 1107					Fund Total: 137,797.73
Status: OUTS					Status Total: 86,098.48
PNC EQUIPMENT FINANCE, LLC Status: PAID	1107000708	86,098.48	08/31/22	09/01/22	Status Total: 51,699.25
CITY OF MESA	1107000705	145.00	06/29/22	08/15/22	
L.N. CURTIS & SONS	1107000706	29,909.65	07/27/22	08/05/22	
US DIGITAL DESIGNS, INC.	1107000707	21,644.60	08/03/22	08/10/22	
	Count	Amount			
Total OUTS:	1	86,098.48			
Total PAID:	3	51,699.25			



**Superstition Fire & Medical District**  
AP Check Register (Current by Bank)  
Check Dates: 8/1/2022 to 8/31/2022

Check No.	Date	Status*	Vendor ID	Payee Name	Amount
BANK ID: CP - CAPITAL PROJECTS FUND					200-10-10200-10
707	08/03/22	P	USDIGD	US Digital Designs, Inc.	\$21,644.60
708	08/31/22	P	PNCBAN	PNC Equipment Finance, LLC	\$86,098.48
BANK CP REGISTER TOTAL:					\$107,743.08
GRAND TOTAL :					\$107,743.08

(E)

\* Check Status Types: "P" - Printed ; "M" - Manual ; "V" - Void ( Void Date ) ; "A" - Application ; "E" - EFT  
\*\* Denotes broken check sequence.

9/1/22  
12:34:49 PM

# Superstition Fire & Medical District

## Balance Sheet

As of 8/31/2022

FUND: (200) Capital Projects Fund

### Assets

#### Current Assets

Fund Cash - Capital Projects	\$1,979,553.42	
Due From other funds	425,307.55	
Total Current Assets		<u>\$2,404,860.97</u>
Total Assets		<u><u>\$2,404,860.97</u></u>

### Liabilities and Equity

#### Equity

Fund Balance - Capital Projects	\$2,535,499.89	
Current Year Profit/Loss	(130,638.92)	
Total Equity		<u>2,404,860.97</u>
Total Liabilities and Equity		<u><u>\$2,404,860.97</u></u>

# Superstition Fire & Medical District Monthly Pinal County Treasurer's Bank Account Reconciliation

## 400 Special Revenue Fund

### Reconciliation References:


- A Previous month's bank ending balance / current month's bank beginning balance
- B Interest Income
- C Current month's donations
- D Current month's disbursements  
Chase MasterCard credit card payment – warrant #1105000328 (paid 8/24/2022)
- E Current month's bank ending balance
- F Cash Balance per G/L Balance Sheet



**Superstition Fire & Medical District  
Special Revenue (Fund 400) Cash Reconciliation  
Fiscal Year 2022 - 2023  
8/31/2022**



	Deposits (Cash Receipts)	Cash Disbursements	Book Balance
Book Balance as of: <span style="float:right">8/1/2022</span>			\$62,681.53 (A)
<u>Activity During the Month</u>			
Journal Entries:			
Interest Income (Expense):	49.80		49.80 (B)
Cash Receipts			
46750 FEMA Grant Receipts			-
47020 AED Donations			-
47100 EMS Cardiac Donations			-
47110 EMS Equipment Donations			-
47120 Prevention/Pub Ed Donations			-
47130 General Donations	200.00		200.00 (C)
Deposits			
Revenue Transfer			-
Cash Disbursements			
A) Accounts Payable		(2,088.61)	(2,088.61) (D)
B) Transfer In / Out			-
C) Refund Interest			-
	\$249.80	(2,088.61)	\$60,842.72
<u>Pinal County Bank Balance</u>			
Ending Bank Balance as of: <span style="float:right">8/31/2022</span>	Balance from YTD Column		\$ 62,931.33 (E)
Less: Outstanding Warrants	Check #	(2,088.61)	(2,088.61) (D)
Plus:			-
Less:			-
			\$ 60,842.72
Prepared by: <u>Roger Wood 9/1/2022</u>			Balance per B/S \$ 60,842.72 (F)
Reviewed by: _____			Difference \$ -



# Pinal County Treasurer

## Monthly Statement

Date Range: 8/1/2022 to 8/31/2022

Account	Period	YTD		
<b>6116422901</b>	<b>Superstition Fire &amp; Medical Dist Special Revenue</b>			
Begin Balance:	(A) 62,681.53	59,284.06		
Income:	249.80	3,680.90		
LOC Advance:	.00	.00		
Expense:	.00	(33.63)	LOC:	.00
LOC Payments:	.00	.00	Warrants Outstanding:	(2,088.61)
Cash Balance:	62,931.33	(E) 62,931.33	End:	60,842.72

### Monthly Statement Summary

Source Code	Description	MTDAmount	YTDAmount
<b>6116422901</b>	<b>Superstition Fire &amp; Medical Dist</b>	<b>Beginning Balance:</b>	<b>62,681.53</b>
			<b>59,284.06</b>
21100.39	Principal Trust Investment Interest	.29	.44
21100.46	Wells Fargo Investment Investment Interest	3.63	8.13
21100.47	WF Money Market Investment Interest	19.97	32.26
21100.55	Multi-Bank Securities Investment Interest	3.30	7.35
21100.70	Vining Sparks Investment Interest	17.90	28.01
21100.80	Stifel Nicolaus & Company Investment Interest	4.71	4.71
73160.0	Deposits	(C) 200.00	3,600.00
90930.0	Warrants Redeemed	.00	(33.63)
	<b>Ending Balance:</b>	<b>62,931.33</b>	<b>62,931.33</b>

### Monthly Statement Detail

Date	Notes	Doc #	Amount	C/D
<b>6116422901 Superstition Fire &amp; Medical Dist Special Revenue</b>			<b>Beginning Balance: 62,681.53</b>	
21100.39 Principal Trust Investment Interest			Source Code Total: .29	
08/01	Investment Interest	0	.29	C
21100.46 Wells Fargo Investment Investment Interest			Source Code Total: 3.63	
08/03	Investment Interest	0	1.56	C
08/26	Investment Interest	0	.90	C
08/29	Investment Interest	0	1.17	C
21100.47 WF Money Market Investment Interest			Source Code Total: 19.97	
08/01	Investment Interest	0	19.97	C
21100.55 Multi-Bank Securities Investment Interest			Source Code Total: 3.30	
08/18	Investment Interest	0	.65	C
08/24	Investment Interest	0	.45	C
08/25	Investment Interest	0	.94	C
08/26	Investment Interest	0	1.26	C
21100.70 Vining Sparks Investment Interest			Source Code Total: 17.90	
08/04	Investment Interest	0	1.20	C
08/09	Investment Interest	0	6.08	C
08/12	Investment Interest	0	.67	C
08/12	Investment Interest	0	.75	C
08/15	Investment Interest	0	.22	C
08/22	Investment Interest	0	.36	C
08/23	Investment Interest	0	1.69	C
08/24	Investment Interest	0	1.35	C
08/25	Investment Interest	0	1.40	C
08/26	Investment Interest	0	1.17	C
08/29	Investment Interest	0	1.12	C
08/29	Investment Interest	0	1.89	C
21100.80 Stifel Nicolaus & Company Investment Interest			Source Code Total: 4.71	



# Pinal County Treasurer

## Monthly Statement

Date Range: 8/1/2022 to 8/31/2022

08/09	Investment Interest	0	.54	C
08/23	Investment Interest	0	.77	C
08/23	Investment Interest	0	2.73	C
08/29	Investment Interest	0	.67	C
73160.0 Deposits			Source Code Total: 200.00	
08/16	400-10-47130-10 William & Bobbie Crow/7145/5766	0	200.00	C
6116422901 Superstition Fire & Medical Dist Special Revenue			<b>Ending Balance: 62,931.33</b>	

### Warrant Detail

Payee Name	Warrant	Amount	Issue Dt	Status Dt	Voucher
<b>6116422901 Superstition Fire &amp; Medical Dist Special Revenue</b>					Account Total: 2,088.61
Fund: 1105					Fund Total: 2,088.61
Status: OUTS					Status Total: 2,088.61
CHASE	1105000328	2,088.61	08/24/22	08/25/22	
	Count	Amount			
Total OUTS:	1	2,088.61			

**Superstition Fire & Medical District**

AR Payment Register (Detail)

Bank ID: Equal To s

Check No. / Payment ID	Payee Name / Customer Name	Invoice No. / Account Number	Amount Paid
<b>BANK: S - SPECIAL REVENUE FUND</b>			
<b>DEPOSIT: 3,167      DATE: 08/16/22</b>			
5766	William&Bobbie Crow/7145/5766 X (DONATION)	Check Invoice : 007145	<div style="text-align: right;"> <span style="border: 1px solid black; border-radius: 50%; padding: 2px;">C</span> \$200.00                      \$200.00                 </div>
<b>CHECK # 5766 TOTAL:</b>			<b>\$200.00</b>
<b>DEPOSIT 3,167 TOTAL:</b>			<b>\$200.00</b>
<b>TOTAL FOR BANK ID: S</b>			<b>\$200.00</b>
GRAND TOTAL OF ALL CHECKS:			\$200.00
GRAND TOTAL OF ALL CREDIT CARDS:			\$0.00
GRAND TOTAL OF ALL CASH:			\$0.00
GRAND TOTAL OF ALL EFT:			\$0.00
<b>GRAND TOTAL OF ALL PAYMENTS:</b>			<b>\$200.00</b>
GRAND TOTAL OF ALL ADJUSTMENTS:			\$0.00
<b>COMBINED TOTAL:</b>			<b>\$200.00</b>



Manage your account online at : [www.chase.com/cardhelp](http://www.chase.com/cardhelp)

Customer Services: 1-800-945-2028

Mobile: Download the Chase Mobile® app today

September 2022						
S	M	T	W	T	F	S
28	29	30	31	1	2	3
4	5	6	7	8	9	10
11	12	13	14	15	16	17
18	19	20	21	22	23	24
25	26	27	28	29	30	1
2	3	4	5	6	7	8

New Balance  
**\$16,361.79**  
 Minimum Payment Due  
**\$3,272.00**  
 Payment Due Date  
**09/04/22**

**Late Payment Warning:** If we do not receive your minimum payment by the due date, you may have to pay a late fee, and existing and new balances may become subject to the Default APR.

**Minimum Payment Warning:** Enroll in Auto-Pay and avoid missing a payment. To enroll, go to [www.chase.com](http://www.chase.com)

### ACCOUNT SUMMARY

Account Number: 4246 3152 5232 6481	
Previous Balance	\$3,971.58
Payment, Credits	-\$4,151.41
Purchases	+\$16,541.62
Cash Advances	\$0.00
Balance Transfers	\$0.00
Fees Charged	\$0.00
Interest Charged	\$0.00
<b>New Balance</b>	<b>\$16,361.79</b>
Opening/Closing Date	07/11/22 - 08/10/22
Credit Limit	\$50,000
Available Credit	\$33,638
Cash Access Line	\$2,500
Available for Cash	\$2,500
Past Due Amount	\$0.00
Balance over the Credit Limit	\$0.00

Handwritten calculations:

$$\begin{array}{r} 100 \\ \hline 12,372.65 \end{array}$$

$$\begin{array}{r} 150 \\ \hline 1900.53 \end{array}$$

$$\begin{array}{r} 200 \\ \hline \end{array}$$

$$\begin{array}{r} 400 \\ \hline 2088.61 \end{array}$$

Ⓟ

### YOUR ACCOUNT MESSAGES

Fraud and scams can happen to anyone. Protect yourself and older loved ones by learning the warning signs and other helpful tips. For more information, visit [www.chase.com/financialabuse](http://www.chase.com/financialabuse)

0000001 FIS33339 C 1

Y 9 10 22/06/10

Page 1 of 3

06630 #A DA 38932

22210000010003683201



P.O. BOX 15123  
 WILMINGTON, DE 19850-5123  
 For Undeliverable Mail Only

Make your payment at  
[chase.com/paycard](http://chase.com/paycard)

42463152523264810032720001636179000000005

Payment Due Date: 09/04/22  
 New Balance: \$16,361.79  
 Minimum Payment Due: \$3,272.00

Account number: 4246 3152 5232 6481

\$ \_\_\_\_\_ Amount Enclosed  
 Make/Mail to Chase Card Services at the address below:

36832 BEX 9 22222 C  
 ROGER WOOD  
 SUPERSTITION FIRE  
 585 N IDAHO RD  
 APACHE JUNCTION AZ 85119-4014

CARDMEMBER SERVICE  
 PO BOX 6284  
 CAROL STREAM IL 60197-6284

⑆ 5000 160 28⑆ 1 595 25 23 26 48 1 5⑈





### ACCOUNT ACTIVITY

Date of Transaction	Merchant Name or Transaction Description	\$ Amount
07/16	Payment ThankYou - Image Check	-33.83
07/16	Payment ThankYou - Image Check	-1,094.99
07/16	Payment ThankYou - Image Check	-1,535.40
07/16	Payment ThankYou - Image Check	-760.89
07/16	Payment ThankYou - Image Check	-546.87
07/15	ECONO LODGES SANTA FE NM	539.68
07/20	OFFICE DEPOT #5101 800-463-3768 AZ	179.41
07/27	EAGLE SIGN AND ENGRAVI MESA AZ	381.53
07/26	OFFICEMAX/DEPOT 6678 APACHE JUNCTI AZ	48.04
ROGER WOOD TRANSACTIONS THIS CYCLE (CARD 6481) \$2822.92 INCLUDING PAYMENTS RECEIVED		
07/27	ASFTC STATE FIRE SCHOOL 623-333-6501 AZ	139.50
07/27	ASFTC STATE FIRE SCHOOL 623-333-6501 AZ	179.50
07/30	COSTCO WHSE #1028 MESA AZ	156.98
07/30	TST* Some Burros - 11 - R Mesa AZ	247.89
07/31	TST* Some Burros - 11 - R Mesa AZ	245.57
08/02	ASFTC STATE FIRE SCHOOL 623-333-6501 AZ	139.50
08/02	ASFTC STATE FIRE SCHOOL 623-333-6501 AZ	179.50
08/02	ASFTC STATE FIRE SCHOOL 623-333-6501 AZ	179.50
08/04	ASFTC STATE FIRE SCHOOL 623-333-6501 AZ	139.50
08/06	ASFTC STATE FIRE SCHOOL 623-333-6501 AZ	139.50
JEFF CRANMER TRANSACTIONS THIS CYCLE (CARD 6549) \$1748.84		
07/21	INTERNATIONAL ASSOCIATION 703-2730911 VA	999.00
RICHARD MOONEY TRANSACTIONS THIS CYCLE (CARD 6572) \$999.00		
07/11	Arizona Fire Chiefs Assoc 623-581-8596 AZ	275.00
07/22	ARIZONA SHRM STATE COU 602-695-8373 AZ	598.00
07/22	AMZN Mktp US*AK7UW9LC3 Amzn.com/bill WA	3.02
07/24	AMZN Mktp US*MR1L19GF3 Amzn.com/bill WA	256.79
07/28	VISTAPRINT 866-207-4955 MA	59.45
08/01	OFFICEMAX/DEPOT 6678 800-463-3768 AZ	28.27
08/04	GENALTO AZ FINGER PASADENA CA	42.00
ANNA BUTEL TRANSACTIONS THIS CYCLE (CARD 6655) \$2262.53		
07/13	ONE BEAT CPR LEARNING 855-663-2328 FL	1,588.00
TINA GEROLA TRANSACTIONS THIS CYCLE (CARD 6473) \$1588.00		
07/25	ECONO LODGES SANTA FE NM	-179.83
07/12	LA QUINTA MOTOR INNS 615-8346900 NM	176.57
07/14	ECONO LODGES SANTA FE NM	944.44
07/14	ECONO LODGES SANTA FE NM	404.76
07/19	ECONO LODGES SANTA FE NM	1,124.27
07/19	ECONO LODGES SANTA FE NM	944.44
08/06	JUNCTION BIKE COMPANY LLC APACHE JCT AZ	35.00
AMY BROOKS TRANSACTIONS THIS CYCLE (CARD 7121) \$3449.65		
07/28	ID CARDS INSTANTCARD HTTPWWW.INST MD	100.00
07/30	STAPLS7361857052000001 877-8267755 NJ	423.62
07/30	STAPLS7361881984000001 877-8267755 NJ	472.98
KELLY BARTZ TRANSACTIONS THIS CYCLE (CARD 3849) \$996.60		
07/19	SQ *GLOBAL TRAVEL SERVICE Saint Paul MN	38.58
07/19	DELTA AIR Baggage Fee PHOENIX AZ	30.00
07/22	DELTA AIR Baggage Fee MINN/ST PAUL MN	30.00
07/22	UBER TRIP HELP.UBER.COM CA	26.56
07/22	HOLIDAY INN ST PAUL DOWN ST PAUL MN	570.96
07/22	HOLIDAY INN ST PAUL DOWN ST PAUL MN	570.96
07/22	DELTA AIR Baggage Fee MINN/ST PAUL MN	30.00
08/03	JONES & BARTLETT LEARNING 800-832-0034 MA	43.79
DAVID POHELMANN TRANSACTIONS THIS CYCLE (CARD 1439) \$1340.85		

# ACCOUNT ACTIVITY (CONTINUED)

Date of Transaction	Merchant Name or Transaction Description	\$ Amount
07/10	FEDEX 542914486 800-4633339 TN	18.45
07/12	FEDEX 543086822 800-4633339 TN	3.59
07/13	BRIDGESTONE HOSEPOWER 904-264-1267 FL	267.98
07/16	DAYS INNS/DAYSTOP 928-5271477 AZ	317.98
07/16	DAYS INNS/DAYSTOP 928-5271477 AZ	317.98
07/18	Amazon.com*N16L94463 Amzn.com/bill WA	17.84
07/19	FEDEX 543790407 800-4633339 TN	70.05
07/21	WALMART.COM AA 800-966-6546 AR	64.23
07/22	Amazon.com*5T2GW6V73 Amzn.com/bill WA	81.81
07/23	AMZN Mktip US*QM22S8U63 Amzn.com/bill WA	235.38
07/26	SQ *HEBER TIRE Heber AZ	132.50
07/26	HOMEDEPOT.COM 800-430-3376 GA	272.74
08/02	GOLDBERG DISTRIBUTORS GILBERT AZ	116.36
08/02	FEDEX 545180868 800-4633339 TN	3.57
08/02	FEDEX 544984404 800-4633339 TN	24.24
08/06	AMZN Mktip US*DT41W5WP3 Amzn.com/bill WA	436.38
08/07	AMZN Mktip US*PB20P8Y13 Amzn.com/bill WA	30.54
VAUGHN CROSHAW TRANSACTIONS THIS CYCLE (CARD 8245) \$2411.72		
07/09	THE HOME DEPOT #0404 MESA AZ	17.84
JONATHAN WILLIAMSON TRANSACTIONS THIS CYCLE (CARD 3402) \$17.84		
07/13	ARIZONA AMBULANCE ASSOCI 480-567-4106 AZ	400.00
BILLY WARREN TRANSACTIONS THIS CYCLE (CARD 6355) \$400.00		

2022 Totals Year-to-Date	
Total fees charged in 2022	\$39.00
Total interest charged in 2022	\$0.00

Year-to-date totals do not reflect any fee or interest refunds you may have received.

## INTEREST CHARGES

Your Annual Percentage Rate (APR) is the annual interest rate on your account.

Balance Type	Annual Percentage Rate (APR)	Balance Subject To Interest Rate	Interest Charges
<b>PURCHASES</b>			
Purchases	12.49%(v)(d)	- 0 -	- 0 -
<b>CASH ADVANCES</b>			
Cash Advances	21.49%(v)(d)	- 0 -	- 0 -
<b>BALANCE TRANSFERS</b>			
Balance Transfer	12.49%(v)(d)	- 0 -	- 0 -

31 Days in Billing Period

(v) = Variable Rate  
 (d) = Daily Balance Method (including new transactions)  
 (a) = Average Daily Balance Method (including new transactions)  
 Please see Information About Your Account section for the Calculation of Balance Subject to Interest Rate, Annual Renewal Notice, How to Avoid Interest on Purchases, and other important information, as applicable.

9/1/22  
11:58:40 AM

# Superstition Fire & Medical District

## Balance Sheet

As of 8/31/2022

FUND: (400) Special Revenue Fund

### Assets

#### Current Assets

Fund Cash - Special Revenue Fund  
Total Current Assets

\$60,842.72

(F)

\$60,842.72

#### Total Assets

\$60,842.72

### Liabilities and Equity

#### Current Liabilities

Sales Tax Payable  
Total Current Liabilities

\$88.93

\$88.93

#### Total Liabilities

\$88.93

#### Equity

Fund Balance - Special Revenue Fund  
Current Year Profit/Loss  
Total Equity

\$59,250.43

1,503.36

60,753.79

#### Total Liabilities and Equity

\$60,842.72

**Superstition Fire & Medical District  
Monthly Pinal County Treasurer's Bank Account Reconciliation**

**500 Debt Principal Fund**

**Reconciliation References:**

- A Previous month's bank ending balance / current month's bank beginning balance
- B Interest Income
- C Current month's real estate property tax receipts
- D Current month's personal property tax receipts
- E Current month's bank ending balance
- F Cash Balance per G/L Balance Sheet



**Superstition Fire & Medical District  
Debt Retirement Principal (Fund 500) Cash Reconciliation  
Fiscal Year 2022 - 2023  
8/31/2022**



	Deposits (Cash Receipts)	Cash Disbursements	Book Balance
Book Balance as of: <u>8/1/2022</u>			<u>\$172,408.89</u> (A)
<u>Activity During the Month</u>			
Journal Entries:			
Interest Income (Expense):	320.87		320.87 (B)
Cash Receipts			
Real Estate Taxes	866.40		866.40 (C)
Personal Property Taxes	200.89		200.89 (D)
SRP Contributions			-
Deposits			-
Revenue Transfer			-
Cash Disbursements			
A) Accounts Payable			-
B) Transfer In / Out			-
C) Refund Interest			-
	<u>\$1,388.16</u>	<u>0.00</u>	<u>\$173,796.85</u>
<u>Pinal County Bank Balance</u>			
Ending Bank Balance as of: <u>8/31/2022</u>		Balance from YTD Column	\$ 173,796.85 (E)
		Check #	
Less: Outstanding Warrants			-
Plus: Deposits in Transit			-
			<u>\$ 173,796.85</u>
Prepared by: <u>Logan Wood 9/1/2022</u>			Balance per B/S \$173,796.85 (F)
Reviewed by: _____			Difference \$ -



# Pinal County Treasurer

## Monthly Statement

Date Range: 8/1/2022 to 8/31/2022

Account	Period	YTD		
<b>6116421409</b>	<b>Super Fire &amp; Med Debt Refunding Prin Series 2018</b>			
Begin Balance:	(A) 172,408.69	170,946.48		
Income:	1,388.16	2,850.37		
LOC Advance:	.00	.00		
Expense:	.00	.00	LOC:	.00
LOC Payments:	.00	.00	Warrants Outstanding:	.00
Cash Balance:	173,796.85	(E) 173,796.85	End:	173,796.85

### Monthly Statement Summary

Source Code	Description	MTDAmount	YTDAmount
<b>6116421409</b>	<b>Super Fire &amp; Med Debt Refunding Prin</b>	<b>Beginning Balance:</b> 172,408.69	170,946.48
11100.2018	2018 Real Estate Taxes	.00	.12
11100.2019	2019 Real Estate Taxes	.00	.10
11100.2020	2020 Real Estate Taxes	.00	.10
11100.2021	2021 Real Estate Taxes	655.11	1,561.97
11100.2022	2022 Real Estate Taxes	211.29	211.29
12100.2018	2018 Personal Property Taxes	19.01	51.86
12100.2019	2019 Personal Property Taxes	42.30	53.10
12100.2020	2020 Personal Property Taxes	36.33	63.77
12100.2021	2021 Personal Property Taxes	54.07	153.86
12100.2022	2022 Personal Property Taxes	22.58	22.58
18200.2007	2007 Taxes Transferred	.66	.73
18200.2008	2008 Taxes Transferred	.50	.55
18200.2009	2009 Taxes Transferred	.48	.56
18200.2010	2010 Taxes Transferred	.59	1.81
18200.2011	2011 Taxes Transferred	.77	2.74
18200.2012	2012 Taxes Transferred	1.57	4.10
18200.2013	2013 Taxes Transferred	1.72	4.21
18200.2014	2014 Taxes Transferred	2.14	4.64
18200.2015	2015 Taxes Transferred	3.04	5.60
18200.2016	2016 Taxes Transferred	6.87	17.89
18200.2017	2017 Taxes Transferred	8.26	21.05
21100.39	Principal Trust Investment Interest	.84	2.65
21100.46	Wells Fargo Investment Investment Interest	33.44	80.79
21100.47	WF Money Market Investment Interest	57.53	209.05
21100.55	Multi-Bank Securities Investment Interest	29.21	70.43
21100.70	Vining Sparks Investment Interest	163.62	268.59
21100.80	Stifel Nicolaus & Company Investment Interest	36.23	36.23
<b>Ending Balance:</b>		<b>173,796.85</b>	<b>173,796.85</b>

### Monthly Statement Detail

Date	Notes	Doc #	Amount	C/D
<b>6116421409 Super Fire &amp; Med Debt Refunding Prin Series 2018</b>			<b>Beginning Balance: 172,408.69</b>	
11100.2021	2021 Real Estate Taxes		Source Code Total: 655.11	
08/01	Tax Distribution	0	4.02	C
08/01	Tax Distribution	0	.17	C
08/01	Tax Distribution	0	12.70	C



# Pinal County Treasurer

## Monthly Statement

Date Range: 8/1/2022 to 8/31/2022

08/02	Tax Distribution	0	5.17	C
08/02	Tax Distribution	0	15.18	C
08/03	Tax Distribution	0	60.11	C
08/03	Tax Distribution	0	19.72	C
08/04	Tax Distribution	0	(.35)	C
08/04	Tax Distribution	0	.81	C
08/05	Tax Distribution	0	.53	C
08/05	Tax Distribution	0	2.10	C
08/08	Tax Distribution	0	44.00	C
08/09	Tax Distribution	0	2.60	C
08/09	Tax Distribution	0	66.24	C
08/10	Tax Distribution	0	11.32	C
08/10	Tax Distribution	0	4.50	C
08/11	Tax Distribution	0	.34	C
08/12	Tax Distribution	0	13.53	C
08/12	Tax Distribution	0	.02	C
08/15	Tax Distribution	0	18.90	C
08/15	Tax Distribution	0	4.17	C
08/15	Tax Distribution	0	7.50	C
08/16	Tax Distribution	0	1.77	C
08/17	Tax Distribution	0	5.65	C
08/17	Tax Distribution	0	3.22	C
08/17	Tax Distribution	0	2.20	C
08/18	Tax Distribution	0	21.75	C
08/19	Tax Distribution	0	13.70	C
08/19	Tax Distribution	0	10.31	C
08/22	Tax Distribution	0	117.09	C
08/23	Tax Distribution	0	1.17	C
08/23	Tax Distribution	0	9.36	C
08/24	Tax Distribution	0	.56	C
08/24	Tax Distribution	0	14.25	C
08/25	Tax Distribution	0	18.28	C
08/25	Tax Distribution	0	.06	C
08/26	Tax Distribution	0	12.52	C
08/29	Tax Distribution	0	19.90	C
08/29	Tax Distribution	0	5.68	C
08/29	Tax Distribution	0	7.15	C
08/29	Tax Distribution	0	25.67	C
08/30	Tax Distribution	0	37.99	C
08/31	Tax Distribution	0	19.75	C
08/31	Tax Distribution	0	13.80	C
11100.2022	2022 Real Estate Taxes			Source Code Total: 211.29
08/26	Tax Distribution	0	3.60	C
08/29	Tax Distribution	0	1.56	C
08/29	Tax Distribution	0	8.54	C
08/30	Tax Distribution	0	32.77	C
08/30	Tax Distribution	0	20.31	C
08/31	Tax Distribution	0	137.12	C
08/31	Tax Distribution	0	7.39	C
12100.2018	2018 Personal Property Taxes			Source Code Total: 19.01
08/04	Tax Distribution	0	2.39	C
08/08	Tax Distribution	0	3.36	C
08/16	Tax Distribution	0	.33	C




# Pinal County Treasurer

## Monthly Statement

Date Range: 8/1/2022 to 8/31/2022

08/16	Tax Distribution	0	.12	C
08/17	Tax Distribution	0	3.14	C
08/18	Tax Distribution	0	3.09	C
08/19	Tax Distribution	0	1.19	C
08/22	Tax Distribution	0	.32	C
08/22	Tax Distribution	0	.42	C
08/24	Tax Distribution	0	.68	C
08/26	Tax Distribution	0	1.72	C
08/29	Tax Distribution	0	1.08	C
08/29	Tax Distribution	0	1.17	C
12100.2019 2019 Personal Property Taxes			Source Code Total: 42.30	
08/03	Tax Distribution	0	.54	C
08/03	Tax Distribution	0	3.88	C
08/04	Tax Distribution	0	1.16	C
08/04	Tax Distribution	0	3.65	C
08/05	Tax Distribution	0	.28	C
08/08	Tax Distribution	0	2.71	C
08/10	Tax Distribution	0	4.98	C
08/16	Tax Distribution	0	.76	C
08/17	Tax Distribution	0	2.55	C
08/18	Tax Distribution	0	16.73	C
08/19	Tax Distribution	0	.96	C
08/19	Tax Distribution	0	.11	C
08/22	Tax Distribution	0	.35	C
08/26	Tax Distribution	0	1.39	C
08/29	Tax Distribution	0	.87	C
08/29	Tax Distribution	0	.97	C
08/31	Tax Distribution	0	.41	C
12100.2020 2020 Personal Property Taxes			Source Code Total: 36.33	
08/01	Tax Distribution	0	.57	C
08/03	Tax Distribution	0	.54	C
08/03	Tax Distribution	0	6.00	C
08/04	Tax Distribution	0	4.22	C
08/05	Tax Distribution	0	.28	C
08/08	Tax Distribution	0	2.66	C
08/10	Tax Distribution	0	5.98	C
08/10	Tax Distribution	0	.54	C
08/16	Tax Distribution	0	.80	C
08/17	Tax Distribution	0	2.51	C
08/18	Tax Distribution	0	2.51	C
08/18	Tax Distribution	0	.81	C
08/19	Tax Distribution	0	.94	C
08/19	Tax Distribution	0	2.33	C
08/22	Tax Distribution	0	.35	C
08/23	Tax Distribution	0	1.23	C
08/24	Tax Distribution	0	.08	C
08/26	Tax Distribution	0	.39	C
08/26	Tax Distribution	0	1.36	C
08/29	Tax Distribution	0	.87	C
08/29	Tax Distribution	0	.96	C
08/31	Tax Distribution	0	.40	C
12100.2021 2021 Personal Property Taxes			Source Code Total: 54.07	
08/01	Tax Distribution	0	2.25	C






# Pinal County Treasurer

## Monthly Statement

Date Range: 8/1/2022 to 8/31/2022

08/01	Tax Distribution	0	.03	C
08/03	Tax Distribution	0	.45	C
08/03	Tax Distribution	0	5.02	C
08/04	Tax Distribution	0	1.67	C
08/04	Tax Distribution	0	.60	C
08/05	Tax Distribution	0	2.42	C
08/08	Tax Distribution	0	2.19	C
08/10	Tax Distribution	0	5.18	C
08/10	Tax Distribution	0	2.36	C
08/10	Tax Distribution	0	.45	C
08/11	Tax Distribution	0	.58	C
08/12	Tax Distribution	0	.08	C
08/15	Tax Distribution	0	4.46	C
08/15	Tax Distribution	0	.96	C
08/15	Tax Distribution	0	.69	C
08/16	Tax Distribution	0	.70	C
08/17	Tax Distribution	0	.51	C
08/17	Tax Distribution	0	2.07	C
08/18	Tax Distribution	0	2.08	C
08/19	Tax Distribution	0	.77	C
08/19	Tax Distribution	0	1.92	C
08/22	Tax Distribution	0	2.62	C
08/22	Tax Distribution	0	.29	C
08/23	Tax Distribution	0	1.03	C
08/23	Tax Distribution	0	.11	C
08/24	Tax Distribution	0	2.96	C
08/24	Tax Distribution	0	.24	C
08/26	Tax Distribution	0	2.38	C
08/26	Tax Distribution	0	1.14	C
08/29	Tax Distribution	0	1.54	C
08/29	Tax Distribution	0	.67	C
08/29	Tax Distribution	0	.81	C
08/30	Tax Distribution	0	.76	C
08/31	Tax Distribution	0	1.68	C
08/31	Tax Distribution	0	.34	C
08/31	Tax Distribution	0	.06	C
12100.2022	2022 Personal Property Taxes		Source Code Total:	22.58
08/29	Tax Distribution	0	1.63	C
08/30	Tax Distribution	0	1.85	C
08/30	Tax Distribution	0	2.89	C
08/30	Tax Distribution	0	5.08	C
08/31	Tax Distribution	0	9.37	C
08/31	Tax Distribution	0	1.76	C
18200.2007	2007 Taxes Transferred		Source Code Total:	.66
08/29	MATURED DEBT SVC FR 6-11642-1407	0	.66	C
18200.2008	2008 Taxes Transferred		Source Code Total:	.50
08/29	MATURED DEBT SVC FR 6-11642-1407	0	.50	C
200.2009	2009 Taxes Transferred		Source Code Total:	.48
08/29	MATURED DEBT SVC FR 6-11642-1407	0	.48	C
18200.2010	2010 Taxes Transferred		Source Code Total:	.59
08/29	MATURED DEBT SVC FR 6-11642-1407	0	.59	C
18200.2011	2011 Taxes Transferred		Source Code Total:	.77
08/29	MATURED DEBT SVC FR 6-11642-1407	0	.77	C



# Pinal County Treasurer

## Monthly Statement

Date Range: 8/1/2022 to 8/31/2022

18200.2012	2012 Taxes Transferred			Source Code Total: 1.57
08/19	MATURED DEBT SVC FR 6-11642-1407	0	.72	C
08/29	MATURED DEBT SVC FR 6-11642-1407	0	.85	C
18200.2013	2013 Taxes Transferred			Source Code Total: 1.72
08/19	MATURED DEBT SVC FR 6-11642-1407	0	.89	C
08/29	MATURED DEBT SVC FR 6-11642-1407	0	.83	C
18200.2014	2014 Taxes Transferred			Source Code Total: 2.14
08/19	MATURED DEBT SVC FR 6-11642-1407	0	.93	C
08/22	MATURED DEBT SVC FR 6-11642-1407	0	.32	C
08/29	MATURED DEBT SVC FR 6-11642-1407	0	.89	C
18200.2015	2015 Taxes Transferred			Source Code Total: 3.04
08/19	MATURED DEBT SVC FR 6-11642-1407	0	.97	C
08/22	MATURED DEBT SVC FR 6-11642-1407	0	.33	C
08/29	MATURED DEBT SVC FR 6-11642-1407	0	.81	C
08/29	MATURED DEBT SVC FR 6-11642-1407	0	.93	C
18200.2016	2016 Taxes Transferred			Source Code Total: 6.87
08/15	MATURED DEBT SVC FR 6-11642-1407	0	.04	C
08/17	MATURED DEBT SVC FR 6-11642-1407	0	2.63	C
08/18	MATURED DEBT SVC FR 6-11642-1407	0	1.89	C
08/19	MATURED DEBT SVC FR 6-11642-1407	0	.99	C
08/22	MATURED DEBT SVC FR 6-11642-1407	0	.35	C
08/29	MATURED DEBT SVC FR 6-11642-1407	0	.97	C
18200.2017	2017 Taxes Transferred			Source Code Total: 8.26
08/05	MATURED DEBT SVC FR 6-11642-1407	0	.10	C
08/15	MATURED DEBT SVC FR 6-11642-1407	0	.26	C
08/17	MATURED DEBT SVC FR 6-11642-1407	0	2.77	C
08/18	MATURED DEBT SVC FR 6-11642-1407	0	2.72	C
08/19	MATURED DEBT SVC FR 6-11642-1407	0	1.04	C
08/22	MATURED DEBT SVC FR 6-11642-1407	0	.36	C
08/29	MATURED DEBT SVC FR 6-11642-1407	0	1.01	C
21100.39	Principal Trust Investment Interest			Source Code Total: .84
08/01	Investment Interest	0	.84	C
21100.46	Wells Fargo Investment Investment Interest			Source Code Total: 33.44
08/03	Investment Interest	0	15.31	C
08/26	Investment Interest	0	7.90	C
08/29	Investment Interest	0	10.23	C
21100.47	WF Money Market Investment Interest			Source Code Total: 57.53
08/01	Investment Interest	0	57.53	C
21100.55	Multi-Bank Securities Investment Interest			Source Code Total: 29.21
08/18	Investment Interest	0	5.90	C
08/24	Investment Interest	0	3.99	C
08/25	Investment Interest	0	8.26	C
08/26	Investment Interest	0	11.06	C
21100.70	Vining Sparks Investment Interest			Source Code Total: 163.62
08/04	Investment Interest	0	11.68	C
08/09	Investment Interest	0	57.99	C
08/12	Investment Interest	0	6.31	C
08/12	Investment Interest	0	7.07	C
08/15	Investment Interest	0	2.08	C
08/22	Investment Interest	0	2.56	C
08/23	Investment Interest	0	15.07	C
08/24	Investment Interest	0	11.97	C
08/25	Investment Interest	0	12.39	C



# Pinal County Treasurer

## Monthly Statement

Date Range: 8/1/2022 to 8/31/2022

08/26	Investment Interest	0	10.27	C
08/29	Investment Interest	0	9.79	C
08/29	Investment Interest	0	16.44	C
21100.80	Stifel Nicolaus & Company Investment Interest		Source Code Total: 36.23	
08/09	Investment Interest	0	5.12	C
08/23	Investment Interest	0	18.35	C
08/23	Investment Interest	0	6.89	C
08/29	Investment Interest	0	5.87	C
6116421409 Super Fire & Med Debt Refunding Prin Series 2018			<b>Ending Balance: 173,796.85</b>	

9/1/22  
11:31:48 AM

**Superstition Fire & Medical District**

**Balance Sheet**

As of 8/31/2022

FUND: (500) Debt Retirement Principal Fund

**Assets**

**Current Assets**

Fund Cash - Debt Retirement Principal

\$173,796.85



Total Current Assets

\$173,796.85

**Total Assets**

\$173,796.85

**Liabilities and Equity**

**Equity**

Fund Balance - Debt Retirement Principal

\$170,946.48

Current Year Profit/Loss

2,850.37

Total Equity

173,796.85

**Total Liabilities and Equity**

\$173,796.85

**Superstition Fire & Medical District  
Monthly Pinal County Treasurer's Bank Account Reconciliation**

**600 Debt Interest Fund**

**Reconciliation References:**


- A Previous month's bank ending balance / current month's bank beginning balance
- B Interest Income
- C Current month's real estate property tax receipts
- D Current month's personal property tax receipts
- E Current month's bank ending balance
- F Cash Balance per G/L Balance Sheet



**Superstition Fire & Medical District**  
**Debt Retirement Interest (Fund 600) Cash Reconciliation**  
**Fiscal Year 2022 - 2023**  
**8/31/2022**



	Deposits (Cash Receipts)	Cash Disbursements	Treasurer's Balance	Book Balance
Book Balance as of: <u>8/1/2022</u>				<u>\$33,706.19</u> <b>(A)</b>
<u>Activity During the Month</u>				
Journal Entries:				
Interest Income (Expense):	41.68			41.68 <b>(B)</b>
Cash Receipts				
Real Estate Taxes	156.83			156.83 <b>(C)</b>
Personal Property Taxes	55.67			55.67 <b>(D)</b>
SRP Contributions				-
Deposits				-
Revenue Transfer				-
Cash Disbursements				
A) Accounts Payable				-
B) Transfer In / Out				-
C) Refund Interest				-
	<u>\$254.18</u>	<u>0.00</u>		<u>\$33,960.37</u>
<u>Pinal County Bank Balance</u>				
Ending Bank Balance as of: <u>8/31/2022</u>			Balance from YTD Column	\$ 33,960.37 <b>(E)</b>
			Check#	
Less: Outstanding Warrants				-
Plus: Deposits in Transit				-
				<u>\$ 33,960.37</u>
Prepared by: <u>Roger Wood 9/1/2022</u>			Balance per B/S	\$ 33,960.37
Reviewed by: _____			Difference	\$ -



# Pinal County Treasurer

## Monthly Statement

Date Range: 8/1/2022 to 8/31/2022

Account	Period	YTD		
<b>6116421410</b>	<b>Super Fire &amp; Med Debt Refunding Int Series 2018</b>			
Begin Balance:	(A) 33,706.19	33,429.14		
Income:	254.18	531.23		
LOC Advance:	.00	.00		
Expense:	.00	.00	LOC:	.00
LOC Payments:	.00	.00	Warrants Outstanding:	.00
Cash Balance:	33,960.37	(E) 33,960.37	End:	33,960.37

### Monthly Statement Summary

Source Code	Description	MTDAmount	YTDAmount
<b>6116421410</b>	<b>Super Fire &amp; Med Debt Refunding Int</b>	<b>Beginning Balance:</b>	<b>33,706.19</b>
			<b>33,429.14</b>
11100.2018	2018 Real Estate Taxes	.00	.02
11100.2019	2019 Real Estate Taxes	.00	.03
11100.2020	2020 Real Estate Taxes	.00	.02
11100.2021	2021 Real Estate Taxes	128.90	307.42
11100.2022	2022 Real Estate Taxes	27.93	27.93
12100.2018	2018 Personal Property Taxes	2.66	7.24
12100.2019	2019 Personal Property Taxes	13.07	16.39
12100.2020	2020 Personal Property Taxes	5.69	10.01
12100.2021	2021 Personal Property Taxes	10.66	30.29
12100.2022	2022 Personal Property Taxes	2.98	2.98
18200.2007	2007 Taxes Transferred	.66	.73
18200.2008	2008 Taxes Transferred	.69	.76
18200.2009	2009 Taxes Transferred	.62	.73
18200.2010	2010 Taxes Transferred	.71	2.18
18200.2011	2011 Taxes Transferred	.92	3.29
18200.2012	2012 Taxes Transferred	1.48	3.86
18200.2013	2013 Taxes Transferred	1.61	3.92
18200.2014	2014 Taxes Transferred	1.83	3.97
18200.2015	2015 Taxes Transferred	2.32	4.29
18200.2016	2016 Taxes Transferred	4.72	12.31
18200.2017	2017 Taxes Transferred	5.05	12.86
21100.39	Principal Trust Investment Interest	.16	.37
21100.46	Wells Fargo Investment Investment Interest	3.79	8.80
21100.47	WF Money Market Investment Interest	11.25	28.74
21100.55	Multi-Bank Securities Investment Interest	3.37	7.81
21100.70	Vining Sparks Investment Interest	18.59	29.76
21100.80	Stifel Nicolaus & Company Investment Interest	4.52	4.52
<b>Ending Balance:</b>		<b>33,960.37</b>	<b>33,960.37</b>

### Monthly Statement Detail

Date	Notes	Doc #	Amount	C/D
<b>6116421410 Super Fire &amp; Med Debt Refunding Int Series 2018</b>			<b>Beginning Balance: 33,706.19</b>	
11100.2021 2021 Real Estate Taxes			Source Code Total: 128.90	
08/01	Tax Distribution	0	.79	C
08/01	Tax Distribution	0	.04	C
08/01	Tax Distribution	0	2.50	C




# Pinal County Treasurer

## Monthly Statement

Date Range: 8/1/2022 to 8/31/2022

08/02	Tax Distribution	0	1.02	C
08/02	Tax Distribution	0	2.99	C
08/03	Tax Distribution	0	11.83	C
08/03	Tax Distribution	0	3.88	C
08/04	Tax Distribution	0	(.07)	C
08/04	Tax Distribution	0	.16	C
08/05	Tax Distribution	0	.10	C
08/05	Tax Distribution	0	.41	C
08/08	Tax Distribution	0	8.65	C
08/09	Tax Distribution	0	.51	C
08/09	Tax Distribution	0	13.03	C
08/10	Tax Distribution	0	2.23	C
08/10	Tax Distribution	0	.89	C
08/11	Tax Distribution	0	.07	C
08/12	Tax Distribution	0	2.66	C
08/15	Tax Distribution	0	3.71	C
08/15	Tax Distribution	0	.82	C
08/15	Tax Distribution	0	1.48	C
08/16	Tax Distribution	0	.35	C
08/17	Tax Distribution	0	1.11	C
08/17	Tax Distribution	0	.63	C
08/17	Tax Distribution	0	.43	C
08/18	Tax Distribution	0	4.28	C
08/19	Tax Distribution	0	2.70	C
08/19	Tax Distribution	0	2.03	C
08/22	Tax Distribution	0	23.04	C
08/23	Tax Distribution	0	.23	C
08/23	Tax Distribution	0	1.84	C
08/24	Tax Distribution	0	.11	C
08/24	Tax Distribution	0	2.80	C
08/25	Tax Distribution	0	3.60	C
08/25	Tax Distribution	0	.01	C
08/26	Tax Distribution	0	2.46	C
08/29	Tax Distribution	0	3.92	C
08/29	Tax Distribution	0	1.12	C
08/29	Tax Distribution	0	1.41	C
08/29	Tax Distribution	0	5.05	C
08/30	Tax Distribution	0	7.48	C
08/31	Tax Distribution	0	3.89	C
08/31	Tax Distribution	0	2.71	C
11100.2022	2022 Real Estate Taxes			Source Code Total: 27.93
08/26	Tax Distribution	0	.48	C
08/29	Tax Distribution	0	.21	C
08/29	Tax Distribution	0	1.13	C
08/30	Tax Distribution	0	4.33	C
08/30	Tax Distribution	0	2.68	C
08/31	Tax Distribution	0	18.12	C
08/31	Tax Distribution	0	.98	C
12100.2018	2018 Personal Property Taxes			Source Code Total: 2.66
08/04	Tax Distribution	0	.33	C
08/08	Tax Distribution	0	.47	C
08/16	Tax Distribution	0	.05	C
08/16	Tax Distribution	0	.02	C






# Pinal County Treasurer

## Monthly Statement

Date Range: 8/1/2022 to 8/31/2022

08/17	Tax Distribution	0	.44	C
08/18	Tax Distribution	0	.43	C
08/19	Tax Distribution	0	.17	C
08/22	Tax Distribution	0	.04	C
08/22	Tax Distribution	0	.06	C
08/24	Tax Distribution	0	.10	C
08/26	Tax Distribution	0	.24	C
08/29	Tax Distribution	0	.15	C
08/29	Tax Distribution	0	.16	C
12100.2019 2019 Personal Property Taxes			Source Code Total: 13.07	
08/03	Tax Distribution	0	.17	C
08/03	Tax Distribution	0	1.19	C
08/04	Tax Distribution	0	.36	C
08/04	Tax Distribution	0	1.12	C
08/05	Tax Distribution	0	.09	C
08/08	Tax Distribution	0	.84	C
08/10	Tax Distribution	0	1.54	C
08/16	Tax Distribution	0	.24	C
08/17	Tax Distribution	0	.79	C
08/18	Tax Distribution	0	5.16	C
08/19	Tax Distribution	0	.30	C
08/19	Tax Distribution	0	.03	C
08/22	Tax Distribution	0	.11	C
08/26	Tax Distribution	0	.43	C
08/29	Tax Distribution	0	.27	C
08/29	Tax Distribution	0	.30	C
08/31	Tax Distribution	0	.13	C
12100.2020 2020 Personal Property Taxes			Source Code Total: 5.69	
08/01	Tax Distribution	0	.09	C
08/03	Tax Distribution	0	.08	C
08/03	Tax Distribution	0	.94	C
08/04	Tax Distribution	0	.66	C
08/05	Tax Distribution	0	.04	C
08/08	Tax Distribution	0	.42	C
08/10	Tax Distribution	0	.93	C
08/10	Tax Distribution	0	.08	C
08/16	Tax Distribution	0	.13	C
08/17	Tax Distribution	0	.40	C
08/18	Tax Distribution	0	.39	C
08/18	Tax Distribution	0	.13	C
08/19	Tax Distribution	0	.15	C
08/19	Tax Distribution	0	.37	C
08/22	Tax Distribution	0	.05	C
08/23	Tax Distribution	0	.19	C
08/24	Tax Distribution	0	.01	C
08/26	Tax Distribution	0	.06	C
08/26	Tax Distribution	0	.21	C
08/29	Tax Distribution	0	.14	C
08/29	Tax Distribution	0	.16	C
08/31	Tax Distribution	0	.06	C
12100.2021 2021 Personal Property Taxes			Source Code Total: 10.66	
08/01	Tax Distribution	0	.44	C
08/01	Tax Distribution	0	.01	C




# Pinal County Treasurer

## Monthly Statement

Date Range: 8/1/2022 to 8/31/2022

08/03	Tax Distribution	0	.09	C
08/03	Tax Distribution	0	.99	C
08/04	Tax Distribution	0	.33	C
08/04	Tax Distribution	0	.12	C
08/05	Tax Distribution	0	.48	C
08/08	Tax Distribution	0	.43	C
08/10	Tax Distribution	0	1.02	C
08/10	Tax Distribution	0	.47	C
08/10	Tax Distribution	0	.09	C
08/11	Tax Distribution	0	.12	C
08/12	Tax Distribution	0	.01	C
08/15	Tax Distribution	0	.87	C
08/15	Tax Distribution	0	.19	C
08/15	Tax Distribution	0	.14	C
08/16	Tax Distribution	0	.14	C
08/17	Tax Distribution	0	.10	C
08/17	Tax Distribution	0	.40	C
08/18	Tax Distribution	0	.41	C
08/19	Tax Distribution	0	.15	C
08/19	Tax Distribution	0	.38	C
08/22	Tax Distribution	0	.51	C
08/22	Tax Distribution	0	.06	C
08/23	Tax Distribution	0	.20	C
08/23	Tax Distribution	0	.02	C
08/24	Tax Distribution	0	.58	C
08/24	Tax Distribution	0	.05	C
08/26	Tax Distribution	0	.48	C
08/26	Tax Distribution	0	.22	C
08/29	Tax Distribution	0	.31	C
08/29	Tax Distribution	0	.13	C
08/29	Tax Distribution	0	.16	C
08/30	Tax Distribution	0	.15	C
08/31	Tax Distribution	0	.33	C
08/31	Tax Distribution	0	.07	C
08/31	Tax Distribution	0	.01	C
12100.2022	2022 Personal Property Taxes			Source Code Total: 2.98
08/29	Tax Distribution	0	.22	C
08/30	Tax Distribution	0	.24	C
08/30	Tax Distribution	0	.38	C
08/30	Tax Distribution	0	.67	C
08/31	Tax Distribution	0	1.24	C
08/31	Tax Distribution	0	.23	C
18200.2007	2007 Taxes Transferred			Source Code Total: .66
08/29	MATURED DEBT SVC FR 6-11642-1408	0	.66	C
18200.2008	2008 Taxes Transferred			Source Code Total: .69
08/29	MATURED DEBT SVC FR 6-11642-1408	0	.69	C
18200.2009	2009 Taxes Transferred			Source Code Total: .62
08/29	MATURED DEBT SVC FR 6-11642-1408	0	.62	C
18200.2010	2010 Taxes Transferred			Source Code Total: .71
08/29	MATURED DEBT SVC FR 6-11642-1408	0	.71	C
18200.2011	2011 Taxes Transferred			Source Code Total: .92
08/29	MATURED DEBT SVC FR 6-11642-1408	0	.92	C
18200.2012	2012 Taxes Transferred			Source Code Total: 1.48



# Pinal County Treasurer

## Monthly Statement

Date Range: 8/1/2022 to 8/31/2022

08/19	MATURED DEBT SVC FR 6-11642-1408	0	.68	C
08/29	MATURED DEBT SVC FR 6-11642-1408	0	.80	C
18200.2013 2013 Taxes Transferred			Source Code Total: 1.61	
08/19	MATURED DEBT SVC FR 6-11642-1408	0	.83	C
08/29	MATURED DEBT SVC FR 6-11642-1408	0	.78	C
18200.2014 2014 Taxes Transferred			Source Code Total: 1.83	
08/19	MATURED DEBT SVC FR 6-11642-1408	0	.80	C
08/22	MATURED DEBT SVC FR 6-11642-1408	0	.27	C
08/29	MATURED DEBT SVC FR 6-11642-1408	0	.76	C
18200.2015 2015 Taxes Transferred			Source Code Total: 2.32	
08/19	MATURED DEBT SVC FR 6-11642-1408	0	.74	C
08/22	MATURED DEBT SVC FR 6-11642-1408	0	.25	C
08/29	MATURED DEBT SVC FR 6-11642-1408	0	.62	C
08/29	MATURED DEBT SVC FR 6-11642-1408	0	.71	C
18200.2016 2016 Taxes Transferred			Source Code Total: 4.72	
08/15	MATURED DEBT SVC FR 6-11642-1408	0	.02	C
08/17	MATURED DEBT SVC FR 6-11642-1408	0	1.81	C
08/18	MATURED DEBT SVC FR 6-11642-1408	0	1.30	C
08/19	MATURED DEBT SVC FR 6-11642-1408	0	.68	C
08/22	MATURED DEBT SVC FR 6-11642-1408	0	.24	C
08/29	MATURED DEBT SVC FR 6-11642-1408	0	.67	C
18200.2017 2017 Taxes Transferred			Source Code Total: 5.05	
08/05	MATURED DEBT SVC FR 6-11642-1408	0	.06	C
08/15	MATURED DEBT SVC FR 6-11642-1408	0	.16	C
08/17	MATURED DEBT SVC FR 6-11642-1408	0	1.69	C
08/18	MATURED DEBT SVC FR 6-11642-1408	0	1.66	C
08/19	MATURED DEBT SVC FR 6-11642-1408	0	.64	C
08/22	MATURED DEBT SVC FR 6-11642-1408	0	.22	C
08/29	MATURED DEBT SVC FR 6-11642-1408	0	.62	C
21100.39 Principal Trust Investment Interest			Source Code Total: .16	
08/01	Investment Interest	0	.16	C
21100.46 Wells Fargo Investment Investment Interest			Source Code Total: 3.79	
08/03	Investment Interest	0	1.68	C
08/26	Investment Interest	0	.92	C
08/29	Investment Interest	0	1.19	C
21100.47 WF Money Market Investment Interest			Source Code Total: 11.25	
08/01	Investment Interest	0	11.25	C
21100.55 Multi-Bank Securities Investment Interest			Source Code Total: 3.37	
08/18	Investment Interest	0	.67	C
08/24	Investment Interest	0	.46	C
08/25	Investment Interest	0	.96	C
08/26	Investment Interest	0	1.28	C
21100.70 Vining Sparks Investment Interest			Source Code Total: 18.59	
08/04	Investment Interest	0	1.28	C
08/09	Investment Interest	0	6.45	C
08/12	Investment Interest	0	.71	C
08/12	Investment Interest	0	.79	C
08/15	Investment Interest	0	.23	C
08/22	Investment Interest	0	.34	C
08/23	Investment Interest	0	1.73	C
08/24	Investment Interest	0	1.38	C
08/25	Investment Interest	0	1.43	C
08/26	Investment Interest	0	1.19	C



# Pinal County Treasurer

## Monthly Statement

Date Range: 8/1/2022 to 8/31/2022

08/29	Investment Interest	0	1.14	C
08/29	Investment Interest	0	1.92	C
21100.80 Stifel Nicolaus & Company Investment Interest			Source Code Total: 4.52	
08/09	Investment Interest	0	.57	C
08/23	Investment Interest	0	.79	C
08/23	Investment Interest	0	2.48	C
08/29	Investment Interest	0	.68	C
6116421410 Super Fire & Med Debt Refunding Int Series 2018			<b>Ending Balance: 33,960.37</b>	

9/1/22  
11:16:26 AM

# Superstition Fire & Medical District

## Balance Sheet

As of 8/31/2022

FUND: (600) Debt Retirement Interest Fund

### Assets

#### Current Assets

Fund Cash - Debt Retirement Interest  
Total Current Assets

\$33,960.37

(F)

\$33,960.37

#### Total Assets

\$33,960.37

### Liabilities and Equity

#### Equity

Fund Balance - Debt Retirement Interest  
Current Year Profit/Loss  
Total Equity

\$33,429.14

531.23

33,960.37

#### Total Liabilities and Equity

\$33,960.37

# **Superstition Fire & Medical District Monthly Pinal County Treasurer's Bank Account Reconciliation**

## **700 Certificate of Participation Fund**

### **Reconciliation References:**


- A Previous month's bank ending balance / current month's bank beginning balance
- B Interest Income
- C Current month's bank ending balance
- D Cash Balance per G/L Balance Sheet



**Superstition Fire & Medical District**  
**Certificates of Participation Reserve (Fund 700) Cash Reconciliation**  
**Fiscal Year 2022 - 2023**  
**8/31/2022**



	Deposits (Cash Receipts)	Cash Disbursements	Treasurer's Balance	Book Balance
Book Balance as of: 8/1/2022				<u>\$3,327,525.79</u> (A)
<u>Activity During the Month</u>				
Journal Entries:				
Interest Income (Expense):	2,788.49			2,788.49 (B)
Cash Receipts				
Deposits				-
Revenue Transfer				-
Cash Disbursements				
A) Transfer In / Out				-
	<u>\$2,788.49</u>	<u>0.00</u>		<u>\$3,330,314.28</u>
<u>Pinal County Bank Balance</u>				
Ending Bank Balance as of: 8/31/2022			Balance from YTD Column	\$ 3,330,314.28 (C)
Less: Transfers Outstanding				-
Plus: Deposits in Transit				-
				<u>\$ 3,330,314.28</u>
Prepared by: <u>Roger Wood 9/1/2022</u>				Balance per B/S \$ 3,330,314.28
Reviewed by: _____				Difference \$ -



# Pinal County Treasurer

## Monthly Statement

Date Range: 8/1/2022 to 8/31/2022

Account	Period	YTD		
<b>6116421103</b>	<b>SFMD Certificate of Participation Reserve Monies</b>			
Begin Balance:	(A) 3,327,525.79	3,325,771.51		
Income:	2,788.49	4,542.77		
LOC Advance:	.00	.00		
Expense:	.00	.00	LOC:	.00
LOC Payments:	.00	.00	Warrants Outstanding:	.00
Cash Balance:	3,330,314.28	(C) 3,330,314.28	End:	3,330,314.28


### Monthly Statement Summary

Source Code	Description	MTDAmount	YTDAmount
<b>6116421103</b>	<b>SFMD Certificate of Participation</b>	<b>Beginning Balance:</b> 3,327,525.79	<b>3,325,771.51</b>
21100.39	Principal Trust Investment Interest	16.25	24.44
21100.46	Wells Fargo Investment Investment Interest	204.42	460.56
21100.47	WF Money Market Investment Interest	1,114.17	1,798.87
21100.55	Multi-Bank Securities Investment Interest	184.45	414.36
21100.70	Vining Sparks Investment Interest	1,007.56	1,582.90
21100.80	Stifel Nicolaus & Company Investment Interest	261.64	261.64
	<b>Ending Balance:</b>	<b>3,330,314.28</b>	<b>3,330,314.28</b>

### Monthly Statement Detail

Date	Notes	Doc #	Amount	C/D
<b>6116421103 SFMD Certificate of Participation Reserve Monies</b>			<b>Beginning Balance: 3,327,525.79</b>	
21100.39	Principal Trust Investment Interest		Source Code Total: 16.25	
08/01	Investment Interest	0	16.25	C
21100.46	Wells Fargo Investment Investment Interest		Source Code Total: 204.42	
08/03	Investment Interest	0	88.58	C
08/26	Investment Interest	0	50.37	C
08/29	Investment Interest	0	65.47	C
21100.47	WF Money Market Investment Interest		Source Code Total: 1,114.17	
08/01	Investment Interest	0	1,114.17	C
21100.55	Multi-Bank Securities Investment Interest		Source Code Total: 184.45	
08/18	Investment Interest	0	36.33	C
08/24	Investment Interest	0	25.20	C
08/25	Investment Interest	0	52.39	C
08/26	Investment Interest	0	70.53	C
21100.70	Vining Sparks Investment Interest		Source Code Total: 1,007.56	
08/04	Investment Interest	0	67.80	C
08/09	Investment Interest	0	343.68	C
08/12	Investment Interest	0	37.89	C
08/12	Investment Interest	0	42.43	C
08/15	Investment Interest	0	12.63	C
08/22	Investment Interest	0	20.00	C
08/23	Investment Interest	0	94.77	C
08/24	Investment Interest	0	75.58	C
08/25	Investment Interest	0	78.60	C
08/26	Investment Interest	0	65.49	C
08/29	Investment Interest	0	62.95	C
08/29	Investment Interest	0	105.74	C
21100.80	Stifel Nicolaus & Company Investment Interest		Source Code Total: 261.64	
08/09	Investment Interest	0	30.32	C
08/23	Investment Interest	0	43.35	C





# Pinal County Treasurer

## Monthly Statement

Date Range: 8/1/2022 to 8/31/2022

08/23	Investment Interest	0	150.20	C
08/29	Investment Interest	0	37.77	C
6116421103 SFMD Certificate of Participation Reserve Monies			<b>Ending Balance: 3,330,314.28</b>	

9/1/22  
11:01:09 AM

# Superstition Fire & Medical District

## Balance Sheet

As of 8/31/2022

FUND: (700) Not Defined

### Assets

#### Current Assets

Contingency Reserve Fund Cash

\$3,330,314.28

(D)

Total Current Assets

\$3,330,314.28

**Total Assets**

\$3,330,314.28

### Liabilities and Equity

#### Equity

COP Retained Earnings

\$3,325,771.51

Current Year Profit/Loss

4,542.77

Total Equity

3,330,314.28

**Total Liabilities and Equity**

\$3,330,314.28