



Superstition Fire & Medical District Balance Sheet - All Governmental Funds

For Fiscal: 2020-2021 Period Ending: 04/30/21

	100 General	150 Transport	200 Capital Projects	400 Special Revenue	500 Debt Principal	600 Debt Interest	Total
Current Assets							
10100 - FUND CASH	14,696,393.30	1,935,355.64	-	-	-	-	16,631,748.94
10150 - PAYROLL ACCOUNT	(10,997,214.68)	(1,492,561.80)	-	-	-	-	(12,489,776.48)
10200 - FUND CASH - CAPITAL PROJECTS	-	-	1,034,063.23	-	-	-	1,034,063.23
10400 - FUND CASH - SPECIAL REVENUE FUND	-	-	-	58,958.22	-	-	58,958.22
10500 - FUND CASH - DEBT RETIREMENT PRINCIPAL	-	-	-	-	787,360.25	-	787,360.25
10600 - FUND CASH - DEBT RETIREMENT INTEREST	-	-	-	-	-	97,123.08	97,123.08
11000 - PETTY CASH - ACCOUNTING	100.00	-	-	-	-	-	100.00
CASH SUBTOTAL	3,699,278.62	442,793.84	1,034,063.23	58,958.22	787,360.25	97,123.08	6,119,577.24
13000 - ACCOUNTS RECEIVABLE	-	-	-	-	-	-	-
13500 - PROPERTY TAXES RECEIVABLE	-	-	-	-	-	-	-
15000 - DUE FROM OTHER FUNDS	1,632,401.21	-	1,275,295.36	-	-	-	2,907,696.57
15500 - DEPOSIT	-	-	-	-	-	-	-
16000 - PREPAID ITEMS	-	-	-	-	-	-	-
Total Assets:	\$ 5,331,679.83	\$ 442,793.84	\$ 2,309,358.59	\$ 58,958.22	\$ 787,360.25	\$ 97,123.08	\$ 9,027,273.81
Current Liabilities							
21050 - ACCOUNTS PAYABLE	-	-	-	-	-	-	-
21250 - SALES TAX PAYABLE	70.80	6.72	301.96	78.12	-	-	457.60
21300 - FEDERAL INCOME WITHHOLDING	-	-	-	-	-	-	-
21400 - SOCIAL SECURITY WITHHOLDING	-	-	-	-	-	-	-
21450 - MEDICARE WITHHOLDING	-	-	-	-	-	-	-
21500 - STATE INCOME TAX WITHHOLDING	-	-	-	-	-	-	-
21660 - HEALTH SAVINGS ACCOUNT	-	-	-	-	-	-	-
21665 - HSA FEES (DUE 3RD PARTY)	-	-	-	-	-	-	-
21700 - PUBLIC SAFETY RETIREMENT	-	-	-	-	-	-	-
21725 - CIVILIAN EMPLOYEE RETIREMENT	-	-	-	-	-	-	-
21800 - PRE-TAX 457 PLAN	-	-	-	-	-	-	-
21925 - VOLUNTARY EMPLOYEE BENEFICIARY ASSOC	-	-	-	-	-	-	-
22200 - DISABILITY INS - VOLUNTARY LONG TERM	(2,252.82)	(296.00)	-	-	-	-	(2,548.82)
22300 - LIFE INS - VOLUNTARY SUPPLEMENTAL	(1,610.89)	(85.92)	-	-	-	-	(1,696.81)
24000 - AFLAC	7,134.29	139.59	-	-	-	-	7,273.88
25000 - DUE TO OTHER FUNDS	-	2,907,696.57	-	-	-	-	2,907,696.57
26000 - DEFERRED REVENUE	-	-	-	-	-	-	-
26550 - ACCRUED PAYROLL & RELATED BENEFITS	-	-	-	-	-	-	-
Total Liabilities:	3,341.38	2,907,460.96	301.96	78.12	-	-	2,911,182.42
Equity							
31000 - FUND BALANCE	3,117,104.66	(2,369,215.42)	1,871,810.10	52,656.98	238,217.08	71,044.62	2,981,618.02
Beginning Equity:	3,117,104.66	(2,369,215.42)	1,871,810.10	52,656.98	238,217.08	71,044.62	2,981,618.02
CURRENT YEAR PROFIT / LOSS	2,211,233.79	(95,451.70)	437,246.53	6,223.12	549,143.17	26,078.46	3,134,473.37
Total Current Liabilities and Equity:	\$ 5,331,679.83	\$ 442,793.84	\$ 2,309,358.59	\$ 58,958.22	\$ 787,360.25	\$ 97,123.08	\$ 9,027,273.81



Superstition Fire & Medical District Cash Flow - All Governmental Funds

April 30, 2021

Month	Status	Beginning				Ending
		Cash Balance	Revenues	Expenditures	Variance	Cash Balance
July	Actual	\$ 2,981,518	\$ 539,704	\$ 1,506,548	\$ (966,844)	\$ 2,014,674
August	Actual	\$ 2,014,674	\$ 462,744	\$ 1,559,574	\$ (1,096,830)	\$ 917,844
September	Actual	\$ 917,844	\$ 2,805,917	\$ 1,695,209	\$ 1,110,708	\$ 2,028,552
October	Actual	\$ 2,028,552	\$ 5,728,009	\$ 2,092,073	\$ 3,635,935	\$ 5,664,488
November	Actual	\$ 5,664,488	\$ 1,795,547	\$ 1,500,260	\$ 295,287	\$ 5,959,775
December	Actual	\$ 5,959,775	\$ 2,096,379	\$ 1,644,807	\$ 451,572	\$ 6,411,346
January	Actual	\$ 6,411,346	\$ 722,264	\$ 1,406,863	\$ (684,600)	\$ 5,726,747
February	Actual	\$ 5,726,747	\$ 798,296	\$ 1,782,634	\$ (984,338)	\$ 4,742,409
March	Actual	\$ 4,742,409	\$ 1,151,376	\$ 1,722,485	\$ (571,109)	\$ 4,171,300
April	Actual	\$ 4,171,300	\$ 3,821,743	\$ 1,873,466	\$ 1,948,278	\$ 6,119,577
May	Projected	\$ 6,119,577	\$ 1,585,748	\$ 2,172,405	\$ (586,657)	\$ 5,532,920
June	Projected	\$ 5,532,920	\$ 415,238	\$ 2,177,764	\$ (1,762,526)	\$ 3,770,394

Per Arizona Revised Statute (ARS) §48-807(O), the District must produce a Cash Flow Projection Report each fiscal year. This was a new requirement effective September 13, 2013.

The Cash Flow report consists of the combined cash balances of all District Funds. These balances includes the General (100) Fund, Rescue Transport (150), Capital Projects (200) Fund, Bond Proceeds (300) Fund, Special Revenue (400) Fund, CCU Grant (450) Fund, Debt Principal (500) Fund, and Debt Interest (600) Fund.

The first half of the fiscal year's property taxes is due between October 1 and November 1, and the second half is due between March 1 and May 1. Consequently, during the early months of the fiscal year, Capital Projects fund may be utilized to off-set low revenue collections period, but are returned to the Capital Fund when revenue flows increase.

The Cash Flow Projection Report is to be updated monthly with the actual revenues deposited into and expenditures disbursed from the District' cash accounts. It is important to note that the revenues and expenditures are reported here on a Cash Basis.

This report is generated to demonstrate that the Fire District maintains sufficient cash available to satisfy the projected expenditures budgeted over the course of the fiscal year. Close attention should be paid to the Ending Cash Balance columns of this report.

The projections above were derived from an analysis of the District's actual revenues and expenditures for the past three fiscal years and the current year's approved budget. They are to be used as a guide in financial planning. For more detailed information regarding revenues, expenditures, and cash accounts, please refer to the District's Monthly Financial Statements, Warrants Register, and Bank Statements.



Superstition Fire & Medical District Income Statement Summary

For Fiscal: 2020-2021 Period Ending: 04/30/21

	Amended Total Budget	Current Month Actual	YTD Actual Activity	Forecasted Remaining Budget	% Budget Remaining
Fund: 100 - GENERAL					
Revenues					
DIRECT TAXES	14,377,651.00	3,106,137.83	13,938,322.72	439,328.28	3.1%
OTHER TAXES	491,345.00	14,959.38	294,404.73	196,940.27	40.1%
CHARGES FOR SERVICES	580,444.00	7,326.18	1,020,310.96	(439,866.96)	-75.8%
COMMUNITY HEALTH SERVICES	3,000.00	-	54.00	2,946.00	98.2%
OTHER INCOME	40,000.00	(209.97)	7,894.59	32,105.41	80.3%
INTERGOVERNMENTAL INCOME	4,000.00	200.00	4,300.00	(300.00)	-7.5%
OTHER FINANCING SOURCES (USES)	-	-	-	-	0.0%
Revenue Total:	\$ 15,496,440.00	\$ 3,128,413.42	\$ 15,265,287.00	\$ 231,153.00	1.5%
Expenditures					
ADMINISTRATIVE SERVICES	6,406,679.00	445,263.52	5,438,585.88	968,093.12	15.1%
FINANCIAL SERVICES / RESERVES	1,270,743.00	73.10	1,836.02	1,268,906.98	99.9%
TRAINING SERVICES	21,970.00	-	8,402.20	13,567.80	61.8%
TECHNICAL SERVICES	586,328.00	41,480.65	391,534.83	194,793.17	33.2%
COMMUNICATION SERVICES	215,880.00	24,982.17	191,413.76	24,466.24	11.3%
EMERGENCY SERVICES	8,677,701.00	953,387.41	6,928,269.78	1,749,431.22	20.2%
COMMUNITY SERVICES	117,893.00	10,521.45	94,010.74	23,882.26	20.3%
Expenditures Total:	17,297,194.00	1,475,708.30	13,054,053.21	4,243,140.79	24.5%
Net Financial Sources (Uses)	\$ (1,800,754.00)	\$ 1,652,705.12	\$ 2,211,233.79	\$ (4,011,987.79)	
Beginning Unrestricted Fund Balance July 1, 2020	1,800,754.00				



Superstition Fire & Medical District Expenditures - Summary

For Fiscal: 2020-2021 Period Ending: 04/30/21

	Amended Total Budget	Current Month Actual	YTD Actual Activity	Forecasted Remaining Budget	% Budget Remaining
Fund: 100 - GENERAL OPERATING					
DIVISION 10: ADMINISTRATIVE SERVICES					
Compensation & Benefits					
Compensation	650,719.00	68,917.99	524,577.30	126,141.70	19.4% ●
Employer Provided Benefits	4,490,438.00	403,880.48	3,564,781.69	925,656.31	20.6% ●
Operating Expenditures					
Equipment & Machinery	-	-	-	-	0.0% ●
Parts & Supplies	419,100.00	15,949.16	637,984.16	(218,884.16)	-52.2% ●
Facility Services	265,975.00	7,428.05	182,194.87	83,780.13	31.5% ●
Operating Services	91,506.00	3,906.60	74,243.90	17,262.10	18.9% ●
Professional Services	488,941.00	(54,818.76)	454,803.96	34,137.04	7.0% ●
Financial Services	1,270,743.00	73.10	1,836.02	1,268,906.98	99.9% ●
Training Services	21,970.00	-	8,402.20	13,567.80	61.8% ●
TOTAL ADMINISTRATIVE SERVICES	7,699,392.00	445,336.62	5,448,824.10	2,250,567.90	29.2% ●
DIVISION 20: TECHNICAL SERVICES					
Compensation					
	278,348.00	30,455.21	218,649.62	59,698.38	21.4% ●
Operating Expenditures					
Equipment & Machinery	3,550.00	691.02	4,820.32	(1,270.32)	-35.8% ●
Operating Supplies	169,700.00	2,959.06	87,996.72	81,703.28	48.1% ●
Parts & Supplies	105,630.00	6,401.14	63,794.12	41,835.88	39.6% ●
Professional Services	25,100.00	974.22	16,034.05	9,065.95	36.1% ●
Training Services	4,000.00	-	240.00	3,760.00	94.0% ●
TOTAL TECHNICAL SERVICES	586,328.00	41,480.65	391,534.83	194,793.17	33.2% ●
DIVISION 30: COMMUNICATIONS SERVICES					
Operating Expenditures					
Parts & Supplies	2,150.00	-	2,779.49	(629.49)	-29.3% ●
Facility Services	6,000.00	456.91	4,312.36	1,687.64	28.1% ●
Operating Services	76,960.00	9,867.50	65,322.55	11,637.45	15.1% ●
Professional Services	130,770.00	14,657.76	118,999.36	11,770.64	9.0% ●
TOTAL COMMUNICATION SERVICES	215,880.00	24,982.17	191,413.76	24,466.24	11.3% ●
DIVISION 40: EMERGENCY SERVICES					
Compensation					
	8,316,288.00	936,099.73	6,707,576.18	1,608,711.82	19.3% ●
Operating Expenditures					
Equipment & Machinery	40,833.00	1,601.78	10,863.29	29,969.71	73.4% ●
Operating Supplies	92,290.00	2,753.78	70,806.94	21,483.06	23.3% ●
Parts & Supplies	87,500.00	5,057.10	21,950.84	65,549.16	74.9% ●
Operating Services	13,290.00	869.96	8,569.57	4,720.43	35.5% ●
Professional Services	79,667.00	4,529.16	56,765.34	22,901.66	28.7% ●
Training Services	47,833.00	2,475.90	51,737.62	(3,904.62)	-8.2% ●
TOTAL EMERGENCY SERVICES	8,677,701.00	953,387.41	6,928,269.78	1,749,431.22	20.2% ●
DIVISION 50: COMMUNITY SERVICES / FIRE PREVENTION					
Compensation					
	86,843.00	10,020.39	73,482.86	13,360.14	15.4% ●
Operating Expenditures					
Operating Supplies	2,000.00	129.83	1,254.54	745.46	37.3% ●
Parts & Supplies	3,000.00	47.96	630.87	2,369.13	79.0% ●
Operating Services	2,300.00	137.00	664.44	1,635.56	71.1% ●
Professional Services	20,250.00	136.19	15,945.10	4,304.90	21.3% ●
Training Services	3,500.00	50.08	2,032.93	1,467.07	41.9% ●
TOTAL COMMUNITY SERVICES / FIRE PREVENTION	117,893.00	10,521.45	94,010.74	23,882.26	20.3% ●
GRAND TOTAL GENERAL FUND	\$ 17,297,194.00	\$ 1,475,708.30	\$ 13,054,053.21	\$ 4,243,140.79	24.5% ●



Superstition Fire & Medical District Income Statement - Detail

For Fiscal: 2020-2021 Period Ending: 04/30/21

Amended Total Budget	Current Month Actual	YTD Actual Activity	Forecasted Remaining Budget	% Budget Remaining
Fund: 100 - GENERAL OPERATING				

Revenue

Direct Taxes						
100-10-41000-10	REAL & SECURED PROPERTY TAXES	12,972,892.00	3,038,201.46	12,587,339.07	385,552.93	3.0%
100-10-41050-10	UNSECURED PERS PROPERTY TAXES	1,015,266.00	68,873.96	987,548.65	27,717.35	2.7%
100-10-41075-10	REFUNDED TAXES	(25,000.00)	(1,306.98)	(47,978.08)	22,978.08	-91.9%
100-10-41080-10	MARICOPA COUNTY PROPERTY TAXES	14,493.00	369.39	11,413.08	3,079.92	21.3%
100-10-41100-10	FIRE DISTRICT ASSISTANCE TAX	400,000.00	-	400,000.00	-	0.0%
Subtotal		14,377,651.00	3,106,137.83	13,938,322.72	439,328.28	3.1%
Other Taxes						
100-10-41200-10	SRP CONTRIBUTIONS	371,345.00	-	184,702.61	186,642.39	50.3%
100-10-41300-10	INSURANCE PREMIUM TAX	120,000.00	14,959.38	109,702.12	10,297.88	8.6%
Total Tax Revenue		14,868,996.00	3,121,097.21	14,232,727.45	636,268.55	4.3%
Charges for Services						
100-10-42025-41	RTC COST RECOVERY	40,000.00	(1,067.85)	35,541.00	4,459.00	11.1%
100-10-42050-41	OTHER EMS PAYMENTS	7,444.00	-	-	7,444.00	100.0%
100-10-42075-41	EMS CONTRACTS	53,000.00	-	-	53,000.00	100.0%
100-10-42078-12	FIRE CONTRACTS	5,000.00	5,000.00	10,000.00	(5,000.00)	-100.0%
100-10-42200-41	MISCELLANEOUS CONTRACTS	7,000.00	750.93	7,627.32	(627.32)	-9.0%
100-10-42500-50	SELF INSPECTION FEES	3,000.00	-	2,040.00	960.00	32.0%
100-10-42600-15	COPIES (FIRE REPORTS, ETC.)	1,000.00	120.00	1,160.00	(160.00)	-16.0%
100-10-42700-50	PERMITS	14,000.00	1,450.00	12,330.00	1,670.00	11.9%
100-10-43100-12	STATE LAND FIRE PAYMENTS	450,000.00	1,073.10	948,359.14	(498,359.14)	-110.7%
100-10-43200-20	OUTSIDE FLEET MAINTENANCE	-	-	3,253.50	(3,253.50)	0.0%
100-10-43300-50	INTERGOVERNMENTAL - PLAN REVIEW FEES	4,000.00	200.00	4,300.00	(300.00)	-7.5%
Total Charges for Services		584,444.00	7,526.18	1,024,610.96	(440,166.96)	-75.3%
Community Health Services						
100-10-43500-41	CPR / FIRST AID CLASSES	3,000.00	-	54.00	2,946.00	98.2%
Other Income						
100-10-45700-10	INVESTMENT EARNINGS	30,000.00	471.03	10,562.54	19,437.46	64.8%
100-10-45800-10	COBRA REIMBURSEMENT INCOME	-	-	-	-	0.0%
100-10-45900-10	OTHER INCOME	10,000.00	(681.00)	(2,667.95)	12,667.95	126.7%
100-10-46700-10	CM GRANT REIMBURSEMENT INCOME	-	-	-	-	0.0%
Total Charges for Services		40,000.00	(209.97)	7,894.59	32,105.41	80.3%
Other Financing Sources (Uses)						
100-80-48020-04	TRANSFER IN (400 Fund)	-	-	-	-	0.0%
100-80-48020-10	TRANSFER IN	-	-	-	-	0.0%
100-80-48100-04	TRANSFER OUT (400 Fund)	-	-	-	-	0.0%
100-80-48100-05	TRANSFER OUT (450 Fund)	-	-	-	-	0.0%
100-90-49500-10	DISTRICT EQUIPMENT SALES	-	-	-	-	0.0%
Total Financing Sources (Uses)		-	-	-	-	0.0%
Revenue Total:		\$ 15,496,440.00	\$ 3,128,413.42	\$ 15,265,287.00	\$ 231,153.00	1.5%

Expense

DIVISION 10: ADMINISTRATIVE SERVICES

Wages						
100-10-50000-10	FIRE CHIEF	180,778.00	19,323.11	139,719.50	41,058.50	22.7%
100-10-50010-10	ADMIN SERVICES STAFF	461,825.00	47,823.70	369,392.28	92,432.72	20.0%
100-10-52510-10	WAGE ALLOWANCE (CELL PHONES)	6,616.00	812.61	5,802.24	813.76	12.3%
100-10-52700-10	ADMIN SERVICES STAFF OVERTIME	1,500.00	958.57	9,663.28	(8,163.28)	-544.2%
Subtotal		650,719.00	68,917.99	524,577.30	126,141.70	19.4%
Employer Provided Benefits						
100-10-53710-10	PENSION (PSPRS)	2,339,944.00	243,136.45	1,963,362.76	376,581.24	16.1%
100-10-53760-10	PENSION (ASRS)	112,261.00	12,254.74	92,797.43	19,463.57	17.3%
100-10-53770-10	BENEFIT CONTRIBUTIONS	1,379,894.00	158,679.47	1,162,989.12	216,904.88	15.7%
100-10-53799-10	SAFER GRANT BENEFIT REIMBURSEMENT	(150,506.00)	-	(143,673.96)	(6,832.04)	4.5%
100-10-53810-10	SOCIAL SECURITY	55,663.00	6,198.50	47,982.47	7,680.53	13.8%
100-10-53830-10	MEDICARE	137,747.00	15,002.09	119,257.72	18,489.28	13.4%
100-10-53860-10	INDUSTRIAL INSURANCE	160,813.00	(164.42)	137,489.53	23,323.47	14.5%
100-10-53890-10	UNEMPLOYMENT	-	-	-	-	0.0%
100-10-53910-10	MEDICAL INSURANCE	-	(29,703.52)	62,718.65	(62,718.65)	0.0%
100-10-53920-10	DENTAL INSURANCE	-	(2,274.20)	4,964.62	(4,964.62)	0.0%
100-10-53930-10	VISION INSURANCE	-	(313.66)	687.75	(687.75)	0.0%
100-10-53940-10	EMPLOYEE ASSISTANCE PROGRAM	9,723.00	814.08	8,931.84	791.16	8.1%
100-10-53950-10	LIFE INSURANCE	10,128.00	839.60	9,198.40	929.60	9.2%
100-10-53960-10	CANCER INSURANCE FUND (PSPRS)	4,700.00	-	4,650.00	50.00	1.1%
100-10-53965-10	COBRA (REIMBURSABLE)	-	(588.65)	4,254.87	(4,254.87)	0.0%
100-10-53990-10	EARNED LEAVE BUYOUT (ELBO) PROGRAM	288,487.00	-	-	288,487.00	100.0%



Superstition Fire & Medical District Income Statement - Detail

For Fiscal: 2020-2021 Period Ending: 04/30/21

		Amended Total Budget	Current Month Actual	YTD Actual Activity	Forecasted Remaining Budget	% Budget Remaining
Fund: 100 - GENERAL OPERATING						
100-10-53992-10	EARNED LEAVE BUYOUT PROGRAM - FICA	8,075.00	-	-	8,075.00	100.0%
100-10-53997-10	EARNED LEAVE SEPARATION (ELSP) PROGRAM	132,872.00	-	87,896.03	44,975.97	33.8%
100-10-53998-10	EARNED LEAVE SEPARATION PROGRAM - FICA	637.00	-	1,274.46	(637.46)	-100.1%
	Subtotal	4,490,438.00	403,880.48	3,564,781.69	925,656.31	20.6%
Admin Services Compensation & Benefits Total:		5,141,157.00	472,798.47	4,089,358.99	1,051,798.01	20.5%
Equipment & Machinery						
100-10-54050-08	COMPUTER SOFTWARE	-	-	-	-	0.0%
	Subtotal	-	-	-	-	0.0%
Operating Supplies / Parts & Supplies						
100-10-55060-08	COMPUTER / PRINTER SUPPLIES & MAINTENANCE	17,000.00	745.86	9,727.06	7,272.94	42.8%
100-10-55340-20	IGA PARTS & SUPPLIES - FLORENCE	-	-	-	-	0.0%
100-10-55341-12	IGA - STATE LAND REIMBURSABLE EXPENSES	17,500.00	-	26,899.44	(9,399.44)	-53.7%
100-10-55342-12	STATE LAND / SHIFT COVERAGE	214,100.00	-	440,982.60	(226,882.60)	-106.0%
100-10-55343-20	IGA SERVICES WAGES (INTERGOVERNMENTAL)	-	-	-	-	0.0%
100-10-55345-41	CONTRACTED SPECIAL EVENTS OVERTIME	-	-	-	-	0.0%
100-10-55550-12	OFFICE FURNITURE & EQUIP, PARTS & SUPPLIES	8,200.00	-	4,206.54	3,993.46	48.7%
100-10-55670-50	VOLUNTEER EXPENSES	-	-	-	-	0.0%
100-10-56340-12	CLEANING SUPPLIES	10,000.00	2,766.70	9,442.35	557.65	5.6%
100-10-56600-12	FACILITY MAINTENANCE	18,750.00	746.64	19,602.15	(852.15)	-4.5%
100-10-56860-12	FOOD / BEVERAGES	600.00	-	1,155.50	(555.50)	-92.6%
100-10-57100-12	OFFICE SUPPLIES	6,000.00	1,747.55	5,816.97	183.03	3.1%
100-10-57200-12	POSTAGE / DELIVERY SERVICES	1,600.00	464.74	1,310.78	289.22	18.1%
100-10-57220-12	POSTAGE METER RENTAL / SUPPLIES	400.00	-	183.95	216.05	54.0%
100-10-57440-12	PROFESSIONAL PUBLICATIONS / SUBSCRIPTIONS	1,300.00	-	399.00	901.00	69.3%
100-10-57600-12	HONOR GUARD	2,000.00	-	-	2,000.00	100.0%
100-10-57620-12	REWARDS / RECOGNITION / FLOWERS SUPPLIES	4,600.00	-	4,732.69	(132.69)	-2.9%
100-10-57660-12	PEER SUPPORT	-	-	-	-	0.0%
100-10-58000-12	UNIFORMS (CIVILIAN)	5,400.00	-	3,366.09	2,033.91	37.7%
100-10-58020-12	UNIFORMS - CLASS A / NEW HIRES	40,200.00	5,213.27	56,874.89	(16,674.89)	-41.5%
100-10-58080-12	UNIFORMS (GOVERNING BOARD)	250.00	-	103.99	146.01	58.4%
100-10-58100-12	UNIFORMS (PUBLIC SAFETY)	71,200.00	4,264.40	53,180.16	18,019.84	25.3%
100-10-58150-12	UNIFORMS (VOLUNTEERS)	-	-	-	-	0.0%
	Subtotal	419,100.00	15,949.16	637,984.16	(218,884.16)	-52.2%
Facility Services						
100-10-59000-12	FACILITIES RENT	31,500.00	2,625.00	26,375.00	5,125.00	16.3%
100-10-59020-12	ELECTRICITY	100,000.00	1,203.84	67,486.71	32,513.29	32.5%
100-10-59040-12	FACILITY PROJECTS	80,000.00	1,416.66	50,420.92	29,579.08	37.0%
100-10-59060-12	NATURAL GAS	6,000.00	56.21	6,661.17	(661.17)	-11.0%
100-10-59100-08	PHONE	20,000.00	219.80	7,619.14	12,380.86	61.9%
100-10-59160-12	WATER SOFTENER SUPPLIES	5,475.00	-	4,517.67	957.33	17.5%
100-10-59180-12	SEWER / SEPTIC	3,800.00	290.15	2,736.21	1,063.79	28.0%
100-10-59200-12	WATER	19,200.00	1,616.39	16,378.05	2,821.95	14.7%
	Subtotal	265,975.00	7,428.05	182,194.87	83,780.13	31.5%
Operating Services						
100-10-60180-08	COPIER MAINTENANCE & SUPPLIES	4,634.00	382.92	3,650.10	983.90	21.2%
100-10-60230-12	DOCUMENT DISPOSAL SERVICES	500.00	-	437.48	62.52	12.5%
100-10-60240-12	EXTERMINATING	3,500.00	-	2,014.83	1,485.17	42.4%
100-10-60310-08	INTERNET	53,300.00	99.96	44,770.48	8,529.52	16.0%
100-10-60320-12	LANDSCAPING	2,400.00	986.65	2,788.30	(388.30)	-16.2%
100-10-60580-12	REFUSE COLLECTION	3,500.00	327.97	2,347.92	1,152.08	32.9%
100-10-60600-12	SECURITY & ALARM SYSTEMS	6,000.00	-	5,686.18	313.82	5.2%
100-10-60620-08	INDIVIDUAL SOFTWARE LICENSING	3,000.00	1,619.61	2,391.72	608.28	20.3%
100-10-60630-08	SYSTEM SERVER HOSTING	3,172.00	264.33	2,907.63	264.37	8.3%
100-10-60740-12	WATER & ICE (DRINKING)	11,500.00	225.16	7,249.26	4,250.74	37.0%
	Subtotal	91,506.00	3,906.60	74,243.90	17,262.10	18.9%
Professional Services						
100-10-61010-08	ACCREDITATION	21,150.00	-	600.00	20,550.00	97.2%
100-10-61020-12	ADMIN MEDICAL DIRECTOR - CONTRACT	30,000.00	7,500.00	22,500.00	7,500.00	25.0%
100-10-61060-12	NEW HIRE HR ADVERTISING	-	-	45.34	(45.34)	0.0%
100-10-61100-12	BACKGROUND INVESTIGATION / CREDIT REPORTING	300.00	88.00	574.75	(274.75)	-91.6%
100-10-61160-08	COMPUTER INFO SYSTEMS MAINT CONTRACT	22,000.00	-	-	22,000.00	100.0%
100-10-61170-08	CIS WEB HOSTING / DOMAINS / CERTIFICATES	2,366.00	172.65	2,393.10	(27.10)	-1.1%
100-10-61200-12	NEW HIRE HR TESTING	6,500.00	-	-	6,500.00	100.0%
100-10-61250-12	FIRE CHIEF SEARCH CONTINGENCY	25,000.00	8,633.34	21,699.54	3,300.46	13.2%
100-10-61260-12	CPA AUDIT SERVICES	13,000.00	-	13,000.00	-	0.0%
100-10-61300-12	LABOR RELATIONS CONSULTING / CONFERENCES	-	-	-	-	0.0%
100-10-61400-12	CONTRACTED NIMS TRAINING	3,000.00	-	-	3,000.00	100.0%
100.10.61520.12	ELECTIONS EXPENSE	-	-	200.00	(200.00)	0.0%



Superstition Fire & Medical District Income Statement - Detail

For Fiscal: 2020-2021 Period Ending: 04/30/21

		Amended Total Budget	Current Month Actual	YTD Actual Activity	Forecasted Remaining Budget	% Budget Remaining
Fund: 100 - GENERAL OPERATING						
100-10-61700-12	VEHICLE / PROPERTY / LIABILITY INSURANCE	137,075.00	1,412.88	104,703.96	32,371.04	● 23.6%
100-10-61860-12	GOVERNING BOARD LEGAL SERVICES	21,500.00	-	13,455.90	8,044.10	● 37.4%
100-10-61870-12	PENSION BOARD LEGAL SERVICES	-	-	1,485.00	(1,485.00)	● 0.0%
100-10-61880-12	HR / INVESTIGATION LEGAL SERVICES	10,000.00	-	34,338.75	(24,338.75)	● -243.4%
100-10-61920-12	MEDICAL EXAM SERVICES	131,900.00	(81,990.00)	176,241.06	(44,341.06)	● -33.6%
100-10-61960-12	TEMP PERSONNEL - OUTSIDE SERVICES	-	-	-	-	● 0.0%
100-10-62020-12	PRINTING / PUBLISHING SERVICES	1,500.00	31.70	2,065.03	(565.03)	● -37.7%
100-10-62060-12	PROFESSIONAL ORGANIZATIONS / MEMBERSHIP	3,150.00	-	1,785.10	1,364.90	● 43.3%
100-10-62105-08	GLOBAL SOFTWARE LICENSING	60,500.00	9,332.67	59,716.43	783.57	● 1.3%
100-10-61220-08	HR SOFTWARE USER FEES	-	-	-	-	● 0.0%
	Subtotal	488,941.00	(54,818.76)	454,803.96	34,137.04	● 7.0%
Financial Services						
100-10-63000-10	ADMIN FEES, BONDS & LEASES	1,000.00	73.10	790.03	209.97	● 21.0%
100-10-63100-10	FEES (RECORD / FILING / PERMIT)	100.00	-	44.52	55.48	● 55.5%
100-10-63140-10	INTEREST & FINANCE CHARGES	4,000.00	-	1,001.47	2,998.53	● 75.0%
100-10-63150-10	FINANCIAL RESERVE	1,265,643.00	-	-	1,265,643.00	● 100.0%
	Subtotal	1,270,743.00	73.10	1,836.02	1,268,906.98	● 99.9%
Training Services						
100-10-64020-12	ADMINISTRATIVE TRAINING / CONFERENCES	2,000.00	-	-	2,000.00	● 100.0%
100-10-64040-12	BOARD OF DIRECTORS TRAINING	500.00	-	150.00	350.00	● 70.0%
100-10-64060-12	COLLEGE TUITION REIMBURSEMENT	19,470.00	-	8,252.20	11,217.80	● 57.6%
	Subtotal	21,970.00	-	8,402.20	13,567.80	● 61.8%
Administrative Services Operating Expense Total:		2,558,235.00	(27,461.85)	1,359,465.11	1,198,769.89	● 46.9%
TOTAL ADMINISTRATIVE SERVICES		7,699,392.00	445,336.62	5,448,824.10	2,250,567.90	● 29.2%
DIVISION 20: TECHNICAL SERVICES						
Wages						
100-20-50020-10	FLEET & FACILITIES STAFF	270,848.00	30,455.21	218,280.72	52,567.28	● 19.4%
100-20-52700-20	FLEET & FACILITIES STAFF OVERTIME	7,500.00	-	368.90	7,131.10	● 95.1%
	Technical Services Wages Total:	278,348.00	30,455.21	218,649.62	59,698.38	● 21.4%
Equipment & Machinery						
100-20-54050-20	DIAGNOSTIC SOFTWARE	3,550.00	691.02	4,820.32	(1,270.32)	● -35.8%
Operating Supplies						
100-20-55400-20	MECHANICAL EQUIPMENT, PARTS & SUPPLIES	5,200.00	73.83	234.34	4,965.66	● 95.5%
100-20-55580-20	TIRES	69,500.00	-	21,204.15	48,295.85	● 69.5%
100-20-55620-20	VEHICLE PARTS	95,000.00	2,885.23	66,558.23	28,441.77	● 29.9%
	Subtotal	169,700.00	2,959.06	87,996.72	81,703.28	● 48.1%
Parts & Supplies						
100-20-56800-20	FLUIDS (ANTIFREEZE, BRAKE, TRANSMISSION)	7,550.00	-	2,991.15	4,558.85	● 60.4%
100-20-56880-20	FUEL - DIESEL	68,445.00	5,000.56	40,573.30	27,871.70	● 40.7%
100-20-56900-20	FUEL - UNLEADED	15,700.00	1,204.58	10,727.43	4,972.57	● 31.7%
100-20-57060-20	MISCELLANEOUS SHOP SUPPLIES	7,470.00	138.29	4,997.18	2,472.82	● 33.1%
100-20-57140-20	ENGINE OIL	5,565.00	-	3,944.02	1,620.98	● 29.1%
100-20-58120-20	UNIFORMS & TOWELS (TECHNICAL SERVICES)	900.00	57.71	561.04	338.96	● 37.7%
	Subtotal	105,630.00	6,401.14	63,794.12	41,835.88	● 39.6%
Professional Services						
100-20-61460-20	HAZARDOUS WASTE DISPOSAL	400.00	-	226.02	173.98	● 43.5%
100-20-61820-20	LADDER TESTING & CERT - AERIAL & GROUND	3,450.00	-	3,088.45	361.55	● 10.5%
100-20-62140-20	REPAIR & MAINTENANCE - FLEET	21,250.00	974.22	12,719.58	8,530.42	● 40.1%
	Subtotal	25,100.00	974.22	16,034.05	9,065.95	● 36.1%
Training Services						
100-20-64470-20	FLEET SERVICES TRAINING	4,000.00	-	240.00	3,760.00	● 94.0%
Technical Services Operating Expense Total:		307,980.00	11,025.44	172,885.21	135,094.79	● 43.9%
TOTAL TECHNICAL SERVICES		586,328.00	41,480.65	391,534.83	194,793.17	● 33.2%



Superstition Fire & Medical District Income Statement - Detail

For Fiscal: 2020-2021 Period Ending: 04/30/21

		Amended Total Budget	Current Month Actual	YTD Actual Activity	Forecasted Remaining Budget	% Budget Remaining
Fund: 100 - GENERAL OPERATING						
DIVISION 30: COMMUNICATIONS SERVICES						
Parts & Supplies						
100-30-56040-15	BATTERIES - ELECTRONICS (PORTABLE BATTERIES)	1,900.00	-	2,779.49	(879.49)	🔴 -46.3%
100-30-57590-15	RADIO EQUIPMENT SUPPLIES	250.00	-	-	250.00	🟢 100.0%
	Subtotal	2,150.00	-	2,779.49	(629.49)	🔴 -29.3%
Facility Services						
100-30-59080-15	PHONE / E - 911 COMM CIRCUITS	6,000.00	456.91	4,312.36	1,687.64	🟢 28.1%
Operating Services						
100-30-60020-15	TOPAZ / G2 MAINTENANCE	12,000.00	1,233.66	8,358.79	3,641.21	🟢 30.3%
100-30-60340-08	MCT MAINTENANCE	20,400.00	5,653.35	23,027.39	(2,627.39)	🔴 -12.9%
100-30-60350-08	MOBILE DATA OPERATIONS	34,560.00	2,980.49	27,968.63	6,591.37	🟢 19.1%
100-30-60560-15	RADIO INFORMATION SYSTEMS MAINTENANCE	10,000.00	-	5,967.74	4,032.26	🟢 40.3%
	Subtotal	76,960.00	9,867.50	65,322.55	11,637.45	🟡 15.1%
Professional Services						
100-30-61440-15	DISPATCH SERVICES - MFMD	130,770.00	14,657.76	118,999.36	11,770.64	🔴 9.0%
	TOTAL COMMUNICATIONS SERVICES	215,880.00	24,982.17	191,413.76	24,466.24	🟡 11.3%
DIVISION 40: EMERGENCY SERVICES						
Wages						
100-40-50040-10	ASSISTANT CHIEFS	284,095.00	33,446.46	239,499.18	44,595.82	🟡 15.7%
100-40-50050-10	DEPUTY CHIEF	148,533.00	17,663.79	126,647.03	21,885.97	🟡 14.7%
100-40-50140-10	ADMINISTRATIVE ASSISTANT II	56,112.00	6,474.40	47,492.53	8,619.47	🟡 15.4%
100-40-51010-10	BATTALION CHIEFS	335,013.00	39,954.60	334,923.37	89.63	🔴 0.0%
100-40-51030-10	CAPTAINS	2,178,901.00	249,805.90	1,742,793.24	436,107.76	🟢 20.0%
100-40-51040-10	ENGINEERS	1,492,232.00	189,204.74	1,319,268.58	172,963.42	🟡 11.6%
100-40-51050-10	FIREFIGHTERS	3,218,310.00	357,704.85	2,552,877.13	665,432.87	🟢 20.7%
100-40-52015-10	INJURY WAGES	-	-	4,058.53	(4,058.53)	🔴 0.0%
100-40-52530-12	BATTALION CHIEF COVERAGE	22,500.00	519.51	15,645.98	6,854.02	🟢 30.5%
100-40-52539-10	SAFER GRANT WAGES REIMBURSEMENT	(282,308.00)	-	(268,752.53)	(13,555.47)	🔴 4.8%
	Subtotal	7,453,388.00	894,774.25	6,114,453.04	1,338,934.96	🟢 18.0%
OT Wages						
100-40-52540-10	FLSA HALFTIME	95,279.00	10,317.78	82,158.43	13,120.57	🟡 13.8%
100-40-52560-10	HOLIDAY PAY	283,356.00	-	238,483.88	44,872.12	🟡 15.8%
100-40-52700-12	OPS ADMIN STAFF OVERTIME	-	-	-	-	🟢 0.0%
100-40-52740-12	SHIFT OVERTIME	385,000.00	30,633.25	210,886.44	174,113.56	🟢 45.2%
100-40-52750-12	SPECIAL OVERTIME	2,400.00	(370.48)	7,301.47	(4,901.47)	🔴 -204.2%
100-40-52810-12	NON-CONTRACTED SPECIAL EVENTS OT	40,925.00	-	-	40,925.00	🟢 100.0%
100-40-52850-47	SCBA OVERTIME	-	-	-	-	🟢 0.0%
100-40-52910-50	PUBLIC EVENTS / PUB ED OT	1,500.00	-	-	1,500.00	🟢 100.0%
100-40-52990--10	HR INVESTIGATION OT	-	370.48	370.48	(370.48)	🔴 0.0%
	Subtotal	808,460.00	40,951.03	539,200.70	269,259.30	🟢 33.3%
Training OT Wages						
100-40-53140-41	EMS TRAINING OT	3,040.00	-	2,510.99	529.01	🟢 17.4%
100-40-53240-12	PROMOTIONAL TESTING OT	9,000.00	-	10,923.36	(1,923.36)	🔴 -21.4%
100-40-53260-41	FIRE OPERATIONAL TRAINING OT	13,000.00	-	5,932.17	7,067.83	🟢 54.4%
100-40-53360-41	EMPLOYEE DEVELOPMENT OT	11,000.00	-	3,797.30	7,202.70	🟢 65.5%
100-40-53380-41	RECRUIT / INTERN ACADEMY OT	17,000.00	-	30,034.06	(13,034.06)	🔴 -76.7%
100-40-53500-41	SPECIAL OPERATIONS OT	1,400.00	374.45	724.56	675.44	🟢 48.2%
	Subtotal	54,440.00	374.45	53,922.44	517.56	🔴 1.0%
Other OT Wages						
100-40-53580-15	FIRE INVESTIGATION OT	-	-	-	-	🟢 0.0%
	Emergency Services Wages Total:	8,316,288.00	936,099.73	6,707,576.18	1,608,711.82	🟢 19.3%
Equipment & Machinery						
100-40-54080-41	EMS EQUIPMENT & MACHINERY (ASSET)	2,000.00	-	-	2,000.00	🟢 100.0%
100-40-54120-40	FIRE OPS EQUIPMENT & MACHINERY (ASSET)	2,500.00	-	1,050.91	1,449.09	🟢 58.0%
100-40-54140-40	FIRE OPS HOSE (ASSET)	15,000.00	-	3,714.30	11,285.70	🟢 75.2%
100-40-54165-41	FIRE OPS TRAINING EQUIPMENT (ASSET)	4,000.00	-	-	4,000.00	🟢 100.0%
100-40-54300-42	PHYSICAL FITNESS EQUIPMENT (ASSET)	1,333.00	886.83	886.83	446.17	🟢 33.5%
100-40-54420-47	SCBA AIR MASKS (ASSET)	8,000.00	-	-	8,000.00	🟢 100.0%
100-40-54460-41	SPECIAL OPERATIONS EQUIPMENT (ASSET)	8,000.00	714.95	5,211.25	2,788.75	🟢 34.9%
	Subtotal	40,833.00	1,601.78	10,863.29	29,969.71	🟢 73.4%



Superstition Fire & Medical District Income Statement - Detail

For Fiscal: 2020-2021 Period Ending: 04/30/21

		Amended Total Budget	Current Month Actual	YTD Actual Activity	Forecasted Remaining Budget	% Budget Remaining
Fund: 100 - GENERAL OPERATING						
Operating Supplies						
100-40-55100-41	EMS PARTS AND SUPPLIES	38,500.00	1,218.04	21,586.40	16,913.60	🟢 43.9%
100-40-55200-20	FIRE OPS EQUIPMENT, PARTS, SUPPLIES & MAINT	34,200.00	656.60	26,257.18	7,942.82	🟢 23.2%
100-40-55220-41	FIRE OPS TRAINING TOOLS & SUPPLIES	5,000.00	319.89	8,892.14	(3,892.14)	🔴 -77.8%
100-40-55440-42	PHYSICAL FITNESS TRAINING TOOLS, SUPP & MAINT	2,000.00	-	376.37	1,623.63	🟢 81.2%
100-40-55480-42	SAFETY EQUIPMENT, PARTS & SUPPLIES	1,500.00	117.55	2,507.32	(1,007.32)	🔴 -67.2%
100-40-55520-47	SCBA TOOLS, EQUIPMENT & SUPPLIES	4,000.00	441.70	4,209.82	(209.82)	🔴 -5.2%
100-40-55560-41	SPECIAL OPS (TRT/HAZ-MAT) OPERATING EXPENSES	4,500.00	-	4,388.48	111.52	🔴 2.5%
100-40-55580-41	SPECIAL OPS (WILDLAND) OPERATING EXPENSES	2,590.00	-	2,589.23	0.77	🔴 0.0%
	Subtotal	92,290.00	2,753.78	70,806.94	21,483.06	🟢 23.3%
Parts & Supplies						
100-40-56220-41	COMM HEALTH SERVICES SUPPLIES	3,000.00	-	-	3,000.00	🟢 100.0%
100-40-56760-40	FIRE REHAB - PERISHABLES	500.00	-	-	500.00	🟢 100.0%
100-40-57245-42	PPE (PERSONAL PROTECTIVE EQUIPMENT)	84,000.00	5,057.10	21,950.84	62,049.16	🟢 73.9%
	Subtotal	87,500.00	5,057.10	21,950.84	65,549.16	🟢 74.9%
Operating Services						
100-40-60140-20	SCBA COMPRESSOR MAINTENANCE	3,000.00	-	250.61	2,749.39	🟢 91.6%
100-40-60700-12	TOWEL & LINEN SERVICES	10,290.00	869.96	8,318.96	1,971.04	🟢 19.2%
	Subtotal	13,290.00	869.96	8,569.57	4,720.43	🟢 35.5%
Professional Services						
100-40-61080-20	AIR QUALITY TESTING	900.00	-	707.41	192.59	🟢 21.4%
100-40-61120-12	BAY DOOR MAINTENANCE	10,800.00	1,075.50	5,058.20	5,741.80	🟢 53.2%
100-40-61530-41	EMS CARDIAC MONITOR MAINTENANCE & SUPPLIES	20,750.00	-	14,381.60	6,368.40	🟢 30.7%
100-40-61650-12	INFECTION CONTROL MEDICAL EXAM SERVICE	1,500.00	-	-	1,500.00	🟢 100.0%
100-40-61660-41	INSTRUCTOR SERVICES - CE	-	-	-	-	🟢 0.0%
100-40-61800-41	IMAGE TREND ENHANCEMENT	6,717.00	291.66	4,041.63	2,675.37	🟢 39.8%
100-40-61980-42	PPE CLOTHING MAINTENANCE & DECONTAMINATION	35,500.00	2,374.00	31,788.50	3,711.50	🟢 10.5%
100-40-62200-47	SCBA TESTING & CALIBRATION	3,500.00	788.00	788.00	2,712.00	🟢 77.5%
	Subtotal	79,667.00	4,529.16	56,765.34	22,901.66	🟢 28.7%
Training Services						
100-40-64020-41	FIRE OPS / EMS OUTSIDE TRAINING	3,500.00	125.00	1,937.54	1,562.46	🟢 44.6%
100-40-64400-42	HEALTH, SAFETY, & WELLNESS TRAINING & SUPPLIES	1,333.00	-	190.00	1,143.00	🟢 85.7%
100-40-64420-41	INTERN / RECRUIT ACADEMY & SUPPLIES	10,000.00	-	20,491.97	(10,491.97)	🔴 -104.9%
100-40-64500-41	TRT TRAINING	8,000.00	-	7,614.21	385.79	🔴 4.8%
100-40-64550-41	OFFICER DEVELOPMENT TRAINING & SUPPLIES	23,000.00	2,350.90	21,503.90	1,496.10	🔴 6.5%
100-40-64600-47	SCBA TRAINING CERTIFICATION	2,000.00	-	-	2,000.00	🟢 100.0%
	Subtotal	47,833.00	2,475.90	51,737.62	(3,904.62)	🔴 -8.2%
	Emergency Services Operating Expense Total:	361,413.00	17,287.68	220,693.60	140,719.40	🟢 38.9%
	TOTAL EMERGENCY SERVICES	8,677,701.00	953,387.41	6,928,269.78	1,749,431.22	🟢 20.2%
DIVISION 50: COMMUNITY SERVICES / FIRE PREVENTION						
Wages						
100-50-50260-10	COMMUNITY RISK REDUCTION SPECIALIST	86,843.00	10,020.39	73,482.86	13,360.14	🟡 15.4%
	Subtotal	86,843.00	10,020.39	73,482.86	13,360.14	🟡 15.4%
OT Wages						
100-50-52700-15	PREVENTION / FIRE INVESTIGATION OVERTIME	-	-	-	-	🟢 0.0%
100-50-52965-15	SPECIAL PUBLIC EVENTS OT	-	-	-	-	🟢 0.0%
	Subtotal	-	-	-	-	🟢 0.0%
	Community Services / Fire Prevention Wages Total:	86,843.00	10,020.39	73,482.86	13,360.14	🟡 15.4%
Operating Supplies						
100-50-55160-50	FIRE CODE BOOKS & MANUALS	800.00	-	285.40	514.60	🟢 64.3%
100-50-55180-15	FIRE INVESTIGATION TOOLS & EQUIPMENT	-	-	-	-	🟢 0.0%
100-50-55260-50	FIRE PREVENTION TOOLS & EQUIPMENT	200.00	-	114.98	85.02	🟢 42.5%
100-50-55640-59	MULTI MEDIA SOFTWARE LICENSES	1,000.00	129.83	854.16	145.84	🟡 14.6%
	Subtotal	2,000.00	129.83	1,254.54	745.46	🟢 37.3%
Parts & Supplies						
100-50-56740-50	FIRE PREVENTION SUPPLIES	400.00	47.96	93.98	306.02	🟢 76.5%
100-50-57640-50	SAFETY & EDUCATION PROMO MATERIALS	2,600.00	-	536.89	2,063.11	🟢 79.4%
	Subtotal	3,000.00	47.96	630.87	2,369.13	🟢 79.0%
Operating Services						
100-50-60150-50	EMERGENCY EVENT SUPPLIES	2,000.00	137.00	564.44	1,435.56	🟢 71.8%
100-50-60200-50	SELF INSPECTION SUPPLIES	300.00	-	100.00	200.00	🟢 66.7%
	Subtotal	2,300.00	137.00	664.44	1,635.56	🟢 71.1%



Superstition Fire & Medical District Income Statement - Detail

For Fiscal: 2020-2021 Period Ending: 04/30/21

		Amended Total Budget	Current Month Actual	YTD Actual Activity	Forecasted Remaining Budget	% Budget Remaining
Fund: 100 - GENERAL OPERATING						
Professional Services						
100-50-61200-50	CONTRACTED FIRE INSPECTOR SERVICES	3,850.00	-	2,964.00	886.00	🟢 23.0%
100-50-61250-50	CONTRACTED FIRE INVESTIGATOR SERVICES	2,000.00	-	1,498.75	501.25	🟢 25.1%
100-50-61340-50	FIRE PREVENTION WEEK SUPPLIES	350.00	-	495.18	(145.18)	🔴 -41.5%
100-50-61370-50	COMMUNITY RELATIONS PRINTED MATERIALS	1,000.00	-	850.98	149.02	🟡 14.9%
100-50-61380-50	WATER SAFETY EVENTS	300.00	136.19	136.19	163.81	🟢 54.6%
100-50-62010-08	PRE-PLAN DEVELOPMENT	4,750.00	-	2,000.00	2,750.00	🟢 57.9%
100-50-62080-50	PROF OUTSIDE SVCS (GIS)	8,000.00	-	8,000.00	-	🔴 0.0%
	Subtotal	20,250.00	136.19	15,945.10	4,304.90	🟢 21.3%
Training Services						
100-50-64240-15	FIRE ARSON / INVESTIGATOR TRAINING	2,000.00	-	1,982.85	17.15	🔴 0.9%
100-50-64260-50	COMMUNITY RISK REDUCTION SPECIALIST TRAINING	1,500.00	50.08	50.08	1,449.92	🟢 96.7%
	Subtotal	3,500.00	50.08	2,032.93	1,467.07	🟢 41.9%
Community Services / Fire Prevention Operating Expense Total:		31,050.00	501.06	20,527.88	10,522.12	🟢 33.9%
TOTAL COMMUNITY SERVICES / FIRE PREVENTION		117,893.00	10,521.45	94,010.74	23,882.26	🟢 20.3%
GRAND TOTAL GENERAL FUND		\$ 17,297,194.00	\$ 1,475,708.30	\$ 13,054,053.21	\$ 4,243,140.79	🟢 24.5%
Net Financial Sources (Uses):		\$ (1,800,754.00)	\$ 1,652,705.12	\$ 2,211,233.79	\$ (4,011,987.79)	
Beginning Unrestricted Fund Balance July 1, 2020		\$1,800,754.00				



Superstition Fire & Medical District Income Statement - Detail

For Fiscal: 2020-2021 Period Ending: 04/30/21

		Amended Total Budget	Current Month Actual	YTD Actual Activity	Forecasted Remaining Budget	% Budget Remaining
Fund: 150 - TRANSPORT SERVICES						
Revenue						
150-10-42100-10	ALS TRANSPORT REVENUE	3,404,171.00	306,883.93	2,947,374.66	456,796.34	13.4%
150-10-42122-10	COVID PROVIDER RELIEF	-	-	-	-	0.0%
150-10-42125-10	TRANSPORT CUSTOMER REFUNDS	(25,153.00)	(5,465.29)	(45,640.11)	20,487.11	-81.4%
150-10-42180-10	COLLECTIONS REVENUE	28,086.00	5,306.92	21,886.55	6,199.45	22.1%
150-10-45700-10	INVESTMENT EARNINGS	3,750.00	58.72	1,680.30	2,069.70	55.2%
150-10-45900-10	OTHER INCOME	-	(237.50)	(799.96)	799.96	0.0%
150-80-48020-02	TRANSFER IN (200 FUND)	-	-	-	-	0.0%
150-80-48100-10	TRANSFER OUT (200 FUND)	(25,000.00)	-	-	(25,000.00)	100.0%
	Revenue Total:	\$ 3,385,854.00	\$ 306,546.78	\$ 2,924,501.44	461,352.56	13.6%
Expense						
DIVISION 10: ADMINISTRATIVE SERVICES						
Wages						
150-10-50000-10	FIRE CHIEF	8,681.00	1,001.65	7,345.46	1,335.54	15.4%
150-10-50010-10	ADMIN SERVICES STAFF	59,375.00	6,850.96	50,240.40	9,134.60	15.4%
150-10-52510-10	WAGE ALLOWANCE (CELL PHONES)	945.00	-	496.71	448.29	47.4%
	Subtotal	69,001.00	7,852.61	58,082.57	10,918.43	15.8%
Employer Provided Benefits						
150-10-53710-10	PENSION (PSPRS)	28,512.00	3,289.85	24,125.54	4,386.46	15.4%
150-10-53760-10	PENSION (ASRS)	177,922.00	20,210.96	145,790.20	32,131.80	18.1%
150-10-53770-10	BENEFIT CONTRIBUTIONS	324,976.00	39,120.23	278,460.16	46,515.84	14.3%
150-10-53810-10	SOCIAL SECURITY	91,150.00	10,703.97	76,954.42	14,195.58	15.6%
150-10-53830-10	MEDICARE	21,317.00	2,666.77	19,196.05	2,120.95	9.9%
150-10-53860-10	INDUSTRIAL INSURANCE	23,232.00	164.42	20,883.47	2,348.53	10.1%
150-10-53870-10	INDUSTRIAL INSURANCE - VOLUNTEERS	-	-	-	-	0.0%
150-10-53910-10	MEDICAL INSURANCE	-	(5,382.63)	12,449.56	(12,449.56)	0.0%
150-10-53920-10	DENTAL INSURANCE	-	(400.48)	932.50	(932.50)	0.0%
150-10-53930-10	VISION INSURANCE	-	(68.86)	168.75	(168.75)	0.0%
150-10-53940-10	EMPLOYEE ASSISTANCE PROGRAM	2,532.00	192.00	2,204.16	327.84	12.9%
150-10-53950-10	LIFE INSURANCE	2,640.00	200.00	2,272.00	368.00	13.9%
150-10-53965.10	COBRA REIMBURSEMENT INCOME	-	-	384.91	(384.91)	0.0%
150-10-53990-10	EARNED LEAVE BUYOUT (ELBO) PROGRAM	2,202.00	-	-	2,202.00	100.0%
150-10-53992-10	EARNED LEAVE BUYOUT (ELBO) PROGRAM - FICA	211.00	-	-	211.00	100.0%
150-10-53997-10	EARNED LEAVE SEPARATION (ELSP) PROGRAM	-	-	27,943.40	(27,943.40)	0.0%
150-10-53998-10	EARNED LEAVE SEPARATION PROGRAM - FICA	-	-	2,137.62	(2,137.62)	0.0%
	Subtotal	674,694.00	70,696.23	613,902.74	60,791.26	9.0%
	Admin Services Compensation & Benefits Total:	743,695.00	78,548.84	671,985.31	71,709.69	9.6%
Equipment & Machinery						
150-10-54040-08	COMPUTER EQUIPMENT	-	-	-	-	0.0%
Operating Supplies						
150-10-55060-08	COMPUTER / PRINTER SUPPLIES & MAINTENANCE	7,700.00	353.76	3,641.39	4,058.61	52.7%
Parts & Supplies						
150-10-55550-12	OFFICE FURNITURE & EQUIPMENT, PARTS & SUPPLIES	7,000.00	-	1,876.14	5,123.86	73.2%
150-10-55670-50	VOLUNTEER EXPENSES	-	-	-	-	0.0%
150-10-56340-12	CLEANING SUPPLIES	3,500.00	912.50	3,352.42	147.58	4.2%
150-10-56600-12	FACILITY MAINTENANCE	8,015.00	194.66	4,607.13	3,407.87	42.5%
150-10-56860-12	FOOD / BEVERAGES	200.00	-	50.28	149.72	74.9%
150-10-57100-12	OFFICE SUPPLIES	1,500.00	810.66	2,411.16	(911.16)	-60.7%
150-10-57200-12	POSTAGE / DELIVERY SERVICES	1,500.00	250.00	933.96	566.04	37.7%
150-10-57440-12	PROFESSIONAL PUBS / SUBSCRIPTIONS	-	-	-	-	0.0%
150-10-57600-12	HONOR GUARD	1,000.00	-	-	1,000.00	100.0%
150-10-57620-12	REWARDS / RECOGNITION / FLOWER SUPPLIES	300.00	-	907.08	(607.08)	-202.4%
150-10-57660-12	PEER SUPPORT	-	-	-	-	0.0%
150-10-57680-12	TS ID BADGES	200.00	-	-	200.00	100.0%
150-10-58000-12	UNIFORMS (CIVILIAN)	15,400.00	1,864.78	14,337.92	1,062.08	6.9%
	Subtotal	38,615.00	4,032.60	28,476.09	10,138.91	26.3%
Facility Services						
150-10-59000-12	FACILITY RENT	6,300.00	525.00	5,275.00	1,025.00	16.3%
150-10-59020-12	ELECTRICITY	36,800.00	601.93	26,348.80	10,451.20	28.4%
150-10-59040-12	FACILITY PROJECTS	26,400.00	383.34	29,575.04	(3,175.04)	-12.0%
150-10-59060-12	NATURAL GAS	3,500.00	8.12	3,727.35	(227.35)	-6.5%
150-10-59100-08	PHONE	8,000.00	81.76	3,420.85	4,579.15	57.2%
150-10-59160-12	WATER SOFTENER SUPPLIES	2,100.00	-	1,543.33	556.67	26.5%
150-10-59180-12	SEWER / SEPTIC	2,320.00	124.21	1,314.97	1,005.03	43.3%
150-10-59200-12	WATER	8,530.00	571.55	5,788.40	2,741.60	32.1%
	Subtotal	93,950.00	2,295.91	76,993.74	16,956.26	18.0%



Superstition Fire & Medical District Income Statement - Detail

For Fiscal: 2020-2021 Period Ending: 04/30/21

	Amended Total Budget	Current Month Actual	YTD Actual Activity	Forecasted Remaining Budget	% Budget Remaining	
Operating Services						
150-10-60180-08	COPIER MAINTENANCE & SUPPLIES	2,317.00	191.46	1,825.12	491.88	● 21.2%
150-10-60230-12	DOCUMENT DISPOSAL SERVICES	150.00	-	218.77	(68.77)	● -45.8%
150-10-60240-12	EXTERMINATING	1,300.00	-	720.17	579.83	● 44.6%
150-10-60310-08	INTERNET	24,700.00	49.99	18,289.84	6,410.16	● 26.0%
150-10-60580-12	LANDSCAPING	750.00	338.35	676.70	73.30	● 9.8%
150-10-60580-12	REFUSE COLLECTION	1,210.00	109.03	968.14	241.86	● 20.0%
150-10-60600-12	SECURITY & ALARM SYSTEMS	1,600.00	-	1,440.82	159.18	● 9.9%
150-10-60620-08	INDIVIDUAL SOFTWARE LICENSING	2,000.00	809.81	959.81	1,040.19	● 52.0%
150-10-60630-08	SYSTEM SERVER HOSTING	1,586.00	132.17	1,453.87	132.13	● 8.3%
150-10-60740-12	WATER & ICE (DRINKING)	4,700.00	76.75	3,100.10	1,599.90	● 34.0%
	Subtotal	40,313.00	1,707.56	29,653.34	10,659.66	● 26.4%
Professional Services						
150-10-61020-12	ADMIN MEDICAL DIR - CONTRACT	15,000.00	3,750.00	11,250.00	3,750.00	● 25.0%
150-10-61060-12	NEW HIRE HR ADVERTISING	-	-	-	-	● 0.0%
150-10-61100-12	BACKGROUND / CREDIT REPORTG	1,000.00	22.00	379.50	620.50	● 62.1%
150-10-61160-08	CIS MAINT CONTRACT	2,500.00	-	-	2,500.00	● 100.0%
150-10-61170-08	CIS WEB HOSTING / DOMAIN CERTIFICATES	1,185.00	86.33	1,196.54	(11.54)	● -1.0%
150-10-61250-12	FIRE CHIEF SEARCH CONTINGENCY	10,000.00	3,566.66	8,800.46	1,199.54	● 12.0%
150-10-61260-12	CPA AUDIT SERVICES	4,000.00	-	4,000.00	-	● 0.0%
150-10-61300-12	LABOR RELATIONS CONSULTING/CONFERENCES	-	-	-	-	● 0.0%
150-10-61700-12	VEHICLE / PROPERTY / LIABILITY INS	27,925.00	-	20,846.55	7,078.45	● 25.3%
150-10-61860-12	GOVERNING BOARD LEGAL SERVICES	6,750.00	-	5,656.14	1,093.86	● 16.2%
150-10-61880-12	HR / INVESTIGATION LEGAL SERVICES	-	-	-	-	● 0.0%
150-10-61920-12	MEDICAL EXAM SERVICES	350.00	-	2,170.00	(1,820.00)	● -520.0%
150-10-62020-12	PRINTING / PUBLISHING SERVICES	800.00	-	803.08	(3.08)	● -0.4%
150-10-62060-12	PROFESSIONAL ORGS / MEMBERSHIP	2,000.00	-	1,265.06	734.94	● 36.7%
150-10-62105-08	GLOBAL SOFTWARE LICENSING	28,500.00	4,666.33	29,858.22	(1,358.22)	● -4.8%
150-10-62220-08	HR SOFTWARE USER FEES	-	-	-	-	● 0.0%
	Subtotal	100,010.00	12,091.32	86,225.55	13,784.45	● 13.8%
Financial Services						
150-10-63000-10	ADMIN FEES, BONDS & LEASES	150.00	6.68	132.01	17.99	● 12.0%
150-10-63140-10	INTEREST & FINANCE CHARGES	10,000.00	-	4,455.90	5,544.10	● 55.4%
150-10-63150-10	FINANCIAL RESERVE	108,147.15	-	-	108,147.15	● 100.0%
150-10-63200-10	BILLING & COLLECTIONS FEES	167,770.00	19,193.91	130,403.32	37,366.68	● 22.3%
	Subtotal	286,067.15	19,200.59	134,991.23	151,075.92	● 52.8%
Training Services						
150-10-64020-12	ADMIN TRAINING / CONFERENCES	-	-	-	-	● 0.0%
150-10-64040-12	BOARD OF DIRECTORS TRAINING	-	-	-	-	● 0.0%
150-10-64060-12	COLLEGE TUITION REIMBURSEMENT	4,647.00	-	270.00	4,377.00	● 94.2%
	Subtotal	4,647.00	-	270.00	4,377.00	● 94.2%
	Administrative Services Operating Expense Total:	571,302.15	39,681.74	360,251.34	211,050.81	● 36.9%
	TOTAL ADMINISTRATIVE SERVICES	1,314,997.15	118,230.58	1,032,236.65	282,760.50	● 21.5%
DIVISION 20: TECHNICAL SERVICES						
Wages						
150-20-50020-10	FLEET & FACILITIES STAFF	20,000.00	3,104.18	27,733.79	(7,733.79)	● -38.7%
	Technical Services Wages Total:	20,000.00	3,104.18	27,733.79	(7,733.79)	● -38.7%
Equipment & Machinery						
150-20-54050-20	DIAGNOSTIC SOFTWARE	650.00	180.30	739.80	(89.80)	● -13.8%
Operating Supplies						
150-20-55400-20	MECH EQUIPMENT, PARTS & SUPPLIES	600.00	-	-	600.00	● 100.0%
150-20-55580-20	TIRES	12,000.00	-	1,923.02	10,076.98	● 84.0%
150-20-55620-20	VEHICLE PARTS	14,200.00	1,056.55	23,499.92	(9,299.92)	● -65.5%
	Subtotal	26,800.00	1,056.55	25,422.94	1,377.06	● 5.1%
Parts & Supplies						
150-20-56800-20	FLUIDS (ANTIFREEZE, BRAKE, TRANSMISSION)	705.00	-	662.30	42.70	● 6.1%
150-20-56880-20	FUEL - DIESEL	25,900.00	2,726.01	19,583.14	6,316.86	● 24.4%
150-20-56900-20	FUEL - UNLEADED	1,400.00	-	678.00	722.00	● 51.6%
150-20-57060-20	MISCELLANEOUS SHOP SUPPLIES	500.00	-	139.48	360.52	● 72.1%
150-20-57140-20	ENGINE OIL	1,650.00	-	-	1,650.00	● 100.0%
150-20-58120-20	UNIFORMS & TOWELS (TECH SRVS)	460.00	28.85	280.51	179.49	● 39.0%
	Subtotal	30,615.00	2,754.86	21,343.43	9,271.57	● 30.3%
Professional Services						
150-20-61460-20	HAZARDOUS WASTE DISPOSAL	200.00	-	113.01	86.99	● 43.5%
150-20-62140-20	REPAIR & MAINTENANCE - FLEET	3,000.00	-	1,958.05	1,041.95	● 34.7%
	Subtotal	3,200.00	-	2,071.06	1,128.94	● 35.3%
Training Services						
150-20-64470-20	FLEET SERVICES TRAINING	500.00	-	-	500.00	● 100.0%
	Technical Services Operating Expense Total:	61,765.00	3,991.71	49,577.23	12,187.77	● 19.7%



Superstition Fire & Medical District Income Statement - Detail

For Fiscal: 2020-2021 Period Ending: 04/30/21

	Amended Total Budget	Current Month Actual	YTD Actual Activity	Forecasted Remaining Budget	% Budget Remaining
TOTAL TECHNICAL SERVICES	81,765.00	7,095.89	77,311.02	4,453.98	5.4%



Superstition Fire & Medical District Income Statement - Detail

For Fiscal: 2020-2021 Period Ending: 04/30/21

		Amended Total Budget	Current Month Actual	YTD Actual Activity	Forecasted Remaining Budget	% Budget Remaining
DIVISION 30: COMMUNICATIONS SERVICES						
Operating Services						
150-30-59080-15	PHONE / E-911 COMMUNICATION CIRCUITS	2,375.00	228.45	2,156.16	218.84	🟡 9.2%
150-30-60020-15	TOPAZ / G2 MAINTENANCE	6,000.00	447.00	3,803.37	2,196.63	🟢 36.6%
150-30-60340-08	MCT MAINTENANCE	6,750.00	1,680.75	6,930.01	(180.01)	🔴 -2.7%
150-30-60350-08	MOBILE DATA OPERATIONS	7,680.00	867.06	8,665.45	(985.45)	🔴 -12.8%
150-30-60560-15	RADIO INFO SYSTEMS MAINTENANCE	1,000.00	-	714.70	285.30	🟢 28.5%
	Subtotal	23,805.00	3,223.26	22,269.69	1,535.31	🔴 6.4%
Professional Services						
150-30-61440-15	DISPATCH SERVICES - MFMD	159,452.00	14,281.92	129,052.02	30,399.98	🟢 19.1%
	TOTAL COMMUNICATIONS SERVICES	183,257.00	17,505.18	151,321.71	31,935.29	🟢 17.4%
DIVISION 40: TRANSPORT SERVICES						
Wages						
150-40-50040-10	ASSISTANT CHIEFS	16,303.00	1,881.12	13,794.88	2,508.12	🟡 15.4%
150-40-50140-10	CON OPERATIONS MANAGEMENT	142,437.00	-	76,286.25	66,150.75	🟢 46.4%
150-40-51010-10	BATTALION CHIEFS	21,554.00	2,487.00	18,238.00	3,316.00	🟡 15.4%
150-40-51030-10	CAPTAINS	59,964.00	6,918.92	50,738.80	9,225.20	🟡 15.4%
150-40-51600-10	PARAMEDIC (FULL TIME)	665,148.00	80,467.76	527,099.95	138,048.05	🟡 20.8%
150-40-51650-10	EMT (FULL TIME)	532,229.00	63,375.93	420,218.95	112,010.05	🟢 21.0%
150-40-51700-10	PARAMEDIC (PART TIME)	-	-	192.00	(192.00)	🔴 0.0%
150-40-51750-10	EMT (PART TIME)	-	-	2,268.00	(2,268.00)	🔴 0.0%
150-40-51800-10	SWORN COVERAGE - WAGES	-	3,739.50	111,578.74	(111,578.74)	🔴 0.0%
	Subtotal	1,437,635.00	158,870.23	1,220,415.57	217,219.43	🟡 15.1%
OT / Other Wages						
150-40-52015-10	INJURY WAGES	-	-	-	-	🟢 0.0%
150-40-52560-10	HOLIDAY PAY	39,417.00	-	30,232.45	9,184.55	🟢 23.3%
150-40-52740-12	REGULAR OVERTIME	100,000.00	10,914.21	59,899.28	40,100.72	🟢 40.1%
150-40-52750-12	SPECIAL OVERTIME	300.00	-	-	300.00	🟢 100.0%
150-40-52800-12	CONTRACTED SPECIAL EVENTS OVERTIME	1,300.00	-	-	1,300.00	🟢 100.0%
150-40-52850-47	SCBA OVERTIME	-	-	-	-	🟢 0.0%
150-40-53140-41	EMS TRAINING OT	-	-	-	-	🟢 0.0%
	Subtotal	141,017.00	10,914.21	90,131.73	50,885.27	🟢 36.0%
	Transport Services Wages Total:	1,578,652.00	169,784.44	1,310,547.30	268,104.70	🟢 17.0%
Equipment & Machinery						
150-40-54000-10	VEHICLE / EQUIPMENT LEASE PAYMENTS	175,148.00	-	175,147.68	0.32	🟢 0.0%
150-40-54080-41	EMS EQUIP & MACHINERY (ASSET)	2,000.00	357.47	690.19	1,309.81	🟢 65.5%
150-40-54300-42	PHYSICAL FITNESS EQUIPMENT (ASSET)	667.00	-	-	667.00	🟢 100.0%
	Subtotal	177,815.00	357.47	175,837.87	1,977.13	🔴 1.1%
Operating Supplies						
150-40-55100-41	EMS PARTS & SUPPLIES	5,000.00	340.52	3,575.62	1,424.38	🟢 28.5%
150-40-55440-42	PHYSICAL FITNESS TRAINING, TOOLS & SUPPLIES	500.00	-	-	500.00	🟢 100.0%
150-40-55480-42	SAFETY EQUIPMENT, PARTS & SUPPLIES	300.00	-	-	300.00	🟢 100.0%
150-40-56450-41	EMS MEDICAL SUPPLIES	198,000.00	17,161.79	168,020.47	29,979.53	🟡 15.1%
150-40-56460-41	EMS MEDICATION RESTOCK SUPPLIES	15,000.00	881.90	32,660.09	(17,660.09)	🔴 -117.7%
150-40-56500-41	COVID SUPPLIES	-	-	45,941.53	(45,941.53)	🔴 0.0%
150-40-57000-41	IMMUNIZATION CLINIC SUPPLIES	6,000.00	-	5,408.53	591.47	🔴 9.9%
150-40-57245-42	PPE REPLACEMENT	1,500.00	-	2,670.84	(1,170.84)	🔴 -78.1%
	Subtotal	226,300.00	18,384.21	258,277.08	(31,977.08)	🔴 -14.1%
Operating Services						
150-40-60040-41	BIO-HAZARD WASTE	2,000.00	-	1,245.49	754.51	🟢 37.7%
150-40-60700-12	TOWEL & LINEN SERVICES	2,730.00	251.76	2,395.06	334.94	🟡 12.3%
	Subtotal	4,730.00	251.76	3,640.55	1,089.45	🟡 23.0%
Professional Services						
150-40-61120-12	BAY DOOR MAINTENANCE	3,825.00	-	131.83	3,693.17	🟢 96.6%
150-40-61530-41	EMS CARDIAC MONITOR MAINT & SUPP	7,950.00	-	8,498.11	(548.11)	🔴 -6.9%
150-40-61650-12	INFECTION CONTROL MEDICAL EXAM SERVICE	1,000.00	-	-	1,000.00	🟢 100.0%
150-40-61800-41	IMAGE TREND ENHANCEMENTS	2,833.00	145.84	2,020.87	812.13	🟢 28.7%
	Subtotal	15,608.00	145.84	10,650.81	4,957.19	🟢 31.8%
Training Services						
150-40-64020-41	EMS CONFERENCES / OUTSIDE TRAINING	500.00	20.00	130.15	369.85	🟢 74.0%
150-40-64400-42	HEALTH, SAFETY, & WELLNESS TRNG & SUPPLIES	667.00	-	-	667.00	🟢 100.0%
	Subtotal	1,167.00	20.00	130.15	1,036.85	🟢 88.8%
	Transport Services Operating Expense Total:	425,620.00	19,159.28	448,536.46	(22,916.46)	🔴 -5.4%
	TOTAL TRANSPORT OPERATIONS	2,004,272.00	188,943.72	1,759,083.76	245,188.24	🟡 12.2%



Superstition Fire & Medical District Income Statement - Detail

For Fiscal: 2020-2021 Period Ending: 04/30/21

		Amended Total Budget	Current Month Actual	YTD Actual Activity	Forecasted Remaining Budget	% Budget Remaining
DIVISION 50: COMMUNITY SERVICES / FIRE PREVENTION						
	Parts & Supplies					
150-50-56920-50	SAFETY & EDUCATION PROMOTIONAL MATERIALS	-	-	-	-	0.0% ●
	Professional Services					
150-50-61370-50	COMMUNITY RELATIONS PRINTED MATERIALS	1,000.00	-	-	1,000.00	100.0% ●
TOTAL COMMUNITY SERVICES / FIRE PREVENTION		1,000.00	-	-	1,000.00	100.0% ●
GRAND TOTAL TRANSPORT SERVICES FUND		\$ 3,585,291.15	\$ 331,775.37	\$ 3,019,953.14	\$ 565,338.01	15.8% ●
Net Financial Sources (Uses):		\$ (199,437.15)	\$ (25,228.59)	\$ (95,451.70)	\$ (103,985.45)	
Beginning Unrestricted Fund Balance July 1, 2020		\$199,437.15				



Superstition Fire & Medical District Income Statement - Detail

For Fiscal: 2020-2021 Period Ending: 04/30/21

		Original Total Budget	Current Month Actual	YTD Actual Activity	Forecasted Remaining Budget	% Budget Remaining
Fund: 200 - CAPITAL PROJECTS						
Revenue						
Direct Taxes						
200-10-41000-10	REAL & SECURED PROPERTY TAXES	997,915.00	233,605.45	966,828.59	31,086.41	3.1%
200-10-41050-10	UNSECURED PERS PROPERTY TAXES	78,097.00	5,247.86	73,094.25	5,002.75	6.4%
200-10-41080-10	MARICOPA COUNTY PROPERTY TAXES	1,115.00	-	712.37	402.63	36.1%
200-10-41200-10	SRP CONTRIBUTIONS	28,565.00	-	14,207.85	14,357.15	50.3%
	Subtotal	\$ 1,105,692.00	\$ 238,853.31	\$ 1,054,843.06	\$ 50,848.94	4.6%
200-10-45700-10	INVESTMENT EARNINGS	10,000.00	143.32	3,266.67	6,733.33	67.3%
200-10-45900-10	OTHER INCOME	-	-	-	-	0.0%
200-80-48020-10	TRANSFER IN (150 FUND)	25,000.00	-	-	25,000.00	100.0%
200-80-48100-10	TRANSFER OUT (150 FUND)	-	-	-	-	0.0%
200-80-48100-10	TRANSFER OUT (400 FUND)	-	-	-	-	0.0%
200-90-49500-15	DISTRICT EQUIPMENT SALES	-	-	500.00	(500.00)	0.0%
	Revenue Total:	\$ 1,140,692.00	\$ 238,996.63	\$ 1,058,609.73	\$ 82,082.27	7.2%
Expense						
200-10-63000-10	ADMINISTRATIVE FEES	-	-	6.44	(6.44)	0.0%
200-10-63150-10	FINANCIAL RESERVE	732,049.74	-	2.59	732,047.15	100.0%
200-70-71002-25	BUILDINGS & SYSTEMS	36,538.00	-	5,435.00	31,103.00	85.1%
200-70-72240-20	VEHICLES / GENERAL PURPOSE	390,169.00	43,462.79	327,057.91	63,111.09	16.2%
200-70-72340-20	APPARATUS EQUIPMENT	147,667.00	10,221.45	69,093.15	78,573.85	53.2%
200-70-72510-15	COMM MICROWAVE UPGRADE	9,522.00	1,503.00	6,432.00	3,090.00	32.5%
200-70-52515-15	COMM SYSTEM SOFTWARE	21,000.00	-	21,011.00	(11.00)	-0.1%
200-70-72660-15	RADIO COMM EQUIP - PORTABLE	103,462.00	-	102,725.52	736.48	0.7%
200-70-72670-40	RADIO COMM EQUIP - WIRELESS	-	-	-	-	0.0%
200-70-72740-40	FIRE PROT EQUIP - SPECIALIZED	162,565.00	18,241.88	81,276.62	81,288.38	50.0%
200-70-72765-47	SCBA EQUIPMENT	-	-	-	-	0.0%
200-70-72770-47	SCBA PACKS & BOTTLES	7,250.00	-	-	7,250.00	100.0%
200-70-72800-40	THERMAL IMAGING CAMERAS	-	-	-	-	0.0%
200-70-73420-41	EMS CAPITAL EQUIPMENT	49,500.00	-	-	49,500.00	100.0%
200-70-73515-15	COMPUTER EQUIPMENT	30,000.00	-	-	30,000.00	100.0%
200-70-73520-15	COMPUTER SOFTWARE	33,484.00	-	5,480.00	28,004.00	83.6%
200-70-73540-15	FACILITY EQUIPMENT	-	-	-	-	0.0%
200-70-73700-41	TECHNICAL RESCUE EQUIPMENT	4,000.00	-	2,842.97	1,157.03	28.9%
200-70-73840-42	FITNESS EQUIPMENT	10,000.00	-	-	10,000.00	100.0%
	Expense Total:	\$ 1,737,206.74	\$ 73,429.12	\$ 621,363.20	\$ 1,115,843.54	64.2%
	Net Financial Sources (Uses):	\$ (596,514.74)	\$ 165,567.51	\$ 437,246.53	\$ (982,912.33)	
	Beginning Restricted Fund Balance July 1, 2020	\$596,514.74				



Superstition Fire & Medical District Income Statement - Detail

For Fiscal: 2020-2021 Period Ending: 04/30/21

		Original Total Budget	Current Month Actual	YTD Actual Activity	Forecasted Remaining Budget	% Budget Remaining
Fund: 400 - SPECIAL REVENUE						
Revenue						
400-10-45700-10	INVESTMENT EARNINGS	600.00	8.50	271.15	328.85	54.8%
400-10-46700-10	GRANT - FIRE PREVENTION	-	-	-	-	0.0%
400-10-46750-10	GRANT - FEMA (SHARE)	-	-	-	-	0.0%
400-10-46750-10	GRANT - OTHER	-	-	8,193.56	(8,193.56)	0.0%
400-10-47020-41	AED DONATIONS	24,000.00	3,300.00	23,150.00	850.00	3.5%
400-10-47100-41	EMS CARDIAC DONATIONS	1,000.00	-	998.00	2.00	0.2%
400-10-47110-41	EMS EQUIPMENT DONATIONS	-	-	-	-	0.0%
400-10-47120-50	FIRE PREVENTION / PUBLIC EDUCATION	100.00	-	-	100.00	100.0%
400-10-47130-10	GENERAL DONATIONS	10,000.00	1,000.00	4,095.00	5,905.00	59.1%
400-80-48020-02	TRANSFER IN (200 Fund)	-	-	-	-	0.0%
400-80-48020-10	TRANSFER IN (100 Fund)	-	-	-	-	0.0%
400-80-48100-10	TRANSFER OUT (100 Fund)	-	-	-	-	0.0%
Revenue Total:		\$ 35,700.00	\$ 4,308.50	\$ 36,707.71	\$ (1,007.71)	-2.8%
Expense						
400-10-63000-10	ADMINISTRATIVE FEES	-	-	19.10	(19.10)	0.0%
400-10-63610-10	UNDESIGNATED INVESTMENT EARNINGS RES	356.98	-	-	356.98	100.0%
400-50-77250-50	AED DONATIONS - EXPENDITURES	25,000.00	1,498.12	17,044.54	7,955.46	31.8%
400-50-77260-50	EMS EQUIPMENT DONATIONS	-	-	-	-	0.0%
400-50-77270-50	FIRE PREVENTION / PUBLIC EDUCATION	-	-	1,183.13	(1,183.13)	0.0%
400-50-77280-50	GENERAL DONATIONS	25,000.00	-	4,047.06	20,952.94	83.8%
400-70-77510-41	EMS CARDIAC DONATIONS	38,000.00	-	-	38,000.00	100.0%
400-70-78700-10	GRANT - FIRE PREVENTION	-	-	-	-	0.0%
400-70-78800-10	GRANT - OTHER	-	399.97	8,190.76	(8,190.76)	0.0%
400-70-79440-10	FEMA GRANT (FEDERAL SHARE)	-	-	-	-	0.0%
Expense Total:		\$ 88,356.98	\$ 1,898.09	\$ 30,484.59	\$ 57,872.39	65.5%
Net Financial Sources (Uses):		\$ (52,656.98)	\$ 2,410.41	\$ 6,223.12	\$ (58,880.10)	
Beginning Restricted Fund Balance July 1, 2019		\$52,656.98				



Superstition Fire & Medical District Income Statement - Detail

For Fiscal: 2020-2021 Period Ending: 04/30/21

		Original Total Budget	Current Month Actual	YTD Actual Activity	Forecasted Remaining Budget	% Budget Remaining
Fund: 500 - DEBT RETIREMENT PRINCIPAL						
Revenue						
500-10-41000-10	REAL & SECURED PROPERTY TAXES	492,571.00	121,112.85	501,061.50	(8,490.50)	-1.7%
500-10-41050-10	UNSECURED PERS PROPERTY TAXES	38,549.00	2,749.71	38,270.28	278.72	0.7%
500-10-41200-10	SRP CONTRIBUTIONS	14,100.00	-	7,366.02	6,733.98	47.8%
500-10-45700-10	INVESTMENT EARNINGS	9,000.00	90.99	2,446.28	6,553.72	72.8%
	Revenue Total:	\$ 554,220.00	\$ 123,953.55	\$ 549,144.08	\$ 5,075.92	0.9%
Expense						
500-10-63150-10	FINANCIAL RESERVE	221,437.08	-	0.91	221,436.17	100.0%
500-60-70500-10	DEBT SERVICE EXPENDITURE - PRINCIPAL	571,000.00	-	-	571,000.00	100.0%
	Expense Total:	792,437.08	-	0.91	\$ 792,436.17	100.0%
	Net Financial Sources (Uses):	(238,217.08)	\$ 123,953.55	\$ 549,143.17	\$ (787,360.25)	
	Beginning Restricted Fund Balance July 1, 2019	\$238,217.08				

		Original Total Budget	Current Month Actual	YTD Actual Activity	Forecasted Remaining Budget	% Budget Remaining
Fund: 600 - DEBT RETIREMENT INTEREST						
Revenue						
600-10-41000-10	REAL & SECURED PROPERTY TAXES	106,577.00	19,049.92	79,538.21	27,038.79	25.4%
600-10-41050-10	UNSECURED PERS PROPERTY TAXES	8,341.00	461.51	6,553.61	1,787.39	21.4%
600-10-41200-10	SRP CONTRIBUTIONS	3,051.00	-	1,158.52	1,892.48	62.0%
600-10-45700-10	INVESTMENT EARNINGS	1,500.00	13.15	478.56	1,021.44	68.1%
	Revenue Total:	\$ 119,469.00	\$ 19,524.58	\$ 87,728.90	\$ 31,740.10	26.6%
Expense						
600-10-63150-10	FINANCIAL RESERVE	67,125.62	-	0.15	67,125.47	100.0%
600-60-70550-10	DEBT SERVICE EXPENDITURE - INTEREST	123,388.00	-	61,650.29	61,737.71	50.0%
	Expense Total:	\$ 190,513.62	\$ -	\$ 61,650.44	\$ 128,863.18	67.6%
	Net Financial Sources (Uses):	\$ (71,044.62)	\$ 19,524.58	\$ 26,078.46	\$ (97,123.08)	
	Beginning Restricted Fund Balance July 1, 2019	\$71,044.62				

Superstition Fire & Medical District Monthly Pinal County Treasurer's Bank Account Reconciliation

100 General Fund

Reconciliation References:

- A Previous month's bank ending balance / current month's bank beginning balance
- B Interest Income
- C Current month's Pinal County real property tax receipts
- D Current month's Pinal County personal property tax receipts
- E Current month's Maricopa County tax receipts
- F Current month's deposits
- G Current month's Accounts Payable disbursements
- H Current month's Payroll disbursements
- I Payroll wire service fees
- J Current month's bank ending balance
- K Accounts Payable checks outstanding at month-end
- L Payroll checks outstanding at month-end
- M Deposit at bank, not in book
- N PSPRS EFT Payment in Transit
- O Payroll clearing account balance at month-end
- P Electronic / ACH clearing bank account balance at month-end
- P Cash Balance per G/L Balance Sheet
- R Chase MasterCard credit card payment -- warrant #1102031027 (paid 4/21/2021)



**Superstition Fire & Medical District
General (Fund 100) Cash Reconciliation
Fiscal Year 2020 - 2021
4/30/2021**

	Deposits (Cash Receipts)	Cash Disbursements	Refunded Taxes	Book Balance
Book Balance as of: 4/1/2000				2,359,365.69 (A)
<u>Activity During the Month</u>				
Journal Entries:				
Interest Income (Expense):	471.03			471.03 (B)
Cash Receipts				
Real Estate Taxes	3,038,201.46		-1306.98	3,036,894.48 (C)
Personal Property Taxes	68,873.96			68,873.96 (D)
SRP Contributions				0.00
FDAT				0.00 (E)
Maricopa County Taxes	369.39			369.39 (F)
Deposits	96,041.07			96,041.07
Revenue Transfer				0.00
Cash Disbursements				
A) Accounts Payable Activity		(360,742.78)		(360,742.78) (G)
B) Payroll Activity		(1,374,035.46)		(1,374,035.46) (H)
C) Payroll Wire Fees		(75.00)		(75.00) (I)
D) Stop Payment Fee				-
D) Transfer In / Out				-
D) Transfer In / Out				-
D) Transfer In / Out				-
E) Refund Interest				0.00
	<u>\$3,203,956.91</u>	<u>(1,734,853.24)</u>		<u>3,827,162.38</u>
<u>Pinal County Bank Balance</u>				
Ending Bank Balance as of: 4/30/2021		Balance from YTD Column		3,835,848.16 (J)
Less: Line of Credit Advances				0.00
Less: Line of Credit Interest				0.00
Plus: Line of Credit Payments				0.00
Less: Outstanding Warrants		A/P	(133,744.19) (K)	
		Payroll	(3,025.35) (L)	(136,769.54)
Less Deposit at Bank/not in Book			(100.00)	(100.00) (M)
Less PSPRS EFT payment in transit			(93,641.58)	(93,641.58) (N)
				0.00
				0.00
				<u>3,605,337.04</u>
		Cash Balance in Payroll Clearing Account		93,741.58 (O)
		Cash Balance in Electronic / ACH Clearing Account		100.00
		Petty Cash		100.00
				<u>3,699,278.62</u>
Prepared by: <i>[Signature]</i> 5/3/21				Balance per B/S 3,699,278.62 (P)
Reviewed by: <i>[Signature]</i> 5/6/2021				Difference 0.00



Pinal County Treasurer

Monthly Statement

Date Range: 4/1/2021 to 4/30/2021

Account	Period	YTD		
6116421001	Superstition Fire & Medical District			
Begin Balance:	(A) 2,359,365.69	1,885,110.56		
Income:	3,202,649.93	16,010,433.62		
LOC Advance:	.00	299,983.32		
Expense:	(1,726,167.46)	(14,059,696.02)	LOC:	.00
LOC Payments:	.00	(299,983.32)	Warrants Outstanding:	(136,769.54)
Cash Balance:	(J) 3,835,848.16	3,835,848.16	End:	3,699,078.62

Monthly Statement Summary

Source Code	Description	MTDAmount	YTDAmount
6116421001	Superstition Fire & Medical District	Beginning Balance: 2,359,365.69	1,885,110.56
11100.2009	2009 Real Estate Taxes	.00	1.51
11100.2010	2010 Real Estate Taxes	.00	3.54
11100.2011	2011 Real Estate Taxes	.00	3.78
11100.2012	2012 Real Estate Taxes	.00	4.08
11100.2013	2013 Real Estate Taxes	.00	4.74
11100.2014	2014 Real Estate Taxes	.00	5.10
11100.2015	2015 Real Estate Taxes	.00	(1,099.73)
11100.2016	2016 Real Estate Taxes	.00	(3,489.68)
11100.2017	2017 Real Estate Taxes	.00	(5,117.71)
11100.2018	2018 Real Estate Taxes	.00	(1,020.35)
11100.2019	2019 Real Estate Taxes	.00	153,288.48
11100.2020	2020 Real Estate Taxes	3,036,894.48	12,421,627.96
12100.2007	2007 Personal Property Taxes	.00	55.22
12100.2008	2008 Personal Property Taxes	.00	45.22
12100.2009	2009 Personal Property Taxes	.00	74.91
12100.2010	2010 Personal Property Taxes	.00	181.55
12100.2011	2011 Personal Property Taxes	61.53	553.08
12100.2012	2012 Personal Property Taxes	70.44	773.82
12100.2013	2013 Personal Property Taxes	120.45	1,052.43
12100.2014	2014 Personal Property Taxes	98.77	1,786.57
12100.2015	2015 Personal Property Taxes	151.09	3,078.39
12100.2016	2016 Personal Property Taxes	151.11	4,945.98
12100.2017	2017 Personal Property Taxes	365.67	4,028.31
12100.2018	2018 Personal Property Taxes	311.82	(14,145.43)
12100.2019	2019 Personal Property Taxes	786.52	21,629.23
12100.2020	2020 Personal Property Taxes	66,756.56	938,638.64
14100.0	Salt River Contribution	.00	184,702.61
15130.0	Contributions Fire Assistance	.00	400,000.00
15150.0	Maricopa County Tax Collection	369.39	12,125.45
21100.43	Wells Fargo Trust Investment Interest	.33	3.28
21100.46	Wells Fargo Investment Investment Interest	68.80	1,112.03
21100.47	WF Money Market Investment Interest	8.29	193.71
21100.48	WF Brokerage Account Investment Interest	168.88	574.53
21100.55	Multi-Bank Securities Investment Interest	41.73	791.46
21100.70	Vining Sparks Investment Interest	122.13	5,991.80
21100.80	Stifel Nicolaus & Company Investment Interest	60.87	1,895.73
73160.0	Deposits	96,041.07	1,584,618.14
73750.0	Revenue Transfer	.00	(8,468.08)

(C) \$3,036,894.48

(D) \$68,873.96

(E) 369.39
(B) 8.29
(F) \$471.03



Pinal County Treasurer

Monthly Statement

Date Range: 4/1/2021 to 4/30/2021

76100.0	Line of Credit Advance	.00	299,983.32
90400.0	Refund Interest	.00	(42.89)
90930.0	Warrants Redeemed	(360,742.78)	(2,839,205.27)
91010.0	Line of Credit Payments	.00	(299,983.32)
91020.0	Line of Credit Interest Payment	.00	(475.82)
91220.0	Disbursed by County Treasurer	(1,365,349.68)	(10,919,376.22)
91260.0	Return Item Charge	.00	(50.00)
91270.0	Return Item Surcharge	.00	(12.50)
91280.0	Outgoing Wire Fee	(60.00)	(440.00)
91290.0	Outgoing Wire Surcharge	(15.00)	(110.00)
Ending Balance:		3,835,848.16	3,835,848.16

Monthly Statement Detail

Date	Notes	Doc #	Amount	C/D
6116421001 Superstition Fire & Medical District			Beginning Balance: 2,359,365.69	
11100.2020 2020 Real Estate Taxes			Source Code Total: 3,036,894.48	
04/01	Tax Distribution	0	5,318.99	C
04/01	Tax Distribution	0	1,012.69	C
04/01	Tax Distribution	0	5,077.84	C
04/01	Tax Distribution	0	630.99	C
04/02	Tax Distribution	0	3,826.80	C
04/02	Tax Distribution	0	6,725.95	C
04/02	Tax Distribution	0	2,273.77	C
04/02	Tax Distribution	0	588.86	C
04/02	Tax Distribution	0	4,613.72	C
04/02	Tax Distribution	0	3,197.48	C
04/05	Tax Distribution	0	1,605.88	C
04/05	Tax Distribution	0	10,106.55	C
04/05	Tax Distribution	0	7,164.46	C
04/05	Tax Distribution	0	269.14	C
04/06	Tax Distribution	0	11,129.35	C
04/06	Tax Distribution	0	4,792.82	C
04/06	Tax Distribution	0	7,081.34	C
04/06	Tax Distribution	0	4,771.89	C
04/06	Tax Distribution	0	11,238.13	C
04/06	Tax Distribution	0	2,418.56	C
04/07	Tax Distribution	0	2,754.54	C
04/07	Tax Distribution	0	8,409.02	C
04/07	Tax Distribution	0	3,351.18	C
04/07	Tax Distribution	0	2,806.80	C
04/08	Tax Distribution	0	(308.81)	C
04/08	Tax Distribution	0	3,542.63	C
04/08	Tax Distribution	0	2,096.21	C
04/08	Tax Distribution	0	2,436.43	C
04/08	Tax Distribution	0	8,495.41	C
04/09	Tax Distribution	0	377.57	C
04/09	Tax Distribution	0	12,506.65	C
04/09	Tax Distribution	0	19,889.34	C
04/09	Tax Distribution	0	9,700.72	C
04/12	Tax Distribution	0	14,672.46	C
04/12	Tax Distribution	0	145.37	C
04/12	Tax Distribution	0	7,194.80	C
04/12	Tax Distribution	0	7,523.09	C
04/12	Tax Distribution	0	6,530.74	C
04/12	Tax Distribution	0	2,525.51	C

Ⓢ \$ 7500

30871
45079
84542
120672

3038201



Pinal County Treasurer

Monthly Statement

Date Range: 4/1/2021 to 4/30/2021

04/13 Tax Distribution	0	23,864.01	C
04/13 Tax Distribution	0	10,984.76	C
04/13 Tax Distribution	0	14,646.85	C
04/13 Tax Distribution	0	151.75	C
04/13 Tax Distribution	0	4,471.90	C
04/13 Tax Distribution	0	4,446.39	C
04/13 Tax Distribution	0	5,507.37	C
04/14 Tax Distribution	0	2,919.81	C
04/14 Tax Distribution	0	5,222.18	C
04/14 Tax Distribution	0	2,976.30	C
04/14 Tax Distribution	0	6,552.68	C
04/14 Tax Distribution	0	3,554.91	C
04/15 Tax Distribution	0	(452.69)	C
04/15 Tax Distribution	0	4,480.13	C
04/15 Tax Distribution	0	4,372.30	C
04/15 Tax Distribution	0	1,262.03	C
04/15 Tax Distribution	0	743.77	C
04/15 Tax Distribution	0	1,202.63	C
04/15 Tax Distribution	0	784.22	C
04/16 Tax Distribution	0	36,854.45	C
04/16 Tax Distribution	0	14,271.81	C
04/16 Tax Distribution	0	9,445.39	C
04/16 Tax Distribution	0	4,068.83	C
04/16 Tax Distribution	0	1,370.25	C
04/16 Tax Distribution	0	1,836.63	C
04/19 Tax Distribution	0	2,488.15	C
04/19 Tax Distribution	0	6,750.65	C
04/19 Tax Distribution	0	24,364.38	C
04/19 Tax Distribution	0	8,855.89	C
04/19 Tax Distribution	0	3,123.91	C
04/20 Tax Distribution	0	30,355.67	C
04/20 Tax Distribution	0	6,726.37	C
04/20 Tax Distribution	0	17,362.83	C
04/20 Tax Distribution	0	11,101.39	C
04/20 Tax Distribution	0	4,168.29	C
04/21 Tax Distribution	0	1,902.77	C
04/21 Tax Distribution	0	253,461.03	C
04/21 Tax Distribution	0	10,283.08	C
04/21 Tax Distribution	0	8,371.83	C
04/21 Tax Distribution	0	7,559.45	C
04/21 Tax Distribution	0	953.54	C
04/22 Tax Distribution	0	(545.48)	C
04/22 Tax Distribution	0	4,865.86	C
04/22 Tax Distribution	0	8,604.49	C
04/22 Tax Distribution	0	5,367.54	C
04/22 Tax Distribution	0	24,766.53	C
04/22 Tax Distribution	0	4,227.84	C
04/23 Tax Distribution	0	1,586,616.54	C
04/23 Tax Distribution	0	32,506.28	C
04/23 Tax Distribution	0	15,330.94	C
04/23 Tax Distribution	0	135.36	C
04/26 Tax Distribution	0	3,737.89	C
04/26 Tax Distribution	0	18,895.48	C
04/26 Tax Distribution	0	212.65	C
04/26 Tax Distribution	0	5,717.01	C
04/26 Tax Distribution	0	12,918.95	C
04/26 Tax Distribution	0	8,171.39	C



Pinal County Treasurer

Monthly Statement

Date Range: 4/1/2021 to 4/30/2021

04/27 Tax Distribution	0	33,706.07	C
04/27 Tax Distribution	0	22,317.90	C
04/27 Tax Distribution	0	17,722.72	C
04/27 Tax Distribution	0	12,628.45	C
04/27 Tax Distribution	0	12,397.98	C
04/27 Tax Distribution	0	904.66	C
04/27 Tax Distribution	0	3,524.66	C
04/28 Tax Distribution	0	171,808.34	C
04/28 Tax Distribution	0	23,311.36	C
04/28 Tax Distribution	0	5,164.60	C
04/28 Tax Distribution	0	14,251.42	C
04/28 Tax Distribution	0	6,008.09	C
04/28 Tax Distribution	0	1,376.97	C
04/29 Tax Distribution	0	17,282.50	C
04/29 Tax Distribution	0	17,809.63	C
04/29 Tax Distribution	0	2,543.28	C
04/29 Tax Distribution	0	1,963.40	C
04/29 Tax Distribution	0	17,775.72	C
04/29 Tax Distribution	0	11,334.92	C
04/29 Tax Distribution	0	6,433.19	C
04/30 Tax Distribution	0	4,079.69	C
04/30 Tax Distribution	0	23,151.95	C
04/30 Tax Distribution	0	14,354.29	C
04/30 Tax Distribution	0	23,676.81	C
04/30 Tax Distribution	0	40,860.76	C
04/30 Tax Distribution	0	4,162.93	C
04/30 Tax Distribution	0	22,950.16	C
12100.2011 2011 Personal Property Taxes		Source Code Total: 61.53	
04/28 Tax Distribution	0	61.53	C
12100.2012 2012 Personal Property Taxes		Source Code Total: 70.44	
04/16 Tax Distribution	0	16.00	C
04/28 Tax Distribution	0	54.44	C
12100.2013 2013 Personal Property Taxes		Source Code Total: 120.45	
04/16 Tax Distribution	0	18.19	C
04/28 Tax Distribution	0	63.08	C
04/29 Tax Distribution	0	39.18	C
12100.2014 2014 Personal Property Taxes		Source Code Total: 98.77	
04/16 Tax Distribution	0	18.88	C
04/26 Tax Distribution	0	11.79	C
04/28 Tax Distribution	0	68.10	C
12100.2015 2015 Personal Property Taxes		Source Code Total: 151.09	
04/09 Tax Distribution	0	5.89	C
04/12 Tax Distribution	0	26.36	C
04/16 Tax Distribution	0	18.88	C
04/26 Tax Distribution	0	11.79	C
04/28 Tax Distribution	0	88.17	C
12100.2016 2016 Personal Property Taxes		Source Code Total: 151.11	
04/09 Tax Distribution	0	3.84	C
04/16 Tax Distribution	0	19.24	C
04/26 Tax Distribution	0	12.01	C
04/28 Tax Distribution	0	101.86	C
04/30 Tax Distribution	0	14.16	C
12100.2017 2017 Personal Property Taxes		Source Code Total: 365.67	
04/05 Tax Distribution	0	49.96	C
04/06 Tax Distribution	0	24.00	C
04/07 Tax Distribution	0	128.05	C
04/07 Tax Distribution	0	1.47	C




Pinal County Treasurer

Monthly Statement

Date Range: 4/1/2021 to 4/30/2021

04/09 Tax Distribution	0	33.27	C
04/14 Tax Distribution	0	7.45	C
04/16 Tax Distribution	0	19.24	C
04/26 Tax Distribution	0	12.01	C
04/28 Tax Distribution	0	76.05	C
04/30 Tax Distribution	0	14.17	C
12100.2018 2018 Personal Property Taxes		Source Code Total: 311.82	
04/01 Tax Distribution	0	13.51	C
04/05 Tax Distribution	0	29.52	C
04/06 Tax Distribution	0	24.02	C
04/07 Tax Distribution	0	20.46	C
04/08 Tax Distribution	0	12.82	C
04/09 Tax Distribution	0	32.66	C
04/16 Tax Distribution	0	19.25	C
04/21 Tax Distribution	0	19.77	C
04/26 Tax Distribution	0	12.02	C
04/27 Tax Distribution	0	22.51	C
04/28 Tax Distribution	0	69.40	C
04/30 Tax Distribution	0	35.88	C
12100.2019 2019 Personal Property Taxes		Source Code Total: 786.52	
04/06 Tax Distribution	0	24.12	C
04/07 Tax Distribution	0	40.83	C
04/07 Tax Distribution	0	20.46	C
04/08 Tax Distribution	0	15.57	C
04/08 Tax Distribution	0	120.32	C
04/09 Tax Distribution	0	43.62	C
04/13 Tax Distribution	0	3.03	C
04/16 Tax Distribution	0	19.25	C
04/16 Tax Distribution	0	76.66	C
04/19 Tax Distribution	0	60.41	C
04/19 Tax Distribution	0	94.91	C
04/20 Tax Distribution	0	19.71	C
04/20 Tax Distribution	0	37.62	C
04/21 Tax Distribution	0	17.14	C
04/22 Tax Distribution	0	14.68	C
04/26 Tax Distribution	0	12.01	C
04/28 Tax Distribution	0	69.40	C
04/29 Tax Distribution	0	58.17	C
04/30 Tax Distribution	0	13.70	C
04/30 Tax Distribution	0	24.91	C
12100.2020 2020 Personal Property Taxes		Source Code Total: 66,756.56	
04/01 Tax Distribution	0	281.57	C
04/01 Tax Distribution	0	144.84	C
04/01 Tax Distribution	0	.60	C
04/01 Tax Distribution	0	548.19	C
04/02 Tax Distribution	0	401.12	C
04/02 Tax Distribution	0	538.33	C
04/02 Tax Distribution	0	216.46	C
04/02 Tax Distribution	0	1.68	C
04/02 Tax Distribution	0	81.30	C
04/02 Tax Distribution	0	368.64	C
04/05 Tax Distribution	0	162.79	C
04/05 Tax Distribution	0	314.61	C
04/05 Tax Distribution	0	712.67	C
04/06 Tax Distribution	0	442.05	C
04/06 Tax Distribution	0	414.59	C
04/06 Tax Distribution	0	254.58	C



Pinal County Treasurer

Monthly Statement

Date Range: 4/1/2021 to 4/30/2021

04/06 Tax Distribution	0	545.77	C
04/07 Tax Distribution	0	264.56	C
04/07 Tax Distribution	0	552.16	C
04/07 Tax Distribution	0	535.72	C
04/08 Tax Distribution	0	37.50	C
04/08 Tax Distribution	0	118.45	C
04/08 Tax Distribution	0	286.01	C
04/09 Tax Distribution	0	682.15	C
04/09 Tax Distribution	0	592.89	C
04/09 Tax Distribution	0	105.60	C
04/12 Tax Distribution	0	2,132.12	C
04/12 Tax Distribution	0	209.47	C
04/12 Tax Distribution	0	7,721.50	C
04/12 Tax Distribution	0	91.66	C
04/13 Tax Distribution	0	554.92	C
04/13 Tax Distribution	0	3,083.98	C
04/13 Tax Distribution	0	290.97	C
04/13 Tax Distribution	0	169.49	C
04/14 Tax Distribution	0	117.18	C
04/14 Tax Distribution	0	281.58	C
04/14 Tax Distribution	0	110.47	C
04/14 Tax Distribution	0	910.73	C
04/14 Tax Distribution	0	337.13	C
04/15 Tax Distribution	0	707.03	C
04/15 Tax Distribution	0	16.36	C
04/15 Tax Distribution	0	282.68	C
04/16 Tax Distribution	0	315.46	C
04/16 Tax Distribution	0	905.32	C
04/16 Tax Distribution	0	214.93	C
04/16 Tax Distribution	0	386.97	C
04/16 Tax Distribution	0	226.65	C
04/19 Tax Distribution	0	59.32	C
04/19 Tax Distribution	0	1,977.01	C
04/19 Tax Distribution	0	688.97	C
04/19 Tax Distribution	0	120.13	C
04/20 Tax Distribution	0	2,240.64	C
04/20 Tax Distribution	0	356.12	C
04/20 Tax Distribution	0	419.71	C
04/20 Tax Distribution	0	137.26	C
04/21 Tax Distribution	0	132.83	C
04/21 Tax Distribution	0	40.31	C
04/21 Tax Distribution	0	128.53	C
04/21 Tax Distribution	0	35.31	C
04/21 Tax Distribution	0	904.96	C
04/22 Tax Distribution	0	196.35	C
04/22 Tax Distribution	0	447.25	C
04/22 Tax Distribution	0	349.83	C
04/22 Tax Distribution	0	1.85	C
04/22 Tax Distribution	0	93.34	C
04/23 Tax Distribution	0	369.60	C
04/23 Tax Distribution	0	205.05	C
04/23 Tax Distribution	0	251.74	C
04/26 Tax Distribution	0	293.14	C
04/26 Tax Distribution	0	246.92	C
04/26 Tax Distribution	0	77.68	C
04/26 Tax Distribution	0	332.23	C
04/26 Tax Distribution	0	284.64	C



Pinal County Treasurer

Monthly Statement

Date Range: 4/1/2021 to 4/30/2021

04/26 Tax Distribution	0	168.77	C
04/27 Tax Distribution	0	1,109.11	C
04/27 Tax Distribution	0	7,033.41	C
04/27 Tax Distribution	0	9,388.69	C
04/27 Tax Distribution	0	173.49	C
04/27 Tax Distribution	0	1,008.98	C
04/27 Tax Distribution	0	85.29	C
04/28 Tax Distribution	0	400.82	C
04/28 Tax Distribution	0	222.10	C
04/28 Tax Distribution	0	447.12	C
04/28 Tax Distribution	0	360.59	C
04/29 Tax Distribution	0	588.48	C
04/29 Tax Distribution	0	1,230.48	C
04/29 Tax Distribution	0	216.58	C
04/29 Tax Distribution	0	1,037.45	C
04/29 Tax Distribution	0	50.81	C
04/29 Tax Distribution	0	162.01	C
04/30 Tax Distribution	0	1,037.55	C
04/30 Tax Distribution	0	3,176.17	C
04/30 Tax Distribution	0	581.02	C
04/30 Tax Distribution	0	201.93	C
04/30 Tax Distribution	0	13.56	C
15150.0 Maricopa County Tax Collection		Source Code Total: 369.39	
04/15 Superstition Fire Proceeds from Maricopa Co Wired	0	369.39	C
10.43 Wells Fargo Trust Investment Interest		Source Code Total: .33	
04/05 Investment Interest	0	.33	C
21100.46 Wells Fargo Investment Investment Interest		Source Code Total: 68.80	
04/22 Investment Interest	0	68.80	C
21100.47 WF Money Market Investment Interest		Source Code Total: 8.29	
04/01 Investment Interest	0	8.29	C
21100.48 WF Brokerage Account Investment Interest		Source Code Total: 168.88	
04/01 Investment Interest	0	5.78	C
04/08 Investment Interest	0	70.37	C
04/09 Investment Interest	0	4.46	C
04/15 Investment Interest	0	18.45	C
04/21 Investment Interest	0	53.25	C
04/23 Investment Interest	0	16.57	C
21100.55 Multi-Bank Securities Investment Interest		Source Code Total: 41.73	
04/21 Investment Interest	0	13.30	C
04/22 Investment Interest	0	15.79	C
04/30 Investment Interest	0	12.64	C
21100.70 Vining Sparks Investment Interest		Source Code Total: 122.13	
04/05 Investment Interest	0	8.64	C
04/08 Investment Interest	0	78.09	C
04/29 Investment Interest	0	35.40	C
21100.80 Stifel Nicolaus & Company Investment Interest		Source Code Total: 60.87	
04/09 Investment Interest	0	9.82	C
04/13 Investment Interest	0	41.19	C
04/14 Investment Interest	0	9.86	C
73160.0 Deposits		Source Code Total: 96,041.07	
04/08 WIRED MONEY TO GENERAL FUND	0	1,450.00	C
04/09 WIRED MONEY TO GENERAL FUND	0	81,990.00	C
04/22 WIRED MONEY TO GENERAL FUND	0	423.78	C
04/30 100.10.42600.15 Moore Law/inv 6376/ck 3990	0	20.00	C
04/30 100.10.42600.15 Lerner&Rowe/inv 6386/ck 10065	0	20.00	C
04/30 100.10.42600.15 Lerner&Rowe/inv 6386/ck 9910	0	20.00	C
04/30 100.10.42600.15 Levenbaum/inv 6387/ck 73568	0	20.00	C



Pinal County Treasurer

Monthly Statement

Date Range: 4/1/2021 to 4/30/2021

04/30 100.10.42600.15 Ely,Bettinni,Ulman/inv 6396/ck 633	0	20.00	C
04/30 100.10.42600.15 LexisNexis/inv 6399/ck 1337762361	0	20.00	C
04/30 100.10.42700.50 Arizonian/inv 6390/ck 1758	0	100.00	C
04/30 100.10.53965.10 D Montgomery/inv 6381/ck 7730	0	590.15	C
04/30 100.10.42078.10 SRP/inv 6369,6368/ck 1237757	0	5,000.00	C
04/30 100.10.42700.50 CombatWombat/inv 6391/ck 13406	0	100.00	C
04/30 100.10.42700.50 GC RV Resort/inv 6371/4330000554	0	100.00	C
04/30 100.10.42700.50 N Madrigal/inv 6373/ck 1358	0	100.00	C
04/30 #REF!	0	100.00	C
04/30 100.10.53965.10 N Madrigal/inv 6374/ck 1358	0	1,073.65	C
04/30 100.10.53965.10 P Perkins/inv 6383/ck 5494	0	664.45	C
04/30 100.10.53965.10 D Montgomery/inv 6336/ck 7729	0	590.15	C
04/30 100.10.53965.10 P Bourgeois/inv 6337/ck 4234	0	1,355.82	C
04/30 100.10.53965.10 J Kevin/inv 6380/ck 629008819	0	297.54	C
04/30 100.10.59040.12 AZForestry/inv 6377/ck 219932319	0	130.00	C
04/30 100.10.43100.40 StofAZ/inv sl-211 / 219927671	0	1,073.10	C
04/30 100.10.45900.10 SRC Oil/inv 6395/ck 14067	0	31.50	C
04/30 100.10.42200.41 Antenna Sites /inv 6392/ck 20599	0	750.93	C
90930.0 Warrants Redeemed		Source Code Total: (360,742.78)	
04/01 Paid Warrants	0	(3,279.36)	D
04/02 Paid Warrants	0	(6,389.78)	D
04/05 Paid Warrants	0	(193,179.67)	D
04/06 Paid Warrants	0	(6,792.43)	D
04/07 Paid Warrants	0	(32,601.81)	D
04/08 Paid Warrants	0	(10,063.83)	D
04/09 Paid Warrants	0	(24,646.93)	D
04/12 Paid Warrants	0	(1,260.62)	D
04/13 Paid Warrants	0	(1,928.00)	D
04/14 Paid Warrants	0	(10,562.28)	D
04/15 Paid Warrants	0	(23,831.02)	D
04/16 Paid Warrants	0	(1,118.66)	D
04/19 Paid Warrants	0	(495.19)	D
04/20 Paid Warrants	0	(2,594.88)	D
04/21 Paid Warrants	0	(1,475.00)	D
04/26 Paid Warrants	0	(86.00)	D
04/27 Paid Warrants	0	(13,056.50)	D
04/28 Paid Warrants	0	(5,022.44)	D
04/29 Paid Warrants	0	(13,160.57)	D
04/30 Paid Warrants	0	(9,197.81)	D
91220.0 Disbursed by County Treasurer		Source Code Total: (1,365,349.68)	
04/01 Fire Employees Payroll Direct Deposit	0	(242,395.10)	D
04/01 Fire District Fed & State P/R Taxes	0	(54,837.75)	D
04/01 Fire District 457, union dues , pac	0	(48,992.13)	D
04/01 Fire HSA	0	(9,383.89)	D
04/01 Fire PSPRS	0	(97,918.61)	D
04/01 Fire ASRS	0	(8,851.48)	D
04/15 FIRE Employees Payroll Direct Deposit	0	(457,257.90)	D
04/29 FIRE EMPLOYEES PAYROLL DIRECT DEPOSIT	0	(445,712.82)	D
91280.0 Outgoing Wire Fee		Source Code Total: (60.00)	
04/01 Wire Transfer Chg P/R	0	(20.00)	D
04/15 Wire Transfer Chg P/R	0	(20.00)	D
04/29 WIRE TRANSFER CHG P/R	0	(20.00)	D
91290.0 Outgoing Wire Surcharge		Source Code Total: (15.00)	
04/01 Wire Transfer Chg P/R	0	(5.00)	D
04/15 Wire Transfer Chg P/R	0	(5.00)	D
04/29 WIRE TRANSFER CHG P/R	0	(5.00)	D



Pinal County Treasurer

Monthly Statement

Date Range: 4/1/2021 to 4/30/2021

Warrant Detail

Payee Name	Warrant	Amount	Issue Dt	Status Dt	Voucher
6116421001 Superstition Fire & Medical District					Account Total: 497,512.32
Fund: 1102					Fund Total: 488,436.27
Status: OUTS					Status Total: 133,744.19 (B)
CITY OF MESA	1102030718	5,803.35	01/07/21	01/07/21	
ARIZONA FIRE SRVC MECH ASSOC	1102030750	240.00	01/27/21	01/28/21	
MIKE FARBER	1102030862	25.86	02/24/21	02/24/21	
NATHANIEL ERICKSON	1102030888	142.23	03/03/21	03/03/21	
ARI CENTER FOR FIRE SERV EXCEL	1102030913	25.00	03/10/21	03/10/21	
CSC ELECTRICAL CONTRACTOR, LLC	1102030976	2,768.50	03/31/21	03/31/21	
APACHE JUNCTION UNIFIED	1102031018	5,309.72	04/21/21	04/21/21	
WATER UTILITIES COMM FD DBA	1102031019	191.73	04/21/21	04/21/21	
AMERICAN SAFETY & HEALTH	1102031024	1,218.04	04/21/21	05/03/21	
BUD'S BULK ICE SERVICE, INC	1102031026	225.16	04/21/21	05/03/21	
CITY OF APACHE JUNCTION	1102031030	5,086.48	04/21/21	05/03/21	
CITY OF MESA	1102031031	244.00	04/21/21	05/03/21	
CITY OF PHOENIX FIRE DEPT	1102031032	4,500.00	04/21/21	04/21/21	
GALLOWAY ASSET MANAGEMENT, LLC	1102031036	712.50	04/21/21	04/21/21	
PROPHET NETWORK INTEGRATION,IN	1102031046	1,352.06	04/21/21	04/21/21	
SUPERSTITION SAFETY SERV, LLC	1102031049	533.33	04/21/21	04/21/21	
WATER UTILITIES COMM FD DBA	1102031055	44.40	04/28/21	04/28/21	
ARIZONA WATER COMPANY, INC.	1102031056	517.78	04/28/21	04/28/21	
AZ DPS	1102031057	66.00	04/28/21	04/28/21	
ARIZONA PPE RECON, INC.	1102031058	586.00	04/28/21	04/28/21	
AT&T CORP	1102031059	1,219.97	04/28/21	04/28/21	
CITY OF MESA	1102031060	15,307.76	04/28/21	04/28/21	
CTS	1102031061	127.14	04/28/21	04/28/21	
ROBERT HORNE FORD	1102031062	210.48	04/28/21	04/28/21	
MUNICIPAL EMERGENCY SERV. INC.	1102031063	420.49	04/28/21	04/28/21	
RWC INTERNATIONAL, LTD	1102031064	260.85	04/28/21	04/28/21	
STANDARD INSURANCE COMPANY	1102031065	5,398.04	04/28/21	04/28/21	
SOUTHWEST GROUND CONTROL, LLC	1102031066	986.65	04/28/21	04/28/21	
MATLICK ENTERPRISES INC DBA	1102031067	1,747.04	04/28/21	04/28/21	
UNITED HEALTHCARE INSURANCE CO	1102031068	76,946.60	04/28/21	04/28/21	
WAXIE'S ENTERPRISES, INC	1102031069	1,527.03	04/28/21	04/28/21	
Status: PAID					Status Total: 354,692.08
SECRETARY OF STATE	1102030670	86.00	12/16/20	04/26/21	
MCC - VICC	1102030919	3,600.00	03/10/21	04/05/21	
APACHE JUNCTION UNIFIED	1102030927	5,240.05	03/17/21	04/05/21	
PINAL COUNTY RECORDER'S OFFICE	1102030938	30.00	03/17/21	04/02/21	
AETNA BEHAVIORAL HEALTH, LLC	1102030946	814.08	03/24/21	04/01/21	
WATER UTILITIES COMM FD DBA	1102030947	38.10	03/24/21	04/02/21	
CITY OF MESA	1102030952	12,903.84	03/24/21	04/09/21	
DELTA DENTAL OF ARIZONA	1102030953	5,656.24	03/24/21	04/02/21	
GREEN & BAKER LTD	1102030958	2,106.00	03/24/21	04/14/21	
HUGHES FIRE EQUIPMENT, INC.	1102030959	2,465.28	03/24/21	04/01/21	
PITNEY BOWES	1102030960	93.68	03/24/21	04/05/21	
PROPHET NETWORK INTEGRATION,IN	1102030961	665.44	03/24/21	04/02/21	
UNITED HEALTHCARE INSURANCE CO	1102030963	59,205.94	03/24/21	04/05/21	
VINCERE PHYSICIAN'S GROUP	1102030964	125,040.00	03/24/21	04/05/21	
AA COOLING AND HEATING LLC	1102030966	933.33	03/31/21	04/12/21	
ARIZONA WATER COMPANY, INC.	1102030967	1,240.89	03/31/21	04/09/21	
ARIZONA PPE RECON, INC.	1102030968	3,551.50	03/31/21	04/06/21	
ARIZONA WATERCONDITIONING DBA	1102030970	421.89	03/31/21	04/20/21	
AT&T CORP	1102030971	3,603.59	03/31/21	04/08/21	
BPCWS, PLLC	1102030972	18,042.13	03/31/21	04/07/21	
COOKSON DOOR SALES OF AZ, INC	1102030973	751.50	03/31/21	04/09/21	
EMPIRE SOUTHWEST, LLC	1102030974	197.29	03/31/21	04/12/21	
FIRST CALL AUTO & INDUSTRIAL	1102030975	33.63	03/31/21	04/15/21	




Pinal County Treasurer

Monthly Statement

Date Range: 4/1/2021 to 4/30/2021

FREIGHTLINER OF ARIZONA, LLC	1102030977	3,240.93	03/31/21	04/06/21
HUGHES FIRE EQUIPMENT, INC.	1102030978	927.42	03/31/21	04/08/21
JEROME R HANSEN	1102030979	1,140.00	03/31/21	04/13/21
L.N. CURTIS & SONS	1102030980	910.36	03/31/21	04/08/21
MAGIC PEST CONTROL	1102030981	331.37	03/31/21	04/07/21
MCNEIL & COMPANY, INC	1102030982	1,412.88	03/31/21	04/08/21
MEDIACOM	1102030983	4,232.68	03/31/21	04/09/21
MEDIACOM	1102030984	388.66	03/31/21	04/09/21
MOTOROLA SOLUTIONS, INC	1102030985	47.47	03/31/21	04/08/21
PROPHET NETWORK INTEGRATION,IN	1102030986	2,566.35	03/31/21	04/09/21
RIGHT AWAY DISPOSAL, LLC	1102030987	262.97	03/31/21	04/20/21
SALT RIVER PROJECT	1102030988	2,981.25	03/31/21	04/08/21
SOUTHWEST GAS CORPORATION	1102030989	180.86	03/31/21	04/08/21
STANDARD INSURANCE COMPANY	1102030990	5,398.04	03/31/21	04/07/21
MATLICK ENTERPRISES INC DBA	1102030991	5,607.62	03/31/21	04/07/21
WAXIE'S ENTERPRISES, INC	1102030992	1,672.30	03/31/21	04/07/21
WEST DIRECT OIL, LLC	1102030993	1,088.01	03/31/21	04/09/21
ADR HARDWARE, LLC	1102030994	171.91	04/07/21	04/14/21
DAVID DELP DBA	1102030995	31.70	04/07/21	04/20/21
APACHE STONE, LLC	1102030996	137.00	04/07/21	04/15/21
ARIZONA WATER COMPANY, INC.	1102030997	185.51	04/07/21	04/15/21
CITY OF MESA	1102030998	5,653.35	04/07/21	04/15/21
COOKSON DOOR SALES OF AZ, INC	1102030999	1,075.50	04/07/21	04/14/21
FLEETPRIDE, INC	1102031000	280.45	04/07/21	04/14/21
ST HELEN AUTO & HARDWARE, INC.	1102031001	495.19	04/07/21	04/19/21
GINCO PLUMBING LLC	1102031002	130.00	04/07/21	04/12/21
H YWELL ANALYTICS	1102031003	788.00	04/07/21	04/13/21
M JROLA SOLUTIONS, INC	1102031004	369.37	04/07/21	04/14/21
MUNICIPAL EMERGENCY SERV. INC.	1102031005	21.21	04/07/21	04/15/21
CENTURYLINK	1102031006	676.71	04/07/21	04/14/21
RIGHT AWAY DISPOSAL, LLC	1102031007	327.97	04/07/21	04/20/21
WEX BANK, INC.	1102031008	1,118.66	04/07/21	04/16/21
GARY A. SMITH, MD, PLLC	1102031009	7,500.00	04/07/21	04/15/21
SOUTHWEST GAS CORPORATION	1102031010	39.98	04/07/21	04/15/21
SUPERSTITION MOUNTAINS CFD #1	1102031011	171.60	04/07/21	04/14/21
VECTOR SOLUTIONS	1102031012	9,332.67	04/07/21	04/15/21
MATLICK ENTERPRISES INC DBA	1102031013	5,460.74	04/07/21	04/14/21
UNIFIRST CORPORATION	1102031014	927.67	04/07/21	04/15/21
UNITED STATES POSTAL SERVICE	1102031015	250.00	04/07/21	04/14/21
AA COOLING AND HEATING LLC	1102031016	883.33	04/21/21	04/29/21
AETNA BEHAVIORAL HEALTH, LLC	1102031017	814.08	04/21/21	04/28/21
ARIZONA WATER COMPANY, INC.	1102031020	280.17	04/21/21	04/30/21
AZ DPS	1102031021	22.00	04/21/21	04/30/21
ARIZONA PPE RECON, INC.	1102031022	1,788.00	04/21/21	04/27/21
BRENDEN ESPIE	1102031025	291.66	04/21/21	04/29/21
CHASE	1102031027	10,958.95	04/21/21	04/27/21
DELTA DENTAL OF ARIZONA	1102031033	5,656.24	04/21/21	04/30/21
DELTA DENTAL INSURANCE COMPANY	1102031034	273.51	04/21/21	04/29/21
JEFF EHRLICH	1102031035	191.00	04/21/21	04/27/21
LIBERTY WATER COMPANY, INC.	1102031037	41.75	04/21/21	04/27/21
LIBERTY WATER COMPANY, INC.	1102031038	76.80	04/21/21	04/27/21
HUGHES FIRE EQUIPMENT, INC.	1102031039	464.84	04/21/21	04/29/21
KANSAS STATE BANK OF MANHATTAN	1102031040	158.41	04/21/21	04/28/21
MCNEIL & COMPANY, INC	1102031041	1,412.88	04/21/21	04/30/21
MEDIACOM	1102031042	99.96	04/21/21	04/28/21
QUE PARKING SOLUTIONS, LLC	1102031043	974.22	04/21/21	04/29/21
ENSE SYSTEMS	1102031044	400.00	04/21/21	04/29/21
CADWELL IRREVOCABLE TRUST III	1102031045	264.33	04/21/21	04/28/21
PHOENIX TECHNOLOGY SOLUTIONS	1102031047	66.00	04/21/21	04/30/21
RALPH ANDERSEN & ASSOCIATES	1102031048	8,633.34	04/21/21	04/29/21
TOSHIBA BUSINESS SOLUTIONS,INC	1102031050	224.51	04/21/21	04/28/21
MATLICK ENTERPRISES INC DBA	1102031051	2,635.99	04/21/21	04/28/21
VERIZON WIRELESS SERVICES LLC	1102031052	1,760.52	04/21/21	04/30/21

(R)



Pinal County Treasurer

Monthly Statement

Date Range: 4/1/2021 to 4/30/2021


VISION SERVICE PLAN	1102031053	825.16	04/21/21	04/28/21	
WAXIE'S ENTERPRISES, INC	1102031054	1,239.67	04/21/21	04/29/21	
Fund: 1103					Fund Total: 9,076.05
Status: OUTS					Status Total: 3,025.35 (L)
AZ FF RETIREE HEALTH TRUST FUND	1103018308	1,475.00	04/16/21	04/29/21	
SUPPORT PAYMENT CLEARINGHOUSE	1103018309	1,550.35	04/16/21	04/29/21	
Status: PAID					Status Total: 6,050.70
AZ FF RETIREE HEALTH TRUST FUND	1103018304	1,475.00	04/02/21	04/09/21	
SUPPORT PAYMENT CLEARINGHOUSE	1103018305	1,550.35	04/02/21	04/07/21	
AZ FF RETIREE HEALTH TRUST FUND	1103018306	1,475.00	04/16/21	04/21/21	
SUPPORT PAYMENT CLEARINGHOUSE	1103018307	1,550.35	04/16/21	04/20/21	
	Count	Amount			
Total OUTS:	33	136,769.54			
Total PAID:	92	360,742.78			

CASH RECEIPTS

April 2021 M & O DEPOSITS

Date	Control #	Amount	Account #	Description
4/8/2021		81,990.00		FEMA Cancer Grant
		81,990.00		Wire Transfer F-1
4/8/2021		100.00	100.10.42700.50	Leslie's Pool /inv 6367
		100.00	100.10.42700.50	Taradiddles / inv 6372
		400.00	100.10.42700.50	Defense Systems - Barro's /inv 6366
		450.00	100.10.42700.50	State Fire DC / inv 6375
		400.00	100.10.42700.50	Defense Systems - Barro's /inv 6366
		1,450.00		Wire Transfer F-2
4/22/2021		323.78	100.10.53965.10	J Suniga/inv 6339/cc
		100.00	100.10.42700.50	VFW post 9699 / inv 6393
		423.78		Wire Transfer F-3
4/29/2021		20.00	100.10.42600.15	Moore Law/inv 6376/ck 3990
		20.00	100.10.42600.15	Lerner&Rowe/inv 6386/ck 10065
		20.00	100.10.42600.15	Lerner&Rowe/inv 6386/ck 9910
		20.00	100.10.42600.15	Levenbaum/inv 6387/ck 73568
		20.00	100.10.42600.15	Ely,Bettinni,Ulman/inv 6396/ck 63325
		20.00	100.10.42600.15	LexisNexis/inv 6399/ck 1337762361
		100.00	100.10.42700.50	Arizonian/inv 6390/ck 1758
		100.00	100.10.42700.50	CombatWombat/inv 6391/ck 13406
		100.00	100.10.42700.50	GC RV Resort/inv 6371/4330000554
		100.00	100.10.42700.50	N Madrigal/inv 6373/ck 1358
		100.00	100.10.42700.50	N Madrigal/inv 6374/ck 1358
		1,073.65	100.10.53965.10	PSPRS/inv 6340/ck 213062
		664.45	100.10.53965.10	P Perkins/inv 6383/ck 5494
		590.15	100.10.53965.10	D Montgomery/inv 6338/ck 7729
		1,355.82	100.10.53965.10	P Bourgeois/inv 6337/ck 4234
		297.54	100.10.53965.10	J Kevin/inv 6380/ck 629008819
		130.00	100.10.59040.12	AZForestry/inv 6377/ck 219932319
		1,073.10	100.10.43100.40	StofAZ/inv sl-211 / 219927671
		31.50	100.10.45900.10	SRC Oil/inv 6395/ck 14067
		750.93	100.10.42200.41	Antenna Sites /inv 6392/ck 20599
		6,587.14		F-4
4/29/2021		590.15	100.10.53965.10	D Montgomery/inv 6381/ck 7730
		5,000.00	100.10.42078.10	SRP/inv 6369,6368/ck 1237757
		5,590.15		F-4
April 2021 Totals		96,041.07		

F



Pinal County Treasurer Pending Treasurer Receipt

Control No. 360783

Treasurer's Office Use

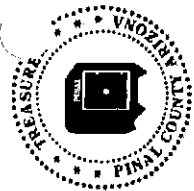
Receipt No.:

Posted By:

Receipt Date: 4/8/2021 Cash: \$0.00 Submitted By: JenniferBurke1
 Total Amount: \$81,990.00 Check: \$0.00 Department: Superstition Fire & Medical District
 Wire/Direct Deposit: \$81,990.00
 Credit Card: \$0.00

GL	Source	Cost	Object	Subsid	Subled	Type	Notes	Amount
6116421001	73160.0						WIRED MONEY TO GENERAL FUND	\$81,990.00

F-1



Control No. 360781

Pinal County Treasurer Pending Treasurer Receipt

Treasurer's Office Use

Receipt No.: _____

Posted By: _____

Receipt Date: 4/8/2021 Cash: \$0.00 Submitted By: JenniferBurke1

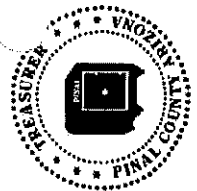
Total Amount: \$1,450.00 Check: \$0.00 Department: Superstition Fire & Medical District

Wire/Direct Deposit: \$1,450.00

Credit Card: \$0.00

GL	Source	Cost	Object	Subsid	Subled	Type	Notes	Amount
6116421001	73160.0						WIRED MONEY TO GENERAL FUND	\$1,450.00

F-2



Pinal County Treasurer

Pending Treasurer Receipt

Control No. 361392

Treasurer's Office Use

Receipt No.: _____

Posted By: _____

Receipt Date: 4/22/2021 Cash: \$0.00 Submitted By: JenniferBurke1
 Total Amount: \$423.78 Check: \$0.00 Department: Superstition Fire & Medical District
 Wire/Direct Deposit: \$423.78
 Credit Card: \$0.00

GL	Source	Cost	Object	Subsid	Subled	Type	Notes	Amount
6116421001	73160.0						WIRED MONEY TO GENERAL FUND	\$423.78

F-3

Superstition Fire & Medical District

AR Payment Register (Detail)

Bank ID: Equal To D

Check No. / Payment ID	Payee Name / Customer Name	Invoice No. / Account Number	Amount Paid
DEPOSIT: 2,948 DATE: 04/12/21			
3990	(ONETIMECUST)	Check Invoice : 006376	\$20.00 \$20.00
CHECK # 3990 TOTAL:			\$20.00
DEPOSIT 2,948 TOTAL:			\$20.00
DEPOSIT: 2,949 DATE: 04/13/21			
9910 & 10065	(ONETIMECUST)	Check Invoice : 006386	\$40.00 \$40.00
CHECK # 9910 & 10065 TOTAL:			\$40.00
73568	(ONETIMECUST)	Check Invoice : 006387	\$20.00 \$20.00
CHECK # 73568 TOTAL:			\$20.00
DEPOSIT 2,949 TOTAL:			\$60.00
DEPOSIT: 2,950 DATE: 04/14/21			
1758	(ONETIMECUST)	Check Invoice : 006390	\$100.00 \$100.00
CHECK # 1758 TOTAL:			\$100.00
13406	(ONETIMECUST)	Check Invoice : 006391	\$100.00 \$100.00
CHECK # 13406 TOTAL:			\$100.00
DEPOSIT 2,950 TOTAL:			\$200.00
DEPOSIT: 2,951 DATE: 04/19/21			
81218167	Leslie's Pool/inv 6367/cc (ONETIMECUST)	Credit Card Invoice : 006367	\$100.00 \$100.00
CREDIT CARD # 81218167 TOTAL:			\$100.00
91478801	Taradiddles/inv 6372/cc (ONETIMECUST)	Credit Card Invoice : 006372	\$100.00 \$100.00
CREDIT CARD # 91478801 TOTAL:			\$100.00
91211874	Defense Systems/inv 6366/cc (ONETIMECUST) (ONETIMECUST)	Credit Card Invoice : 006366 Invoice : 006366	\$400.00 \$300.00 \$100.00
CREDIT CARD # 91211874 TOTAL:			\$400.00
91579579	State Fire DC/inv 6375/cc (ONETIMECUST) (ONETIMECUST)	Credit Card Invoice : 006375 Invoice : 006375	\$450.00 \$350.00 \$100.00
CREDIT CARD # 91579579 TOTAL:			\$450.00
91488805	Defense Systems/inv 6394/cc (ONETIMECUST) (ONETIMECUST)	Credit Card Invoice : 006394 Invoice : 006394	\$400.00 \$300.00 \$100.00
CREDIT CARD # 91488805 TOTAL:			\$400.00
DEPOSIT 2,951 TOTAL:			\$1,450.00
DEPOSIT: 2,952 DATE: 04/22/21			
92388465	John Suniga/inv 6384/cc John Suniga (SUNIJ)	Credit Card Invoice : 006384	\$323.78 \$323.78
CREDIT CARD # 92388465 TOTAL:			\$323.78
92465661	VFW / inv 6393/cc (ONETIMECUST)	Credit Card Invoice : 006393	\$100.00 \$100.00

Superstition Fire & Medical District

AR Payment Register (Detail)

Bank ID: Equal To D

Check No. / Payment ID	Payee Name / Customer Name	Invoice No. / Account Number	Amount Paid
E : D - M & 0 GENERAL FUND CHECKING			
DEPOSIT: 2,952	DATE: 04/22/21		(CONTINUED)
		CREDIT CARD # 92465661 TOTAL:	\$100.00
		DEPOSIT 2,952 TOTAL:	\$423.78
DEPOSIT: 2,953	DATE: 04/21/21		
63325	(ONETIMECUST)	Check Invoice : 006396	\$20.00 \$20.00
		CHECK # 63325 TOTAL:	\$20.00
		DEPOSIT 2,953 TOTAL:	\$20.00
DEPOSIT: 2,954	DATE: 04/27/21		
1337762361	(ONETIMECUST)	Check Invoice : 006399	\$20.00 \$20.00
		CHECK # 1337762361 TOTAL:	\$20.00
		DEPOSIT 2,954 TOTAL:	\$20.00
DEPOSIT: 2,957	DATE: 04/29/21		
4330000554	GCRVResort/inv 6371/4330000554 (ONETIMECUST)	Check Invoice : 006371	\$100.00 \$100.00
		CHECK # 4330000554 TOTAL:	\$100.00
1358	N Magdrigal/inv 6373/1358 (ONETIMECUST)	Check Invoice : 006373	\$100.00 \$100.00
		CHECK # 1358 TOTAL:	\$100.00
1358	N Magdrigal/inv 6374/1358 (ONETIMECUST)	Check Invoice : 006374	\$100.00 \$100.00
		CHECK # 1358 TOTAL:	\$100.00
213062	PSPRS/inv 6340/213062 Public Safety Retirement Sys. (PSPRS/COBRA) Public Safety Retirement Sys. (PSPRS/COBRA) Public Safety Retirement Sys. (PSPRS/COBRA) Public Safety Retirement Sys. (PSPRS/COBRA) Public Safety Retirement Sys. (PSPRS/COBRA) Public Safety Retirement Sys. (PSPRS/COBRA) Public Safety Retirement Sys. (PSPRS/COBRA) Public Safety Retirement Sys. (PSPRS/COBRA)	Check Invoice : 006340 Invoice : 006340A Invoice : 006340 Invoice : 006340 Invoice : 006340 Invoice : 006340 Invoice : 006340 Invoice : 006340	\$1,073.65 \$143.51 \$0.14 \$260.00 \$260.00 \$196.82 \$63.18 \$118.91 \$31.09
		CHECK # 213062 TOTAL:	\$1,073.65
5494	P Perkins/inv 6383/5494 Paul Perkins (PERKP) Paul Perkins (PERKP)	Check Invoice : 006383 Invoice : 006383	\$664.45 \$653.33 \$11.12
		CHECK # 5494 TOTAL:	\$664.45
7729	DMontgomery/inv 6336/7729 Dave Montgomery (MONTD)	Check Invoice : 006336	\$590.15 \$590.15
		CHECK # 7729 TOTAL:	\$590.15
4234	P Bourgeois/inv 6337/4234 Paul Bourgeois (BOUP)	Check Invoice : 006337	\$1,355.82 \$1,355.82
		CHECK # 4234 TOTAL:	\$1,355.82
629008819	J Kevin/inv 6380/629008819 John Kevin (KEVINJO) John Kevin (KEVINJO)	Check Invoice : 006335 Invoice : 006380	\$297.54 -\$1.64 \$299.18
		CHECK # 629008819 TOTAL:	\$297.54
219932319	AZForestry/inv 6377/219932319 AZ Department of Forestry (AZFORFM)	Check Invoice : 006377	\$130.00 \$130.00

Superstition Fire & Medical District

AR Payment Register (Detail)

Bank ID: Equal To D

Check No. / Payment ID	Payee Name / Customer Name	Invoice No. / Account Number	Amount Paid
B : D - M & 0 GENERAL FUND CHECKING DEPOSIT: 2,957 DATE: 04/29/21			(CONTINUED)
CHECK # 219932319 TOTAL:			\$130.00
219927671	ARISLD/inv SL-211/219927671 Arizona State Land Department (ARISLD)	Check Invoice : SL-211	\$1,073.10 \$1,073.10
CHECK # 219927671 TOTAL:			\$1,073.10
14067	SRC /inv 6395/14067 (ONETIMECUST)	Check Invoice : 006395	\$31.50 \$31.50
CHECK # 14067 TOTAL:			\$31.50
20599	Antenna Sites/inv 6293/20599 Antenna Sites, Inc. (ANTSIT)	Check Invoice : 006392	\$750.93 \$750.93
CHECK # 20599 TOTAL:			\$750.93
DEPOSIT 2,957 TOTAL:			\$6,267.14
DEPOSIT: 2,958 DATE: 04/29/21			
7730	D Montgomery/6381/7730 Dave Montgomery (MONTD)	Check Invoice : 006381	\$590.15 \$590.15
CHECK # 7730 TOTAL:			\$590.15
1237757	SRP/inv 6368, 6369/1237757 Salt River Project-Fire Protec (SALTRIVER) Salt River Project-Fire Protec (SALTRIVER)	Check Invoice : 006368 Invoice : 006369	\$5,000.00 \$2,500.00 \$2,500.00
CHECK # 1237757 TOTAL:			\$5,000.00
6640, 6640R	Mustang Auto / (ONETIMECUST) (ONETIMECUST)	Transfer Invoice : 006400R Invoice : 006400RA	\$0.00 -\$100.00 \$100.00
TRANSFER TOTAL:			\$0.00
DEPOSIT 2,958 TOTAL:			\$5,590.15
TOTAL FOR BANK ID: D			\$14,051.07
GRAND TOTAL OF ALL CHECKS:			\$12,177.29
GRAND TOTAL OF ALL CREDIT CARDS:			\$1,873.78
GRAND TOTAL OF ALL CASH:			\$0.00
GRAND TOTAL OF ALL EFT:			\$0.00
GRAND TOTAL OF ALL PAYMENTS:			\$14,051.07
GRAND TOTAL OF ALL ADJUSTMENTS:			\$0.00
COMBINED TOTAL:			\$14,051.07

F. of

Superstition F. Medical District
GL Account Ledger - Detail By Period
4/1/2021 through 4/30/2021

Batch	Journal	Entry #	Date	Job	Document	Description	Debits	Credits	Balance
100-10-10150-10						PAYROLL ACCOUNT			
18189	PR	787815	04/02/21		18304 - 48234	Payroll Multiple Frequencies 3/28/2021	-	294,412.58	(\$9,622,788.95)
18190	J	787875	04/02/21		RE70	Paydate 040221 RcIs	-	54,837.75	(9,917,201.53)
18190	J	787882	04/02/21		RE70	Paydate 040221 RcIs	-	9,383.89	(9,972,039.28)
18190	J	787887	04/02/21		RE70	Paydate 040221 RcIs	-	97,918.61	(9,981,423.17)
18190	J	787889	04/02/21		RE70	Paydate 040221 RcIs	-	8,851.48	(10,079,341.78)
18202	PR	788164	04/16/21		18306 - 48375	Payroll Multiple Frequencies 4/11/2021	-	291,448.77	(10,088,193.26)
18203	J	788223	04/16/21		RE70	Paydate 041621 RcIs	-	54,031.94	(10,379,642.03)
18203	J	788230	04/16/21		RE70	Paydate 041621 RcIs	-	9,333.89	(10,433,673.97)
18203	J	788235	04/16/21		RE70	Paydate 041621 RcIs	-	96,605.09	(10,443,007.86)
18203	J	788237	04/16/21		RE70	Paydate 041621 RcIs	-	8,863.56	(10,539,612.95)
18229	PR	788858	04/30/21		18308 - 48517	Payroll Multiple Frequencies 4/25/2021	-	284,888.51	(10,548,476.51)
18243	J	789039	04/30/21		RE70	Paydate 043021 RcIs	-	51,745.72	(10,833,365.02)
18243	J	789046	04/30/21		RE70	Paydate 043021 RcIs	-	9,333.89	(10,885,110.74)
18243	J	789051	04/30/21		RE70	Paydate 043021 RcIs	-	93,641.58	(10,894,444.63)
18243	J	789053	04/30/21		RE70	Paydate 043021 RcIs	-	8,738.20	(10,988,086.21)
						PAYROLL ACCOUNT TOTALS:	\$0.00	\$1,374,035.46	(\$10,996,824.41)

TOTAL OF LEDGER: \$0.00

(H)

Commercial Checking Acct Public Funds

Account number: 4121535058 ■ April 1, 2021 - April 30, 2021 ■ Page 1 of 2

**WELLS
FARGO**

SUPERSTITION FIRE & MEDICAL DISTRICT
PAYROLL CLEARING ACCT
565 N IDAHO RD
APACHE JUNCTION AZ 85119-4014

Questions?

Call your Customer Service Officer or Client Services
1-800-AT WELLS (1-800-289-3557)
5:00 AM TO 6:00 PM Pacific Time Monday - Friday

Online: wellsfargo.com

Write: Wells Fargo Bank, N.A. (182)
PO Box 63020
San Francisco, CA 94163

Account summary

Commercial Checking Acct Public Funds

Account number	Beginning balance	Total credits	Total debits	Ending balance
4121535058	\$100.00	\$1,564,707.81	-\$1,471,066.23	\$93,741.58

93,641.58
100.00

Credits

Electronic deposits/bank credits

Effective date	Posted date	Amount	Transaction detail
	04/01	530,213.64	WT Seq148126 Pinal County /Org=Pinal County Treasurer Sr## Gw00000040900739 Trn#210401148126 Rfb# 7318
	04/15	520,738.95	WT Seq121894 Pinal County /Org=Pinal County Treasurer Sr## Gw00000041216733 Trn#210415121894 Rfb# 7339
	04/29	513,755.22	WT Seq#87719 Pinal County /Org=Pinal County Treasurer Sr## Gw00000041541711 Trn#210429087719 Rfb# 7352
		\$1,564,707.81	Total electronic deposits/bank credits
		\$1,564,707.81	Total credits

Debits

Electronic debits/bank debits

Effective date	Posted date	Amount	Transaction detail
	04/02	242,395.10	ACH Origination - Superstition Fir - File 1860311208 Coid 1860311208
	04/02	48,992.13	ACH Origination - Superstition Fir - File 1860311208 Coid 1860311208
	04/02	32,902.42	ACH Origination - Superstition Fir - File 1860311208 Coid 1860311208
	04/02	6,338.96	ACH Origination - Superstition Fir - File 1860311208 Coid 1860311208
	04/02	21,975.36	Retirement Rcr Sweb Pymnt xxxxx5482 Primary Account
	04/02	11,024.04	Healthequity Inc Healthequi 01 Apr 82581 Superstition Fire & ME
	04/02	57,222.00	< Business to Business ACH Debit - IRS Usatxpymt 040221 220149244926283 Superstition Fire & ME
	04/02	11,445.02	< Business to Business ACH Debit - AZ Dept of Rev Ccddir.Dbt xxxxx3092 Superstition Fire & ME



Electronic debits/bank debits (continued)

Effective date	Posted date	Amount	Transaction detail
	04/05	97,846.69	< Business to Business ACH Debit - Psprs Web Pay 210402 1144 Superstition Fire & ME
	04/05	71.92	< Business to Business ACH Debit - Psprs Web Pay 210402 1144 Superstition Fire & ME
	04/16	240,027.98	ACH Origination - Superstition Fir - File 1860311208 Coid 1860311208
	04/16	48,395.44	ACH Origination - Superstition Fir - File 1860311208 Coid 1860311208
	04/16	30,642.70	ACH Origination - Superstition Fir - File 1860311208 Coid 1860311208
	04/16	6,338.96	ACH Origination - Superstition Fir - File 1860311208 Coid 1860311208
	04/16	21,110.80	Retirement Rcr Sweb Pymnt xxxxx6057 Primary Account
	04/16	10,974.04	Healthequity Inc Healthequi 15 Apr 82581 Superstition Fire & ME
	04/16	55,409.78	< Business to Business ACH Debit - IRS Usatapytmt 041621 220150614679363 Superstition Fire & ME
	04/16	11,234.16	< Business to Business ACH Debit - AZ Dept of Rev Ccddir.Dbt xxxxx3092 Superstition Fire & ME
	04/19	96,596.45	< Business to Business ACH Debit - Psprs Web Pay 210416 1144 Superstition Fire & ME
	04/19	8.64	< Business to Business ACH Debit - Psprs Web Pay 210416 1144 Superstition Fire & ME
	04/30	234,160.31	ACH Origination - Superstition Fir - File 1860311208 Coid 1860311208
	04/30	47,702.85	ACH Origination - Superstition Fir - File 1860311208 Coid 1860311208
	04/30	33,145.78	ACH Origination - Superstition Fir - File 1860311208 Coid 1860311208
	04/30	6,439.87	ACH Origination - Superstition Fir - File 1860311208 Coid 1860311208
	04/30	21,845.24	Retirement Rcr Sweb Pymnt xxxxx1307 Primary Account
	04/30	10,974.04	Healthequity Inc Healthequi 29 Apr 82581 Superstition Fire & ME
	04/30	54,788.14	< Business to Business ACH Debit - IRS Usatapytmt 043021 220152083105843 Superstition Fire & ME
	04/30	11,057.41	< Business to Business ACH Debit - AZ Dept of Rev Ccddir.Dbt xxxxx3092 Superstition Fire & ME
		\$1,471,066.23	Total electronic debits/bank debits
		\$1,471,066.23	Total debits

< **Business to Business ACH:** If this is a business account, this transaction has a return time frame of one business day from post date. This time frame does not apply to consumer accounts.

Daily ledger balance summary

Date	Balance	Date	Balance	Date	Balance
03/31	100.00	04/05	100.00	04/19	100.00
04/01	530,313.64	04/15	520,838.95	04/29	513,855.22
04/02	98,018.61	04/16	96,705.09	04/30	93,741.58
Average daily ledger balance		\$74,830.68			

Commercial Checking Acct Public Funds

Account number: 4942920083 ■ April 1, 2021 - April 30, 2021 ■ Page 1 of 7

**WELLS
FARGO**

SUPERSTITION FIRE & MEDICAL DISTRICT
GROUND TRANSPORTATION
565 N IDAHO RD
APACHE JUNCTION AZ 85119-4014

Questions?

Call your Customer Service Officer or Client Services
1-800-AT WELLS (1-800-289-3557)
5:00 AM TO 6:00 PM Pacific Time Monday - Friday

Online: wellsfargo.com

Write: Wells Fargo Bank, N.A. (182)
PO Box 63020
San Francisco, CA 94163

Account summary

Commercial Checking Acct Public Funds

Account number	Beginning balance	Total credits	Total debits	Ending balance
4942920083	\$1.81	\$299,061.90	-\$286,530.51	\$12,533.20

100F (P)
100²² 150F
12,433⁰⁰

Credits

Electronic deposits/bank credits

Effective date	Posted date	Amount	Transaction detail
04/01		265.00	Merchant Service Merch Dep 210331 8029396648 Superstition Fire and
04/01		1,713.77	Noridian Azutmt Hcclaimpmt 210330 1184003220 TRN*1*893213723*1450173185~
04/01		450.28	Aetna H09 Hcclaimpmt 1184003220 TRN*1*160329210245699*1066033492\
04/01		252.77	Hnb - Echo Hcclaimpmt 210401 xxxxx1208 TRN*1*992467706*1341858379\
04/01		198.25	Hhp Texas Hcclaimpmt 210401 362703 TRN*1*011840012906440*1610994632\
04/01		138.75	Hnb - Echo Hcclaimpmt 210401 xxxxx1208 TRN*1*992467707*1341858379\
04/02		677.39	Merchant Service Merch Dep 210401 8029396648 Superstition Fire and
04/02		5,366.69	36 Treas 310 Misc Pay 040221 xxxxx0012 1\lea*1*057694607\
04/02		1,063.43	Hnb - Echo Hcclaimpmt 210402 xxxxx1208 TRN*1*992562804*1341858379\
04/02		1,052.08	Hnb - Echo Hcclaimpmt 210402 xxxxx1208 TRN*1*992562888*1341858379\
04/02		410.68	Aetna A04 Hcclaimpmt 1184003220 TRN*1*821089000272806*1066033492\
04/02		345.37	Palmetto Gba Hcclaimpmt 210401 1184003220 TRN*1*810172988*1571062326~
04/02		110.04	Bcbs of Arizona Hcclaimpmt 210331 1184003220 TRN*1*621106229*1860004538\
04/02		88.87	Shen Life Ins CO Hcclaimpmt xxxxx1208- TRN*1*EFT000012327*1540377280*lasadmin\
04/02		86.39	Aetna AS01 Hcclaimpmt 1184003220 TRN*1*821089000272805*1066033492\
04/02		85.63	Ahcccs Programma Hcclaimpmt 210331 202103311566316 TRN*1*202103311566316*1866004791*Fqmb
04/05		100.00	Merchant Service Merch Dep 210402 8029396648 Superstition Fire and



Electronic deposits/bank credits (continued)

Effective date	Posted date	Amount	Transaction detail
	04/05	3,409.20	36 Treas 310 Misc Pay 040521 xxxxx0012 003*210304\SE*27*100836318\GE*1*57740518\lea*1*05
	04/05	2,030.17	Noridian Azutmt Hcclaimpmt 210401 1184003220 TRN*1*893219097*1450173185~
	04/05	500.00	Pnp Billpayment 033121Sett 210405 6500 Apache Junction Fire D
	04/05	396.74	Uhcoregon Hcclaimpmt 041001034170620 TRN*1*3330368*1930938819*WA02~
	04/05	297.25	Humana Cha Disb Hcclaimpmt 210405 362703 TRN*1*014840102270312*1611013183\
	04/05	207.69	Humana Ins CO Hcclaimpmt 210405 362703 TRN*1*001290056226061*1391263473\
	04/05	98.45	Bcbs of Arizona Hcclaimpmt 210401 1184003220 TRN*1*621843990*1860004538\
	04/05	91.58	Mercy Care Plan Hcclaimpmt 210402 00145658 TRN*1*5778494*1860527381*Altcs General\
	04/06	125.00	Merchant Service Merch Dep 210404 8029396648 Superstition Fire and
	04/06	50.00	Merchant Service Merch Dep 210405 8029396648 Superstition Fire and
	04/06	4,299.40	Noridian Azutmt Hcclaimpmt 210401 1184003220 TRN*1*893223009*1450173185~
	04/06	2,374.12	Hnb - Echo Hcclaimpmt 210406 xxxxx1208 TRN*1*992843385*1341858379\
	04/06	1,131.75	Humana Cha Disb Hcclaimpmt 210406 362703 TRN*1*014840102279171*1611013183\
	04/06	561.31	Humana Ins CO Hcclaimpmt 210406 362703 TRN*1*001290056279966*1391263473\
	04/06	450.00	Pnp Billpayment 040121Sett 210406 6500 Apache Junction Fire D
	04/06	388.24	Aetna AS01 Hcclaimpmt 1184003220 TRN*1*882109001004831*1066033492\
	04/06	311.94	Hhp Texas Hcclaimpmt 210406 362703 TRN*1*011840012910261*1610994632\
	04/06	184.38	Hnb - Echo Hcclaimpmt 210406 xxxxx1208 TRN*1*992806384*1341858379\
	04/07	200.00	Merchant Service Merch Dep 210406 8029396648 Superstition Fire and
	04/07	5,306.92	PCS Gen Trust PCS Trust 210407 Gt-0006062 Superstition Fire & ME
	04/07	3,403.76	Noridian Azutmt Hcclaimpmt 210406 1184003220 TRN*1*893226766*1450173185~
	04/07	2,010.03	Mercy Care Plan Hcclaimpmt 210406 00145658 TRN*1*5780623*1860527381*Ahcccs Acute\
	04/07	1,682.82	36 Treas 310 Misc Pay 040721 xxxxx0012 18\GE*1*57816818\lea*1*057816784\
	04/07	1,633.17	Bcbs of Arizona Hcclaimpmt 210405 1184003220 TRN*1*622044358*1860004538\
	04/07	232.20	Bcbs of Arizona Hcclaimpmt 210405 1184003220 TRN*1*622050451*1860004538\
	04/07	180.96	Aetna AS01 Hcclaimpmt 1184003220 TRN*1*882109201013631*1066033492\
	04/07	88.22	Cigna Hcclaimpmt 040321 1184003220 TRN*1*210403090045602*1591031071\

Electronic deposits/bank credits (continued)

Effective date	Posted date	Amount	Transaction detail
	04/08	31,925.00	WT Seq101774 Superstition Fire & Med /Org=Superstition Fire & Medical Distri Srf# Gb00000041053727 Trn#210408101774 Rfb# 576
	04/08	475.00	Merchant Service Merch Dep 210407 8029396648 Superstition Fire and
	04/08	1,212.44	Hnb - Echo Hcclaimpmt 210408 xxxxx1208 TRN*1*993029150*1341858379\
	04/08	1,067.20	Hnb - Echo Hcclaimpmt 210408 xxxxx1208 TRN*1*993029294*1341858379\
	04/08	349.06	Optumcare Hcclaimpmt 041001035069368 TRN*1*3428297*1272337487*~Lp01~
	04/08	275.12	Humana Cha Disb Hcclaimpmt 210408 362703 TRN*1*014840102285759*1611013183\
	04/08	195.00	Bcbs of Arizona Hcclaimpmt 210406 1184003220 TRN*1*622091997*1860004538\
	04/08	193.69	Aetna AS01 Hcclaimpmt 1184003220 TRN*1*821095000484451*1066033492\
	04/09	1,684.70	Merchant Service Merch Dep 210408 8029396648 Superstition Fire and
	04/09	7,756.49	36 Treas 310 Misc Pay 040921 xxxxx0012 Ys\DTm*003*200911\SE*72*100969900\GE*1*57874100\
	04/09	2,422.43	Ahcccs Programma Hcclaimpmt 210407 202104071592884 TRN*1*202104071592884*1866004791*Ffsv
	04/09	649.09	Bcbsaz Claims Hcclaimpmt 210408 202100537232723 TRN*1*280659*1860004538*57675\
	04/09	630.08	Noridian Azutmt Hcclaimpmt 210407 1184003220 TRN*1*893233803*1450173185~
	04/09	184.68	Hnb - Echo Hcclaimpmt 210409 xxxxx1208 TRN*1*993129024*1341858379\
	04/12	356.42	Merchant Service Merch Dep 210409 8029396648 Superstition Fire and
	04/12	75.00	Merchant Service Merch Dep 210410 8029396648 Superstition Fire and
	04/12	418.95	Aetna H09 Hcclaimpmt 1184003220 TRN*1*160407210394203*1066033492\
	04/12	224.75	Noridian Azutmt Hcclaimpmt 210408 1184003220 TRN*1*893237516*1450173185~
	04/12	197.05	Bcbs of Arizona Hcclaimpmt 210408 1184003220 TRN*1*622197825*1860004538\
	04/13	46.25	Merchant Service Merch Dep 210412 8029396648 Superstition Fire and
	04/13	730.24	Hnb - Echo Hcclaimpmt 210413 xxxxx1208 TRN*1*993392926*1341858379\
	04/13	240.98	Hhp Texas Hcclaimpmt 210413 362703 TRN*1*011840012912617*1610994632\
	04/13	111.26	Humana Ins CO Hcclaimpmt 210413 362703 TRN*1*001290056422932*1391263473\
	04/14	515.00	Merchant Service Merch Dep 210413 8029396648 Superstition Fire and
	04/14	2,304.58	Cigna Edge Trans Hcclaimpmt 603300280602 TRN*1*603300280602*1591031071~
	04/14	1,899.83	36 Treas 310 Misc Pay 041421 xxxxx0012 Tm*003*210406\SE*24*101090588\GE*1*57994788\lea*1
	04/14	1,065.70	Mercy Care Plan Hcclaimpmt 210413 00145658 TRN*1*5786862*1860527381*Ahcccs Acute\
	04/14	666.27	Bcbs of Arizona Hcclaimpmt 210412 1184003220 TRN*1*622399850*1860004538\
	04/14	305.64	Humana Cha Disb Hcclaimpmt 210414 362703 TRN*1*014840102306780*1611013183\

Electronic deposits/bank credits (continued)

Effective date	Posted date	Amount	Transaction detail
	04/14	163.41	Medisun Claims Hcclaimpmt 210413 202100561380093 TRN*1*285471*1860522728*87568\
	04/14	48.48	Palmetto Gba Hcclaimpmt 210412 1184003220 TRN*1*810257552*1571062326~
	04/15	455.00	Merchant Service Merch Dep 210414 8029396648 Superstition Fire and
	04/15	5,497.87	Noridian Azutmt Hcclaimpmt 210413 1184003220 TRN*1*893248686*1450173185~
	04/15	375.77	Aetna H09 Hcclaimpmt 1184003220 TRN*1*160412210274693*1066033492\
	04/16	2,272.88	Merchant Service Merch Dep 210415 8029396648 Superstition Fire and
	04/16	3,792.57	Noridian Azutmt Hcclaimpmt 210414 1184003220 TRN*1*893252802*1450173185~
	04/16	3,288.40	Aetna AS01 Hcclaimpmt 1184003220 TRN*1*821103000174651*1066033492\
	04/16	3,247.04	Ahcccs Programma Hcclaimpmt 210414 202104141602921 TRN*1*202104141602921*1866004791*Fsv
	04/16	1,633.17	36 Treas 310 Misc Pay 041621 xxxxx0012 \SE*18*101149337\GE*1*58053537\lea*1*058053503\
	04/16	702.06	Bcbsaz Claims Hcclaimpmt 210415 202100576626570 TRN*1*291243*1860004538*62366\
	04/16	429.13	Hnb - Echo Hcclaimpmt 210416 xxxxx1208 TRN*1*993709847*1341858379\
	04/19	100.00	Merchant Service Merch Dep 210416 8029396648 Superstition Fire and
	04/19	25.00	Merchant Service Merch Dep 210417 8029396648 Superstition Fire and
	04/19	1,770.87	Noridian Azutmt Hcclaimpmt 210415 1184003220 TRN*1*893257572*1450173185~
	04/19	1,583.52	Bcbs of Arizona Hcclaimpmt 210415 1184003220 TRN*1*622543590*1860004538\
	04/19	323.78	Pnp Billpayment 041421Sett 210419 6500 Apache Junction Fire D
	04/19	84.26	Hnb - Echo Hcclaimpmt 210419 xxxxx1208 TRN*1*993802214*1341858379\
	04/20	67.86	Merchant Service Merch Dep 210418 8029396648 Superstition Fire and
	04/20	25.00	Merchant Service Merch Dep 210419 8029396648 Superstition Fire and
	04/20	1,086.13	Hnb - Echo Hcclaimpmt 210420 xxxxx1208 TRN*1*993983336*1341858379\
	04/20	745.48	Noridian Azutmt Hcclaimpmt 210416 1184003220 TRN*1*893260723*1450173185~
	04/20	705.89	Humana Cha Disb Hcclaimpmt 210420 362703 TRN*1*014840102326075*1611013183\
	04/20	478.91	Hhp Texas Hcclaimpmt 210420 362703 TRN*1*011840012919391*1610994632\
	04/20	388.09	Humana Ins CO Hcclaimpmt 210420 362703 TRN*1*001290056538612*1391263473\
	04/20	271.30	Humana Cha Disb Hcclaimpmt 210420 362703 TRN*1*014840102322242*1611013183\
	04/20	256.81	Humana Cha Disb Hcclaimpmt 210420 362703 TRN*1*014840102318209*1611013183\
	04/20	163.33	Humana Ins CO Hcclaimpmt 210420 362703 TRN*1*001290056514241*1391263473\
	04/20	160.50	Humana Ins CO Hcclaimpmt 210420 362703 TRN*1*001290056560501*1391263473\

Electronic deposits/bank credits (continued)

Effective date	Posted date	Amount	Transaction detail
	04/20	100.00	Pnp Billpayment 041521Sett 210420 6500 Apache Junction Fire D
	04/20	98.14	Bcbs of Arizona Hcclaimpmt 210416 1184003220 TRN*1*622593686*1860004538\
	04/21	50.00	Merchant Service Merch Dep 210420 8029396648 Superstition Fire and
	04/21	6,709.52	Noridian Azutmt Hcclaimpmt 210420 1184003220 TRN*1*893264256*1450173185~
	04/21	3,644.63	Mercy Care Plan Hcclaimpmt 210420 00145658 TRN*1*5793156*1860527381*Ahcccs Acute\
	04/21	1,495.85	Mercy Care Plan Hcclaimpmt 210420 00145658 TRN*1*5795980*1860527381* Mercy Care Advantage - S
	04/21	1,318.43	Bcbs of Arizona Hcclaimpmt 210419 1184003220 TRN*1*622742408*1860004538\
	04/21	558.43	Medisun Claims Hcclaimpmt 210420 202100599658831 TRN*1*299522*1860522728*88418\
	04/21	91.43	Bcbs of Arizona Hcclaimpmt 210419 1184003220 TRN*1*622748362*1860004538\
	04/22	49,340.00	WT Seq#96877 Superstition Fire & Med /Org=Superstition Fire & Medical Distri Srf# Gb00000041381564 Trn#210422096877 Rfb# 579
	04/22	15,673.58	Merchant Service Merch Dep 210421 8029396648 Superstition Fire and
	04/22	7,363.21	Noridian Azutmt Hcclaimpmt 210421 1184003220 TRN*1*893267196*1450173185~
	04/22	4,360.87	Hnb - Echo Hcclaimpmt 210422 xxxxx1208 TRN*1*994162980*1341858379\
	04/22	488.43	Aetna H09 Hcclaimpmt 1184003220 TRN*1*160419210335710*1066033492\
	04/22	200.09	Bcbs of Arizona Hcclaimpmt 210420 1184003220 TRN*1*622791977*1860004538\
	04/22	145.77	Hnb - Echo Hcclaimpmt 210422 xxxxx1208 TRN*1*994161684*1341858379\
	04/23	333.68	Merchant Service Merch Dep 210422 8029396648 Superstition Fire and
	04/23	1,500.87	Noridian Azutmt Hcclaimpmt 210422 1184003220 TRN*1*893271531*1450173185~
	04/23	1,479.02	36 Treas 310 Misc Pay 042321 xxxxx0012 4*101325727\GE*1*58229927\lea*1*058229893\
	04/23	1,399.22	Bcbs of Arizona Hcclaimpmt 210421 1184003220 TRN*1*622842073*1860004538\
	04/23	1,074.78	Ahcccs Programma Hcclaimpmt 210421 202104211611615 TRN*1*202104211611615*1866004791*Ffsv
	04/23	295.72	Humana Cha Disb Hcclaimpmt 210423 362703 TRN*1*014840102331476*1611013183\
	04/23	230.00	36 Treas 310 Misc Pay 042321 xxxxx0012 101320557\GE*1*58224757\lea*1*058224723\
	04/26	600.00	Merchant Service Merch Dep 210423 8029396648 Superstition Fire and
	04/26	4,408.63	Noridian Azutmt Hcclaimpmt 210423 1184003220 TRN*1*893276402*1450173185~
	04/26	377.44	Mercy Care Plan Hcclaimpmt 210423 00145658 TRN*1*5797012*1860527381*Altcs General\
	04/26	114.30	Humana Ins CO Hcclaimpmt 210426 362703 TRN*1*001290056620413*1391263473\
	04/27	195.00	Merchant Service Merch Dep 210425 8029396648 Superstition Fire and



Electronic deposits/bank credits (continued)

Effective date	Posted date	Amount	Transaction detail
	04/27	100.00	Merchant Service Merch Dep 210426 8029396648 Superstition Fire and
	04/27	3,011.42	Bcbs of Arizona Hcclaimpmt 210423 1184003220 TRN*1*622940484*1860004538\
	04/27	2,300.27	Hnb - Echo Hcclaimpmt 210427 xxxxx1208 TRN*1*994548033*1341858379\
	04/27	1,202.40	Humana Ins CO Hcclaimpmt 210427 362703 TRN*1*001290056644767*1391263473\
	04/27	956.76	Hnb - Echo Hcclaimpmt 210427 xxxxx1208 TRN*1*994547400*1341858379\
	04/27	388.31	Noridian Azutmt Hcclaimpmt 210424 1184003220 TRN*1*893280869*1450173185~
	04/27	256.81	Humana Cha Disb Hcclaimpmt 210427 362703 TRN*1*014840102339655*1611013183\
	04/27	214.97	Hhp Texas Hcclaimpmt 210427 362703 TRN*1*011840012922180*1610994632\
	04/27	204.36	Bcbs of Arizona Hcclaimpmt 210423 1184003220 TRN*1*622943407*1860004538\
	04/28	365.54	Merchant Service Merch Dep 210427 8029396648 Superstition Fire and
	04/28	4,162.11	Bcbs of Arizona Hcclaimpmt 210426 1184003220 TRN*1*623091032*1860004538\
	04/28	3,511.24	Noridian Azutmt Hcclaimpmt 210427 1184003220 TRN*1*893285307*1450173185~
	04/28	674.16	Mercy Care Plan Hcclaimpmt 210427 00145658 TRN*1*5799412*1860527381*Ahcccs Acute\
	04/28	511.32	Bcbsaz Claims Hcclaimpmt 210427 202100637424918 TRN*1*309750*1860004538*67980\
	04/29	26,810.00	WT Seq120830 Superstition Fire & Med /Org=Superstition Fire & Medical Distri Srf# Gb00000041548726 Trn#210429120830 Rfb# 582
	04/29	1,000.00	WT Seq134910 Superstition Fire & Med /Org=Superstition Fire & Medical Distri Srf# Gb00000041551306 Trn#210429134910 Rfb# 584
	04/29	1,600.07	Bcbs of Arizona Hcclaimpmt 210427 1184003220 TRN*1*623146672*1860004538\
	04/29	1,392.55	Noridian Azutmt Hcclaimpmt 210428 1184003220 TRN*1*893290376*1450173185~
	04/29	1,086.13	Hnb - Echo Hcclaimpmt 210429 xxxxx1208 TRN*1*994725242*1341858379\
	04/29	465.53	Aetna H09 Hcclaimpmt 1184003220 TRN*1*160426210420875*1066033492\
	04/29	307.88	Hnb - Echo Hcclaimpmt 210429 xxxxx1208 TRN*1*994717514*1341858379\
	04/29	249.37	Humana Cha Disb Hcclaimpmt 210429 362703 TRN*1*014840102354795*1611013183\
	04/29	100.00	Pnp Billpayment 042621Sett 210429 6500 Apache Junction Fire D
	04/29	99.51	Hnb - Echo Hcclaimpmt 210429 xxxxx1208 TRN*1*994691485*1341858379\
	04/30	200.00	Merchant Service Merch Dep 210429 8029396648 Superstition Fire and
	04/30	4,815.53	36 Treas 310 Misc Pay 043021 xxxxx0012 11668\lea*1*058411634\
	04/30	1,649.72	Bcbs of Arizona Hcclaimpmt 210428 1184003220 TRN*1*623192189*1860004538\
	04/30	1,555.60	Bcbs of Arizona Hcclaimpmt 210428 1184003220 TRN*1*623193233*1860004538\
	04/30	1,176.93	Hnb - Echo Hcclaimpmt 210430 xxxxx1208 TRN*1*994811780*1341858379\

(M)



Electronic deposits/bank credits (continued)

Effective date	Posted date	Amount	Transaction detail
	04/30	950.19	Cigna Edge Trans Hcclaimpmt 600900488422 TRN*1*600900488422*1591031071~
	04/30	776.62	Noridian Azutmt Hcclaimpmt 210429 1184003220 TRN*1*893295480*1450173185~
	04/30	501.39	Aetna H09 Hcclaimpmt 1184003220 TRN*1*160427210326027*1066033492~
	04/30	373.04	Palmetto Gba Hcclaimpmt 210429 1184003220 TRN*1*810374401*1571062326~
	04/30	74.03	Shen Life Ins CO Hcclaimpmt xxxxx1208- TRN*1*EFT000012393*1540377280*lasadminn~
		\$299,061.90	Total electronic deposits/bank credits
		\$299,061.90	Total credits

Debits

Electronic debits/bank debits

Effective date	Posted date	Amount	Transaction detail
	04/02	645.51	Merchant Service Merch Fee 210331 8029396648 Superstition Fire and
	04/08	77,625.00	WT Seq101795 Pinal County /Bnf=Pinal County Master Srf# Gw00000041053516 Trn#210408101795 Rfb# 578
	04/08	1,450.00	WT Seq101781 Pinal County /Bnf=Pinal County Master Srf# Gw00000041053729 Trn#210408101781 Rfb# 577
	04/22	143,861.22	WT Seq#96892 Pinal County /Bnf=Pinal County Master Srf# Gw00000041381566 Trn#210422096892 Rfb# 581
	04/22	423.78	WT Seq#96883 Pinal County /Bnf=Pinal County Master Srf# Gw00000041381565 Trn#210422096883 Rfb# 580
	04/29	62,525.00	WT Seq120871 Pinal County /Bnf=Pinal County Master Srf# Gw00000041548732 Trn#210429120871 Rfb# 583
		\$286,530.51	Total electronic debits/bank debits
		\$286,530.51	Total debits

Daily ledger balance summary

Date	Balance	Date	Balance	Date	Balance
03/31	1.81	04/12	14,624.14	04/22	5.78
04/01	3,020.63	04/13	15,752.87	04/23	6,319.07
04/02	11,661.69	04/14	22,721.78	04/26	11,819.44
04/05	18,792.77	04/15	29,050.42	04/27	20,649.74
04/06	28,668.91	04/16	44,415.67	04/28	29,874.11
04/07	43,406.99	04/19	48,303.10	04/29	460.15
04/08	24.50	04/20	52,850.54	04/30	12,533.20
04/09	13,351.97	04/21	66,718.83		
Average daily ledger balance		\$21,550.77			

Superstition Fire & Medical District

Balance Sheet

As of 4/30/2021

FUND: (100) General Fund

Assets

Current Assets

Fund Cash - General (M&O)
Payroll Account
Petty Cash - Accounting
Due From other funds
Total Current Assets

\$14,696,393.30
(10,997,214.68)
100.00
1,632,401.21

} \$3,699,278.62 ^Q

\$5,331,679.83

Total Assets

\$5,331,679.83

Liabilities and Equity

Current Liabilities

Sales Tax Payable
Disability Insurance-Voluntary Long Term
Life Insurance - Voluntary Supplemental
AFLAC
Total Current Liabilities

\$70.80
(2,252.82)
(1,610.89)
7,134.29

\$3,341.38

Total Liabilities

\$3,341.38

Equity


Fund Balance - General Fund
Current Year Profit/Loss
Total Equity

\$3,117,104.66
2,211,233.79

5,328,338.45

Total Liabilities and Equity

\$5,331,679.83



Manage your account online at : www.chase.com/cardhelp

Customer Service: 1-800-945-2028

Mobile: Download the Chase Mobile® app today

May 2021						
S	M	T	W	T	F	S
25	26	27	28	29	30	1
2	3	4	5	6	7	8
9	10	11	12	13	14	15
16	17	18	19	20	21	22
23	24	25	26	27	28	29
30	31	1	2	3	4	5

New Balance
\$21,755.05
 Minimum Payment Due
\$4,351.00
 Payment Due Date
05/04/21

Late Payment Warning: If we do not receive your minimum payment by the due date, you may have to pay a late fee, and existing and new balances may become subject to the Default APR.
Minimum Payment Warning: Enroll in Auto-Pay and avoid missing a payment. To enroll, go to www.chase.com

ACCOUNT SUMMARY

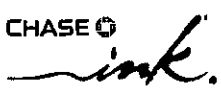
Account Number: 4246 3152 5232 6481

Previous Balance	\$9,100.53
Payment, Credits	-\$9,132.59
Purchases	+\$21,787.11
Cash Advances	\$0.00
Balance Transfers	\$0.00
Fees Charged	\$0.00
Interest Charged	\$0.00
New Balance	\$21,755.05
Opening/Closing Date	03/11/21 - 04/10/21
Credit Limit	\$50,000
Available Credit	\$28,244
Cash Access Line	\$2,500
Available for Cash	\$2,500
Past Due Amount	\$0.00
Balance over the Credit Limit	\$0.00

100F (R)
 \$10,958.95

VENDOR #
 ACCOUNT #
 APPROVAL
 DATE PAID 05/04/21
 WARRANT #
 31027

0000001 FIS33339 C 1 Y 9 10 21/04/10 Page 1 of 3 06630 MA DA 83242 10010000010005924201



P.O. BOX 15123
 WILMINGTON, DE 19850-5123
 For Undeliverable Mail Only

Make your payment at chase.com/paycard

424631525232648100435100021755050000000004

Payment Due Date: 05/04/21
 New Balance: \$21,755.05
 Minimum Payment: \$4,351.00
 Account number: 4246 3152 5232 6481

\$ _____ Amount Enclosed
 Make/Mail to Chase Card Services at the address below:

83242 BEX 9 10021 C
 ROGER WOOD
 SUPERSTITION FIRE
 565 N IDAHO RD
 APACHE JUNCTION AZ 85119-4014

CARDMEMBER SERVICE
 PO BOX 6294
 CAROL STREAM IL 60197-6294

⑆5000 160 28⑆ 1595 2523 2648 15⑆



ACCOUNT ACTIVITY

Date of Transaction	Merchant Name or Transaction Description	\$ Amount
03/27	Payment ThankYou Image Check	-1,058.75
03/27	Payment ThankYou Image Check	-1,337.05
03/27	Payment ThankYou Image Check	-190.78
03/27	Payment ThankYou Image Check	-6,515.95
04/08	AZ DEPT OF REVENUE TMACCONNEL@AZ AZ	203.28
04/08	PNP AZ DOR TAXFEE info@pointand MI	4.78
	ROGER WOOD TRANSACTIONS THIS CYCLE (CARD 6481) \$8892.47- INCLUDING PAYMENTS RECEIVED	
03/10	THE HOME DEPOT 404 MESA AZ	47.49
	JEFF CRANMER TRANSACTIONS THIS CYCLE (CARD 6549) \$47.49	
03/12	AMZN Mktp US*PH48L77S3 Amzn.com/bill WA	75.62
03/14	ADOBE PHOTOGRAPHY PLAN 408-536-6000 CA	129.83
03/23	Amazon.com*2G2ZC3AK3 Amzn.com/bill WA	50.64
	DANIEL MCKINNEY TRANSACTIONS THIS CYCLE (CARD 6814) \$256.09	
03/10	WEIGHTVEST.COM WEIGHTVEST.CO ID	839.80
	BRETT BROMAN TRANSACTIONS THIS CYCLE (CARD 6630) \$839.80	
03/20	BESTBUYCOM806433731272 888-BESTBUY MN	606.44
03/20	BESTBUYCOM806433731272 888-BESTBUY MN	303.22
03/21	DNH*GODADDY.COM 480-5058855 AZ	159.98
03/22	BESTBUYCOM806433731272 888-BESTBUY MN	151.61
03/25	SMK*SURVEYMONKEY.COM 971-2311154 CA	1,283.04
03/27	Amazon.com*WQ5A15N63 Amzn.com/bill WA	38.35
	ANNA HOTEL TRANSACTIONS THIS CYCLE (CARD 6855) \$2542.64	
04/08	AMZN Mktp US Amzn.com/bill WA	-32.06
03/10	SUMMIT SIGN AND SAFETY 800-786-4035 FL	117.55
03/13	AMZN Mktp US*XB88U8313 Amzn.com/bill WA	62.76
03/15	AMZN Mktp US*LE7S700D3 Amzn.com/bill WA	17.50
03/17	WPSG, INC. 610-8578070 PA	1,054.25
03/17	Amazon.com*2B8K89RE3 Amzn.com/bill WA	142.61
03/17	AMZN Mktp US*NG5TH7W33 Amzn.com/bill WA	1,075.40
03/21	Amazon.com*4W5MK9TH3 Amzn.com/bill WA	73.83
03/22	Bosch Automotive Service 711-8114840 MI	871.32
03/23	Amazon.com*YZ3GH2AN3 Amzn.com/bill WA	339.66
03/23	MOORE INDUSTRIAL WEST CHESTER OH	247.19
03/22	OFFICE DEPOT #5101 800-463-3768 AZ	110.61
03/22	OFFICE DEPOT #5101 800-463-3768 AZ	846.00
03/25	WPY*Texas Outdoors 855-469-3729 TX	2,501.00
03/26	AMZN Mktp US*403S44N53 Amzn.com/bill WA	57.31
03/30	APACHE JUNCTION MVD APACHE JUNCTI AZ	4.00
03/31	1000BULBS.COM 800-624-4488 TX	310.33
04/01	MTECH INC CHICO CA	3,141.15
04/01	AMZN Mktp US*7Z8PN5QX3 Amzn.com/bill WA	96.18
04/03	AMZN Mktp US*LD5U95VT3 Amzn.com/bill WA	69.97
04/02	AMZN Mktp US*6G8H30HY3 Amzn.com/bill WA	81.23
04/04	FEDEX 405711797 800-4633339 TN	29.59
04/03	AMZN Mktp US*5W9TL4E3 Amzn.com/bill WA	38.95
04/07	FIREPENNY 187-729-1197 IL	206.50
04/07	AMZN Mktp US*16UB1I43 Amzn.com/bill WA	39.06
04/07	FIREPENNY 187-729-1197 IL	231.36
04/07	FEDEX 405960863 800-4833339 TN	185.15
04/08	AMZN Mktp US*WF7QR3T33 Amzn.com/bill WA	64.97
	TINA GEROLA TRANSACTIONS THIS CYCLE (CARD 0687) \$11983.37	
03/19	ONE BEAT CPR LEARNING 855-663-2328 FL	1,420.00
03/25	WAL-MART #1381 APACHE JUNCTI AZ	136.19
03/24	OFFICEMAX/DEPOT 6678 APACHE JUNCTI AZ	47.96
04/08	SPEEDWAY 02888 6509 HIGHW SEDONA AZ	50.08
	TINA GEROLA TRANSACTIONS THIS CYCLE (CARD 6473) \$1654.23	

ACCOUNT ACTIVITY (CONTINUED)

Date of Transaction	Merchant Name or Transaction Description	\$ Amount
03/22	United Fire Equipment Co Tucson AZ	152.26
03/25	APPLE.COM/US 800-676-2775 CA	470.18
03/25	APPLE.COM/US 800-676-2775 CA	470.18
03/25	APPLE.COM/US 800-676-2775 CA	470.18
03/25	APPLE.COM/US 800-676-2775 CA	470.18
03/25	APPLE.COM/US 800-692-7753 CA	470.18
03/30	WONDERSHARE SOFTWARE(H HONG KONG	39.99
03/30	WONDERSHARE SOFTWARE(H HONG KONG	59.88
FOX TANNER TRANSACTIONS THIS CYCLE (CARD 2689) \$2603.03		
03/18	STAPLS7326835485000001 877-8267755 NJ	1,171.93
03/23	STAPLS7327090493000001 877-8267755 NJ	55.44
03/24	STAPLS7327211621000001 877-8267755 NJ	101.22
03/24	STAPLS7327211621000002 877-8267755 NJ	146.75
KELLY BARTZ TRANSACTIONS THIS CYCLE (CARD 3849) \$1475.34		
03/11	NATIONAL REGISTRY EMT 614-888-4484 OH	125.00
03/11	NATIONAL REGISTRY EMT 614-888-4484 OH	20.00
DAVID POHLMANN TRANSACTIONS THIS CYCLE (CARD 1439) \$145.00		

2021 Totals Year-to-Date	
Total fees charged in 2021	\$0.00
Total interest charged in 2021	\$0.00

Year-to-date totals do not reflect any fee or interest refunds you may have received.

INTEREST CHARGES

Your Annual Percentage Rate (APR) is the annual interest rate on your account.

Balance Type	Annual Percentage Rate (APR)	Balance Subject To Interest Rate	Interest Charges
PURCHASES			
Purchases	10.24%(v)(d)	- 0 -	- 0 -
CASH ADVANCES			
Cash Advances	19.24%(v)(d)	- 0 -	- 0 -
BALANCE TRANSFERS			
Balance Transfer	10.24%(v)(d)	- 0 -	- 0 -

31 Days in Billing Period

(v) = Variable Rate

(d) = Daily Balance Method (including new transactions)

(a) = Average Daily Balance Method (including new transactions)

Please see Information About Your Account section for the Calculation of Balance Subject to Interest Rate, Annual Renewal Notice, How to Avoid Interest on Purchases, and other important information, as applicable.

*Includes interest charges on Late or Return Payment fees.

**This My Chase Loan has expired. Interest will continue to accrue on this My Chase Loan balance until it is paid in full.



Superstition Fire & Medical District Monthly Pinal County Treasurer's Bank Account Reconciliation

150 General Fund

Reconciliation References:

- A Beginning bank balance
- B Interest Income
- C Current month's deposits
- D Current month's Accounts Payable disbursements
- E Current month's Payroll disbursements
- F Current month's bank ending balance
- G Accounts Payable checks outstanding at month-end
- H Payroll checks outstanding at month-end
- I Electronic / ACH clearing bank account balance at month-end
- J Lockbox bank account balance at month-end
- K Cash Balance per G/L Balance Sheet
- L Chase MasterCard credit card payment – warrant #1130004889 (paid 4/21/2021)



**Superstition Fire & Medical District
Ground Transport (Fund 150) Cash Reconciliation
Fiscal Year 2020 - 2021
4/30/2021**

	Deposits (Cash Receipts)	Cash Disbursements	Book Balance
Book Balance as of: 4/1/2021			<u>\$483,341.95</u> (A)
<u>Activity During the Month</u>			
Journal Entries:			
Interest Income (Expense):	58.72		58.72 (B)
Deposits	285,085.13		285,085.13 (C)
Revenue Transfer			-
Cash Disbursements			
A) Accounts Payable		(111,457.08)	(111,457.08) (D)
B) Payroll Account		(200,740.44)	(200,740.44) (E)
C) Transfer In / Out			-
	<u>\$285,143.85</u>	<u>(312,197.52)</u>	<u>\$456,288.28</u>
<u>Pinal County Bank Balance</u>			
Ending Bank Balance as of: 4/30/2021		Balance from YTD Column	\$ 457,670.59 (F)
Less: Outstanding Warrants		Check #	
		A/P	(45,689.70) (G)
Less: Payroll Transfer in Transit		Payroll	(378.16) (H)
Less: Payroll Transfer in Transit			-
			\$ 411,602.73
		Cash Balance in Payroll Clearing Account	\$ - (I)
		Cash Balance in Electronic / ACH Clearing Account	\$ 12,433.20 (J)
		Cash Balance in LockBox	\$ 18,757.91
			\$ 442,793.84
Prepared by: <u>[Signature]</u> 5/13/21			Balance per B/S \$ 442,793.84 (K)
Reviewed by: <u>[Signature]</u> 5/6/2021			Difference \$ -



Pinal County Treasurer

Monthly Statement

Date Range: 4/1/2021 to 4/30/2021

Account	Period	YTD		
6116421002	Superstition FMD Ground Transport Fund			
Begin Balance:	(A) 483,341.95	275,807.58		
Income:	285,143.85	2,966,202.47		
LOC Advance:	.00	.00		
Expense:	(310,815.21)	(2,784,339.46)	LOC:	.00
LOC Payments:	.00	.00	Warrants Outstanding:	(46,067.86)
Cash Balance:	(F) 457,670.59	457,670.59	End:	411,602.73

Monthly Statement Summary

Source Code	Description	MTDAmount	YTDAmount
6116421002	Superstition FMD Ground Transport Fund	Beginning Balance: 483,341.95	275,807.58
21100.43	Wells Fargo Trust Investment Interest	.05	.54
21100.46	Wells Fargo Investment Investment Interest	7.95	196.04
21100.47	WF Money Market Investment Interest	1.15	37.92
21100.48	WF Brokerage Account Investment Interest	21.80	80.13
21100.55	Multi-Bank Securities Investment Interest	4.79	119.48
21100.70	Vining Sparks Investment Interest	15.92	951.38
21100.80	Stifel Nicolaus & Company Investment Interest	7.06	294.81
73160.0	Deposits	285,085.13	2,956,666.46
73750.0	Revenue Transfer	.00	7,855.71
90000.0	Warrants Redeemed	(111,457.08)	(1,308,159.10)
91000.0	Disbursed by County Treasurer	(199,358.13)	(1,476,180.36)
	Ending Balance:	457,670.59	457,670.59

Monthly Statement Detail

Date	Notes	Doc #	Amount	C/D
6116421002 Superstition FMD Ground Transport Fund			Beginning Balance: 483,341.95	
21100.43	Wells Fargo Trust Investment Interest		Source Code Total: .05	
04/05	Investment Interest	0	.05	C
21100.46	Wells Fargo Investment Investment Interest		Source Code Total: 7.95	
04/22	Investment Interest	0	7.95	C
21100.47	WF Money Market Investment Interest		Source Code Total: 1.15	
04/01	Investment Interest	0	1.15	C
21100.48	WF Brokerage Account Investment Interest		Source Code Total: 21.80	
04/01	Investment Interest	0	.80	C
04/08	Investment Interest	0	7.72	C
04/09	Investment Interest	0	.75	C
04/15	Investment Interest	0	3.01	C
04/21	Investment Interest	0	7.11	C
04/23	Investment Interest	0	2.41	C
21100.55	Multi-Bank Securities Investment Interest		Source Code Total: 4.79	
04/21	Investment Interest	0	1.52	C
04/22	Investment Interest	0	1.81	C
04/30	Investment Interest	0	1.46	C
21100.70	Vining Sparks Investment Interest		Source Code Total: 15.92	
04/05	Investment Interest	0	1.13	C
04/08	Investment Interest	0	9.06	C
04/29	Investment Interest	0	5.73	C
21100.80	Stifel Nicolaus & Company Investment Interest		Source Code Total: 7.06	
04/09	Investment Interest	0	1.14	C
04/13	Investment Interest	0	4.78	C
04/14	Investment Interest	0	1.14	C
73160.0	Deposits		Source Code Total: 285,085.13	



Pinal County Treasurer

Monthly Statement

Date Range: 4/1/2021 to 4/30/2021

04/08 WIRED MONEY TO GROUND TRANSPORT FUND	0	77,625.00	C
04/22 WIRED MONEY TO GROUND TRANSPORT FUND	0	143,861.22	C
04/29 WIRED MONEY TO GROUND TRANSPORT FUND	0	62,525.00	C
04/30 150.10.42125.10 UofA Health/inv 6397/ck 894655	0	1,073.91	C
90930.0 Warrants Redeemed		Source Code Total: (111,457.08)	
04/01 Paid Warrants	0	(199.68)	D
04/02 Paid Warrants	0	(5,275.06)	D
04/05 Paid Warrants	0	(14,554.76)	D
04/06 Paid Warrants	0	(95.23)	D
04/07 Paid Warrants	0	(4,462.29)	D
04/08 Paid Warrants	0	(2,442.96)	D
04/09 Paid Warrants	0	(18,663.84)	D
04/12 Paid Warrants	0	(466.67)	D
04/13 Paid Warrants	0	(937.03)	D
04/14 Paid Warrants	0	(1,334.63)	D
04/15 Paid Warrants	0	(10,788.69)	D
04/16 Paid Warrants	0	(665.93)	D
04/19 Paid Warrants	0	(6.79)	D
04/20 Paid Warrants	0	(1,311.26)	D
04/21 Paid Warrants	0	(125.00)	D
04/22 Paid Warrants	0	(2,228.63)	D
04/23 Paid Warrants	0	(403.89)	D
04/26 Paid Warrants	0	(1,449.71)	D
04/27 Paid Warrants	0	(5,369.42)	D
04/28 Paid Warrants	0	(34,159.90)	D
04/29 Paid Warrants	0	(4,958.24)	D
04/30 Paid Warrants	0	(1,557.47)	D
91220.0 Disbursed by County Treasurer		Source Code Total: (199,358.13)	
04/01 Amb Employees Payroll Direct Deposit	0	(32,902.42)	D
04/01 Amb District Fed & State P/R Taxes	0	(13,829.27)	D
04/01 Amb District 457, union dues , pac	0	(6,338.96)	D
04/01 Amb HSA	0	(1,640.15)	D
04/01 Amb ASRS	0	(13,123.88)	D
04/15 AMB Employees Payroll Direct Deposit	0	(63,481.05)	D
04/29 AMB EMPLOYEES PAYROLL DIRECT DEPOSIT	0	(68,042.40)	D

6116421002 Superstition FMD Ground Transport Fund **Ending Balance: 457,670.59**

Warrant Detail

Payee Name	Warrant	Amount	Issue Dt	Status Dt	Voucher
6116421002 Superstition FMD Ground Transport Fund					Account Total: 157,524.94
Fund: 1130					Fund Total: 156,142.63
Status: OUTS					Status Total: 45,689.70 6
BEVERLY J MILLS	1130004527	20.00	12/16/20	12/16/20	
CITY OF MESA	1130004599	1,680.75	01/07/21	01/07/21	
JOSEPHINE L BAXTER RP	1130004701	1.25	02/17/21	02/17/21	
JOSEPHINE L BAXTER RP	1130004702	1.25	02/17/21	02/17/21	
MARY W RYAN	1130004778	50.00	03/10/21	03/10/21	
WILLIAM H HANCOCK	1130004779	2.06	03/10/21	03/10/21	
BLUE CROSS BLUE SHIELD	1130004780	87.11	03/10/21	03/10/21	
ARIZONA PHYSICIANS IPA INC	1130004788	387.63	03/10/21	03/10/21	
HEALTH CHOICE ARIZONA	1130004791	583.83	03/10/21	03/10/21	
CITY ELECTRICAL CONTRACTOR, LLC	1130004837	986.75	03/31/21	03/31/21	
UMR	1130004855	82.13	04/07/21	04/07/21	
HEALTH CHOICE ARIZONA	1130004857	13.48	04/07/21	04/07/21	
HEALTH CHOICE ARIZONA	1130004860	616.14	04/07/21	04/07/21	
HEALTH CHOICE ARIZONA	1130004862	613.31	04/07/21	04/07/21	
HEALTH CHOICE ARIZONA	1130004864	607.16	04/07/21	04/07/21	



Pinal County Treasurer

Monthly Statement

Date Range: 4/1/2021 to 4/30/2021

HEALTH CHOICE ARIZONA	1130004865	614.70	04/07/21	04/07/21
HEALTH CHOICE ARIZONA	1130004866	622.08	04/07/21	04/07/21
HEALTH CHOICE ARIZONA	1130004867	636.32	04/07/21	04/07/21
APACHE JUNCTION UNIFIED	1130004881	1,333.45	04/21/21	04/21/21
WATER UTILITIES COMM FD DBA	1130004882	95.87	04/21/21	04/21/21
AMERICAN SAFETY & HEALTH	1130004885	340.52	04/21/21	05/03/21
BUD'S BULK ICE SERVICE, INC	1130004888	76.75	04/21/21	05/03/21
CITY OF APACHE JUNCTION	1130004890	2,060.08	04/21/21	05/03/21
CITY OF MESA	1130004891	122.00	04/21/21	05/03/21
GALLOWAY ASSET MANAGEMENT, LLC	1130004894	237.50	04/21/21	04/21/21
PROFESSIONAL SALES & SERVICE	1130004897	135.13	04/21/21	04/21/21
PROPHET NETWORK INTEGRATION,IN	1130004902	676.03	04/21/21	04/21/21
SUPERSTITION SAFETY SERV, LLC	1130004906	266.67	04/21/21	04/21/21
WATER UTILITIES COMM FD DBA	1130004912	22.21	04/28/21	04/28/21
ARIZONA WATER COMPANY, INC.	1130004913	22.19	04/28/21	04/28/21
AZ DPS	1130004914	22.00	04/28/21	04/28/21
AT&T CORP	1130004915	426.85	04/28/21	04/28/21
CITY OF MESA	1130004916	14,606.92	04/28/21	04/28/21
CTS	1130004917	63.57	04/28/21	04/28/21
STANDARD INSURANCE COMPANY	1130004918	683.88	04/28/21	04/28/21
SOUTHWEST GROUND CONTROL, LLC	1130004919	338.35	04/28/21	04/28/21
MATLICK ENTERPRISES INC DBA	1130004920	1,382.60	04/28/21	04/28/21
UNITED HEALTHCARE INSURANCE CO	1130004921	14,466.52	04/28/21	04/28/21
WAXIE'S ENTERPRISES, INC	1130004922	704.66	04/28/21	04/28/21

Status: PAID

Status Total: 110,452.93

HEALTH CHOICE ARIZONA	1130004525	544.76	12/16/20	04/02/21
HEALTH CHOICE ARIZONA	1130004572	515.81	12/28/20	04/02/21
HEALTH CHOICE ARIZONA	1130004574	593.94	12/28/20	04/02/21
HEALTH CHOICE ARIZONA	1130004576	540.19	12/28/20	04/02/21
HEALTH CHOICE ARIZONA	1130004577	596.99	12/28/20	04/02/21
HEALTH CHOICE ARIZONA	1130004579	579.70	12/28/20	04/02/21
HEALTH CHOICE ARIZONA	1130004580	607.74	12/28/20	04/02/21
MARTHA C HAMMOND	1130004703	95.23	02/17/21	04/06/21
MRS. P L HUTCHISON	1130004704	21.42	02/17/21	04/29/21
AHCCC	1130004782	198.00	03/10/21	04/14/21
BLUE CROSS BLUE SHIELD	1130004783	1,449.71	03/10/21	04/26/21
BARBARA A RUPPE	1130004785	21.00	03/10/21	04/14/21
OPTUMCARE	1130004786	296.45	03/10/21	04/23/21
SHOPPERS SUPPLY, LLC	1130004793	61.29	03/10/21	04/15/21
AZ DEPT OF HEALTH SERVICES	1130004796	250.00	03/10/21	04/20/21
APACHE JUNCTION UNIFIED	1130004798	1,298.61	03/17/21	04/05/21
AETNA BEHAVIORAL HEALTH, LLC	1130004810	199.68	03/24/21	04/01/21
WATER UTILITIES COMM FD DBA	1130004811	19.06	03/24/21	04/02/21
CITY OF MESA	1130004818	14,657.76	03/24/21	04/09/21
DELTA DENTAL OF ARIZONA	1130004819	944.15	03/24/21	04/02/21
MOUNTAIN VISTA MEDICAL CENTER	1130004823	718.35	03/24/21	04/20/21
PITNEY BOWES	1130004824	46.85	03/24/21	04/05/21
PROPHET NETWORK INTEGRATION,IN	1130004825	332.72	03/24/21	04/02/21
UNITED HEALTHCARE INSURANCE CO	1130004828	13,209.30	03/24/21	04/05/21
AA COOLING AND HEATING LLC	1130004830	466.67	03/31/21	04/12/21
ARIZONA WATER COMPANY, INC.	1130004831	23.94	03/31/21	04/09/21
ARIZONAWATERCONDITIONING DBA	1130004832	129.85	03/31/21	04/20/21
AT&T CORP	1130004833	426.80	03/31/21	04/08/21
BPCWS, PLLC	1130004834	2,541.41	03/31/21	04/07/21
ELLIOTT AUTO SUPPLY CO, INC.	1130004835	663.26	03/31/21	04/09/21
FIFTH CALL AUTO & INDUSTRIAL	1130004836	82.82	03/31/21	04/15/21
MASTERS PEST CONTROL	1130004838	118.63	03/31/21	04/07/21
MEDIACOM	1130004839	1,716.36	03/31/21	04/09/21
MEDIACOM	1130004840	194.34	03/31/21	04/09/21
PROPHET NETWORK INTEGRATION,IN	1130004841	1,283.18	03/31/21	04/09/21
REDBURN TIRE COMPANY, INC.	1130004842	656.21	03/31/21	04/08/21
RIGHT AWAY DISPOSAL, LLC	1130004843	104.03	03/31/21	04/20/21



Pinal County Treasurer

Monthly Statement

Date Range: 4/1/2021 to 4/30/2021

SALT RIVER PROJECT	1130004844	919.55	03/31/21	04/08/21	
SOUTHWEST GAS CORPORATION	1130004845	90.44	03/31/21	04/08/21	
STANDARD INSURANCE COMPANY	1130004846	719.28	03/31/21	04/07/21	
STRYKER SALES CORPORATION	1130004847	299.72	03/31/21	04/07/21	
MATLICK ENTERPRISES INC DBA	1130004848	151.97	03/31/21	04/07/21	
WAXIE'S ENTERPRISES, INC	1130004849	631.28	03/31/21	04/07/21	
ARIZONA WATER COMPANY, INC.	1130004850	92.77	04/07/21	04/15/21	
BANNER BAYWOOD MEDICAL CENTER	1130004851	93.90	04/07/21	04/13/21	
CITY OF MESA	1130004852	1,680.75	04/07/21	04/15/21	
ST HELEN AUTO & HARDWARE, INC.	1130004853	6.79	04/07/21	04/19/21	
ROBERT HORNE FORD	1130004854	71.57	04/07/21	04/15/21	
CARE 1ST HEALTH	1130004856	579.83	04/07/21	04/27/21	
TODD R LEWIS	1130004858	102.55	04/07/21	04/15/21	
BANNER UNIVERSITY HEALTH PLANS	1130004859	802.08	04/07/21	04/22/21	
BANNER UNIVERSITY HEALTH PLANS	1130004861	1,022.36	04/07/21	04/22/21	
WILLIAM GREGG	1130004863	119.62	04/07/21	04/14/21	
UNITED HEALTHCARE	1130004868	107.44	04/07/21	04/23/21	
CENTURYLINK	1130004869	310.21	04/07/21	04/14/21	
RIGHT AWAY DISPOSAL, LLC	1130004870	109.03	04/07/21	04/20/21	
SAN TAN FORD	1130004871	843.13	04/07/21	04/13/21	
WEX BANK, INC.	1130004872	665.93	04/07/21	04/16/21	
GARY A. SMITH, MD, PLLC	1130004873	3,750.00	04/07/21	04/15/21	
SUPERSTITION MOUNTAINS CFD #1	1130004874	85.80	04/07/21	04/14/21	
VECTOR SOLUTIONS	1130004875	4,666.33	04/07/21	04/15/21	
MATLICK ENTERPRISES INC DBA	1130004876	350.00	04/07/21	04/14/21	
UNIFIRST CORPORATION	1130004877	280.61	04/07/21	04/15/21	
UNITED STATES POSTAL SERVICE	1130004878	250.00	04/07/21	04/14/21	
ARMSTRONG HEATING AND HEATING LLC	1130004879	116.67	04/21/21	04/29/21	
AETNA BEHAVIORAL HEALTH, LLC	1130004880	192.00	04/21/21	04/28/21	
APACHE OXY-MED INC DBA	1130004883	788.00	04/21/21	04/29/21	
ARIZONA WATER COMPANY, INC.	1130004884	140.11	04/21/21	04/30/21	
BRENDEN ESPIE	1130004886	145.84	04/21/21	04/29/21	
BOUND TREE MEDICAL LLC	1130004887	13,784.70	04/21/21	04/28/21	
CHASE	1130004889	2,324.48	04/21/21	04/27/21	
DELTA DENTAL OF ARIZONA	1130004892	944.15	04/21/21	04/30/21	
DELTA DENTAL INSURANCE COMPANY	1130004893	111.81	04/21/21	04/29/21	
LIBERTY WATER COMPANY, INC.	1130004895	38.41	04/21/21	04/27/21	
BRADY HARMON	1130004896	132.18	04/21/21	04/28/21	
ADVANCED DATA PROCESSING, INC	1130004898	18,548.40	04/21/21	04/28/21	
KANSAS STATE BANK OF MANHATTAN	1130004899	79.20	04/21/21	04/28/21	
MEDIACOM	1130004900	49.99	04/21/21	04/28/21	
CADWELL IRREVOCABLE TRUST III	1130004901	132.17	04/21/21	04/28/21	
PHOENIX TECHNOLOGY SOLUTIONS	1130004903	33.00	04/21/21	04/30/21	
RALPH ANDERSEN & ASSOCIATES	1130004904	3,566.66	04/21/21	04/29/21	
STRYKER SALES CORPORATION	1130004905	950.39	04/21/21	04/28/21	
TELEFLEX LLC	1130004907	2,426.70	04/21/21	04/27/21	
TOSHIBA BUSINESS SOLUTIONS, INC	1130004908	112.26	04/21/21	04/28/21	
VERIZON WIRELESS SERVICES LLC	1130004909	440.21	04/21/21	04/30/21	
VISION SERVICE PLAN	1130004910	178.61	04/21/21	04/28/21	
WAXIE'S ENTERPRISES, INC	1130004911	207.84	04/21/21	04/29/21	
Fund: 1131					Fund Total: 1,382.31
Status: OUTS					Status Total: 378.16 (H)
TRUST ACCOUNT OF JAMES R. VAUGHN, PC	1131000583	253.16	04/16/21	04/29/21	
AZ FF RETIREE HEALTH TRUST FUND	1131000584	125.00	04/16/21	04/29/21	
Status: PAID					Status Total: 1,004.15
TRUST ACCOUNT OF JAMES R. VAUGHN, PC	1131000579	349.96	04/02/21	04/08/21	
AZ FF RETIREE HEALTH TRUST FUND	1131000580	125.00	04/02/21	04/09/21	
TRUST ACCOUNT OF JAMES R. VAUGHN, PC	1131000581	404.19	04/16/21	04/22/21	
AZ FF RETIREE HEALTH TRUST FUND	1131000582	125.00	04/16/21	04/21/21	
Count		Amount			
Total OUTS:	41	46,067.86			



Pinal County Treasurer

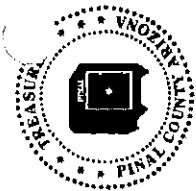
Monthly Statement

Date Range: 4/1/2021 to 4/30/2021

Total PAID:

91

111,457.08



Pinal County Treasurer

Pending Treasurer Receipt

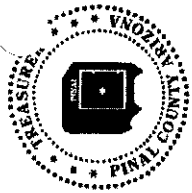
Control No. 360784

<p>Treasurer's Office Use</p> <p>Receipt No.: _____</p> <p>Posted By: _____</p>
--

Receipt Date: 4/8/2021 Cash: \$0.00 Submitted By: JenniferBurke1
 Total Amount: \$77,625.00 Check: \$0.00 Department: Superstition Fire & Medical District
 Wire/Direct Deposit: \$77,625.00
 Credit Card: \$0.00

GL	Source	Cost	Object	Subsid	Subled	Type	Notes	Amount
6116421002	73160.0						WIRED MONEY TO GROUND TRANSPORT FUND	\$77,625.00

C-1



Pinal County Treasurer

Pending Treasurer Receipt

Control No. 361394

Treasurer's Office Use

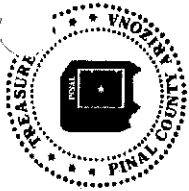
Receipt No.:

Posted By:

Receipt Date: 4/22/2021 Cash: \$0.00 Submitted By: JenniferBurke1
 Total Amount: \$143,861.22 Check: \$0.00 Department: Superstition Fire & Medical District
 Wire/Direct Deposit: \$143,861.22
 Credit Card: \$0.00

GL	Source	Cost	Object	Subsid	Subsid	Subled	Type	Notes	Amount
6116421002	73160.0							WIRED MONEY TO GROUND TRANSPORT FUND	\$143,861.22

C.2



Control No. 361692

Pinal County Treasurer Pending Treasurer Receipt

Treasurer's Office

Receipt No.:

Posted By:

Receipt Date: 4/29/2021 Cash: \$0.00 Submitted By: JenniferBurke1
 Total Amount: \$62,525.00 Check: \$0.00 Department: Superstition Fire & Medical District
 Wire/Direct Deposit: \$62,525.00
 Credit Card: \$0.00

GL	Source	Cost	Object	Subsid	Subled	Type	Notes	Amount
6116421002	73160.0						WIRED MONEY TO GROUND TRANSPORT FUND	\$62,525.00

C-3

Superstition Fire & Medical District

AR Payment Register (Detail)

Bank ID: Equal To M

Check No. / Payment ID	Payee Name / Customer Name	Invoice No. / Account Number	Amount Paid
E : M - GROUND TRANSPORT FUND CHECKING			
DEPOSIT: 2,955	DATE: 04/29/21		
894655	UofA Health /inv 6397/ck894655 (ONETIMECUST)	Check Invoice : 006397	\$1,073.91 \$1,073.91
		CHECK # 894655 TOTAL:	\$1,073.91
		DEPOSIT 2,955 TOTAL:	\$1,073.91
		TOTAL FOR BANK ID: M	\$1,073.91
		GRAND TOTAL OF ALL CHECKS:	\$1,073.91
		GRAND TOTAL OF ALL CREDIT CARDS:	\$0.00
		GRAND TOTAL OF ALL CASH:	\$0.00
		GRAND TOTAL OF ALL EFT:	\$0.00
		GRAND TOTAL OF ALL PAYMENTS:	\$1,073.91
		GRAND TOTAL OF ALL ADJUSTMENTS:	\$0.00
		COMBINED TOTAL:	\$1,073.91

ch

Superstition F. Medical District
GL Account Ledger - Detail By Period
4/1/2021 through 4/30/2021

5/3/21
3:20:49 PM

Batch	Journal	Entry #	Date	Job	Document	Description	Debits	Credits	Balance
150-10-10150-10									
18189	PR	787860	04/02/21		579 - 5135	Payroll Multiple Frequencies 3/28/2021	-	39,716.34	(\$1,291,821.36)
18190	J	787880	04/02/21		RE70	Paydate 040221 Rcls	-	13,829.27	(1,331,537.70)
18190	J	787884	04/02/21		RE70	Paydate 040221 Rcls	-	1,640.15	(1,345,366.97)
18190	J	787891	04/02/21		RE70	Paydate 040221 Rcls	-	13,123.88	(1,347,007.12)
18202	PR	788207	04/16/21		581 - 5173	Payroll Multiple Frequencies 4/11/2021	-	37,510.85	(1,360,131.00)
18203	J	788228	04/16/21		RE70	Paydate 041621 Rcls	-	12,612.00	(1,397,641.85)
18203	J	788232	04/16/21		RE70	Paydate 041621 Rcls	-	1,640.15	(1,410,253.86)
18203	J	788239	04/16/21		RE70	Paydate 041621 Rcls	-	12,247.24	(1,411,894.00)
18229	PR	788901	04/30/21		583 - 5211	Payroll Multiple Frequencies 4/25/2021	-	39,963.81	(1,424,141.24)
18243	J	789044	04/30/21		RE70	Paydate 043021 Rcls	-	13,709.56	(1,464,105.05)
18243	J	789048	04/30/21		RE70	Paydate 043021 Rcls	-	1,640.15	(1,477,814.61)
18243	J	789055	04/30/21		RE70	Paydate 043021 Rcls	-	13,107.04	(1,479,454.76)
PAYROLL ACCOUNT (TRANSPORT) TOTALS:							\$0.00	\$200,740.44	(\$1,492,561.80)

TOTAL OF LEDGER:

\$0.00

\$200,740.44

(\$1,492,561.80)

(E)

Commercial Checking Acct Public Funds

Account number: 4942920083 ■ April 1, 2021 - April 30, 2021 ■ Page 1 of 7



SUPERSTITION FIRE & MEDICAL DISTRICT
GROUND TRANSPORTATION
565 N IDAHO RD
APACHE JUNCTION AZ 85119-4014

Questions?

Call your Customer Service Officer or Client Services
1-800-AT WELLS (1-800-289-3557)
5:00 AM TO 6:00 PM Pacific Time Monday - Friday

Online: wellsfargo.com

Write: Wells Fargo Bank, N.A. (182)
PO Box 63020
San Francisco, CA 94163

Account summary

Commercial Checking Acct Public Funds

100F
100⁰²

150F
12433²⁰ (I)

Account number	Beginning balance	Total credits	Total debits	Ending balance
4942920083	\$1.81	\$299,061.90	-\$286,530.51	\$12,533.20

Credits

Electronic deposits/bank credits

Effective date	Posted date	Amount	Transaction detail
04/01		265.00	Merchant Service Merch Dep 210331 8029396648 Superstition Fire and
04/01		1,713.77	Noridian Azutmt Hcclaimpmt 210330 1184003220 TRN*1*893213723*1450173185~
04/01		450.28	Aetna H09 Hcclaimpmt 1184003220 TRN*1*160329210245699*1066033492\
04/01		252.77	Hnb - Echo Hcclaimpmt 210401 xxxxx1208 TRN*1*992467706*1341858379\
04/01		198.25	Hhp Texas Hcclaimpmt 210401 362703 TRN*1*011840012906440*1610994632\
04/01		138.75	Hnb - Echo Hcclaimpmt 210401 xxxxx1208 TRN*1*992467707*1341858379\
04/02		677.39	Merchant Service Merch Dep 210401 8029396648 Superstition Fire and
04/02		5,366.69	36 Treas 310 Misc Pay 040221 xxxxx0012 1\lea*1*057694607\
04/02		1,063.43	Hnb - Echo Hcclaimpmt 210402 xxxxx1208 TRN*1*992562804*1341858379\
04/02		1,052.08	Hnb - Echo Hcclaimpmt 210402 xxxxx1208 TRN*1*992562888*1341858379\
04/02		410.68	Aetna A04 Hcclaimpmt 1184003220 TRN*1*821089000272806*1066033492\
04/02		345.37	Palmetto Gba Hcclaimpmt 210401 1184003220 TRN*1*810172988*1571062326~
04/02		110.04	Bcbs of Arizona Hcclaimpmt 210331 1184003220 TRN*1*621106229*1860004538\
04/02		88.87	Shen Life Ins CO Hcclaimpmt xxxxx1208- TRN*1*EFT000012327*1540377280*lasadmn\
04/02		86.39	Aetna AS01 Hcclaimpmt 1184003220 TRN*1*821089000272805*1066033492\
04/02		85.63	Ahcccs Programma Hcclaimpmt 210331 202103311566316 TRN*1*202103311566316*1866004791*Fqmb
04/05		100.00	Merchant Service Merch Dep 210402 8029396648 Superstition Fire and

Electronic deposits/bank credits (continued)

Effective date	Posted date	Amount	Transaction detail
	04/05	3,409.20	36 Treas 310 Misc Pay 040521 xxxxx0012 003*210304\SE*27*100836318\GE*1*57740518\lea*1*05
	04/05	2,030.17	Noridian Azutmt Hcclaimpmt 210401 1184003220 TRN*1*893219097*1450173185~
	04/05	500.00	Pnp Billpayment 033121Sett 210405 6500 Apache Junction Fire D
	04/05	396.74	Uhcoregon Hcclaimpmt 041001034170620 TRN*1*3330368*1930938819*WA02~
	04/05	297.25	Humana Cha Disb Hcclaimpmt 210405 362703 TRN*1*014840102270312*1611013183\
	04/05	207.69	Humana Ins CO Hcclaimpmt 210405 362703 TRN*1*001290056226061*1391263473\
	04/05	98.45	Bcbs of Arizona Hcclaimpmt 210401 1184003220 TRN*1*621843990*1860004538\
	04/05	91.58	Mercy Care Plan Hcclaimpmt 210402 00145658 TRN*1*5778494*1860527381*Altcs General\
	04/06	125.00	Merchant Service Merch Dep 210404 8029396648 Superstition Fire and
	04/06	50.00	Merchant Service Merch Dep 210405 8029396648 Superstition Fire and
	04/06	4,299.40	Noridian Azutmt Hcclaimpmt 210401 1184003220 TRN*1*893223009*1450173185~
	04/06	2,374.12	Hnb - Echo Hcclaimpmt 210406 xxxxx1208 TRN*1*992843385*1341858379\
	04/06	1,131.75	Humana Cha Disb Hcclaimpmt 210406 362703 TRN*1*014840102279171*1611013183\
	04/06	561.31	Humana Ins CO Hcclaimpmt 210406 362703 TRN*1*001290056279966*1391263473\
	04/06	450.00	Pnp Billpayment 040121Sett 210406 6500 Apache Junction Fire D
	04/06	388.24	Aetna AS01 Hcclaimpmt 1184003220 TRN*1*882109001004831*1066033492\
	04/06	311.94	Hhp Texas Hcclaimpmt 210406 362703 TRN*1*011840012910261*1610994632\
	04/06	184.38	Hnb - Echo Hcclaimpmt 210406 xxxxx1208 TRN*1*992806384*1341858379\
	04/07	200.00	Merchant Service Merch Dep 210406 8029396648 Superstition Fire and
	04/07	5,306.92	PCS Gen Trust PCS Trust 210407 Gt-0006062 Superstition Fire & ME
	04/07	3,403.76	Noridian Azutmt Hcclaimpmt 210406 1184003220 TRN*1*893226766*1450173185~
	04/07	2,010.03	Mercy Care Plan Hcclaimpmt 210406 00145658 TRN*1*5780623*1860527381*Ahcccs Acute\
	04/07	1,682.82	36 Treas 310 Misc Pay 040721 xxxxx0012 18\GE*1*57816818\lea*1*057816784\
	04/07	1,633.17	Bcbs of Arizona Hcclaimpmt 210405 1184003220 TRN*1*622044358*1860004538\
	04/07	232.20	Bcbs of Arizona Hcclaimpmt 210405 1184003220 TRN*1*622050451*1860004538\
	04/07	180.96	Aetna AS01 Hcclaimpmt 1184003220 TRN*1*882109201013631*1066033492\
	04/07	88.22	Cigna Hcclaimpmt 040321 1184003220 TRN*1*210403090045602*1591031071\



Electronic deposits/bank credits (continued)

Effective date	Posted date	Amount	Transaction detail
	04/08	31,925.00	WT Seq101774 Superstition Fire & Med /Org=Superstition Fire & Medical Distri Srf# Gb00000041053727 Trn#210408101774 Rfb# 576
	04/08	475.00	Merchant Service Merch Dep 210407 8029396648 Superstition Fire and
	04/08	1,212.44	Hnb - Echo Hcclaimpmt 210408 xxxxx1208 TRN*1*993029150*1341858379\
	04/08	1,067.20	Hnb - Echo Hcclaimpmt 210408 xxxxx1208 TRN*1*993029294*1341858379\
	04/08	349.06	Optumcare Hcclaimpmt 041001035069368 TRN*1*3428297*1272337487*Lp01-
	04/08	275.12	Humana Cha Disb Hcclaimpmt 210408 362703 TRN*1*014840102285759*1611013183\
	04/08	195.00	Bcbs of Arizona Hcclaimpmt 210406 1184003220 TRN*1*622091997*1860004538\
	04/08	193.69	Aetna AS01 Hcclaimpmt 1184003220 TRN*1*821095000484451*1066033492\
	04/09	1,684.70	Merchant Service Merch Dep 210408 8029396648 Superstition Fire and
	04/09	7,756.49	36 Treas 310 Misc Pay 040921 xxxxx0012 Ys\Dtm*003*200911\SE*72*100969900\GE*1*57874100\
	04/09	2,422.43	Ahcccs Programma Hcclaimpmt 210407 202104071592884 TRN*1*202104071592884*1866004791*Ffsv
	04/09	649.09	Bcbsaz Claims Hcclaimpmt 210408 202100537232723 TRN*1*280659*1860004538*57675\
	04/09	630.08	Noridian Azutmt Hcclaimpmt 210407 1184003220 TRN*1*893233803*1450173185~
	04/09	184.68	Hnb - Echo Hcclaimpmt 210409 xxxxx1208 TRN*1*993129024*1341858379\
	04/12	356.42	Merchant Service Merch Dep 210409 8029396648 Superstition Fire and
	04/12	75.00	Merchant Service Merch Dep 210410 8029396648 Superstition Fire and
	04/12	418.95	Aetna H09 Hcclaimpmt 1184003220 TRN*1*160407210394203*1066033492\
	04/12	224.75	Noridian Azutmt Hcclaimpmt 210408 1184003220 TRN*1*893237516*1450173185~
	04/12	197.05	Bcbs of Arizona Hcclaimpmt 210408 1184003220 TRN*1*622197825*1860004538\
	04/13	46.25	Merchant Service Merch Dep 210412 8029396648 Superstition Fire and
	04/13	730.24	Hnb - Echo Hcclaimpmt 210413 xxxxx1208 TRN*1*993392926*1341858379\
	04/13	240.98	Hhp Texas Hcclaimpmt 210413 362703 TRN*1*011840012912617*1610994632\
	04/13	111.26	Humana Ins CO Hcclaimpmt 210413 362703 TRN*1*001290056422932*1391263473\
	04/14	515.00	Merchant Service Merch Dep 210413 8029396648 Superstition Fire and
	04/14	2,304.58	Cigna Edge Trans Hcclaimpmt 603300280602 TRN*1*603300280602*1591031071~
	04/14	1,899.83	36 Treas 310 Misc Pay 041421 xxxxx0012 Tm*003*210406\SE*24*101090588\GE*1*57994788\lea*1
	04/14	1,065.70	Mercy Care Plan Hcclaimpmt 210413 00145658 TRN*1*5786862*1860527381*Ahcccs Acute\
	04/14	666.27	Bcbs of Arizona Hcclaimpmt 210412 1184003220 TRN*1*622399850*1860004538\
	04/14	305.64	Humana Cha Disb Hcclaimpmt 210414 362703 TRN*1*014840102306780*1611013183\

Electronic deposits/bank credits (continued)

<i>Effective date</i>	<i>Posted date</i>	<i>Amount</i>	<i>Transaction detail</i>
	04/14	163.41	Medisun Claims Hcclaimpmt 210413 202100561380093 TRN*1*285471*1860522728*87568\
	04/14	48.48	Palmetto Gba Hcclaimpmt 210412 1184003220 TRN*1*810257552*1571062326~
	04/15	455.00	Merchant Service Merch Dep 210414 8029396648 Superstition Fire and
	04/15	5,497.87	Noridian Azutmt Hcclaimpmt 210413 1184003220 TRN*1*893248686*1450173185~
	04/15	375.77	Aetna H09 Hcclaimpmt 1184003220 TRN*1*160412210274693*1066033492\
	04/16	2,272.88	Merchant Service Merch Dep 210415 8029396648 Superstition Fire and
	04/16	3,792.57	Noridian Azutmt Hcclaimpmt 210414 1184003220 TRN*1*893252802*1450173185~
	04/16	3,288.40	Aetna AS01 Hcclaimpmt 1184003220 TRN*1*821103000174651*1066033492\
	04/16	3,247.04	Ahcccs Programma Hcclaimpmt 210414 202104141602921 TRN*1*202104141602921*1866004791*Ffsv
	04/16	1,633.17	36 Treas 310 Misc Pay 041621 xxxxx0012 \SE*18*101149337\GE*1*58053537\lea*1*058053503\
	04/16	702.06	Bcsaz Claims Hcclaimpmt 210415 202100576626570 TRN*1*291243*1860004538*62366\
	04/16	429.13	Hnb - Echo Hcclaimpmt 210416 xxxxx1208 TRN*1*993709847*1341858379\
	04/19	100.00	Merchant Service Merch Dep 210416 8029396648 Superstition Fire and
	04/19	25.00	Merchant Service Merch Dep 210417 8029396648 Superstition Fire and
	04/19	1,770.87	Noridian Azutmt Hcclaimpmt 210415 1184003220 TRN*1*893257572*1450173185~
	04/19	1,583.52	Bcbs of Arizona Hcclaimpmt 210415 1184003220 TRN*1*622543590*1860004538\
	04/19	323.78	Pnp Billpayment 041421Sett 210419 6500 Apache Junction Fire D
	04/19	84.26	Hnb - Echo Hcclaimpmt 210419 xxxxx1208 TRN*1*993802214*1341858379\
	04/20	67.86	Merchant Service Merch Dep 210418 8029396648 Superstition Fire and
	04/20	25.00	Merchant Service Merch Dep 210419 8029396648 Superstition Fire and
	04/20	1,086.13	Hnb - Echo Hcclaimpmt 210420 xxxxx1208 TRN*1*993983336*1341858379\
	04/20	745.48	Noridian Azutmt Hcclaimpmt 210416 1184003220 TRN*1*893260723*1450173185~
	04/20	705.89	Humana Cha Disb Hcclaimpmt 210420 362703 TRN*1*014840102326075*1611013183\
	04/20	478.91	Hhp Texas Hcclaimpmt 210420 362703 TRN*1*011840012919391*1610994632\
	04/20	388.09	Humana Ins CO Hcclaimpmt 210420 362703 TRN*1*001290056538612*1391263473\
	04/20	271.30	Humana Cha Disb Hcclaimpmt 210420 362703 TRN*1*014840102322242*1611013183\
	04/20	256.81	Humana Cha Disb Hcclaimpmt 210420 362703 TRN*1*014840102318209*1611013183\
	04/20	163.33	Humana Ins CO Hcclaimpmt 210420 362703 TRN*1*001290056514241*1391263473\
	04/20	160.50	Humana Ins CO Hcclaimpmt 210420 362703 TRN*1*001290056560501*1391263473\

Electronic deposits/bank credits (continued)

Effective date	Posted date	Amount	Transaction detail
	04/20	100.00	Pnp Billpayment 041521Sett 210420 6500 Apache Junction Fire D
	04/20	98.14	Bcbs of Arizona Hcclaimpmt 210416 1184003220 TRN*1*622593686*1860004538\
	04/21	50.00	Merchant Service Merch Dep 210420 8029396648 Superstition Fire and
	04/21	6,709.52	Noridian Azutmt Hcclaimpmt 210420 1184003220 TRN*1*893264256*1450173185~
	04/21	3,644.63	Mercy Care Plan Hcclaimpmt 210420 00145658 TRN*1*5793156*1860527381*Ahcccs Acute\
	04/21	1,495.85	Mercy Care Plan Hcclaimpmt 210420 00145658 TRN*1*5795980*1860527381*Mercy Care Advantage - S
	04/21	1,318.43	Bcbs of Arizona Hcclaimpmt 210419 1184003220 TRN*1*622742408*1860004538\
	04/21	558.43	Medisun Claims Hcclaimpmt 210420 202100599658831 TRN*1*299522*1860522728*88418\
	04/21	91.43	Bcbs of Arizona Hcclaimpmt 210419 1184003220 TRN*1*622748362*1860004538\
	04/22	49,340.00	WT Seq#96877 Superstition Fire & Med /Org=Superstition Fire & Medical Distri Srf# Gb00000041381564 Trn#210422096877 Rfb# 579
	04/22	15,673.58	Merchant Service Merch Dep 210421 8029396648 Superstition Fire and
	04/22	7,363.21	Noridian Azutmt Hcclaimpmt 210421 1184003220 TRN*1*893267196*1450173185~
	04/22	4,360.87	Hnb - Echo Hcclaimpmt 210422 xxxxx1208 TRN*1*994162980*1341858379\
	04/22	488.43	Aetna H09 Hcclaimpmt 1184003220 TRN*1*160419210335710*1066033492\
	04/22	200.09	Bcbs of Arizona Hcclaimpmt 210420 1184003220 TRN*1*622791977*1860004538\
	04/22	145.77	Hnb - Echo Hcclaimpmt 210422 xxxxx1208 TRN*1*994161684*1341858379\
	04/23	333.68	Merchant Service Merch Dep 210422 8029396648 Superstition Fire and
	04/23	1,500.87	Noridian Azutmt Hcclaimpmt 210422 1184003220 TRN*1*893271531*1450173185~
	04/23	1,479.02	36 Treas 310 Misc Pay 042321 xxxxx0012 4*101325727\GE*1*58229927\lea*1*058229893\
	04/23	1,399.22	Bcbs of Arizona Hcclaimpmt 210421 1184003220 TRN*1*622842073*1860004538\
	04/23	1,074.78	Ahcccs Programma Hcclaimpmt 210421 202104211611615 TRN*1*202104211611615*1866004791*Ffsv
	04/23	295.72	Humana Cha Disb Hcclaimpmt 210423 362703 TRN*1*014840102331476*1611013183\
	04/23	230.00	36 Treas 310 Misc Pay 042321 xxxxx0012 101320557\GE*1*58224757\lea*1*058224723\
	04/26	600.00	Merchant Service Merch Dep 210423 8029396648 Superstition Fire and
	04/26	4,408.63	Noridian Azutmt Hcclaimpmt 210423 1184003220 TRN*1*893276402*1450173185~
	04/26	377.44	Mercy Care Plan Hcclaimpmt 210423 00145658 TRN*1*5797012*1860527381*Altcs General\
	04/26	114.30	Humana Ins CO Hcclaimpmt 210426 362703 TRN*1*001290056620413*1391263473\
	04/27	195.00	Merchant Service Merch Dep 210425 8029396648 Superstition Fire and



Electronic deposits/bank credits (continued)

Effective date	Posted date	Amount	Transaction detail
	04/27	100.00	Merchant Service Merch Dep 210426 8029396648 Superstition Fire and
	04/27	3,011.42	Bcbs of Arizona Hcclaimpmt 210423 1184003220 TRN*1*622940484*1860004538\
	04/27	2,300.27	Hnb - Echo Hcclaimpmt 210427 xxxxx1208 TRN*1*994548033*1341858379\
	04/27	1,202.40	Humana Ins CO Hcclaimpmt 210427 362703 TRN*1*001290056644767*1391263473\
	04/27	956.76	Hnb - Echo Hcclaimpmt 210427 xxxxx1208 TRN*1*994547400*1341858379\
	04/27	388.31	Noridian Azutmt Hcclaimpmt 210424 1184003220 TRN*1*893280869*1450173185~
	04/27	256.81	Humana Cha Disb Hcclaimpmt 210427 362703 TRN*1*014840102339655*1611013183\
	04/27	214.97	Hhp Texas Hcclaimpmt 210427 362703 TRN*1*011840012922180*1610994632\
	04/27	204.36	Bcbs of Arizona Hcclaimpmt 210423 1184003220 TRN*1*622943407*1860004538\
	04/28	365.54	Merchant Service Merch Dep 210427 8029396648 Superstition Fire and
	04/28	4,162.11	Bcbs of Arizona Hcclaimpmt 210426 1184003220 TRN*1*623091032*1860004538\
	04/28	3,511.24	Noridian Azutmt Hcclaimpmt 210427 1184003220 TRN*1*893285307*1450173185~
	04/28	674.16	Mercy Care Plan Hcclaimpmt 210427 00145658 TRN*1*5799412*1860527381*Ahcccs Acute\
	04/28	511.32	Bcbsaz Claims Hcclaimpmt 210427 202100637424918 TRN*1*309750*1860004538*67980\
	04/29	26,810.00	WT Seq120830 Superstition Fire & Med /Org=Superstition Fire & Medical Distri Srf# Gb00000041548726 Trn#210429120830 Rfb# 582
	04/29	1,000.00	WT Seq134910 Superstition Fire & Med /Org=Superstition Fire & Medical Distri Srf# Gb00000041551306 Trn#210429134910 Rfb# 584
	04/29	1,600.07	Bcbs of Arizona Hcclaimpmt 210427 1184003220 TRN*1*623146672*1860004538\
	04/29	1,392.55	Noridian Azutmt Hcclaimpmt 210428 1184003220 TRN*1*893290376*1450173185~
	04/29	1,086.13	Hnb - Echo Hcclaimpmt 210429 xxxxx1208 TRN*1*994725242*1341858379\
	04/29	465.53	Aetna H09 Hcclaimpmt 1184003220 TRN*1*160426210420875*1066033492\
	04/29	307.88	Hnb - Echo Hcclaimpmt 210429 xxxxx1208 TRN*1*994717514*1341858379\
	04/29	249.37	Humana Cha Disb Hcclaimpmt 210429 362703 TRN*1*014840102354795*1611013183\
100F	04/29	100.00	Pnp Billpayment 042621Sett 210429 6500 Apache Junction Fire D
	04/29	99.51	Hnb - Echo Hcclaimpmt 210429 xxxxx1208 TRN*1*994691485*1341858379\
	04/30	200.00	Merchant Service Merch Dep 210429 8029396648 Superstition Fire and
	04/30	4,815.53	36 Treas 310 Misc Pay 043021 xxxxx0012 11668\lea*1*058411634\
	04/30	1,649.72	Bcbs of Arizona Hcclaimpmt 210428 1184003220 TRN*1*623192189*1860004538\
	04/30	1,555.60	Bcbs of Arizona Hcclaimpmt 210428 1184003220 TRN*1*623193233*1860004538\
	04/30	1,176.93	Hnb - Echo Hcclaimpmt 210430 xxxxx1208 TRN*1*994811780*1341858379\



Electronic deposits/bank credits (continued)

Effective date	Posted date	Amount	Transaction detail
	04/30	950.19	Cigna Edge Trans Hcclaimpmt 600900488422 TRN*1*600900488422*1591031071~
	04/30	776.62	Noridian Azutmt Hcclaimpmt 210429 1184003220 TRN*1*893295480*1450173185~
	04/30	501.39	Aetna H09 Hcclaimpmt 1184003220 TRN*1*160427210326027*1066033492\
	04/30	373.04	Palmetto Gba Hcclaimpmt 210429 1184003220 TRN*1*810374401*1571062326~
	04/30	74.03	Shen Life Ins CO Hcclaimpmt xxxxx1208- TRN*1*EFT000012393*1540377280*lasadmin\
		\$299,061.90	Total electronic deposits/bank credits
		\$299,061.90	Total credits

Debits

Electronic debits/bank debits

Effective date	Posted date	Amount	Transaction detail
	04/02	645.51	Merchant Service Merch Fee 210331 8029396648 Superstition Fire and
	04/08	77,625.00	WT Seq101795 Pinal County /Bnf=Pinal County Master Srf# Gw00000041053516 Trn#210408101795 Rfb# 578
	04/08	1,450.00	WT Seq101781 Pinal County /Bnf=Pinal County Master Srf# Gw00000041053729 Trn#210408101781 Rfb# 577
	04/22	143,861.22	WT Seq#96892 Pinal County /Bnf=Pinal County Master Srf# Gw00000041381566 Trn#210422096892 Rfb# 581
	04/22	423.78	WT Seq#96883 Pinal County /Bnf=Pinal County Master Srf# Gw00000041381565 Trn#210422096883 Rfb# 580
	04/29	62,525.00	WT Seq120871 Pinal County /Bnf=Pinal County Master Srf# Gw00000041548732 Trn#210429120871 Rfb# 583
		\$286,530.51	Total electronic debits/bank debits
		\$286,530.51	Total debits

Daily ledger balance summary

Date	Balance	Date	Balance	Date	Balance
03/31	1.81	04/12	14,624.14	04/22	5.78
04/01	3,020.63	04/13	15,752.87	04/23	6,319.07
04/02	11,661.69	04/14	22,721.78	04/26	11,819.44
04/05	18,792.77	04/15	29,050.42	04/27	20,649.74
04/06	28,668.91	04/16	44,415.67	04/28	29,874.11
04/07	43,406.99	04/19	48,303.10	04/29	460.15
04/08	24.50	04/20	52,850.54	04/30	12,533.20
04/09	13,351.97	04/21	66,718.83		
Average daily ledger balance		\$21,550.77			

Commercial Checking Acct Public Funds

Account number: 4797829967 ■ April 1, 2021 - April 30, 2021 ■ Page 1 of 2

WELLS
FARGO

SUPERSTITION FIRE & MEDICAL DISTRICT
TRANSPORT LOCKBOX ACCOUNT
565 N IDAHO RD
APACHE JUNCTION AZ 85119-4014

Questions?

Call your Customer Service Officer or Client Services
1-800-AT WELLS (1-800-289-3557)
5:00 AM TO 6:00 PM Pacific Time Monday - Friday

Online: wellsfargo.com

Write: Wells Fargo Bank, N.A. (182)
PO Box 63020
San Francisco, CA 94163

Account summary

Commercial Checking Acct Public Funds

Account number	Beginning balance	Total credits	Total debits	Ending balance
4797829967	\$4,155.18	\$123,677.73	-\$109,075.00	\$18,757.91 J

Credits

Deposits

Effective date	Posted date	Amount	Transaction detail
	04/01	2,002.80	Wholesale Lockbox Deposit Los Angeles Box 845500 Deposit 1
	04/02	7,907.33	Wholesale Lockbox Deposit Los Angeles Box 845500 Deposit 1
	04/05	14,461.49	Wholesale Lockbox Deposit Los Angeles Box 845500 Deposit 1
	04/06	2,274.05	Wholesale Lockbox Deposit Los Angeles Box 845500 Deposit 1
	04/07	1,212.60	Wholesale Lockbox Deposit Los Angeles Box 845500 Deposit 1
	04/08	2,242.96	Wholesale Lockbox Deposit Los Angeles Box 845500 Deposit 1
	04/09	1,707.89	Wholesale Lockbox Deposit Los Angeles Box 845500 Deposit 1
	04/12	11,027.48	Wholesale Lockbox Deposit Los Angeles Box 845500 Deposit 1
	04/13	1,996.30	Wholesale Lockbox Deposit Los Angeles Box 845500 Deposit 1
	04/14	6,988.99	Wholesale Lockbox Deposit Los Angeles Box 845500 Deposit 1
	04/15	4,037.74	Wholesale Lockbox Deposit Los Angeles Box 845500 Deposit 1
	04/16	4,624.85	Wholesale Lockbox Deposit Los Angeles Box 845500 Deposit 1
	04/19	16,108.77	Wholesale Lockbox Deposit Los Angeles Box 845500 Deposit 1
	04/20	195.00	Wholesale Lockbox Deposit Los Angeles Box 845500 Deposit 1
	04/21	5,773.51	Wholesale Lockbox Deposit Los Angeles Box 845500 Deposit 1
	04/22	5,847.24	Wholesale Lockbox Deposit Los Angeles Box 845500 Deposit 1
	04/23	953.71	Wholesale Lockbox Deposit Los Angeles Box 845500 Deposit 1
	04/26	15,843.75	Wholesale Lockbox Deposit Los Angeles Box 845500 Deposit 1
	04/27	8,465.39	Wholesale Lockbox Deposit Los Angeles Box 845500 Deposit 1



Deposits (continued)

<i>Effective date</i>	<i>Posted date</i>	<i>Amount</i>	<i>Transaction detail</i>
	04/28	250.00	Wholesale Lockbox Deposit Los Angeles Box 845500 Deposit 1
	04/29	9,755.88	Wholesale Lockbox Deposit Los Angeles Box 845500 Deposit 1
		\$123,677.73	Total deposits
		\$123,677.73	Total credits

Debits

Electronic debits/bank debits

<i>Effective date</i>	<i>Posted date</i>	<i>Amount</i>	<i>Transaction detail</i>
	04/08	31,925.00	WT Seq101774 Superstition Fire & Med /Bnf=Superstition Fire & Medical Distri Srf# Gb00000041053727 Trn#210408101774 Rfb# 576
	04/22	49,340.00	WT Seq#96877 Superstition Fire & Med /Bnf=Superstition Fire & Medical Distri Srf# Gb00000041381564 Trn#210422096877 Rfb# 579
	04/29	26,810.00	WT Seq120830 Superstition Fire & Med /Bnf=Superstition Fire & Medical Distri Srf# Gb00000041548726 Trn#210429120830 Rfb# 582
	04/29	1,000.00	WT Seq134910 Superstition Fire & Med /Bnf=Superstition Fire & Medical Distri Srf# Gb00000041551306 Trn#210429134910 Rfb# 584
		\$109,075.00	Total electronic debits/bank debits
		\$109,075.00	Total debits

Daily ledger balance summary

<i>Date</i>	<i>Balance</i>	<i>Date</i>	<i>Balance</i>	<i>Date</i>	<i>Balance</i>
03/31	4,155.18	04/12	15,066.78	04/21	54,791.94
04/01	6,157.98	04/13	17,063.08	04/22	11,299.18
04/02	14,065.31	04/14	24,052.07	04/23	12,252.89
04/05	28,526.80	04/15	28,089.81	04/26	28,096.64
04/06	30,800.85	04/16	32,714.66	04/27	36,562.03
04/07	32,013.45	04/19	48,823.43	04/28	36,812.03
04/08	2,331.41	04/20	49,018.43	04/29	18,757.91
04/09	4,039.30				
Average daily ledger balance		\$22,541.27			

Superstition Fire & Medical District

Balance Sheet

As of 4/30/2021

FUND: (150) Not Defined

Assets

Current Assets

Fund Cash (Transport)	\$1,935,355.64	
Payroll Account (Transport)	(1,492,561.80)	
Total Current Assets		<u>\$442,793.84</u>

(K)

Total Assets

\$442,793.84

Liabilities and Equity

Current Liabilities

Sales Tax Payable	\$6.72	
Voluntary Long Term Disability Ins	(296.00)	
Voluntary Supplemental Life Insurance	(85.92)	
AFLAC	139.59	
Due To Other Funds	2,907,696.57	
Total Current Liabilities		<u>\$2,907,460.96</u>

Total Liabilities

\$2,907,460.96

Equity

Fund Balance - Transport Fund	\$(2,369,215.42)	
Current Year Profit/Loss	(95,451.70)	
Total Equity		<u>(2,464,667.12)</u>

Total Liabilities and Equity

\$442,793.84



Manage your account online at: www.chase.com/earhelp

1-800-945-2028

Chase Mobile® app today

May 2021						
S	M	T	W	T	F	S
25	26	27	28	29	30	1
2	3	4	5	6	7	8
9	10	11	12	13	14	15
16	17	18	19	20	21	22
23	24	25	26	27	28	29
30	31	1	2	3	4	5

New Balance
\$21,755.05
 Minimum Payment Due
\$4,351.00
 Payment Due Date
05/04/21

Late Payment Warning: If we do not receive your minimum payment by the due date, you may have to pay a late fee, and existing and new balances may become subject to the Default APR.
Minimum Payment Warning: Enroll in Auto-Pay and avoid missing a payment. To enroll, go to www.chase.com

ACCOUNT SUMMARY

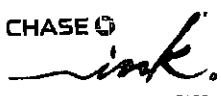
Account Number: 4246 3152 5232 6481

Previous Balance	\$9,100.53
Payment, Credits	-\$9,132.59
Purchases	+\$21,787.11
Cash Advances	\$0.00
Balance Transfers	\$0.00
Fees Charged	\$0.00
Interest Charged	\$0.00
New Balance	\$21,755.05
Opening/Closing Date	03/11/21 - 04/10/21
Credit Limit	\$50,000
Available Credit	\$28,244
Cash Access Line	\$2,500
Available for Cash	\$2,500
Past Due Amount	\$0.00
Balance over the Credit Limit	\$0.00

150F (L)
 \$2,324.48

VENDOR # Chase
 ACCOUNT # _____
 APPROVAL _____
 DATE PAID 4/21/21
 4889

00C0001 FIS33339 C 1 Y 5 10 21/04/10 Page 1 of 3 06930 MA DA 63242 10010000010008324201



42463152523264810043510002175505000000004

P.O. BOX 15123
 WILMINGTON, DE 19850-5123
 For Undeliverable Mail Only

Make your payment at
chase.com/paycard

Payment Due Date: 05/04/21
 New Balance: \$21,755.05
 Minimum Payment: \$4,351.00
 Account number: 4246 3152 5232 6481

\$ _____ Amount Enclosed
 Make/Mail to Chase Card Services at the address below:

83242 BEX 9 10021 C
 ROGER WOOD
 SUPERSTITION FIRE
 565 N IDAHO RD
 APACHE JUNCTION AZ 85119-4014

CARDMEMBER SERVICE
 PO BOX 6294
 CAROL STREAM IL 60197-6294

⑆500016028⑆15952523264815⑈



ACCOUNT ACTIVITY

Date of Transaction	Merchant Name or Transaction Description	\$ Amount
03/27	Payment ThankYou Image Check	-1,056.75
03/27	Payment ThankYou Image Check	-1,337.05
03/27	Payment ThankYou Image Check	-190.78
03/27	Payment ThankYou Image Check	-6,515.95
04/08	AZ DEPT OF REVENUE TMA@CONNEL@AZ AZ 100F 20016 \$ - 80 ⁹²	203.28
04/08	PNP AZ DOR TAXFEE info@pointland MI 100F 20016 \$ - 190	4.78
	ROGER WOOD TRANSACTIONS THIS CYCLE (CARD 6481) \$8892.47- INCLUDING PAYMENTS RECEIVED	
03/10	THE HOME DEPOT 404 MESA AZ 201016	47.49
	JEFF CRANMER TRANSACTIONS THIS CYCLE (CARD 6549) \$47.49	
03/12	AMZN Mktp US*PH4BL77S3 Amzn.com/bill WA 19999	75.82
03/14	ADOBE PHOTOGRAPHY PLAN 408-536-6000 CA 20040	129.83
03/23	Amazon.com*2G2ZC3AK3 Amzn.com/bill WA 20041	50.84
	DANIEL MCKINNEY TRANSACTIONS THIS CYCLE (CARD 6614) \$256.08	
03/10	WEIGHTVEST.COM WEIGHTVEST.CO ID 19995	839.80
	BRETT BROMAN TRANSACTIONS THIS CYCLE (CARD 6630) \$839.80	
03/20	BESTBUYCOM806433731272 888-BESTBUY MN 100F 19985 \$ 404 ⁸⁹	808.44
03/20	BESTBUYCOM806433731272 888-BESTBUY MN 100F 19985 \$ 202 ¹⁴	303.22
03/21	DNH*GODADDY.COM 480-5058655 AZ 100F 20024 \$ 106 ⁶⁵	159.98
03/22	BESTBUYCOM806433731272 888-BESTBUY MN 100F 19985 \$ 101 ⁰⁷	151.61
03/25	SMK*SURVEYMONKEY.COM 971-2311154 CA 100F 20054 \$ 855 ³⁶	1,283.04
03/27	Amazon.com*WQ5A15N63 Amzn.com/bill WA 20053	38.35
	ANNA BUTEL TRANSACTIONS THIS CYCLE (CARD 6655) \$2542.84	
04/08	AMZN Mktp US Amzn.com/bill WA 20016	-32.06
03/10	SUMMIT SIGN AND SAFETY 800-786-4035 FL 20016	117.55
03/13	AMZN Mktp US*XB88U6313 Amzn.com/bill WA 100F 20016 \$ 418 ⁴	62.78
03/15	AMZN Mktp US*LE7S700D3 Amzn.com/bill WA 100F 20016 \$ 116	17.50
03/17	WPSG, INC. 810-8528070 PA 20107	1,054.25
03/17	Amazon.com*2B8K89RE3 Amzn.com/bill WA 20016	142.61
03/17	AMZN Mktp US*NG5TH7W33 Amzn.com/bill WA 20016	1,075.40
03/21	Amazon.com*4W5MK9TH3 Amzn.com/bill WA 20016	73.83
03/22	Bosch Automotive Service 711-8114840 MI 100F 20016 \$ 691 ⁰²	871.32
03/23	Amazon.com*YZ3GH2AN3 Amzn.com/bill WA 20016	339.66
03/23	MOORE INDUSTRIAL WEST CHESTER OH 20107	247.19
03/22	OFFICE DEPOT #5101 800-463-3788 AZ 100F 20016 \$ 737 ⁴	110.61
03/22	OFFICE DEPOT #5101 800-463-3788 AZ 100F 20016 \$ 564 ⁰²	846.00
03/25	WPY*Texas Outdoors 855-469-3729 TX 20107	2,501.00
03/26	AMZN Mktp US*403S44N53 Amzn.com/bill WA 20016	57.31
03/30	APACHE JUNCTION MVD APACHE JUNCTI AZ 20107	4.00
03/31	1000BULBS.COM 800-624-4488 TX 100F 20016 \$ 206 ⁹²	310.33
04/01	MTECH INC CHICO CA 20107	3,141.15
04/01	AMZN Mktp US*7Z8PN5QX3 Amzn.com/bill WA 100F 20016 \$ 74 ¹¹	96.18
04/03	AMZN Mktp US*LD5U95VT3 Amzn.com/bill WA 100F 20016 \$ 46 ⁰⁴	69.97
04/02	AMZN Mktp US*8G8H30HY3 Amzn.com/bill WA 20016	81.23
04/04	FEDEX 405711797 800-4633339 TN 20016	29.59
04/03	AMZN Mktp US*5W9TL41E3 Amzn.com/bill WA 100F 20016 \$ 259 ⁷	38.95
04/07	FIREPENNY 187-729-1197 IL 20016	208.50
04/07	AMZN Mktp US*118UB1143 Amzn.com/bill WA 20107	39.06
04/07	FIREPENNY 187-729-1197 IL 20016	231.36
04/07	FEDEX 405960863 800-4633339 TN 20016	185.15
04/08	AMZN Mktp US*WF7QR3T33 Amzn.com/bill WA 20107	64.97
	VAUGHN CROSHAW TRANSACTIONS THIS CYCLE (CARD 0887) \$11983.37	
03/19	ONE BEAT CPR LEARNING 855-663-2328 FL 20032	1,420.00
03/25	WAL-MART #1381 APACHE JUNCTI AZ 20056	136.19
03/24	OFFICEMAX/DEPOT 6678 APACHE JUNCTI AZ 20051	47.96
04/08	SPEEDWAY 02888 6509 HIGHW SEDONA AZ 20108	50.08
	TINA GEROLA TRANSACTIONS THIS CYCLE (CARD 6473) \$1854.23	

ACCOUNT ACTIVITY (CONTINUED)

Date of Transaction	Merchant Name or Transaction Description	\$ Amount
03/22	United Fire Equipment Co Tucson AZ	152.26
03/25	APPLE.COM/US 800-676-2775 CA	470.18
03/25	APPLE.COM/US 800-676-2775 CA	470.18
03/25	APPLE.COM/US 800-676-2775 CA	470.18
03/25	APPLE.COM/US 800-676-2775 CA	470.18
03/25	APPLE.COM/US 800-692-7753 CA	39.99
03/30	WONDERSHARE SOFTWARE(H HONG KONG)	59.88
03/30	WONDERSHARE SOFTWARE(H HONG KONG)	
FOX TANNER TRANSACTIONS THIS CYCLE (CARD 2689) \$2803.03		
03/18	STAPLS732683548500001 877-8267755 NJ	1,171.93
03/23	STAPLS732709049300001 877-8267755 NJ	55.44
03/24	STAPLS732721162100001 877-8267755 NJ	101.22
03/24	STAPLS732721162100002 877-8267755 NJ	146.75
KELLY BARTZ TRANSACTIONS THIS CYCLE (CARD 3849) \$1475.34		
03/11	NATIONAL REGISTRY EMT 614-888-4484 OH	125.00
03/11	NATIONAL REGISTRY EMT 614-888-4484 OH	20.00
DAVID PORLMANN TRANSACTIONS THIS CYCLE (CARD 1439) \$145.00		

2021 Totals Year-to-Date	
Total fees charged in 2021	\$0.00
Total interest charged in 2021	\$0.00

Year-to-date totals do not reflect any fee or interest refunds you may have received.

INTEREST CHARGES

Your Annual Percentage Rate (APR) is the annual interest rate on your account.

Balance Type	Annual Percentage Rate (APR)	Balance Subject To Interest Rate	Interest Charges
PURCHASES			
Purchases	10.24%(v)(d)	-0-	-0-
CASH ADVANCES			
Cash Advances	19.24%(v)(d)	-0-	-0-
BALANCE TRANSFERS			
Balance Transfer	10.24%(v)(d)	-0-	-0-

31 Days in Billing Period

(v) = Variable Rate

(d) = Daily Balance Method (including new transactions)

(a) = Average Daily Balance Method (including new transactions)

Please see Information About Your Account section for the Calculation of Balance Subject to Interest Rate, Annual Renewal Notice, How to Avoid Interest on Purchases, and other important information, as applicable.

*Includes interest charges on Late or Return Payment fees.

**This My Chase Loan has expired. Interest will continue to accrue on this My Chase Loan balance until it is paid in full.



Superstition Fire & Medical District Monthly Pinal County Treasurer's Bank Account Reconciliation

200 Capital Projects Fund

Reconciliation References:

- A Previous month's bank ending balance / current month's bank beginning balance
- B Interest Income
- C Current month's property tax receipts (real and personal)
- D Current month's Accounts Payable disbursements
- E Current month's bank ending balance
- F Accounts Payable checks outstanding at month-end
- G Cash Balance per G/L Balance Sheet
- H Chase MasterCard credit card payment – warrant #1107000649 (paid 4/21/2021)



**Superstition Fire & Medical District
Capital Project (Fund 200) Cash Reconciliation
Fiscal Year 2020- 2021
4/30/2021**

	Deposits (Cash Receipts)	Cash Disbursements	Book Balance
Book Balance as of: 4/1/2021			<u>\$953,506.98</u> (A)
<u>Activity During the Month</u>			
Journal Entries:			
Interest Income (Expense):	143.32		143.32 (B)
Deposits			-
Revenue Transfer			-
Cash Receipts			
Real Estate Taxes	233,605.45		233,605.45 (C)
Personal Property Taxes	5,247.86		5,247.86
SRP Contributions			-
Cash Disbursements			
A) Accounts Payable		(156,937.38)	(156,937.38) (D)
B) Transfer In / Out			-
C) Refund Interest			0.00
	<u>\$238,996.63</u>	<u>(156,937.38)</u>	<u>\$1,035,566.23</u>
<u>Pinal County Bank Balance</u>			
Ending Bank Balance as of: 4/30/2021	Balance from YTD Column		<u>\$1,035,566.23</u> (E)
Less: Outstanding Warrants	Check # 650	(1,503.00)	
Less:			(1,503.00) (F)
			<u>\$ 1,034,063.23</u>
Prepared by: <u>[Signature] 5/13/21</u>			Balance per B/S \$ 1,034,063.23 (G)
Reviewed by: <u>[Signature] 5/6/2021</u>			Difference \$ -



Pinal County Treasurer

Monthly Statement

Date Range: 4/1/2021 to 4/30/2021

Account	Period	YTD		
6116421101	Superstition Fire & Medical Dist Capital Projects			
Begin Balance:	(A) 953,506.98	597,523.74		
Income:	238,996.63	1,058,609.73		
LOC Advance:	.00	.00		
Expense:	(156,937.38)	(620,567.24)	LOC:	.00
LOC Payments:	.00	.00	Warrants Outstanding:	(1,503.00)
Cash Balance:	(E) 1,035,566.23	1,035,566.23	End:	1,034,063.23

Monthly Statement Summary

Source Code	Description	MTDAmount	YTDAmount
6116421101	Superstition Fire & Medical Dist	Beginning Balance: 953,506.98	597,523.74
Capital Projects			
11100.2017	2017 Real Estate Taxes	.00	(393.72)
11100.2018	2018 Real Estate Taxes	.00	(78.46)
11100.2019	2019 Real Estate Taxes	.00	11,791.55
11100.2020	2020 Real Estate Taxes	233,605.45	955,509.22
12100.2017	2017 Personal Property Taxes	28.12	309.88
12100.2018	2018 Personal Property Taxes	23.98	(1,088.19)
12100.2019	2019 Personal Property Taxes	60.50	1,664.05
12100.2020	2020 Personal Property Taxes	5,135.26	72,208.51
14100.0	Salt River Contribution	.00	14,207.85
21100.43	Wells Fargo Trust Investment Interest	.13	1.13
21100.46	Wells Fargo Investment Investment Interest	19.37	418.95
21100.47	WF Money Market Investment Interest	3.24	72.05
21100.48	WF Brokerage Account Investment Interest	52.84	188.12
21100.55	Multi-Bank Securities Investment Interest	11.71	228.06
21100.70	Vining Sparks Investment Interest	38.89	1,793.93
21100.80	Stifel Nicolaus & Company Investment Interest	17.14	564.43
73160.0	Deposits	.00	500.00
73750.0	Revenue Transfer	.00	712.37
90400.0	Refund Interest	.00	(2.59)
90930.0	Warrants Redeemed	(156,937.38)	(620,564.65)
	Ending Balance:	1,035,566.23	1,035,566.23

Handwritten notes: \$233,605.45 (circled C), \$5,247.86 (circled C), \$143.32 (circled B), (circled D)

Monthly Statement Detail

Date	Notes	Doc #	Amount	C/D
6116421101 Superstition Fire & Medical Dist Capital Projects			Beginning Balance: 953,506.98	
11100.2020 2020 Real Estate Taxes			Source Code Total: 233,605.45	
04/01	Tax Distribution	0	409.17	C
04/01	Tax Distribution	0	77.89	C
04/01	Tax Distribution	0	390.61	C
04/01	Tax Distribution	0	48.54	C
04/02	Tax Distribution	0	294.36	C
04/02	Tax Distribution	0	517.40	C
04/02	Tax Distribution	0	174.90	C
04/02	Tax Distribution	0	45.29	C
04/02	Tax Distribution	0	354.90	C
04/02	Tax Distribution	0	245.93	C
04/05	Tax Distribution	0	123.65	C
04/05	Tax Distribution	0	777.43	C
04/05	Tax Distribution	0	551.15	C
04/05	Tax Distribution	0	20.71	C
04/06	Tax Distribution	0	856.10	C



Pinal County Treasurer

Monthly Statement

Date Range: 4/1/2021 to 4/30/2021

04/06 Tax Distribution	0	368.67	C
04/06 Tax Distribution	0	544.72	C
04/06 Tax Distribution	0	367.10	C
04/06 Tax Distribution	0	864.47	C
04/06 Tax Distribution	0	186.04	C
04/07 Tax Distribution	0	211.88	C
04/07 Tax Distribution	0	646.84	C
04/07 Tax Distribution	0	257.78	C
04/07 Tax Distribution	0	215.91	C
04/08 Tax Distribution	0	(23.76)	C
04/08 Tax Distribution	0	272.51	C
04/08 Tax Distribution	0	161.26	C
04/08 Tax Distribution	0	187.42	C
04/08 Tax Distribution	0	653.50	C
04/09 Tax Distribution	0	29.04	C
04/09 Tax Distribution	0	962.04	C
04/09 Tax Distribution	0	1,529.95	C
04/09 Tax Distribution	0	746.20	C
04/12 Tax Distribution	0	1,128.64	C
04/12 Tax Distribution	0	11.18	C
04/12 Tax Distribution	0	553.44	C
04/12 Tax Distribution	0	578.68	C
04/12 Tax Distribution	0	502.36	C
04/12 Tax Distribution	0	194.27	C
04/13 Tax Distribution	0	1,835.73	C
04/13 Tax Distribution	0	844.98	C
04/13 Tax Distribution	0	1,126.72	C
04/13 Tax Distribution	0	11.67	C
04/13 Tax Distribution	0	343.99	C
04/13 Tax Distribution	0	342.01	C
04/13 Tax Distribution	0	423.61	C
04/14 Tax Distribution	0	224.58	C
04/14 Tax Distribution	0	401.68	C
04/14 Tax Distribution	0	228.94	C
04/14 Tax Distribution	0	504.07	C
04/14 Tax Distribution	0	273.45	C
04/15 Tax Distribution	0	(34.82)	C
04/15 Tax Distribution	0	344.65	C
04/15 Tax Distribution	0	336.32	C
04/15 Tax Distribution	0	97.08	C
04/15 Tax Distribution	0	57.22	C
04/15 Tax Distribution	0	92.51	C
04/15 Tax Distribution	0	60.31	C
04/16 Tax Distribution	0	2,834.95	C
04/16 Tax Distribution	0	1,097.79	C
04/16 Tax Distribution	0	726.57	C
04/16 Tax Distribution	0	312.99	C
04/16 Tax Distribution	0	105.42	C
04/16 Tax Distribution	0	141.26	C
04/19 Tax Distribution	0	191.38	C
04/19 Tax Distribution	0	519.31	C
04/19 Tax Distribution	0	1,874.22	C
04/19 Tax Distribution	0	681.22	C
04/19 Tax Distribution	0	240.29	C
04/20 Tax Distribution	0	2,335.03	C
04/20 Tax Distribution	0	517.42	C
04/20 Tax Distribution	0	1,335.57	C



Pinal County Treasurer

Monthly Statement

Date Range: 4/1/2021 to 4/30/2021

04/20 Tax Distribution	0	853.93	C
04/20 Tax Distribution	0	320.63	C
04/21 Tax Distribution	0	146.36	C
04/21 Tax Distribution	0	19,496.76	C
04/21 Tax Distribution	0	791.01	C
04/21 Tax Distribution	0	643.99	C
04/21 Tax Distribution	0	581.48	C
04/21 Tax Distribution	0	73.35	C
04/22 Tax Distribution	0	(41.96)	C
04/22 Tax Distribution	0	374.28	C
04/22 Tax Distribution	0	661.89	C
04/22 Tax Distribution	0	412.89	C
04/22 Tax Distribution	0	1,905.13	C
04/22 Tax Distribution	0	325.23	C
04/23 Tax Distribution	0	122,046.27	C
04/23 Tax Distribution	0	2,500.44	C
04/23 Tax Distribution	0	1,179.31	C
04/23 Tax Distribution	0	10.41	C
04/26 Tax Distribution	0	287.55	C
04/26 Tax Distribution	0	1,453.51	C
04/26 Tax Distribution	0	16.36	C
04/26 Tax Distribution	0	439.78	C
04/26 Tax Distribution	0	993.77	C
04/26 Tax Distribution	0	628.54	C
04/27 Tax Distribution	0	2,592.76	C
04/27 Tax Distribution	0	1,716.72	C
04/27 Tax Distribution	0	1,363.20	C
04/27 Tax Distribution	0	971.43	C
04/27 Tax Distribution	0	953.70	C
04/27 Tax Distribution	0	69.59	C
04/27 Tax Distribution	0	271.11	C
04/28 Tax Distribution	0	13,215.92	C
04/28 Tax Distribution	0	1,793.21	C
04/28 Tax Distribution	0	397.27	C
04/28 Tax Distribution	0	1,096.24	C
04/28 Tax Distribution	0	462.15	C
04/28 Tax Distribution	0	105.92	C
04/29 Tax Distribution	0	1,329.42	C
04/29 Tax Distribution	0	1,369.97	C
04/29 Tax Distribution	0	195.64	C
04/29 Tax Distribution	0	151.01	C
04/29 Tax Distribution	0	1,367.39	C
04/29 Tax Distribution	0	871.88	C
04/29 Tax Distribution	0	494.87	C
04/30 Tax Distribution	0	313.81	C
04/30 Tax Distribution	0	1,780.90	C
04/30 Tax Distribution	0	1,104.18	C
04/30 Tax Distribution	0	1,821.24	C
04/30 Tax Distribution	0	3,143.09	C
04/30 Tax Distribution	0	320.24	C
04/30 Tax Distribution	0	1,765.39	C
00.2017 2017 Personal Property Taxes		Source Code Total: 28.12	
04/05 Tax Distribution	0	3.84	C
04/06 Tax Distribution	0	1.85	C
04/07 Tax Distribution	0	9.85	C
04/07 Tax Distribution	0	.11	C
04/09 Tax Distribution	0	2.56	C



Pinal County Treasurer

Monthly Statement

Date Range: 4/1/2021 to 4/30/2021

04/14 Tax Distribution	0	.57	C
04/16 Tax Distribution	0	1.48	C
04/26 Tax Distribution	0	.92	C
04/28 Tax Distribution	0	5.85	C
04/30 Tax Distribution	0	1.09	C
12100.2018 2018 Personal Property Taxes		Source Code Total: 23.98	
04/01 Tax Distribution	0	1.04	C
04/05 Tax Distribution	0	2.27	C
04/06 Tax Distribution	0	1.85	C
04/07 Tax Distribution	0	1.57	C
04/08 Tax Distribution	0	.99	C
04/09 Tax Distribution	0	2.51	C
04/16 Tax Distribution	0	1.48	C
04/21 Tax Distribution	0	1.52	C
04/26 Tax Distribution	0	.92	C
04/27 Tax Distribution	0	1.73	C
04/28 Tax Distribution	0	5.34	C
04/30 Tax Distribution	0	2.76	C
12100.2019 2019 Personal Property Taxes		Source Code Total: 60.50	
04/06 Tax Distribution	0	1.86	C
04/07 Tax Distribution	0	3.14	C
04/07 Tax Distribution	0	1.57	C
04/08 Tax Distribution	0	1.20	C
04/08 Tax Distribution	0	9.25	C
04/09 Tax Distribution	0	3.35	C
04/13 Tax Distribution	0	.23	C
04/16 Tax Distribution	0	1.48	C
04/16 Tax Distribution	0	5.90	C
04/19 Tax Distribution	0	4.65	C
04/19 Tax Distribution	0	7.30	C
04/20 Tax Distribution	0	1.52	C
04/20 Tax Distribution	0	2.89	C
04/21 Tax Distribution	0	1.32	C
04/22 Tax Distribution	0	1.13	C
04/26 Tax Distribution	0	.92	C
04/28 Tax Distribution	0	5.34	C
04/29 Tax Distribution	0	4.48	C
04/30 Tax Distribution	0	1.05	C
04/30 Tax Distribution	0	1.92	C
12100.2020 2020 Personal Property Taxes		Source Code Total: 5,135.26	
04/01 Tax Distribution	0	21.66	C
04/01 Tax Distribution	0	11.15	C
04/01 Tax Distribution	0	.05	C
04/01 Tax Distribution	0	42.16	C
04/02 Tax Distribution	0	30.86	C
04/02 Tax Distribution	0	41.42	C
04/02 Tax Distribution	0	16.65	C
04/02 Tax Distribution	0	.14	C
04/02 Tax Distribution	0	6.25	C
04/02 Tax Distribution	0	28.36	C
04/05 Tax Distribution	0	12.53	C
04/05 Tax Distribution	0	24.20	C
04/05 Tax Distribution	0	54.83	C
04/06 Tax Distribution	0	34.01	C
04/06 Tax Distribution	0	31.90	C
04/06 Tax Distribution	0	19.59	C
04/06 Tax Distribution	0	42.00	C



Pinal County Treasurer

Monthly Statement

Date Range: 4/1/2021 to 4/30/2021

04/07 Tax Distribution	0	20.34	C
04/07 Tax Distribution	0	42.48	C
04/07 Tax Distribution	0	41.21	C
04/08 Tax Distribution	0	2.89	C
04/08 Tax Distribution	0	9.11	C
04/08 Tax Distribution	0	21.99	C
04/09 Tax Distribution	0	52.48	C
04/09 Tax Distribution	0	45.62	C
04/09 Tax Distribution	0	8.12	C
04/12 Tax Distribution	0	164.02	C
04/12 Tax Distribution	0	16.11	C
04/12 Tax Distribution	0	593.95	C
04/12 Tax Distribution	0	7.05	C
04/13 Tax Distribution	0	42.67	C
04/13 Tax Distribution	0	237.22	C
04/13 Tax Distribution	0	22.38	C
04/13 Tax Distribution	0	13.04	C
04/14 Tax Distribution	0	9.01	C
04/14 Tax Distribution	0	21.67	C
04/14 Tax Distribution	0	8.50	C
04/14 Tax Distribution	0	70.07	C
04/14 Tax Distribution	0	25.93	C
04/15 Tax Distribution	0	54.40	C
04/15 Tax Distribution	0	1.26	C
04/15 Tax Distribution	0	21.75	C
04/16 Tax Distribution	0	24.26	C
04/16 Tax Distribution	0	69.64	C
04/16 Tax Distribution	0	16.53	C
04/16 Tax Distribution	0	29.75	C
04/16 Tax Distribution	0	17.43	C
04/19 Tax Distribution	0	4.56	C
04/19 Tax Distribution	0	152.09	C
04/19 Tax Distribution	0	53.00	C
04/19 Tax Distribution	0	9.24	C
04/20 Tax Distribution	0	172.36	C
04/20 Tax Distribution	0	27.40	C
04/20 Tax Distribution	0	32.30	C
04/20 Tax Distribution	0	10.55	C
04/21 Tax Distribution	0	10.21	C
04/21 Tax Distribution	0	3.10	C
04/21 Tax Distribution	0	9.88	C
04/21 Tax Distribution	0	2.72	C
04/21 Tax Distribution	0	69.62	C
04/22 Tax Distribution	0	26.90	C
04/22 Tax Distribution	0	.14	C
04/22 Tax Distribution	0	7.18	C
04/22 Tax Distribution	0	15.11	C
04/22 Tax Distribution	0	34.41	C
04/23 Tax Distribution	0	28.43	C
04/23 Tax Distribution	0	15.77	C
04/23 Tax Distribution	0	19.36	C
04/26 Tax Distribution	0	22.55	C
04/26 Tax Distribution	0	18.99	C
04/26 Tax Distribution	0	5.98	C
04/26 Tax Distribution	0	25.56	C
04/26 Tax Distribution	0	21.90	C
04/26 Tax Distribution	0	12.98	C



Pinal County Treasurer

Monthly Statement


Date Range: 4/1/2021 to 4/30/2021

04/27 Tax Distribution	0	85.33	C
04/27 Tax Distribution	0	541.02	C
04/27 Tax Distribution	0	722.22	C
04/27 Tax Distribution	0	13.34	C
04/27 Tax Distribution	0	77.63	C
04/27 Tax Distribution	0	6.56	C
04/28 Tax Distribution	0	30.83	C
04/28 Tax Distribution	0	17.08	C
04/28 Tax Distribution	0	34.40	C
04/28 Tax Distribution	0	27.73	C
04/29 Tax Distribution	0	45.27	C
04/29 Tax Distribution	0	94.65	C
04/29 Tax Distribution	0	16.66	C
04/29 Tax Distribution	0	79.82	C
04/29 Tax Distribution	0	3.91	C
04/29 Tax Distribution	0	12.46	C
04/30 Tax Distribution	0	79.83	C
04/30 Tax Distribution	0	244.32	C
04/30 Tax Distribution	0	44.70	C
04/30 Tax Distribution	0	15.53	C
04/30 Tax Distribution	0	1.04	C
21100.43 Wells Fargo Trust Investment Interest		Source Code Total:	.13
04/05 Investment Interest	0		.13 C
21100.46 Wells Fargo Investment Investment Interest		Source Code Total:	19.37
04/22 Investment Interest	0		19.37 C
21100.47 WF Money Market Investment Interest		Source Code Total:	3.24
04/01 Investment Interest	0		3.24 C
21100.48 WF Brokerage Account Investment Interest		Source Code Total:	52.84
04/01 Investment Interest	0		2.32 C
04/08 Investment Interest	0		19.09 C
04/09 Investment Interest	0		1.92 C
04/15 Investment Interest	0		7.05 C
04/21 Investment Interest	0		16.81 C
04/23 Investment Interest	0		5.65 C
21100.55 Multi-Bank Securities Investment Interest		Source Code Total:	11.71
04/21 Investment Interest	0		3.73 C
04/22 Investment Interest	0		4.43 C
04/30 Investment Interest	0		3.55 C
21100.70 Vining Sparks Investment Interest		Source Code Total:	38.89
04/05 Investment Interest	0		2.72 C
04/08 Investment Interest	0		22.02 C
04/29 Investment Interest	0		14.15 C
21100.80 Stifel Nicolaus & Company Investment Interest		Source Code Total:	17.14
04/09 Investment Interest	0		2.77 C
04/13 Investment Interest	0		11.60 C
04/14 Investment Interest	0		2.77 C
90930.0 Warrants Redeemed		Source Code Total:	(156,937.38)
04/01 Paid Warrants	0		(9,862.75) D
04/06 Paid Warrants	0		(31,183.22) D
04/08 Paid Warrants	0		(44,267.25) D
04/14 Paid Warrants	0		(8,429.26) D
04/19 Paid Warrants	0		(153.81) D
04/27 Paid Warrants	0		(7,051.62) D
04/28 Paid Warrants	0		(55,830.83) D
04/29 Paid Warrants	0		(158.64) D

6116421101 Superstition Fire & Medical Dist Capital Projects

Ending Balance: 1,035,566.23

Warrant Detail



Pinal County Treasurer

Monthly Statement

Date Range: 4/1/2021 to 4/30/2021

Payee Name	Warrant	Amount	Issue Dt	Status Dt	Voucher
6116421101 Superstition Fire & Medical Dist Capital Projects					Account Total: 158,440.38
Fund: 1107					Fund Total: 158,440.38
Status: OUTS					Status Total: 1,503.00 (F)
CITY OF MESA	1107000650	1,503.00	04/21/21	05/03/21	
Status: PAID					Status Total: 156,937.38
HUGHES FIRE EQUIPMENT, INC.	1107000640	9,862.75	03/24/21	04/01/21	
ARIZONA PPE RECON, INC.	1107000642	4,864.50	03/31/21	04/06/21	
FREIGHTLINER OF ARIZONA, LLC	1107000643	26,318.72	03/31/21	04/06/21	
HUGHES FIRE EQUIPMENT, INC.	1107000644	265.07	03/31/21	04/08/21	
L.N. CURTIS & SONS	1107000645	306.88	03/31/21	04/08/21	
BEECHER EMISSION SOLUTION, LLC	1107000646	43,695.30	03/31/21	04/08/21	
ST HELEN AUTO & HARDWARE, INC.	1107000647	153.81	04/07/21	04/19/21	
MOTOROLA SOLUTIONS, INC	1107000648	8,429.26	04/07/21	04/14/21	
CHASE	1107000649 (H)	7,051.62	04/21/21	04/27/21	
FRONTIER SHOP SUPPLIES, INC	1107000651	158.64	04/21/21	04/29/21	
NORMAN INDUSTRIAL MATERIALSDBA	1107000652	919.84	04/21/21	04/28/21	
L.N. CURTIS & SONS	1107000653	1,712.87	04/21/21	04/28/21	
MATLICK ENTERPRISES INC DBA	1107000654	18,241.88	04/21/21	04/28/21	
BEECHER EMISSION SOLUTION, LLC	1107000655	34,956.24	04/21/21	04/28/21	
	Count	Amount			
Total OUTS:	1	1,503.00			
Total PAID:	14	156,937.38			

Superstition Fire & Medical District

Balance Sheet

As of 4/30/2021

FUND: (200) Capital Projects Fund

Assets

Current Assets

Fund Cash - Capital Projects
Due From other funds
Total Current Assets

\$1,034,063.23

1,275,295.36

6

\$2,309,358.59

Total Assets

\$2,309,358.59

Liabilities and Equity

Current Liabilities

Sales Tax Payable
Total Current Liabilities

\$301.96

\$301.96

Total Liabilities

\$301.96

Equity

Fund Balance - Capital Projects
Current Year Profit/Loss
Total Equity


\$1,871,810.10

437,246.53

2,309,056.63

Total Liabilities and Equity

\$2,309,358.59



Manage your account online at: www.chase.com/cardhelp

Customer Service: 1-800-945-2028

Chase Mobile® app today

May 2021						
S	M	T	W	T	F	S
25	26	27	28	29	30	1
2	3	4	5	6	7	8
9	10	11	12	13	14	15
16	17	18	19	20	21	22
23	24	25	26	27	28	29
30	31	1	2	3	4	5

New Balance
\$21,755.05
 Minimum Payment Due
\$4,351.00
 Payment Due Date
05/04/21

Late Payment Warning: If we do not receive your minimum payment by the due date, you may have to pay a late fee, and existing and new balances may become subject to the Default APR.
Minimum Payment Warning: Enroll in Auto-Pay and avoid missing a payment. To enroll, go to www.chase.com

ACCOUNT SUMMARY

Account Number: 4246 3152 5232 6481


Previous Balance	\$9,100.53
Payment, Credits	-\$9,132.59
Purchases	+\$21,787.11
Cash Advances	\$0.00
Balance Transfers	\$0.00
Fees Charged	\$0.00
Interest Charged	\$0.00
New Balance	\$21,755.05

Opening/Closing Date	03/11/21 - 04/10/21
Credit Limit	\$50,000
Available Credit	\$28,244
Cash Access Line	\$2,500
Available for Cash	\$2,500

Past-Due Amount	\$0.00
Balance over the Credit Limit	\$0.00

200DF (H)
 \$17,051.62

VENDOR # chase
 ACCOUNT # _____
 APPROVAL _____
 DATE PAID 4/27/21
 AMOUNT # 649



P.O. BOX 15123
 WILMINGTON, DE 19850-5123
 For Undeliverable Mail Only

Make your payment at
chase.com/paycard

42463152523264810043510002175505000000004

Payment Due Date: 05/04/21
 New Balance: \$21,755.05
 Minimum Payment: \$4,351.00
 Account number: 4246 3152 5232 6481

\$ _____ Amount Enclosed
 Make/Mail to Chase Card Services at the address below:

53242 BEX 9 10021 C
 ROGER WOOD
 SUPERSTITION FIRE
 585 N IDAHO RD
 APACHE JUNCTION AZ 85119-4014

CARDMEMBER SERVICE
 PO BOX 8294
 CAROL STREAM IL 60197-8294

⑆5000 160 281⑆ 1595 25 23 26 48 1 5⑈



ACCOUNT ACTIVITY

Date of Transaction	Merchant Name or Transaction Description	\$ Amount
03/27	Payment ThankYou Image Check	-1,056.75
03/27	Payment ThankYou Image Check	-1,337.05
03/27	Payment ThankYou Image Check	-190.78
03/27	Payment ThankYou Image Check	-6,515.95
04/08	AZ DEPT OF REVENUE TMACCONNEL@AZAZ 100F 20016 \$ -80 ⁹²	203.28 150F 20017 \$ 284 ²⁰
04/08	PNP AZ DOR TAXFEE info@pointland MI 100F 20016 \$ -192	4.78 150F 20017 \$ 168
	ROGER WOOD TRANSACTIONS THIS CYCLE (CARD 8481) \$8892.47- INCLUDING PAYMENTS RECEIVED	
03/10	THE HOME DEPOT 404 MESA AZ 20106	47.49 100F
	JEFF CRANMER TRANSACTIONS THIS CYCLE (CARD 8549) \$47.49	
03/12	AMZN Mktp US*PH48L77S3 Amzn.com/bill WA 19999	75.62 100F
03/14	ADOBE PHOTOGRAPHY PLAN 408-536-6000 CA 20040	129.83 100F
03/23	Amazon.com*2G2ZC3AK3 Amzn.com/bill WA 20041	50.84 100F
	DANIEL MCKINNEY TRANSACTIONS THIS CYCLE (CARD 6614) \$256.09	
03/10	WEIGHTVEST.COM WEIGHTVEST.CO ID 19993	839.80 100F
	BRETT BROMAN TRANSACTIONS THIS CYCLE (CARD 6630) \$839.80	
03/20	BESTBUYCOM806433731272 888-BESTBUY MN 100F 19985 \$ 404 ²⁹	606.44 150F 19986 \$ 200 ¹⁵
03/20	BESTBUYCOM806433731272 888-BESTBUY MN 100F 19985 \$ 202 ¹⁸	303.22 150F 19986 \$ 101 ⁰⁸
03/21	DNH*GODADDY.COM 480-5058855 AZ 100F 20024 \$ 106 ⁶⁵	159.98 150F 20025 \$ 53 ³³
03/22	BESTBUYCOM806433731272 888-BESTBUY MN 100F 19985 \$ 101 ⁰⁷	151.61 150F 19986 \$ 50 ⁵⁴
03/25	SMK*SURVEYMONKEY.COM 971-2311154 CA 100F 20054 \$ 855 ³⁶	1,283.04 150F 20055 \$ 427 ⁶⁸
03/27	Amazon.com*WQ5A15N63 Amzn.com/bill WA 20053	38.35 100F
	ANNA BUTEL TRANSACTIONS THIS CYCLE (CARD 6655) \$2542.84	
04/08	AMZN Mktp US Amzn.com/bill WA 20016	-32.06 100F
03/10	SUMMIT SIGN AND SAFETY 800-786-4035 FL 20016	117.55 100F
03/13	AMZN Mktp US*XB88U6313 Amzn.com/bill WA 100F 20016 \$ 418 ¹⁴	62.76 150F 20017 \$ 20 ⁹²
03/15	AMZN Mktp US*LE7S70OD3 Amzn.com/bill WA 100F 20016 \$ 116 ¹¹	17.50 150F 20017 \$ 5 ¹³
03/17	WPSG, INC. 610-8578070 PA 20107	1,054.25 200F
03/17	Amazon.com*2BBK89RE3 Amzn.com/bill WA 20016	142.81 100F
03/17	AMZN Mktp US*NG5TH7W33 Amzn.com/bill WA 20016	1,075.40 100F
03/21	Amazon.com*4W5MK9TH3 Amzn.com/bill WA 20016	73.83 100F
03/22	Bosch Automotive Service 711-8114840 MI 100F 20016 \$ 691 ⁰²	871.32 150F 20017 \$ 180 ²⁰
03/23	Amazon.com*Y23GH2AN3 Amzn.com/bill WA 20016	339.66 100F
03/23	MOORE INDUSTRIAL WEST CHESTER OH 20107	247.19 200F
03/22	OFFICE DEPOT #5101 800-463-3768 AZ 100F 20016 \$ 737 ⁴	110.61 150F 20017 \$ 36 ⁸⁷
03/22	OFFICE DEPOT #5101 800-463-3768 AZ 100F 20016 \$ 564 ⁰²	846.00 150F 20017 \$ 282 ²²
03/25	WPY*Texas Outdoors 855-489-3729 TX 20107	2,501.00 200F
03/26	AMZN Mktp US*403S44N53 Amzn.com/bill WA 20016	57.31 100F
03/30	APACHE JUNCTION MVD APACHE JUNCTI AZ 20107	4.00 200F
03/31	100BULBS.COM 800-624-4488 TX 100F 20016 \$ 206 ⁸²	310.33 150F 20017 \$ 103 ⁴⁴
04/01	MTECH INC CHICO CA 20107	3,141.15 200F
04/01	AMZN Mktp US*7Z8PN5QX3 Amzn.com/bill WA 100F 20016 \$ 74 ¹¹	96.18 150F 20017 \$ 21 ³⁷
04/03	AMZN Mktp US*LD5U95VT3 Amzn.com/bill WA 100F 20016 \$ 416 ⁰⁴	69.97 150F 20017 \$ 23 ³³
04/02	AMZN Mktp US*6G8H30HY3 Amzn.com/bill WA 20016	81.23 100F
04/04	FEDEX 405711797 800-4633339 TN 20016	29.59 100F
04/03	AMZN Mktp US*5W9TL41E3 Amzn.com/bill WA 100F 20016 \$ 259 ⁷	38.95 150F 20017 \$ 12 ⁹⁸
04/07	FIREPENNY 187-729-1197 IL 20016	206.50 100F
04/07	AMZN Mktp US*116UB1143 Amzn.com/bill WA 20107	39.06 200F
04/07	FIREPENNY 187-729-1197 IL 20016	231.36 100F
04/07	FEDEX 405960863 800-4633339 TN 20016	185.15 100F
04/08	AMZN Mktp US*WF7QR3T33 Amzn.com/bill WA 20107	64.97 200F
	VAUGHN CROSHAW TRANSACTIONS THIS CYCLE (CARD 0687) \$11983.37	
03/19	ONE BEAT CPR LEARNING 855-663-2329 FL 20002	1,420.00 400F
03/25	WAL-MART #1381 APACHE JUNCTI AZ 20056	136.19 100F
03/24	OFFICEMAX/DEPOT 6678 APACHE JUNCTI AZ 20051	47.96 100F
04/08	SPEEDWAY 02888 6509 HIGHW SEDONA AZ 20108	50.08 100F
	TINA GERCLA TRANSACTIONS THIS CYCLE (CARD 6473) \$1654.23	

ACCOUNT ACTIVITY (CONTINUED)

Date of Transaction	Merchant Name or Transaction Description	\$ Amount
03/22	Uniled Fire Equipment Co Tucson AZ	152.26 100F
03/25	APPLE.COM/US 800-676-2775 CA	470.18 100F
03/25	APPLE.COM/US 800-676-2775 CA	470.18 100F
03/25	APPLE.COM/US 800-676-2775 CA	470.18 100F
03/25	APPLE.COM/US 800-676-2775 CA	470.18 100F
03/25	APPLE.COM/US 800-692-7753 CA	470.18 100F
03/30	WONDERSHARE SOFTWARE(H HONG KONG	39.99 100F
03/30	WONDERSHARE SOFTWARE(H HONG KONG	59.88 100F
FOX TANNER TRANSACTIONS THIS CYCLE (CARD 2689) \$2603.03		
03/18	STAPLS732683548500001 877-8267755 NJ	1,171.93 15DF 20132 \$781.02
03/23	STAPLS732709049300001 877-8267755 NJ	55.44 15DF 20132 \$31.92
03/24	STAPLS732721162100001 877-8267755 NJ	101.22 15DF 20132 \$167.48
03/24	STAPLS732721162100002 877-8267755 NJ	146.75 15DF 20132 \$97.82
KELLY BARTZ TRANSACTIONS THIS CYCLE (CARD 3849) \$1475.34		
03/11	NATIONAL REGISTRY EMT 614-888-4484 OH	125.00 100F 19997
03/11	NATIONAL REGISTRY EMT 614-888-4484 OH	20.00 15DF 19996
DAVID PURLMANN TRANSACTIONS THIS CYCLE (CARD 1439) \$145.00		

2021 Totals Year-to-Date	
Total fees charged in 2021	\$0.00
Total interest charged in 2021	\$0.00

Year-to-date totals do not reflect any fee or interest refunds you may have received.

INTEREST CHARGES

Your Annual Percentage Rate (APR) is the annual interest rate on your account.

Balance Type	Annual Percentage Rate (APR)	Balance Subject To Interest Rate	Interest Charges
PURCHASES			
Purchases	10.24%(v)(d)	- 0 -	- 0 -
CASH ADVANCES			
Cash Advances	19.24%(v)(d)	- 0 -	- 0 -
BALANCE TRANSFERS			
Balance Transfer	10.24%(v)(d)	- 0 -	- 0 -

31 Days in Billing Period

(v) = Variable Rate
 (d) = Daily Balance Method (including new transactions)
 (a) = Average Daily Balance Method (including new transactions)
 Please see Information About Your Account section for the Calculation of Balance Subject to Interest Rate, Annual Renewal Notice, How to Avoid Interest on Purchases, and other important information, as applicable.

*Includes interest charges on Late or Return Payment fees.
 **This My Chase Loan has expired. Interest will continue to accrue on this My Chase Loan balance until it is paid in full.



Superstition Fire & Medical District
Monthly Pinal County Treasurer's Bank Account Reconciliation
400 Special Revenue Fund

Reconciliation References:

- A Previous month's bank ending balance / current month's bank beginning balance
- B Interest Income
- C Current month's Deposits / Donations
- D Current month's Accounts Payable disbursements
- E Current month's bank ending balance
- F Cash Balance per G/L Balance Sheet
- G Chase MasterCard credit card payment – warrant #1105000310 (paid 4/21/2021)



**Superstition Fire & Medical District
Special Revenue (Fund 400) Cash Reconciliation
Fiscal Year 2020 - 2021
4/30/2021**

	Deposits (Cash Receipts)	Cash Disbursements	Book Balance
Book Balance as of: 4/1/2021			<u>\$56,469.69</u> (A)
<u>Activity During the Month</u>			
Journal Entries:			
Interest Income (Expense):	8.50		8.50 (B)
Cash Receipts			
46750 FEMA Grant Receipts			-
47020 AED Donations	3,300.00		3,300.00
47100 EMS Cardiac Donations			-
47110 EMS Equipment Donations			-
47120 Prevention/Pub Ed Donations			-
47130 General Donations	1,000.00		1,000.00
Deposits			-
Revenue Transfer			-
Cash Disbursements			
A) Accounts Payable		(1,819.97)	(1,819.97) (D)
B) Transfer In / Out			-
C) Refund Interest			-
	<u>\$4,308.50</u>	<u>(1,819.97)</u>	<u>\$58,958.22</u>
<u>Pinal County Bank Balance</u>			
Ending Bank Balance as of: 4/30/2021	Balance from YTD Column		\$ 58,958.22 (E)
Less: Outstanding Warrants	Check #		-
			-
			-
			<u>\$ 58,958.22</u>
Prepared by: <u>[Signature]</u> 5/3/21			Balance per B/S \$ 58,958.22 (F)
Reviewed by: <u>[Signature]</u> 5/6/2021			Difference \$ -



Pinal County Treasurer

Monthly Statement

Date Range: 4/1/2021 to 4/30/2021

Account	Period	YTD	
6116422901	Superstition Fire & Medical Dist Special Revenue		
Begin Balance:	(A) 56,469.69	52,693.46	
Income:	4,308.50	36,707.71	
LOC Advance:	.00	.00	
Expense:	(1,819.97)	(30,442.95)	LOC: .00
LOC Payments:	.00	.00	Warrants Outstanding: .00
Cash Balance:	(E) 58,958.22	58,958.22	End: 58,958.22

Monthly Statement Summary

Source Code	Description	MTDAmount	YTDAmount
6116422901	Superstition Fire & Medical Dist	Beginning Balance: 56,469.69	52,693.46
	Special Revenue		
21100.43	Wells Fargo Trust Investment Interest	.01	.10
21100.46	Wells Fargo Investment Investment Interest	1.14	32.78
21100.47	WF Money Market Investment Interest	.19	6.25
21100.48	WF Brokerage Account Investment Interest	3.15	12.84
21100.55	Multi-Bank Securities Investment Interest	.69	18.72
21100.70	Vining Sparks Investment Interest	2.30	153.24
21100.80	Stifel Nicolaus & Company Investment Interest	1.02	47.22
73160.0	Deposits	4,300.00	36,336.56
73750.0	Revenue Transfer	.00	100.00
9000.0	Warrants Redeemed	(1,819.97)	(30,442.95)
	Ending Balance:	58,958.22	58,958.22

Monthly Statement Detail

Date	Notes	Doc #	Amount	C/D
6116422901 Superstition Fire & Medical Dist Special Revenue			Beginning Balance: 56,469.69	
21100.43	Wells Fargo Trust Investment Interest		Source Code Total: .01	
04/05	Investment Interest	0	.01	C
21100.46	Wells Fargo Investment Investment Interest		Source Code Total: 1.14	
04/22	Investment Interest	0	1.14	C
21100.47	WF Money Market Investment Interest		Source Code Total: .19	
04/01	Investment Interest	0	.19	C
21100.48	WF Brokerage Account Investment Interest		Source Code Total: 3.15	
04/01	Investment Interest	0	.13	C
04/08	Investment Interest	0	1.11	C
04/09	Investment Interest	0	.11	C
04/15	Investment Interest	0	.42	C
04/21	Investment Interest	0	1.05	C
04/23	Investment Interest	0	.33	C
21100.55	Multi-Bank Securities Investment Interest		Source Code Total: .69	
04/21	Investment Interest	0	.22	C
04/22	Investment Interest	0	.26	C
04/30	Investment Interest	0	.21	C
21100.70	Vining Sparks Investment Interest		Source Code Total: 2.30	
04/05	Investment Interest	0	.16	C
04/08	Investment Interest	0	1.31	C
04/29	Investment Interest	0	.83	C
21100.80	Stifel Nicolaus & Company Investment Interest		Source Code Total: 1.02	
04/09	Investment Interest	0	.17	C
04/13	Investment Interest	0	.69	C
04/14	Investment Interest	0	.16	C
73160.0	Deposits		Source Code Total: 4,300.00	
04/30	#REF!	0	1,800.00	C



Pinal County Treasurer

Monthly Statement

Date Range: 4/1/2021 to 4/30/2021

04/30 #REF!	0	1,500.00	C
04/30 #REF!	0	1,000.00	C
90930.0 Warrants Redeemed		Source Code Total: (1,819.97)	
04/27 Paid Warrants	0	(1,819.97)	D
6116422901 Superstition Fire & Medical Dist Special Revenue			Ending Balance: 58,958.22

Warrant Detail

Payee Name	Warrant	Amount	Issue Dt	Status Dt	Voucher
6116422901 Superstition Fire & Medical Dist Special Revenue					Account Total: 1,819.97
Fund: 1105					Fund Total: 1,819.97
Status: PAID					Status Total: 1,819.97
ARIZONA PPE RECON, INC.	1105000309	399.97	04/21/21	04/27/21	
CHASE	1105000310	1,420.00	04/21/21	04/27/21	
	Count	Amount			
Total PAID:	2	1,819.97			

Superstition Fire & Medical District

AR Payment Register (Detail)

Bank ID: Equal To S

Check No. / Payment ID	Payee Name / Customer Name	Invoice No. / Account Number	Amount Paid
BANK: S - SPECIAL REVENUE FUND			
DEPOSIT: 2,956 DATE: 04/29/21			
2079	Roadhaven/inv 6379/ck 2079 X (DONATION)	Check Invoice : 006379	\$1,800.00 \$1,800.00
			CHECK # 2079 TOTAL: \$1,800.00
10272	Desert Sun /inv 6388/ck 10272 X (DONATION)	Check Invoice : 006388	\$1,500.00 \$1,500.00
			CHECK # 10272 TOTAL: \$1,500.00
5006	CJ Wauters/inv 6385/ck 5006 X (DONATION)	Check Invoice : 006385	\$1,000.00 \$1,000.00
			CHECK # 5006 TOTAL: \$1,000.00
			DEPOSIT 2,956 TOTAL: \$4,300.00
			TOTAL FOR BANK ID: S \$4,300.00
			GRAND TOTAL OF ALL CHECKS: \$4,300.00
			GRAND TOTAL OF ALL CREDIT CARDS: \$0.00
			GRAND TOTAL OF ALL CASH: \$0.00
			GRAND TOTAL OF ALL EFT: \$0.00
			GRAND TOTAL OF ALL PAYMENTS: \$4,300.00
			GRAND TOTAL OF ALL ADJUSTMENTS: \$0.00
			COMBINED TOTAL: \$4,300.00

(C)

Superstition Fire & Medical District
AP Check Register (Current by Bank)
Check Dates: 4/1/2021 to 4/30/2021

Check No.	Date	Status*	Vendor ID	Payee Name	Amount
BANK ID: S - SPECIAL REVENUE FUND					400-10-10400-10
309	04/21/21	P	ARIPPE	Arizona PPE Recon, Inc.	\$399.97
310	04/21/21	P	CHASEM	Chase	\$1,420.00
BANK S REGISTER TOTAL:					\$1,819.97
GRAND TOTAL :					\$1,819.97



* Check Status Types: "P" - Printed ; "M" - Manual ; "V" - Void (Void Date) ; "A" - Application ; "E" - EFT
** Denotes broken check sequence.

Superstition Fire & Medical District

Balance Sheet

As of 4/30/2021

FUND: (400) Special Revenue Fund

Assets

Current Assets

Fund Cash - Special Revenue Fund
Total Current Assets

\$58,958.22

\$58,958.22

(F)

Total Assets

\$58,958.22

Liabilities and Equity

Current Liabilities

Sales Tax Payable
Total Current Liabilities

\$78.12

\$78.12

Total Liabilities

\$78.12

Equity

Fund Balance - Special Revenue Fund
Current Year Profit/Loss
Total Equity

\$52,656.98

6,223.12

58,880.10

Total Liabilities and Equity

\$58,958.22

ink.

www.chase.com/cardhelp

May 2021						
S	M	T	W	T	F	S
25	26	27	28	29	30	1
2	3	4	5	6	7	8
9	10	11	12	13	14	15
16	17	18	19	20	21	22
23	24	25	26	27	28	29
30	31	1	2	3	4	5

New Balance
\$21,755.05
 Minimum Payment Due
\$4,351.00
 Payment Due Date
05/04/21

Late Payment Warning: If we do not receive your minimum payment by the due date, you may have to pay a late fee, and existing and new balances may become subject to the Default APR.

Minimum Payment Warning: Enroll in Auto-Pay and avoid missing a payment. To enroll, go to www.chase.com

ACCOUNT SUMMARY


Account Number: 4246 3152 5232 6481

Previous Balance	\$9,100.53
Payment, Credits	-\$9,132.59
Purchases	+\$21,787.11
Cash Advances	\$0.00
Balance Transfers	\$0.00
Fees Charged	\$0.00
Interest Charged	\$0.00
New Balance	\$21,755.05
Opening/Closing Date	03/11/21 - 04/10/21
Credit Limit	\$50,000
Available Credit	\$28,244
Cash Access Line	\$2,500
Available for Cash	\$2,500
Past Due Amount	\$0.00
Balance over the Credit Limit	\$0.00

400F (G)
 \$1,420⁰⁰

VENDOR # Chase m
 ACCOUNT # _____
 APPROVAL _____
 DATE PAID 4/21/21
 WARRANT # _____
 310

0000001 FIS93339 C 1 Y 9 10 21/04/10 Page 1 of 3 05630 MADA 83242 1001000001008324201



P.O. BOX 15123
 WILMINGTON, DE 19850-5123
 For Undeliverable Mail Only

Make your payment at
chase.com/paycard

424631525232648100435100021755050000000004

Payment Due Date: 05/04/21
 New Balance: \$21,755.05
 Minimum Payment: \$4,351.00

Account number: 4246 3152 5232 6481

\$ _____ Amount Enclosed
 Make/Mail to Chase Card Services at the address below:

83242 BEX 9 10021 C
 ROGER WOOD
 SUPERSTITION FIRE
 565 N IDAHO RD
 APACHE JUNCTION AZ 85119-4014

CARDMEMBER SERVICE
 PO BOX 6294
 CAROL STREAM IL 60197-6294

⑆500016028⑆15952523264815⑈

ACCOUNT ACTIVITY

Date of Transaction	Merchant Name or Transaction Description	\$ Amount
03/27	Payment ThankYou Image Check	-1,056.75
03/27	Payment ThankYou Image Check	-1,337.05
03/27	Payment ThankYou Image Check	-190.78
03/27	Payment ThankYou Image Check	-6,515.95
04/08	AZ DEPT OF REVENUE TMACCONNEL@AZ AZ 100F 20016 \$ -80 ⁹²	203.28 150F 20017 \$ 284 ⁰⁰
04/08	PNP AZ DOR TAXFEE info@pointland MI 100F 20016 \$ -190	4.78 150F 20017 \$ 16 ⁸
	ROGER WOOD TRANSACTIONS THIS CYCLE (CARD 6481) \$8892.47- INCLUDING PAYMENTS RECEIVED	
03/10	THE HOME DEPOT 404 MESA AZ 20016	47.49 100F
	JEFF CRANMER TRANSACTIONS THIS CYCLE (CARD 6549) \$47.49	
03/12	AMZN Mkt US*PH48L77S3 Amzn.com/bill WA 19999	75.82 100F
03/14	ADOBE PHOTOGRAPHY PLAN 408-536-6000 CA 20040	129.83 100F
03/23	Amazon.com*2G2ZC3AK3 Amzn.com/bill WA 20041	50.64 100F
	DANIEL MCKINNEY TRANSACTIONS THIS CYCLE (CARD 6614) \$256.09	
03/10	WEIGHTVEST.COM WEIGHTVEST.CO ID 19995	839.80 100F
	BRETT BROMAN TRANSACTIONS THIS CYCLE (CARD 6630) \$839.80	
03/20	BESTBUYCOM806433731272 888-BESTBUY MN 100F 19985 \$ 404 ⁸⁹	606.44 150F 19986 \$ 200 ¹⁵
03/20	BESTBUYCOM806433731272 888-BESTBUY MN 100F 19985 \$ 202 ¹⁴	303.22 150F 19986 \$ 101 ⁰⁸
03/21	DNH*GODADDY.COM 480-5058855 AZ 100F 20024 \$ 106 ⁶⁵	159.88 150F 20025 \$ 53 ³³
03/22	BESTBUYCOM806433731272 888-BESTBUY MN 100F 19985 \$ 101 ⁰⁷	151.61 150F 19986 \$ 50 ⁵⁴
03/25	SMK*SURVEYMONKEY.COM 871-2311154 CA 100F 20054 \$ 855 ³⁰	1,283.04 150F 20055 \$ 427 ⁰⁸
03/27	Amazon.com*WQ5A15N63 Amzn.com/bill WA 20053	38.35 100F
	ANNA BUTEL TRANSACTIONS THIS CYCLE (CARD 6655) \$2542.64	
04/08	AMZN Mkt US Amzn.com/bill WA 20016	-32.06 100F
03/10	SUMMIT SIGN AND SAFETY 800-786-4035 FL 20016	117.55 100F
03/13	AMZN Mkt US*XB88U6313 Amzn.com/bill WA 100F 20016 \$ 418 ⁸⁴	62.76 150F 20017 \$ 209 ⁹²
03/15	AMZN Mkt US*LE7S700D3 Amzn.com/bill WA 100F 20016 \$ 116 ¹⁷	17.50 150F 20017 \$ 5 ⁸³
03/17	WPSG, INC. 810-8578070 PA 20107	1,054.25 200F
03/17	Amazon.com*2B8K89RE3 Amzn.com/bill WA 20016	142.61 100F
03/17	AMZN Mkt US*NG5TH7W33 Amzn.com/bill WA 20016	1,075.40 100F
03/21	Amazon.com*4W5MK9TH3 Amzn.com/bill WA 20016	73.83 100F
03/22	Bosch Automotive Service 711-8114840 MI 100F 20016 \$ 691 ⁰²	871.32 150F 20017 \$ 180 ⁰⁰
03/23	Amazon.com*Y23GH2AN3 Amzn.com/bill WA 20016	339.86 100F
03/23	MOORE INDUSTRIAL WEST CHESTER OH 20107	247.19 200F
03/22	OFFICE DEPOT #5101 800-463-3768 AZ 100F 20016 \$ 737 ⁴	110.61 150F 20017 \$ 36 ⁸⁷
03/22	OFFICE DEPOT #5101 800-463-3768 AZ 100F 20016 \$ 564 ⁰²	846.00 150F 20017 \$ 282 ⁰²
03/25	WPY*Texas Outdoors 855-469-3729 TX 20107	2,501.00 200F
03/26	AMZN Mkt US*403S44N53 Amzn.com/bill WA 20016	57.31 100F
03/30	APACHE JUNCTION MVD APACHE JUNCTI AZ 20167	4.00 200F
03/31	1000BULBS.COM 800-624-4488 TX 100F 20016 \$ 206 ⁹²	310.33 150F 20017 \$ 103 ⁴⁴
04/01	MTECH INC CHICO CA 20107	3,141.15 200F
04/01	AMZN Mkt US*7Z8PN5QX3 Amzn.com/bill WA 100F 20016 \$ 74 ¹¹	96.18 150F 20017 \$ 21 ³⁷
04/03	AMZN Mkt US*LD5U95VT3 Amzn.com/bill WA 100F 20016 \$ 416 ⁰⁴	69.97 150F 20017 \$ 23 ³³
04/02	AMZN Mkt US*6G8H30HY3 Amzn.com/bill WA 20016	81.23 100F
04/04	FEDEX 405711797 800-4633339 TN 20016	29.59 100F
04/03	AMZN Mkt US*5W9TL41E3 Amzn.com/bill WA 100F 20016 \$ 259 ⁷	38.95 150F 20017 \$ 12 ⁹⁸
04/07	FIREPENNY 187-729-1197 IL 20016	206.50 100F
04/07	AMZN Mkt US*18UB143 Amzn.com/bill WA 20107	39.06 200F
04/07	FIREPENNY 187-729-1197 IL 20016	231.36 100F
04/07	FEDEX 405960863 800-4633339 TN 20016	185.15 100F
04/08	AMZN Mkt US*WF7QR3T33 Amzn.com/bill WA 20107	64.97 200F
	VAUGHN CROSHAW TRANSACTIONS THIS CYCLE (CARD 0687) \$11983.37	
03/19	ONE BEAT CPR LEARNING 855-663-2328 FL 20002	1,420.00 400F
03/25	WAL-MART #1381 APACHE JUNCTI AZ 20056	136.19 100F
03/24	OFFICEMAX/DEPOT 8678 APACHE JUNCTI AZ 20051	47.98 100F
04/08	SPEEDWAY 02888 6509 HIGHW SEDONA AZ 20108	50.08 100F
	TINA GEROLA TRANSACTIONS THIS CYCLE (CARD 6473) \$1654.23	

ACCOUNT ACTIVITY (CONTINUED)

Date of Transaction	Merchant Name or Transaction Description	\$ Amount
03/22	United Fire Equipment Co Tucson AZ 20031	162.26 100F
03/25	APPLE.COM/US 800-676-2775 CA 20105	470.18 100F
03/25	APPLE.COM/US 800-676-2775 CA 20105	470.18 100F
03/25	APPLE.COM/US 800-676-2775 CA 20105	470.18 100F
03/25	APPLE.COM/US 800-676-2775 CA 20105	470.18 100F
03/25	APPLE.COM/US 800-692-7753 CA 20105	470.18 100F
03/30	WONDERSHARE SOFTWARE(H HONG KONG 20105	39.99 100F
03/30	WONDERSHARE SOFTWARE(H HONG KONG 20105	59.88 100F
FOX TANNER TRANSACTIONS THIS CYCLE (CARD 2689) \$2603.03		
03/18	STAPLS7326835485000001 877-8267755 NJ 100F 20012 \$781.01	1,171.93 100F 20132 \$390.65
03/23	STAPLS7327090493000001 877-8267755 NJ 100F 20012 \$31.96	55.44 100F 20132 \$18.48
03/24	STAPLS7327211621000001 877-8267755 NJ 100F 20012 \$107.48	101.22 100F 20132 \$33.74
03/24	STAPLS7327211621000002 877-8267755 NJ 100F 20012 \$97.83	146.75 100F 20132 \$48.92
KELLY BARTZ TRANSACTIONS THIS CYCLE (CARD 3849) \$1475.34		
03/11	NATIONAL REGISTRY EMT 614-888-4484 OH 19997	125.00 100F
03/11	NATIONAL REGISTRY EMT 614-888-4484 OH 19996	20.00 100F
DAVID POHLMANN TRANSACTIONS THIS CYCLE (CARD 1439) \$145.00		

2021 Totals Year-to-Date	
Total fees charged in 2021	\$0.00
Total interest charged in 2021	\$0.00

Year-to-date totals do not reflect any fee or interest refunds you may have received.

INTEREST CHARGES

Your Annual Percentage Rate (APR) is the annual interest rate on your account.

Balance Type	Annual Percentage Rate (APR)	Balance Subject To Interest Rate	Interest Charges
PURCHASES			
Purchases	10.24%(v)(d)	- 0 -	- 0 -
CASH ADVANCES			
Cash Advances	19.24%(v)(d)	- 0 -	- 0 -
BALANCE TRANSFERS			
Balance Transfer	10.24%(v)(d)	- 0 -	- 0 -

31 Days In Billing Period

(v) = Variable Rate
 (d) = Daily Balance Method (including new transactions)
 (e) = Average Daily Balance Method (including new transactions)
 Please see Information About Your Account section for the Calculation of Balance Subject to Interest Rate, Annual Renewal Notice, How to Avoid Interest on Purchases, and other important information, as applicable.

*Includes interest charges on Late or Return Payment fees.
 **This My Chase Loan has expired. Interest will continue to accrue on this My Chase Loan balance until it is paid in full.



**Superstition Fire & Medical District
Monthly Pinal County Treasurer's Bank Account Reconciliation**

500 Debt Principal Fund

Reconciliation References:

- A Previous month's bank ending balance / current month's bank beginning balance
 - B Interest Income
 - C Current month's property tax receipts (real and personal)
 - D Current month's bank ending balance
 - E Cash Balance per G/L Balance Sheet
- *consolidated account ending 1407 (original bond account) into 1409 (refinanced bond account)



**Superstition Fire & Medical District
Debt Retirement Principal (Fund 500) Cash Reconciliation
Fiscal Year 2020 - 2021
4/30/2021**

	Deposits (Cash Receipts)	Cash Disbursements	Book Balance
Book Balance as of: 4/1/2021			<u>\$663,406.70</u> (A)
<u>Activity During the Month</u>			
Journal Entries:			
Interest Income (Expense):	90.99		90.99 (B)
Cash Receipts			
Real Estate Taxes	121,112.85		121,112.85 (C)
Personal Property Taxes	2,749.71		2,749.71
SRP Contributions			-
Deposits			
Revenue Transfer			-
Cash Disbursements			
A) Accounts Payable			-
B) Transfer In / Out			-
C) Refund Interest			-
	<u>\$123,953.55</u>	<u>0.00</u>	<u>\$787,360.25</u>
<u>Pinal County Bank Balance</u>			
Ending Bank Balance as of: 4/30/2021	Balance from YTD Column		\$ 787,360.25 (D)
Less: Outstanding Warrants	Check #		-
Plus: Deposits in Transit			-
			<u>\$ 787,360.25</u>
Prepared by: <i>[Signature]</i> 5/3/21			Balance per B/S \$ 787,360.25 (E)
Reviewed by: <i>[Signature]</i> 5/6/2021			Difference \$ -



Pinal County Treasurer

Monthly Statement

Date Range: 4/1/2021 to 4/30/2021

Account	Period	YTD		
6116421409	Super Fire & Med Debt Refunding Prin Series 2018			
Begin Balance:	(A) 663,406.70	238,217.08		
Income:	123,953.55	549,144.08		
LOC Advance:	.00	.00		
Expense:	.00	(.91)	LOC:	.00
LOC Payments:	.00	.00	Warrants Outstanding:	.00
Cash Balance:	(D) 787,360.25	787,360.25	End:	787,360.25

Monthly Statement Summary

Source Code	Description	MTDAmount	YTDAmount
6116421409	Super Fire & Med Debt Refunding Prin Series 2018	Beginning Balance: 663,406.70	238,217.08
11100.2018	2018 Real Estate Taxes	.00	(49.57)
11100.2019	2019 Real Estate Taxes	.00	6,128.96
11100.2020	2020 Real Estate Taxes	121,112.85	495,380.18
12100.2018	2018 Personal Property Taxes	15.15	(687.52)
12100.2019	2019 Personal Property Taxes	31.46	864.93
12100.2020	2020 Personal Property Taxes	2,662.20	37,433.28
14100.0	Salt River Contribution	.00	7,366.02
18200.2007	2007 Taxes Transferred	.00	2.23
18200.2008	2008 Taxes Transferred	.00	1.42
18200.2009	2009 Taxes Transferred	.00	2.13
18200.2010	2010 Taxes Transferred	.00	5.54
18200.2011	2011 Taxes Transferred	2.23	20.20
18200.2012	2012 Taxes Transferred	3.13	34.53
18200.2013	2013 Taxes Transferred	4.55	39.91
18200.2014	2014 Taxes Transferred	3.67	66.53
18200.2015	2015 Taxes Transferred	5.90	77.35
18200.2016	2016 Taxes Transferred	6.05	58.38
18200.2017	2017 Taxes Transferred	15.37	(45.80)
21100.43	Wells Fargo Trust Investment Interest	.09	.71
21100.46	Wells Fargo Investment Investment Interest	12.14	244.31
21100.47	WF Money Market Investment Interest	2.17	50.33
21100.48	WF Brokerage Account Investment Interest	33.46	105.53
21100.55	Multi-Bank Securities Investment Interest	7.40	184.26
21100.70	Vining Sparks Investment Interest	25.17	1,417.23
21100.80	Stifel Nicolaus & Company Investment Interest	10.56	443.91
73750.0	Revenue Transfer	.00	(.90)
90400.0	Refund Interest	.00	(.91)
Ending Balance:		787,360.25	787,360.25

Handwritten notes: (C) \$123,862.56 (circled), (B) \$90.99 (circled)

Monthly Statement Detail

Date	Notes	Doc #	Amount	C/D
6116421409 Super Fire & Med Debt Refunding Prin Series 2018			Beginning Balance: 663,406.70	
11100.2020 2020 Real Estate Taxes			Source Code Total: 121,112.85	
04/01	Tax Distribution	0	212.13	C
04/01	Tax Distribution	0	40.39	C
04/01	Tax Distribution	0	202.48	C
04/01	Tax Distribution	0	25.17	C
04/02	Tax Distribution	0	152.62	C
04/02	Tax Distribution	0	268.24	C



Pinal County Treasurer

Monthly Statement

Date Range: 4/1/2021 to 4/30/2021

04/02 Tax Distribution	0	90.66	C
04/02 Tax Distribution	0	23.48	C
04/02 Tax Distribution	0	184.00	C
04/02 Tax Distribution	0	127.50	C
04/05 Tax Distribution	0	64.16	C
04/05 Tax Distribution	0	403.08	C
04/05 Tax Distribution	0	285.68	C
04/05 Tax Distribution	0	10.73	C
04/06 Tax Distribution	0	443.86	C
04/06 Tax Distribution	0	191.13	C
04/06 Tax Distribution	0	282.40	C
04/06 Tax Distribution	0	190.33	C
04/06 Tax Distribution	0	448.20	C
04/06 Tax Distribution	0	96.45	C
04/07 Tax Distribution	0	109.86	C
04/07 Tax Distribution	0	335.38	C
04/07 Tax Distribution	0	133.66	C
04/07 Tax Distribution	0	111.94	C
04/08 Tax Distribution	0	(12.32)	C
04/08 Tax Distribution	0	141.26	C
04/08 Tax Distribution	0	83.52	C
04/08 Tax Distribution	0	97.16	C
04/08 Tax Distribution	0	338.81	C
04/09 Tax Distribution	0	15.05	C
04/09 Tax Distribution	0	498.75	C
04/09 Tax Distribution	0	793.22	C
04/09 Tax Distribution	0	386.88	C
04/12 Tax Distribution	0	585.15	C
04/12 Tax Distribution	0	5.80	C
04/12 Tax Distribution	0	286.93	C
04/12 Tax Distribution	0	300.04	C
04/12 Tax Distribution	0	260.44	C
04/12 Tax Distribution	0	100.71	C
04/13 Tax Distribution	0	951.71	C
04/13 Tax Distribution	0	438.07	C
04/13 Tax Distribution	0	584.25	C
04/13 Tax Distribution	0	6.05	C
04/13 Tax Distribution	0	178.33	C
04/13 Tax Distribution	0	177.33	C
04/13 Tax Distribution	0	219.61	C
04/14 Tax Distribution	0	116.45	C
04/14 Tax Distribution	0	208.24	C
04/14 Tax Distribution	0	118.70	C
04/14 Tax Distribution	0	261.33	C
04/14 Tax Distribution	0	141.76	C
04/15 Tax Distribution	0	(18.05)	C
04/15 Tax Distribution	0	178.66	C
04/15 Tax Distribution	0	174.36	C
04/15 Tax Distribution	0	50.33	C
04/15 Tax Distribution	0	29.66	C
04/15 Tax Distribution	0	47.96	C
04/15 Tax Distribution	0	31.26	C
04/16 Tax Distribution	0	1,469.79	C
04/16 Tax Distribution	0	569.16	C
04/16 Tax Distribution	0	376.69	C
04/16 Tax Distribution	0	162.23	C
04/16 Tax Distribution	0	54.65	C



Pinal County Treasurer

Monthly Statement

Date Range: 4/1/2021 to 4/30/2021

04/16 Tax Distribution	0	73.25	C
04/19 Tax Distribution	0	99.23	C
04/19 Tax Distribution	0	269.07	C
04/19 Tax Distribution	0	971.65	C
04/19 Tax Distribution	0	353.19	C
04/19 Tax Distribution	0	124.58	C
04/20 Tax Distribution	0	1,210.59	C
04/20 Tax Distribution	0	268.27	C
04/20 Tax Distribution	0	692.44	C
04/20 Tax Distribution	0	442.73	C
04/20 Tax Distribution	0	166.23	C
04/21 Tax Distribution	0	75.87	C
04/21 Tax Distribution	0	10,108.36	C
04/21 Tax Distribution	0	410.09	C
04/21 Tax Distribution	0	333.86	C
04/21 Tax Distribution	0	301.49	C
04/21 Tax Distribution	0	38.04	C
04/22 Tax Distribution	0	(21.75)	C
04/22 Tax Distribution	0	194.05	C
04/22 Tax Distribution	0	343.14	C
04/22 Tax Distribution	0	214.07	C
04/22 Tax Distribution	0	987.71	C
04/22 Tax Distribution	0	168.61	C
04/23 Tax Distribution	0	63,274.97	C
04/23 Tax Distribution	0	1,296.37	C
04/23 Tax Distribution	0	611.38	C
04/23 Tax Distribution	0	5.40	C
04/26 Tax Distribution	0	149.07	C
04/26 Tax Distribution	0	753.59	C
04/26 Tax Distribution	0	8.48	C
04/26 Tax Distribution	0	227.97	C
04/26 Tax Distribution	0	515.22	C
04/26 Tax Distribution	0	325.88	C
04/27 Tax Distribution	0	1,344.22	C
04/27 Tax Distribution	0	890.09	C
04/27 Tax Distribution	0	706.73	C
04/27 Tax Distribution	0	503.63	C
04/27 Tax Distribution	0	494.43	C
04/27 Tax Distribution	0	36.07	C
04/27 Tax Distribution	0	140.56	C
04/28 Tax Distribution	0	6,851.83	C
04/28 Tax Distribution	0	929.66	C
04/28 Tax Distribution	0	205.96	C
04/28 Tax Distribution	0	568.33	C
04/28 Tax Distribution	0	239.62	C
04/28 Tax Distribution	0	54.91	C
04/29 Tax Distribution	0	708.88	C
04/29 Tax Distribution	0	452.04	C
04/29 Tax Distribution	0	256.52	C
04/29 Tax Distribution	0	710.24	C
04/29 Tax Distribution	0	101.43	C
04/29 Tax Distribution	0	78.31	C
04/29 Tax Distribution	0	689.23	C
04/30 Tax Distribution	0	162.69	C
04/30 Tax Distribution	0	923.35	C
04/30 Tax Distribution	0	572.49	C
04/30 Tax Distribution	0	944.24	C



Pinal County Treasurer

Monthly Statement

Date Range: 4/1/2021 to 4/30/2021

04/30 Tax Distribution	0	1,629.55	C
04/30 Tax Distribution	0	166.01	C
04/30 Tax Distribution	0	915.27	C
12100.2018 2018 Personal Property Taxes		Source Code Total: 15.15	
04/01 Tax Distribution	0	.66	C
04/05 Tax Distribution	0	1.43	C
04/06 Tax Distribution	0	1.17	C
04/07 Tax Distribution	0	.99	C
04/08 Tax Distribution	0	.62	C
04/09 Tax Distribution	0	1.59	C
04/16 Tax Distribution	0	.94	C
04/21 Tax Distribution	0	.97	C
04/26 Tax Distribution	0	.58	C
04/27 Tax Distribution	0	1.09	C
04/28 Tax Distribution	0	3.37	C
04/30 Tax Distribution	0	1.74	C
12100.2019 2019 Personal Property Taxes		Source Code Total: 31.46	
04/06 Tax Distribution	0	.96	C
04/07 Tax Distribution	0	1.63	C
04/07 Tax Distribution	0	.82	C
04/08 Tax Distribution	0	.62	C
04/08 Tax Distribution	0	4.81	C
04/09 Tax Distribution	0	1.74	C
04/13 Tax Distribution	0	.12	C
04/16 Tax Distribution	0	.77	C
04/16 Tax Distribution	0	3.06	C
04/19 Tax Distribution	0	2.42	C
04/19 Tax Distribution	0	3.80	C
04/20 Tax Distribution	0	.79	C
04/20 Tax Distribution	0	1.50	C
04/21 Tax Distribution	0	.69	C
04/22 Tax Distribution	0	.59	C
04/26 Tax Distribution	0	.48	C
04/28 Tax Distribution	0	2.78	C
04/29 Tax Distribution	0	2.33	C
04/30 Tax Distribution	0	.55	C
04/30 Tax Distribution	0	1.00	C
12100.2020 2020 Personal Property Taxes		Source Code Total: 2,662.20	
04/01 Tax Distribution	0	11.23	C
04/01 Tax Distribution	0	5.78	C
04/01 Tax Distribution	0	.02	C
04/01 Tax Distribution	0	21.87	C
04/02 Tax Distribution	0	16.00	C
04/02 Tax Distribution	0	21.47	C
04/02 Tax Distribution	0	8.63	C
04/02 Tax Distribution	0	.06	C
04/02 Tax Distribution	0	3.24	C
04/02 Tax Distribution	0	14.70	C
04/05 Tax Distribution	0	6.49	C
04/05 Tax Distribution	0	12.55	C
04/05 Tax Distribution	0	28.43	C
04/06 Tax Distribution	0	17.62	C
04/06 Tax Distribution	0	16.54	C
04/06 Tax Distribution	0	10.15	C
04/06 Tax Distribution	0	21.77	C
04/07 Tax Distribution	0	10.55	C
04/07 Tax Distribution	0	22.02	C




Pinal County Treasurer

Monthly Statement

Date Range: 4/1/2021 to 4/30/2021

04/07 Tax Distribution	0	21.36	C
04/08 Tax Distribution	0	1.49	C
04/08 Tax Distribution	0	4.72	C
04/08 Tax Distribution	0	11.41	C
04/09 Tax Distribution	0	27.20	C
04/09 Tax Distribution	0	23.65	C
04/09 Tax Distribution	0	4.21	C
04/12 Tax Distribution	0	85.04	C
04/12 Tax Distribution	0	8.36	C
04/12 Tax Distribution	0	307.93	C
04/12 Tax Distribution	0	3.66	C
04/13 Tax Distribution	0	22.13	C
04/13 Tax Distribution	0	122.99	C
04/13 Tax Distribution	0	11.59	C
04/13 Tax Distribution	0	6.76	C
04/14 Tax Distribution	0	4.68	C
04/14 Tax Distribution	0	11.23	C
04/14 Tax Distribution	0	4.40	C
04/14 Tax Distribution	0	36.33	C
04/14 Tax Distribution	0	13.44	C
04/15 Tax Distribution	0	28.19	C
04/15 Tax Distribution	0	.65	C
04/15 Tax Distribution	0	11.27	C
04/16 Tax Distribution	0	12.58	C
04/16 Tax Distribution	0	36.09	C
04/16 Tax Distribution	0	8.56	C
04/16 Tax Distribution	0	15.42	C
04/16 Tax Distribution	0	9.03	C
04/19 Tax Distribution	0	2.37	C
04/19 Tax Distribution	0	78.84	C
04/19 Tax Distribution	0	27.46	C
04/19 Tax Distribution	0	4.79	C
04/20 Tax Distribution	0	89.37	C
04/20 Tax Distribution	0	14.21	C
04/20 Tax Distribution	0	16.73	C
04/20 Tax Distribution	0	5.48	C
04/21 Tax Distribution	0	5.29	C
04/21 Tax Distribution	0	1.61	C
04/21 Tax Distribution	0	5.12	C
04/21 Tax Distribution	0	1.41	C
04/21 Tax Distribution	0	36.10	C
04/22 Tax Distribution	0	7.85	C
04/22 Tax Distribution	0	17.83	C
04/22 Tax Distribution	0	13.95	C
04/22 Tax Distribution	0	.07	C
04/22 Tax Distribution	0	3.72	C
04/23 Tax Distribution	0	14.73	C
04/23 Tax Distribution	0	8.17	C
04/23 Tax Distribution	0	10.04	C
04/26 Tax Distribution	0	11.69	C
04/26 Tax Distribution	0	9.85	C
04/26 Tax Distribution	0	3.10	C
04/26 Tax Distribution	0	13.25	C
04/26 Tax Distribution	0	11.36	C
04/26 Tax Distribution	0	6.74	C
04/27 Tax Distribution	0	44.23	C
04/27 Tax Distribution	0	280.47	C



Pinal County Treasurer

Monthly Statement

Date Range: 4/1/2021 to 4/30/2021

04/27 Tax Distribution	0	374.43	C
04/27 Tax Distribution	0	6.92	C
04/27 Tax Distribution	0	40.24	C
04/27 Tax Distribution	0	3.40	C
04/28 Tax Distribution	0	15.99	C
04/28 Tax Distribution	0	8.86	C
04/28 Tax Distribution	0	17.83	C
04/28 Tax Distribution	0	14.38	C
04/29 Tax Distribution	0	23.46	C
04/29 Tax Distribution	0	49.07	C
04/29 Tax Distribution	0	8.64	C
04/29 Tax Distribution	0	41.37	C
04/29 Tax Distribution	0	2.03	C
04/29 Tax Distribution	0	6.46	C
04/30 Tax Distribution	0	41.38	C
04/30 Tax Distribution	0	126.66	C
04/30 Tax Distribution	0	23.17	C
04/30 Tax Distribution	0	8.05	C
04/30 Tax Distribution	0	.54	C
18200.2011 2011 Taxes Transferred		Source Code Total:	2.23 C
04/28 MATURED DEBT SVC FR 6-11642-1407	0	2.23	C
18200.2012 2012 Taxes Transferred		Source Code Total:	3.13 C
04/16 MATURED DEBT SVC FR 6-11642-1407	0	.71	C
04/28 MATURED DEBT SVC FR 6-11642-1407	0	2.42	C
18200.2013 2013 Taxes Transferred		Source Code Total:	4.55 C
04/16 MATURED DEBT SVC FR 6-11642-1407	0	.69	C
04/28 MATURED DEBT SVC FR 6-11642-1407	0	2.38	C
04/29 MATURED DEBT SVC FR 6-11642-1407	0	1.48	C
18200.2014 2014 Taxes Transferred		Source Code Total:	3.67 C
04/16 MATURED DEBT SVC FR 6-11642-1407	0	.70	C
04/26 MATURED DEBT SVC FR 6-11642-1407	0	.44	C
04/28 MATURED DEBT SVC FR 6-11642-1407	0	2.53	C
18200.2015 2015 Taxes Transferred		Source Code Total:	5.90 C
04/09 MATURED DEBT SVC FR 6-11642-1407	0	.23	C
04/12 MATURED DEBT SVC FR 6-11642-1407	0	1.03	C
04/16 MATURED DEBT SVC FR 6-11642-1407	0	.74	C
04/26 MATURED DEBT SVC FR 6-11642-1407	0	.46	C
04/28 MATURED DEBT SVC FR 6-11642-1407	0	3.44	C
18200.2016 2016 Taxes Transferred		Source Code Total:	6.05 C
04/09 MATURED DEBT SVC FR 6-11642-1407	0	.15	C
04/16 MATURED DEBT SVC FR 6-11642-1407	0	.77	C
04/26 MATURED DEBT SVC FR 6-11642-1407	0	.48	C
04/28 MATURED DEBT SVC FR 6-11642-1407	0	4.08	C
04/30 MATURED DEBT SVC FR 6-11642-1407	0	.57	C
18200.2017 2017 Taxes Transferred		Source Code Total:	15.37 C
04/05 MATURED DEBT SVC FR 6-11642-1407	0	2.10	C
04/06 MATURED DEBT SVC FR 6-11642-1407	0	1.01	C
04/07 MATURED DEBT SVC FR 6-11642-1407	0	5.38	C
04/07 MATURED DEBT SVC FR 6-11642-1407	0	.06	C
04/09 MATURED DEBT SVC FR 6-11642-1407	0	1.40	C
04/14 MATURED DEBT SVC FR 6-11642-1407	0	.31	C
04/16 MATURED DEBT SVC FR 6-11642-1407	0	.81	C
04/26 MATURED DEBT SVC FR 6-11642-1407	0	.50	C
04/28 MATURED DEBT SVC FR 6-11642-1407	0	3.20	C
04/30 MATURED DEBT SVC FR 6-11642-1407	0	.60	C
21100.43 Wells Fargo Trust Investment Interest		Source Code Total:	.09 C
04/05 Investment Interest	0	.09	C



Pinal County Treasurer

Monthly Statement

Date Range: 4/1/2021 to 4/30/2021

21100.46 Wells Fargo Investment Investment Interest		Source Code Total: 12.14
04/22 Investment Interest	0	12.14 C
21100.47 WF Money Market Investment Interest		Source Code Total: 2.17
04/01 Investment Interest	0	2.17 C
21100.48 WF Brokerage Account Investment Interest		Source Code Total: 33.46
04/01 Investment Interest	0	1.56 C
04/08 Investment Interest	0	11.81 C
04/09 Investment Interest	0	1.32 C
04/15 Investment Interest	0	4.77 C
04/21 Investment Interest	0	10.22 C
04/23 Investment Interest	0	3.78 C
21100.55 Multi-Bank Securities Investment Interest		Source Code Total: 7.40
04/21 Investment Interest	0	2.35 C
04/22 Investment Interest	0	2.79 C
04/30 Investment Interest	0	2.26 C
21100.70 Vining Sparks Investment Interest		Source Code Total: 25.17
04/05 Investment Interest	0	1.77 C
04/08 Investment Interest	0	13.44 C
04/29 Investment Interest	0	9.96 C
21100.80 Stifel Nicolaus & Company Investment Interest		Source Code Total: 10.56
04/09 Investment Interest	0	1.70 C
04/13 Investment Interest	0	7.15 C
04/14 Investment Interest	0	1.71 C

6116421409 Super Fire & Med Debt Refunding Prin Series 2018 **Ending Balance: 787,360.25**



Pinal County Treasurer

Monthly Statement

Date Range: 4/1/2021 to 4/30/2021


Account	Period	YTD		
6116421408	Superstition Fire & Medical Dist Debt Ret Int 2006			
Begin Balance:	.00	.00		
Income:	.00	.57		
LOC Advance:	.00	.00		
Expense:	.00	(.57)	LOC:	.00
LOC Payments:	.00	.00	Warrants Outstanding:	.00
Cash Balance:	.00	.00	End:	.00

Monthly Statement Summary

Source Code	Description	MTDAmount	YTDAmount
6116421408	Superstition Fire & Medical Dist Debt Ret Int 2006	Beginning Balance:	.00 .00
11100.2009	2009 Real Estate Taxes	.00	.05
11100.2010	2010 Real Estate Taxes	.00	.12
11100.2011	2011 Real Estate Taxes	.00	.16
11100.2012	2012 Real Estate Taxes	.00	.18
11100.2013	2013 Real Estate Taxes	.00	.16
11100.2014	2014 Real Estate Taxes	.00	.16
11100.2015	2015 Real Estate Taxes	.00	(32.86)
11100.2016	2016 Real Estate Taxes	.00	(96.32)
11100.2017	2017 Real Estate Taxes	.00	(131.35)
12100.2007	2007 Personal Property Taxes	.00	2.22
12100.2008	2008 Personal Property Taxes	.00	1.98
12100.2009	2009 Personal Property Taxes	.00	2.70
12100.2010	2010 Personal Property Taxes	.00	6.53
12100.2011	2011 Personal Property Taxes	2.68	24.06
12100.2012	2012 Personal Property Taxes	2.95	32.39
12100.2013	2013 Personal Property Taxes	4.24	37.03
12100.2014	2014 Personal Property Taxes	3.14	56.83
12100.2015	2015 Personal Property Taxes	4.51	91.97
12100.2016	2016 Personal Property Taxes	4.18	136.52
12100.2017	2017 Personal Property Taxes	9.38	103.40
18200.2007	2007 Taxes Transferred	.00	(2.22)
18200.2008	2008 Taxes Transferred	.00	(1.98)
18200.2009	2009 Taxes Transferred	.00	(2.75)
18200.2010	2010 Taxes Transferred	.00	(6.65)
18200.2011	2011 Taxes Transferred	(2.68)	(24.22)
18200.2012	2012 Taxes Transferred	(2.95)	(32.57)
18200.2013	2013 Taxes Transferred	(4.24)	(37.19)
18200.2014	2014 Taxes Transferred	(3.14)	(56.99)
18200.2015	2015 Taxes Transferred	(4.51)	(59.11)
18200.2016	2016 Taxes Transferred	(4.18)	(40.20)
18200.2017	2017 Taxes Transferred	(9.38)	27.95
7200.0	Revenue Transfer	.00	.57
9000.0	Refund Interest	.00	(.57)
Ending Balance:		.00	.00

Monthly Statement Detail

Date	Notes	Doc #	Amount	C/D
			Beginning Balance:	.00



Pinal County Treasurer

Monthly Statement

Date Range: 4/1/2021 to 4/30/2021

12100.2011 2011 Personal Property Taxes		Source Code Total: 2.68
04/28 Tax Distribution	0	2.68 C
12100.2012 2012 Personal Property Taxes		Source Code Total: 2.95
04/16 Tax Distribution	0	.67 C
04/28 Tax Distribution	0	2.28 C
12100.2013 2013 Personal Property Taxes		Source Code Total: 4.24
04/16 Tax Distribution	0	.64 C
04/28 Tax Distribution	0	2.22 C
04/29 Tax Distribution	0	1.38 C
12100.2014 2014 Personal Property Taxes		Source Code Total: 3.14
04/16 Tax Distribution	0	.60 C
04/26 Tax Distribution	0	.37 C
04/28 Tax Distribution	0	2.17 C
12100.2015 2015 Personal Property Taxes		Source Code Total: 4.51
04/09 Tax Distribution	0	.18 C
04/12 Tax Distribution	0	.79 C
04/16 Tax Distribution	0	.56 C
04/26 Tax Distribution	0	.35 C
04/28 Tax Distribution	0	2.63 C
12100.2016 2016 Personal Property Taxes		Source Code Total: 4.18
04/09 Tax Distribution	0	.11 C
04/16 Tax Distribution	0	.53 C
04/26 Tax Distribution	0	.33 C
04/28 Tax Distribution	0	2.82 C
04/30 Tax Distribution	0	.39 C
12100.2017 2017 Personal Property Taxes		Source Code Total: 9.38
04/05 Tax Distribution	0	1.28 C
04/06 Tax Distribution	0	.62 C
04/07 Tax Distribution	0	3.29 C
04/07 Tax Distribution	0	.04 C
04/09 Tax Distribution	0	.85 C
04/14 Tax Distribution	0	.19 C
04/16 Tax Distribution	0	.49 C
04/26 Tax Distribution	0	.31 C
04/28 Tax Distribution	0	1.95 C
04/30 Tax Distribution	0	.36 C
18200.2011 2011 Taxes Transferred		Source Code Total: (2.68)
04/28 MATURED DEBT SVC FR 6-11642-1408	0	(2.68) C
18200.2012 2012 Taxes Transferred		Source Code Total: (2.95)
04/16 MATURED DEBT SVC FR 6-11642-1408	0	(.67) C
04/28 MATURED DEBT SVC FR 6-11642-1408	0	(2.28) C
18200.2013 2013 Taxes Transferred		Source Code Total: (4.24)
04/16 MATURED DEBT SVC FR 6-11642-1408	0	(.64) C
04/28 MATURED DEBT SVC FR 6-11642-1408	0	(2.22) C
04/29 MATURED DEBT SVC FR 6-11642-1408	0	(1.38) C
18200.2014 2014 Taxes Transferred		Source Code Total: (3.14)
04/16 MATURED DEBT SVC FR 6-11642-1408	0	(.60) C
04/26 MATURED DEBT SVC FR 6-11642-1408	0	(.37) C
04/28 MATURED DEBT SVC FR 6-11642-1408	0	(2.17) C
18200.2015 2015 Taxes Transferred		Source Code Total: (4.51)
04/09 MATURED DEBT SVC FR 6-11642-1408	0	(.18) C
04/12 MATURED DEBT SVC FR 6-11642-1408	0	(.79) C
04/16 MATURED DEBT SVC FR 6-11642-1408	0	(.56) C
04/26 MATURED DEBT SVC FR 6-11642-1408	0	(.35) C
04/28 MATURED DEBT SVC FR 6-11642-1408	0	(2.63) C
18200.2016 2016 Taxes Transferred		Source Code Total: (4.18)
04/09 MATURED DEBT SVC FR 6-11642-1408	0	(.11) C



Pinal County Treasurer

Monthly Statement

Date Range: 4/1/2021 to 4/30/2021

04/16 MATURED DEBT SVC FR 6-11642-1408	0	(.53)	C
04/26 MATURED DEBT SVC FR 6-11642-1408	0	(.33)	C
04/28 MATURED DEBT SVC FR 6-11642-1408	0	(2.82)	C
04/30 MATURED DEBT SVC FR 6-11642-1408	0	(.39)	C
18200.2017 2017 Taxes Transferred		Source Code Total: (9.38)	
04/05 MATURED DEBT SVC FR 6-11642-1408	0	(1.28)	C
04/06 MATURED DEBT SVC FR 6-11642-1408	0	(.62)	C
04/07 MATURED DEBT SVC FR 6-11642-1408	0	(3.29)	C
04/07 MATURED DEBT SVC FR 6-11642-1408	0	(.04)	C
04/09 MATURED DEBT SVC FR 6-11642-1408	0	(.85)	C
04/14 MATURED DEBT SVC FR 6-11642-1408	0	(.19)	C
04/16 MATURED DEBT SVC FR 6-11642-1408	0	(.49)	C
04/26 MATURED DEBT SVC FR 6-11642-1408	0	(.31)	C
04/28 MATURED DEBT SVC FR 6-11642-1408	0	(1.95)	C
04/30 MATURED DEBT SVC FR 6-11642-1408	0	(.36)	C
6116421408 Superstition Fire & Medical Dist Debt Ret Int 2006		Ending Balance: .00	

Superstition Fire & Medical District

Balance Sheet

As of 4/30/2021

FUND: (500) Debt Retirement Principal Fund

Assets

Current Assets

Fund Cash - Debt Retirement Principal

\$787,360.25

Total Current Assets

\$787,360.25

(E)

Total Assets

\$787,360.25

Liabilities and Equity

Equity

Fund Balance - Debt Retirement Principal

\$238,217.08

Current Year Profit/Loss

549,143.17

Total Equity

787,360.25

Total Liabilities and Equity

\$787,360.25

Superstition Fire & Medical District Monthly Pinal County Treasurer's Bank Account Reconciliation

600 Debt Interest Fund

Reconciliation References:

- A Previous month's bank ending balance / current month's bank beginning balance
- B Interest Income
- C Current month's property tax receipts (real and personal)
- D Current month's bank ending balance
- E Cash Balance per G/L Balance Sheet
*consolidated account ending 1408 (original bond account) into 1410 (refinanced bond account)



Superstition Fire & Medical District
Debt Retirement Interest (Fund 600) Cash Reconciliation
Fiscal Year 2020 - 2021
4/30/2021

	Deposits (Cash Receipts)	Cash Disbursements	Treasurer's Balance	Book Balance
Book Balance as of: 4/1/2021				\$77,598.50 (A)
<u>Activity During the Month</u>				
Journal Entries:				
Interest Income (Expense):	13.15			13.15 (B)
Cash Receipts				
Real Estate Taxes	19,049.92			19,049.92 (C)
Personal Property Taxes	461.51			461.51
SRP Contributions				-
Deposits				-
Revenue Transfer				-
Cash Disbursements				
A) Accounts Payable				-
B) Transfer In / Out				-
C) Refund Interest				-
	\$19,524.58	0.00		\$97,123.08
<u>Pinal County Bank Balance</u>				
Ending Bank Balance as of: 4/30/2021		Balance from YTD Column		\$ 97,123.08 (D)
Less: Outstanding Warrants		Check #		-
Plus: Deposits in Transit				-
				\$ 97,123.08
Prepared by: <u>Jane Duke 5/3/21</u>				\$ 97,123.08 (E)
Reviewed by: <u>Roger Wood 5/6/2021</u>				Difference \$ -



Pinal County Treasurer

Monthly Statement

Date Range: 4/1/2021 to 4/30/2021

Account	Period	YTD		
6116421410	Super Fire & Med Debt Refunding Int Series 2018			
Begin Balance:	(A) 77,598.50	71,044.62		
Income:	19,524.58	87,728.90		
LOC Advance:	.00	.00		
Expense:	.00	(61,650.44)	LOC:	.00
LOC Payments:	.00	.00	Warrants Outstanding:	.00
Cash Balance:	(D) 97,123.08	97,123.08	End:	97,123.08

Monthly Statement Summary

Source Code	Description	MTDAmount	YTDAmount
6116421410	Super Fire & Med Debt Refunding Int Series 2018	Beginning Balance: 77,598.50	71,044.62
11100.2018	2018 Real Estate Taxes	.00	(6.88)
11100.2019	2019 Real Estate Taxes	.00	1,888.92
11100.2020	2020 Real Estate Taxes	19,049.92	77,916.44
12100.2018	2018 Personal Property Taxes	2.12	(95.88)
12100.2019	2019 Personal Property Taxes	9.67	266.54
12100.2020	2020 Personal Property Taxes	418.64	5,887.32
14100.0	Salt River Contribution	.00	1,158.52
18200.2007	2007 Taxes Transferred	.00	2.22
18200.2008	2008 Taxes Transferred	.00	1.98
18200.2009	2009 Taxes Transferred	.00	2.75
18200.2010	2010 Taxes Transferred	.00	6.65
18200.2011	2011 Taxes Transferred	2.68	24.22
18200.2012	2012 Taxes Transferred	2.95	32.57
18200.2013	2013 Taxes Transferred	4.24	37.19
18200.2014	2014 Taxes Transferred	3.14	56.99
18200.2015	2015 Taxes Transferred	4.51	59.11
18200.2016	2016 Taxes Transferred	4.18	40.20
18200.2017	2017 Taxes Transferred	9.38	(27.95)
21100.43	Wells Fargo Trust Investment Interest	.01	.14
21100.46	Wells Fargo Investment Investment Interest	1.83	54.20
21100.47	WF Money Market Investment Interest	.25	10.53
21100.48	WF Brokerage Account Investment Interest	4.79	20.57
21100.55	Multi-Bank Securities Investment Interest	1.10	33.96
21100.70	Vining Sparks Investment Interest	3.51	274.60
21100.80	Stifel Nicolaus & Company Investment Interest	1.66	84.56
73750.0	Revenue Transfer	.00	(.57)
90400.0	Refund Interest	.00	(.15)
90810.0	Coupons Paid	.00	(61,650.29)
Ending Balance:		97,123.08	97,123.08

Handwritten notes:
 (C) \$19,511.43 (bracketed around Real Estate Taxes)
 (B) \$1315 (bracketed around Investment Interest items)

Monthly Statement Detail

Date	Notes	Doc #	Amount	C/D
6116421410 Super Fire & Med Debt Refunding Int Series 2018			Beginning Balance: 77,598.50	
J0.2020	2020 Real Estate Taxes		Source Code Total: 19,049.92	
04/01	Tax Distribution	0	33.36	C
04/01	Tax Distribution	0	6.35	C
04/01	Tax Distribution	0	31.86	C
04/01	Tax Distribution	0	3.96	C
04/02	Tax Distribution	0	24.01	C



Pinal County Treasurer

Monthly Statement

Date Range: 4/1/2021 to 4/30/2021

04/02 Tax Distribution	0	42.16	C
04/02 Tax Distribution	0	14.25	C
04/02 Tax Distribution	0	3.69	C
04/02 Tax Distribution	0	28.94	C
04/02 Tax Distribution	0	20.06	C
04/05 Tax Distribution	0	10.16	C
04/05 Tax Distribution	0	63.40	C
04/05 Tax Distribution	0	44.97	C
04/05 Tax Distribution	0	1.69	C
04/06 Tax Distribution	0	69.83	C
04/06 Tax Distribution	0	30.07	C
04/06 Tax Distribution	0	44.41	C
04/06 Tax Distribution	0	29.94	C
04/06 Tax Distribution	0	70.49	C
04/06 Tax Distribution	0	15.18	C
04/07 Tax Distribution	0	17.27	C
04/07 Tax Distribution	0	52.73	C
04/07 Tax Distribution	0	21.04	C
04/07 Tax Distribution	0	17.59	C
04/08 Tax Distribution	0	(1.94)	C
04/08 Tax Distribution	0	22.21	C
04/08 Tax Distribution	0	13.10	C
04/08 Tax Distribution	0	15.29	C
04/08 Tax Distribution	0	53.28	C
04/09 Tax Distribution	0	2.36	C
04/09 Tax Distribution	0	78.43	C
04/09 Tax Distribution	0	124.76	C
04/09 Tax Distribution	0	60.86	C
04/12 Tax Distribution	0	92.03	C
04/12 Tax Distribution	0	.91	C
04/12 Tax Distribution	0	45.13	C
04/12 Tax Distribution	0	47.20	C
04/12 Tax Distribution	0	40.95	C
04/12 Tax Distribution	0	15.84	C
04/13 Tax Distribution	0	149.69	C
04/13 Tax Distribution	0	68.91	C
04/13 Tax Distribution	0	91.87	C
04/13 Tax Distribution	0	.95	C
04/13 Tax Distribution	0	28.05	C
04/13 Tax Distribution	0	27.88	C
04/13 Tax Distribution	0	34.55	C
04/14 Tax Distribution	0	18.32	C
04/14 Tax Distribution	0	32.77	C
04/14 Tax Distribution	0	18.68	C
04/14 Tax Distribution	0	41.09	C
04/14 Tax Distribution	0	22.29	C
04/15 Tax Distribution	0	(2.84)	C
04/15 Tax Distribution	0	28.08	C
04/15 Tax Distribution	0	27.43	C
04/15 Tax Distribution	0	7.91	C
04/15 Tax Distribution	0	4.67	C
04/15 Tax Distribution	0	7.54	C
04/15 Tax Distribution	0	4.93	C
04/16 Tax Distribution	0	25.53	C
04/16 Tax Distribution	0	8.61	C
04/16 Tax Distribution	0	11.53	C
04/16 Tax Distribution	0	231.15	C



Pinal County Treasurer

Monthly Statement

Date Range: 4/1/2021 to 4/30/2021

04/16 Tax Distribution	0	89.53	C
04/16 Tax Distribution	0	59.26	C
04/19 Tax Distribution	0	15.60	C
04/19 Tax Distribution	0	42.29	C
04/19 Tax Distribution	0	152.81	C
04/19 Tax Distribution	0	55.54	C
04/19 Tax Distribution	0	19.60	C
04/20 Tax Distribution	0	190.42	C
04/20 Tax Distribution	0	42.19	C
04/20 Tax Distribution	0	108.93	C
04/20 Tax Distribution	0	69.63	C
04/20 Tax Distribution	0	26.15	C
04/21 Tax Distribution	0	11.94	C
04/21 Tax Distribution	0	1,589.94	C
04/21 Tax Distribution	0	64.51	C
04/21 Tax Distribution	0	52.52	C
04/21 Tax Distribution	0	47.42	C
04/21 Tax Distribution	0	5.98	C
04/22 Tax Distribution	0	(3.42)	C
04/22 Tax Distribution	0	30.52	C
04/22 Tax Distribution	0	53.96	C
04/22 Tax Distribution	0	33.67	C
04/22 Tax Distribution	0	155.34	C
04/22 Tax Distribution	0	26.52	C
04/23 Tax Distribution	0	9,952.72	C
04/23 Tax Distribution	0	203.90	C
04/23 Tax Distribution	0	96.15	C
04/23 Tax Distribution	0	.85	C
04/26 Tax Distribution	0	23.46	C
04/26 Tax Distribution	0	118.55	C
04/26 Tax Distribution	0	1.33	C
04/26 Tax Distribution	0	35.86	C
04/26 Tax Distribution	0	81.05	C
04/26 Tax Distribution	0	51.26	C
04/27 Tax Distribution	0	211.46	C
04/27 Tax Distribution	0	140.00	C
04/27 Tax Distribution	0	111.20	C
04/27 Tax Distribution	0	79.23	C
04/27 Tax Distribution	0	77.74	C
04/27 Tax Distribution	0	5.67	C
04/27 Tax Distribution	0	22.13	C
04/28 Tax Distribution	0	1,077.69	C
04/28 Tax Distribution	0	146.21	C
04/28 Tax Distribution	0	32.39	C
04/28 Tax Distribution	0	89.39	C
04/28 Tax Distribution	0	37.68	C
04/28 Tax Distribution	0	8.63	C
04/29 Tax Distribution	0	15.96	C
04/29 Tax Distribution	0	12.32	C
04/29 Tax Distribution	0	111.51	C
04/29 Tax Distribution	0	71.10	C
04/29 Tax Distribution	0	40.37	C
04/29 Tax Distribution	0	108.46	C
04/29 Tax Distribution	0	111.71	C
04/30 Tax Distribution	0	25.58	C
04/30 Tax Distribution	0	145.16	C
04/30 Tax Distribution	0	90.06	C



Pinal County Treasurer

Monthly Statement

Date Range: 4/1/2021 to 4/30/2021

04/30 Tax Distribution	0	148.50	C
04/30 Tax Distribution	0	256.30	C
04/30 Tax Distribution	0	26.14	C
04/30 Tax Distribution	0	143.94	C
12100.2018 2018 Personal Property Taxes		Source Code Total: 2.12	
04/01 Tax Distribution	0	.09	C
04/05 Tax Distribution	0	.20	C
04/06 Tax Distribution	0	.16	C
04/07 Tax Distribution	0	.14	C
04/08 Tax Distribution	0	.09	C
04/09 Tax Distribution	0	.22	C
04/16 Tax Distribution	0	.13	C
04/21 Tax Distribution	0	.14	C
04/26 Tax Distribution	0	.08	C
04/27 Tax Distribution	0	.15	C
04/28 Tax Distribution	0	.47	C
04/30 Tax Distribution	0	.25	C
12100.2019 2019 Personal Property Taxes		Source Code Total: 9.67	
04/06 Tax Distribution	0	.30	C
04/07 Tax Distribution	0	.50	C
04/07 Tax Distribution	0	.25	C
04/08 Tax Distribution	0	.19	C
04/08 Tax Distribution	0	1.48	C
04/09 Tax Distribution	0	.53	C
04/13 Tax Distribution	0	.04	C
04/16 Tax Distribution	0	.24	C
04/16 Tax Distribution	0	.94	C
04/19 Tax Distribution	0	.74	C
04/19 Tax Distribution	0	1.17	C
04/20 Tax Distribution	0	.24	C
04/20 Tax Distribution	0	.46	C
04/21 Tax Distribution	0	.21	C
04/22 Tax Distribution	0	.18	C
04/26 Tax Distribution	0	.15	C
04/28 Tax Distribution	0	.86	C
04/29 Tax Distribution	0	.72	C
04/30 Tax Distribution	0	.17	C
04/30 Tax Distribution	0	.30	C
12100.2020 2020 Personal Property Taxes		Source Code Total: 418.64	
04/01 Tax Distribution	0	1.77	C
04/01 Tax Distribution	0	.91	C
04/01 Tax Distribution	0	3.45	C
04/02 Tax Distribution	0	2.50	C
04/02 Tax Distribution	0	3.37	C
04/02 Tax Distribution	0	1.36	C
04/02 Tax Distribution	0	.01	C
04/02 Tax Distribution	0	.51	C
04/02 Tax Distribution	0	2.30	C
04/05 Tax Distribution	0	1.03	C
04/05 Tax Distribution	0	1.98	C
04/05 Tax Distribution	0	4.46	C
04/06 Tax Distribution	0	2.78	C
04/06 Tax Distribution	0	2.61	C
04/06 Tax Distribution	0	1.60	C
04/06 Tax Distribution	0	3.42	C
04/07 Tax Distribution	0	1.67	C
04/07 Tax Distribution	0	3.47	C



Pinal County Treasurer

Monthly Statement

Date Range: 4/1/2021 to 4/30/2021

04/07 Tax Distribution	0	3.34	C
04/08 Tax Distribution	0	.23	C
04/08 Tax Distribution	0	.74	C
04/08 Tax Distribution	0	1.78	C
04/09 Tax Distribution	0	4.27	C
04/09 Tax Distribution	0	3.73	C
04/09 Tax Distribution	0	.65	C
04/12 Tax Distribution	0	13.38	C
04/12 Tax Distribution	0	1.31	C
04/12 Tax Distribution	0	48.42	C
04/12 Tax Distribution	0	.57	C
04/13 Tax Distribution	0	3.48	C
04/13 Tax Distribution	0	19.35	C
04/13 Tax Distribution	0	1.83	C
04/13 Tax Distribution	0	1.06	C
04/14 Tax Distribution	0	1.77	C
04/14 Tax Distribution	0	.69	C
04/14 Tax Distribution	0	5.71	C
04/14 Tax Distribution	0	2.11	C
04/14 Tax Distribution	0	.73	C
04/15 Tax Distribution	0	4.44	C
04/15 Tax Distribution	0	.10	C
04/15 Tax Distribution	0	1.78	C
04/16 Tax Distribution	0	1.97	C
04/16 Tax Distribution	0	5.66	C
04/16 Tax Distribution	0	1.35	C
04/16 Tax Distribution	0	2.42	C
04/16 Tax Distribution	0	1.43	C
04/19 Tax Distribution	0	.37	C
04/19 Tax Distribution	0	12.41	C
04/19 Tax Distribution	0	4.33	C
04/19 Tax Distribution	0	.75	C
04/20 Tax Distribution	0	14.05	C
04/20 Tax Distribution	0	2.24	C
04/20 Tax Distribution	0	2.64	C
04/20 Tax Distribution	0	.85	C
04/21 Tax Distribution	0	.84	C
04/21 Tax Distribution	0	.25	C
04/21 Tax Distribution	0	.80	C
04/21 Tax Distribution	0	.22	C
04/21 Tax Distribution	0	5.68	C
04/22 Tax Distribution	0	1.23	C
04/22 Tax Distribution	0	2.81	C
04/22 Tax Distribution	0	2.20	C
04/22 Tax Distribution	0	.01	C
04/22 Tax Distribution	0	.59	C
04/23 Tax Distribution	0	2.32	C
04/23 Tax Distribution	0	1.28	C
04/23 Tax Distribution	0	1.58	C
04/26 Tax Distribution	0	1.84	C
04/26 Tax Distribution	0	1.55	C
04/26 Tax Distribution	0	.49	C
04/26 Tax Distribution	0	2.08	C
04/26 Tax Distribution	0	1.79	C
04/26 Tax Distribution	0	1.06	C
04/27 Tax Distribution	0	6.96	C
04/27 Tax Distribution	0	44.07	C



Pinal County Treasurer

Monthly Statement

Date Range: 4/1/2021 to 4/30/2021

04/27 Tax Distribution	0	58.89	C
04/27 Tax Distribution	0	1.08	C
04/27 Tax Distribution	0	6.34	C
04/27 Tax Distribution	0	.53	C
04/28 Tax Distribution	0	2.51	C
04/28 Tax Distribution	0	1.39	C
04/28 Tax Distribution	0	2.81	C
04/28 Tax Distribution	0	2.27	C
04/29 Tax Distribution	0	3.68	C
04/29 Tax Distribution	0	7.72	C
04/29 Tax Distribution	0	1.36	C
04/29 Tax Distribution	0	6.50	C
04/29 Tax Distribution	0	.32	C
04/29 Tax Distribution	0	1.02	C
04/30 Tax Distribution	0	6.52	C
04/30 Tax Distribution	0	19.91	C
04/30 Tax Distribution	0	3.64	C
04/30 Tax Distribution	0	1.27	C
04/30 Tax Distribution	0	.09	C
18200.2011 2011 Taxes Transferred		Source Code Total: 2.68	
04/28 MATURED DEBT SVC FR 6-11642-1408	0	2.68	C
18200.2012 2012 Taxes Transferred		Source Code Total: 2.95	
04/16 MATURED DEBT SVC FR 6-11642-1408	0	.67	C
04/28 MATURED DEBT SVC FR 6-11642-1408	0	2.28	C
18200.2013 2013 Taxes Transferred		Source Code Total: 4.24	
04/16 MATURED DEBT SVC FR 6-11642-1408	0	.64	C
04/28 MATURED DEBT SVC FR 6-11642-1408	0	2.22	C
04/29 MATURED DEBT SVC FR 6-11642-1408	0	1.38	C
18200.2014 2014 Taxes Transferred		Source Code Total: 3.14	
04/16 MATURED DEBT SVC FR 6-11642-1408	0	.60	C
04/26 MATURED DEBT SVC FR 6-11642-1408	0	.37	C
04/28 MATURED DEBT SVC FR 6-11642-1408	0	2.17	C
18200.2015 2015 Taxes Transferred		Source Code Total: 4.51	
04/09 MATURED DEBT SVC FR 6-11642-1408	0	.18	C
04/12 MATURED DEBT SVC FR 6-11642-1408	0	.79	C
04/16 MATURED DEBT SVC FR 6-11642-1408	0	.56	C
04/26 MATURED DEBT SVC FR 6-11642-1408	0	.35	C
04/28 MATURED DEBT SVC FR 6-11642-1408	0	2.63	C
18200.2016 2016 Taxes Transferred		Source Code Total: 4.18	
04/09 MATURED DEBT SVC FR 6-11642-1408	0	.11	C
04/16 MATURED DEBT SVC FR 6-11642-1408	0	.53	C
04/26 MATURED DEBT SVC FR 6-11642-1408	0	.33	C
04/28 MATURED DEBT SVC FR 6-11642-1408	0	2.82	C
04/30 MATURED DEBT SVC FR 6-11642-1408	0	.39	C
18200.2017 2017 Taxes Transferred		Source Code Total: 9.38	
04/05 MATURED DEBT SVC FR 6-11642-1408	0	1.28	C
04/06 MATURED DEBT SVC FR 6-11642-1408	0	.62	C
04/07 MATURED DEBT SVC FR 6-11642-1408	0	3.29	C
04/07 MATURED DEBT SVC FR 6-11642-1408	0	.04	C
04/09 MATURED DEBT SVC FR 6-11642-1408	0	.85	C
04/14 MATURED DEBT SVC FR 6-11642-1408	0	.19	C
04/16 MATURED DEBT SVC FR 6-11642-1408	0	.49	C
04/26 MATURED DEBT SVC FR 6-11642-1408	0	.31	C
04/28 MATURED DEBT SVC FR 6-11642-1408	0	1.95	C
04/30 MATURED DEBT SVC FR 6-11642-1408	0	.36	C
21100.43 Wells Fargo Trust Investment Interest		Source Code Total: .01	
04/05 Investment Interest	0	.01	C



Pinal County Treasurer

Monthly Statement

Date Range: 4/1/2021 to 4/30/2021

21100.46 Wells Fargo Investment Investment Interest		Source Code Total: 1.83
04/22 Investment Interest	0	1.83 C
21100.47 WF Money Market Investment Interest		Source Code Total: .25
04/01 Investment Interest	0	.25 C
21100.48 WF Brokerage Account Investment Interest		Source Code Total: 4.79
04/01 Investment Interest	0	.18 C
04/08 Investment Interest	0	1.80 C
04/09 Investment Interest	0	.15 C
04/15 Investment Interest	0	.55 C
04/21 Investment Interest	0	1.67 C
04/23 Investment Interest	0	.44 C
21100.55 Multi-Bank Securities Investment Interest		Source Code Total: 1.10
04/21 Investment Interest	0	.35 C
04/22 Investment Interest	0	.42 C
04/30 Investment Interest	0	.33 C
21100.70 Vining Sparks Investment Interest		Source Code Total: 3.51
04/05 Investment Interest	0	.20 C
04/08 Investment Interest	0	2.14 C
04/29 Investment Interest	0	1.17 C
21100.80 Stifel Nicolaus & Company Investment Interest		Source Code Total: 1.66
04/09 Investment Interest	0	.27 C
04/13 Investment Interest	0	1.12 C
04/14 Investment Interest	0	.27 C
6116421410 Super Fire & Med Debt Refunding Int Series 2018		Ending Balance: 97,123.08

Superstition Fire & Medical District

Balance Sheet

As of 4/30/2021

FUND: (600) Debt Retirement Interest Fund

Assets

Current Assets

Fund Cash - Debt Retirement Interest
Total Current Assets

\$97,123.08

\$97,123.08

(E)

Total Assets

\$97,123.08

Liabilities and Equity

Equity

Fund Balance - Debt Retirement Interest
Current Year Profit/Loss
Total Equity

\$71,044.62

26,078.46

97,123.08

Total Liabilities and Equity

\$97,123.08