



## Superstition Fire & Medical District Balance Sheet - All Governmental Funds

For Fiscal: 2019-2020 Period Ending: 10/31/19

|   | 100<br>General         | 150<br>Transport      | 200<br>Capital Projects | 400<br>Special Revenue | 500<br>Debt Principal | 600<br>Debt Interest | Total                  |
|---|------------------------|-----------------------|-------------------------|------------------------|-----------------------|----------------------|------------------------|
| <b>Current Assets</b>                         |                        |                       |                         |                        |                       |                      |                        |
| 10100 - FUND CASH                             | 7,348,440.10           | 726,086.98            | -                       | -                      | -                     | -                    | 8,074,527.08           |
| 10150 - PAYROLL ACCOUNT                       | (3,603,260.83)         | (505,257.56)          | -                       | -                      | -                     | -                    | (4,108,518.39)         |
| 10200 - FUND CASH - CAPITAL PROJECTS          | -                      | -                     | 981,680.29              | -                      | -                     | -                    | 981,680.29             |
| 10400 - FUND CASH - SPECIAL REVENUE FUND      | -                      | -                     | -                       | 47,347.58              | -                     | -                    | 47,347.58              |
| 10500 - FUND CASH - DEBT RETIREMENT PRINCIPAL | -                      | -                     | -                       | -                      | 480,985.34            | -                    | 480,985.34             |
| 10600 - FUND CASH - DEBT RETIREMENT INTEREST  | -                      | -                     | -                       | -                      | -                     | 115,008.99           | 115,008.99             |
| 11000 - PETTY CASH - ACCOUNTING               | 100.00                 | -                     | -                       | -                      | -                     | -                    | 100.00                 |
| CASH SUBTOTAL                                 | 3,745,279.27           | 220,829.42            | 981,680.29              | 47,347.58              | 480,985.34            | 115,008.99           | 5,591,130.89           |
| 13000 - ACCOUNTS RECEIVABLE                   | -                      | -                     | -                       | -                      | -                     | -                    | -                      |
| 13500 - PROPERTY TAXES RECEIVABLE             | -                      | -                     | -                       | -                      | -                     | -                    | -                      |
| 15000 - DUE FROM OTHER FUNDS                  | 1,307,995.00           | -                     | 1,300,295.36            | -                      | -                     | -                    | 2,608,290.36           |
| 15500 - DEPOSIT                               | -                      | -                     | -                       | -                      | -                     | -                    | -                      |
| 16000 - PREPAID ITEMS                         | -                      | -                     | -                       | -                      | -                     | -                    | -                      |
| <b>Total Assets:</b>                          | <b>\$ 5,053,274.27</b> | <b>\$ 220,829.42</b>  | <b>\$ 2,281,975.65</b>  | <b>\$ 47,347.58</b>    | <b>\$ 480,985.34</b>  | <b>\$ 115,008.99</b> | <b>\$ 8,199,421.25</b> |
| <b>Current Liabilities</b>                    |                        |                       |                         |                        |                       |                      |                        |
| 21050 - ACCOUNTS PAYABLE                      | -                      | -                     | -                       | -                      | -                     | -                    | -                      |
| 21250 - SALES TAX PAYABLE                     | 312.85                 | 144.46                | -                       | 179.09                 | -                     | -                    | 636.40                 |
| 21300 - FEDERAL INCOME WITHHOLDING            | -                      | -                     | -                       | -                      | -                     | -                    | -                      |
| 21400 - SOCIAL SECURITY WITHHOLDING           | -                      | -                     | -                       | -                      | -                     | -                    | -                      |
| 21450 - MEDICARE WITHHOLDING                  | -                      | -                     | -                       | -                      | -                     | -                    | -                      |
| 21500 - STATE INCOME TAX WITHHOLDING          | -                      | -                     | -                       | -                      | -                     | -                    | -                      |
| 21660 - HEALTH SAVINGS ACCOUNT                | -                      | -                     | -                       | -                      | -                     | -                    | -                      |
| 21665 - HSA FEES (DUE 3RD PARTY)              | -                      | -                     | -                       | -                      | -                     | -                    | -                      |
| 21700 - PUBLIC SAFETY RETIREMENT              | -                      | -                     | -                       | -                      | -                     | -                    | -                      |
| 21725 - CIVILIAN EMPLOYEE RETIREMENT          | -                      | -                     | -                       | -                      | -                     | -                    | -                      |
| 21800 - PRE-TAX 457 PLAN                      | -                      | -                     | -                       | -                      | -                     | -                    | -                      |
| 21925 - VOLUNTARY EMPLOYEE BENEFICIARY ASSOC  | -                      | -                     | -                       | -                      | -                     | -                    | -                      |
| 22200 - DISABILITY INS - VOLUNTARY LONG TERM  | (2,839.81)             | (501.86)              | -                       | -                      | -                     | -                    | (3,341.67)             |
| 22300 - LIFE INS - VOLUNTARY SUPPLEMENTAL     | (2,463.24)             | (267.68)              | -                       | -                      | -                     | -                    | (2,730.92)             |
| 24000 - AFLAC                                 | -                      | -                     | -                       | -                      | -                     | -                    | -                      |
| 25000 - DUE TO OTHER FUNDS                    | -                      | 2,608,290.36          | -                       | -                      | -                     | -                    | 2,608,290.36           |
| 26000 - DEFERRED REVENUE                      | -                      | -                     | -                       | -                      | -                     | -                    | -                      |
| 26550 - ACCRUED PAYROLL & RELATED BENEFITS    | -                      | -                     | -                       | -                      | -                     | -                    | -                      |
| <b>Total Liabilities:</b>                     | <b>(4,990.20)</b>      | <b>2,607,665.28</b>   | <b>-</b>                | <b>179.09</b>          | <b>-</b>              | <b>-</b>             | <b>2,602,854.17</b>    |
| <b>Equity</b>                                 |                        |                       |                         |                        |                       |                      |                        |
| 31000 - FUND BALANCE                          | 2,948,224.26           | (2,427,130.75)        | 2,013,838.92            | 48,437.86              | 239,897.27            | 41,798.03            | 2,865,065.59           |
| <b>Beginning Equity:</b>                      | <b>2,948,224.26</b>    | <b>(2,427,130.75)</b> | <b>2,013,838.92</b>     | <b>48,437.86</b>       | <b>239,897.27</b>     | <b>41,798.03</b>     | <b>2,865,065.59</b>    |
| CURRENT YEAR PROFIT / LOSS                    | 2,110,040.21           | 40,294.89             | 268,136.73              | (1,269.37)             | 241,088.07            | 73,210.96            | 2,731,501.49           |
| <b>Total Current Liabilities and Equity:</b>  | <b>\$ 5,053,274.27</b> | <b>\$ 220,829.42</b>  | <b>\$ 2,281,975.65</b>  | <b>\$ 47,347.58</b>    | <b>\$ 480,985.34</b>  | <b>\$ 115,008.99</b> | <b>\$ 8,199,421.25</b> |



## Superstition Fire & Medical District Cash Flow - All Governmental Funds

October 31, 2019

| Month     | Status    | Beginning    |              |              | Variance       | Ending       |
|-----------|-----------|--------------|--------------|--------------|----------------|--------------|
|           |           | Cash Balance | Revenues     | Expenditures |                | Cash Balance |
| July      | Actual    | \$ 2,865,066 | \$ 445,637   | \$ 1,320,399 | \$ (874,762)   | \$ 1,990,303 |
| August    | Actual    | \$ 1,990,303 | \$ 448,778   | \$ 1,396,057 | \$ (947,280)   | \$ 1,043,024 |
| September | Actual    | \$ 1,043,024 | \$ 1,248,107 | \$ 1,437,541 | \$ (189,433)   | \$ 853,590   |
| October   | Actual    | \$ 853,590   | \$ 6,192,259 | \$ 1,454,719 | \$ 4,737,540   | \$ 5,591,131 |
| November  | Projected | \$ 5,591,131 | \$ 1,599,641 | \$ 1,925,824 | \$ (326,183)   | \$ 5,264,948 |
| December  | Projected | \$ 5,264,948 | \$ 1,773,312 | \$ 1,385,819 | \$ 387,493     | \$ 5,652,442 |
| January   | Projected | \$ 5,652,442 | \$ 1,046,852 | \$ 1,576,610 | \$ (529,758)   | \$ 5,122,683 |
| February  | Projected | \$ 5,122,683 | \$ 861,896   | \$ 1,464,814 | \$ (602,918)   | \$ 4,519,765 |
| March     | Projected | \$ 4,519,765 | \$ 915,153   | \$ 1,588,434 | \$ (673,281)   | \$ 3,846,484 |
| April     | Projected | \$ 3,846,484 | \$ 3,402,126 | \$ 1,256,089 | \$ 2,146,037   | \$ 5,992,521 |
| May       | Projected | \$ 5,992,521 | \$ 1,539,272 | \$ 2,096,782 | \$ (557,510)   | \$ 5,435,011 |
| June      | Projected | \$ 5,435,011 | \$ 403,067   | \$ 2,101,955 | \$ (1,698,888) | \$ 3,736,124 |

Per Arizona Revised Statute (ARS) §48-807(O), the District must produce a Cash Flow Projection Report each fiscal year. This was a new requirement effective September 13, 2013.

The Cash Flow report consists of the combined cash balances of all District Funds. These balances includes the General (100) Fund, Rescue Transport (150), Capital Projects (200) Fund, Bond Proceeds (300) Fund, Special Revenue (400) Fund, CCU Grant (450) Fund, Debt Principal (500) Fund, and Debt Interest (600) Fund.

The first half of the fiscal year's property taxes is due between October 1 and November 1, and the second half is due between March 1 and May 1. Consequently, during the early months of the fiscal year, Capital Projects fund may be utilized to off-set low revenue collections period, but are returned to the Capital Fund when revenue flows increase.

The Cash Flow Projection Report is to be updated monthly with the actual revenues deposited into and expenditures disbursed from the District' cash accounts. It is important to note that the revenues and expenditures are reported here on a Cash Basis.

This report is generated to demonstrate that the Fire District maintains sufficient cash available to satisfy the projected expenditures budgeted over the course of the fiscal year. Close attention should be paid to the Ending Cash Balance columns of this report.

The projections above were derived from an analysis of the District's actual revenues and expenditures for the past three fiscal years and the current year's approved budget. They are to be used as a guide in financial planning. For more detailed information regarding revenues, expenditures, and cash accounts, please refer to the District's Monthly Financial Statements, Warrants Register, and Bank Statements.



# Superstition Fire & Medical District Income Statement Summary

For Fiscal: 2019-2020 Period Ending: 10/31/19

|   | Original<br>Total Budget | Current Month<br>Actual | YTD Actual<br>Activity | Forecasted<br>Remaining Budget | % Budget<br>Remaining |
|---|--------------------------|-------------------------|------------------------|--------------------------------|-----------------------|
| <b>Fund: 100 - GENERAL</b>                              |                          |                         |                        |                                |                       |
| <b>Revenues</b>   |                          |                         |                        |                                |                       |
| DIRECT TAXES  | 13,588,758.00            | 5,167,686.42            | 6,259,578.80           | 7,329,179.20                   | 53.9%                 |
| OTHER TAXES   | 487,023.00               | 9,375.20                | 37,494.31              | 449,528.69                     | 92.3%                 |
| CHARGES FOR SERVICES                                    | 646,444.00               | 120,279.76              | 294,288.66             | 352,155.34                     | 54.5%                 |
| COMMUNITY HEALTH SERVICES                               | 3,000.00                 | 122.00                  | 1,149.45               | 1,850.55                       | 61.7%                 |
| OTHER INCOME  | 40,000.00                | 1,201.67                | 14,435.55              | 25,564.45                      | 63.9%                 |
| INTERGOVERNMENTAL INCOME                                | 4,000.00                 | 1,461.76                | 1,861.76               | 2,138.24                       | 53.5%                 |
| OTHER FINANCING SOURCES (USES)                          | -                        | -                       | -                      | -                              | 0.0%                  |
| <b>Revenue Total:</b>                                   | <b>\$ 14,769,225.00</b>  | <b>\$ 5,300,126.81</b>  | <b>\$ 6,608,808.53</b> | <b>\$ 8,160,416.47</b>         | <b>55.3%</b>          |
| <b>Expenditures</b>                                     |                          |                         |                        |                                |                       |
| ADMINISTRATIVE SERVICES                                 | 5,818,695.00             | 478,716.10              | 1,941,376.41           | 3,877,318.59                   | 66.6%                 |
| FINANCIAL SERVICES / RESERVES                           | 1,816,695.89             | 85.61                   | 470.22                 | 1,816,225.67                   | 100.0%                |
| TRAINING SERVICES                                       | 47,835.00                | 1,441.00                | 7,551.32               | 40,283.68                      | 84.2%                 |
| TECHNICAL SERVICES                                      | 615,372.00               | 51,062.16               | 160,635.94             | 454,736.06                     | 73.9%                 |
| COMMUNICATION SERVICES                                  | 207,868.00               | 27,614.75               | 48,207.48              | 159,660.52                     | 76.8%                 |
| EMERGENCY SERVICES                                      | 7,844,727.00             | 602,246.25              | 2,304,172.51           | 5,540,554.49                   | 70.6%                 |
| COMMUNITY SERVICES                                      | 112,883.00               | 11,407.28               | 36,354.44              | 76,528.56                      | 67.8%                 |
| <b>Expenditures Total:</b>                              | <b>16,464,075.89</b>     | <b>1,172,573.15</b>     | <b>4,498,768.32</b>    | <b>11,965,307.57</b>           | <b>72.7%</b>          |
| <b>Net Financial Sources (Uses)</b>                     | <b>\$ (1,694,850.89)</b> | <b>\$ 4,127,553.66</b>  | <b>\$ 2,110,040.21</b> | <b>\$ (3,804,891.10)</b>       |                       |
| <b>Beginning Unrestricted Fund Balance July 1, 2019</b> | <b>1,694,850.89</b>      |                         |                        |                                |                       |



# Superstition Fire & Medical District Expenditures - Summary

For Fiscal: 2019-2020 Period Ending: 10/31/19

|  | Original<br>Total Budget | Current Month<br>Actual | YTD Actual Activity    | Forecasted<br>Remaining Budget | % Budget<br>Remaining                              |
|--|--------------------------|-------------------------|------------------------|--------------------------------|--|
| <b>Fund: 100 - GENERAL OPERATING</b>                     |                          |                         |                        |                                |  |
| <b>DIVISION 10: ADMINISTRATIVE SERVICES</b>              |                          |                         |                        |                                |  |
| <b>Compensation &amp; Benefits</b>                       |                          |                         |                        |                                |  |
| Compensation   | 627,348.00               | 48,053.13               | 193,228.37             | 434,119.63                     | 69.2% <span style="color: green;">●</span>         |
| Employer Provided Benefits                               | 3,933,378.00             | 308,866.25              | 1,312,154.51           | 2,621,223.49                   | 66.6% <span style="color: yellow;">●</span>        |
| <b>Operating Expenditures</b>                            |                          |                         |                        |                                |  |
| Equipment & Machinery                                    | -                        | -                       | -                      | -                              | 0.0% <span style="color: green;">●</span>          |
| Parts & Supplies   | 457,455.00               | 70,415.23               | 174,020.45             | 283,434.55                     | 62.0% <span style="color: red;">●</span>           |
| Facility Services  | 245,686.00               | 20,587.13               | 68,005.93              | 177,680.07                     | 72.3% <span style="color: green;">●</span>         |
| Operating Services                                       | 114,024.00               | 11,620.40               | 37,946.02              | 76,077.98                      | 66.7% <span style="color: green;">●</span>         |
| Professional Services                                    | 440,804.00               | 19,173.96               | 156,021.13             | 284,782.87                     | 64.6% <span style="color: yellow;">●</span>        |
| Financial Services                                       | 1,816,695.89             | 85.61                   | 470.22                 | 1,816,225.67                   | 100.0% <span style="color: green;">●</span>        |
| Training Services  | 47,835.00                | 1,441.00                | 7,551.32               | 40,283.68                      | 84.2% <span style="color: green;">●</span>         |
| <b>TOTAL ADMINISTRATIVE SERVICES</b>                     | <b>7,683,225.89</b>      | <b>480,242.71</b>       | <b>1,949,397.95</b>    | <b>5,733,827.94</b>            | <b>74.6%</b> <span style="color: green;">●</span>  |
| <b>DIVISION 20: TECHNICAL SERVICES</b>                   |                          |                         |                        |                                |  |
| <b>Compensation</b>                                      | 312,652.00               | 19,312.64               | 78,683.03              | 233,968.97                     | 74.8% <span style="color: green;">●</span>         |
| <b>Operating Expenditures</b>                            |                          |                         |                        |                                |  |
| Equipment & Machinery                                    | 3,200.00                 | -                       | 1,878.60               | 1,321.40                       | 41.3% <span style="color: red;">●</span>           |
| Operating Supplies                                       | 169,715.00               | 9,180.30                | 35,630.75              | 134,084.25                     | 79.0% <span style="color: green;">●</span>         |
| Parts & Supplies   | 105,255.00               | 11,902.22               | 28,982.38              | 76,272.62                      | 72.5% <span style="color: green;">●</span>         |
| Professional Services                                    | 16,550.00                | 10,667.00               | 14,491.90              | 2,058.10                       | 12.4% <span style="color: red;">●</span>           |
| Training Services  | 8,000.00                 | -                       | 969.28                 | 7,030.72                       | 87.9% <span style="color: green;">●</span>         |
| <b>TOTAL TECHNICAL SERVICES</b>                          | <b>615,372.00</b>        | <b>51,062.16</b>        | <b>160,635.94</b>      | <b>454,736.06</b>              | <b>73.9%</b> <span style="color: green;">●</span>  |
| <b>DIVISION 30: COMMUNICATIONS SERVICES</b>              |                          |                         |                        |                                |  |
| <b>Operating Expenditures</b>                            |                          |                         |                        |                                |  |
| Parts & Supplies   | 1,650.00                 | -                       | -                      | 1,650.00                       | 100.0% <span style="color: green;">●</span>        |
| Facility Services  | 6,000.00                 | -                       | 1,113.99               | 4,886.01                       | 81.4% <span style="color: green;">●</span>         |
| Operating Services                                       | 73,948.00                | 8,926.79                | 19,463.41              | 54,484.59                      | 73.7% <span style="color: green;">●</span>         |
| Professional Services                                    | 126,270.00               | 18,687.96               | 27,630.08              | 98,639.92                      | 78.1% <span style="color: green;">●</span>         |
| <b>TOTAL COMMUNICATION SERVICES</b>                      | <b>207,868.00</b>        | <b>27,614.75</b>        | <b>48,207.48</b>       | <b>159,660.52</b>              | <b>76.8%</b> <span style="color: green;">●</span>  |
| <b>DIVISION 40: EMERGENCY SERVICES</b>                   |                          |                         |                        |                                |  |
| <b>Compensation</b>                                      | 7,579,839.00             | 569,321.22              | 2,233,893.41           | 5,345,945.59                   | 70.5% <span style="color: green;">●</span>         |
| <b>Operating Expenditures</b>                            |                          |                         |                        |                                |  |
| Equipment & Machinery                                    | 21,833.00                | 3,290.26                | 3,290.26               | 18,542.74                      | 84.9% <span style="color: green;">●</span>         |
| Operating Supplies                                       | 94,850.00                | 10,347.38               | 24,137.27              | 70,712.73                      | 74.6% <span style="color: green;">●</span>         |
| Parts & Supplies   | 52,985.00                | 14,666.21               | 14,925.42              | 38,059.58                      | 71.8% <span style="color: green;">●</span>         |
| Operating Services                                       | 13,000.00                | 1,926.88                | 2,732.63               | 10,267.37                      | 79.0% <span style="color: green;">●</span>         |
| Professional Services                                    | 61,187.00                | 744.80                  | 16,139.52              | 45,047.48                      | 73.6% <span style="color: green;">●</span>         |
| Training Services  | 21,033.00                | 1,949.50                | 9,054.00               | 11,979.00                      | 57.0% <span style="color: red;">●</span>           |
| <b>TOTAL EMERGENCY SERVICES</b>                          | <b>7,844,727.00</b>      | <b>602,246.25</b>       | <b>2,304,172.51</b>    | <b>5,540,554.49</b>            | <b>70.6%</b> <span style="color: green;">●</span>  |
| <b>DIVISION 50: COMMUNITY SERVICES / FIRE PREVENTION</b> |                          |                         |                        |                                |  |
| <b>Compensation</b>                                      | 86,843.00                | 6,680.26                | 26,494.24              | 60,348.76                      | 69.5% <span style="color: green;">●</span>         |
| <b>Operating Expenditures</b>                            |                          |                         |                        |                                |  |
| Operating Supplies                                       | 2,000.00                 | 375.00                  | 1,269.64               | 730.36                         | 36.5% <span style="color: red;">●</span>           |
| Parts & Supplies   | 3,000.00                 | 171.18                  | 317.60                 | 2,682.40                       | 89.4% <span style="color: green;">●</span>         |
| Operating Services                                       | 2,000.00                 | 1,706.52                | 1,806.52               | 193.48                         | 9.7% <span style="color: red;">●</span>            |
| Professional Services                                    | 13,800.00                | 2,439.32                | 4,439.32               | 9,360.68                       | 67.8% <span style="color: yellow;">●</span>        |
| Training Services  | 5,240.00                 | 35.00                   | 2,027.12               | 3,212.88                       | 61.3% <span style="color: red;">●</span>           |
| <b>TOTAL COMMUNITY SERVICES / FIRE PREVENTION</b>        | <b>112,883.00</b>        | <b>11,407.28</b>        | <b>36,354.44</b>       | <b>76,528.56</b>               | <b>67.8%</b> <span style="color: yellow;">●</span> |
| <b>GRAND TOTAL GENERAL FUND</b>                          | <b>\$ 16,464,075.89</b>  | <b>\$ 1,172,573.15</b>  | <b>\$ 4,498,768.32</b> | <b>\$ 11,965,307.57</b>        | <b>72.7%</b> <span style="color: green;">●</span>  |



# Superstition Fire & Medical District Income Statement - Detail

For Fiscal: 2019-2020 Period Ending: 10/31/19

|                                       |                                       | Original<br>Total Budget | Current Month<br>Actual | YTD Actual Activity    | Forecasted<br>Remaining Budget | % Budget<br>Remaining |
|---------------------------------------|---------------------------------------|--------------------------|-------------------------|------------------------|--------------------------------|-----------------------|
| <b>Revenue</b>                        |                                       |                          |                         |                        |                                |                       |
| <b>Direct Taxes</b>                   |                                       |                          |                         |                        |                                |                       |
| 100-10-41000-10                       | REAL & SECURED PROPERTY TAXES         | 12,207,629.00            | 4,653,064.09            | 5,431,238.86           | 6,776,390.14                   | 55.5%                 |
| 100-10-41050-10                       | UNSECURED PERS PROPERTY TAXES         | 992,035.00               | 369,277.42              | 505,366.57             | 486,668.43                     | 49.1%                 |
| 100-10-41075-10                       | REFUNDED TAXES                        | (25,000.00)              | (5,311.46)              | (5,643.33)             | (19,356.67)                    | 77.4%                 |
| 100-10-41080-10                       | MARICOPA COUNTY PROPERTY TAXES        | 14,094.00                | 1,005.02                | 1,519.81               | 12,574.19                      | 89.2%                 |
| 100-10-41100-10                       | FIRE DISTRICT ASSISTANCE TAX          | 400,000.00               | 149,651.35              | 327,096.89             | 72,903.11                      | 18.2%                 |
|                                       | <b>Subtotal</b>                       | <b>13,588,758.00</b>     | <b>5,167,686.42</b>     | <b>6,259,578.80</b>    | <b>7,329,179.20</b>            | <b>53.9%</b>          |
| <b>Other Taxes</b>                    |                                       |                          |                         |                        |                                |                       |
| 100-10-41200-10                       | SRP CONTRIBUTIONS                     | 367,023.00               | -                       | -                      | 367,023.00                     | 100.0%                |
| 100-10-41300-10                       | INSURANCE PREMIUM TAX                 | 120,000.00               | 9,375.20                | 37,494.31              | 82,505.69                      | 68.8%                 |
|                                       | <b>Total Tax Revenue</b>              | <b>14,075,781.00</b>     | <b>5,177,061.62</b>     | <b>6,297,073.11</b>    | <b>7,778,707.89</b>            | <b>55.3%</b>          |
| <b>Charges for Services</b>           |                                       |                          |                         |                        |                                |                       |
| 100-10-42025-41                       | RTC COST RECOVERY                     | 40,000.00                | (1,017.00)              | 21,762.00              | 18,238.00                      | 45.6%                 |
| 100-10-42050-41                       | OTHER EMS PAYMENTS                    | 7,444.00                 | -                       | -                      | 7,444.00                       | 100.0%                |
| 100-10-42075-41                       | EMS CONTRACTS                         | 53,000.00                | -                       | -                      | 53,000.00                      | 100.0%                |
| 100-10-42078-12                       | FIRE CONTRACTS                        | 5,000.00                 | -                       | -                      | 5,000.00                       | 100.0%                |
| 100-10-42200-41                       | MISCELLANEOUS CONTRACTS               | 7,090.00                 | 748.46                  | 2,942.81               | 4,057.19                       | 58.0%                 |
| 100-10-42500-50                       | SELF INSPECTION FEES                  | 3,000.00                 | 160.00                  | 1,560.00               | 1,440.00                       | 48.0%                 |
| 100-10-42600-15                       | COPIES (FIRE REPORTS, ETC.)           | 1,000.00                 | 120.00                  | 440.00                 | 560.00                         | 56.0%                 |
| 100-10-42700-50                       | PERMITS                               | 14,000.00                | 900.00                  | 4,750.00               | 9,250.00                       | 66.1%                 |
| 100-10-43100-12                       | STATE LAND FIRE PAYMENTS              | 450,000.00               | 114,635.45              | 244,156.80             | 205,843.20                     | 45.7%                 |
| 100-10-43200-20                       | OUTSIDE FLEET MAINTENANCE             | 66,000.00                | 4,732.85                | 18,677.05              | 47,322.95                      | 71.7%                 |
| 100-10-43300-50                       | INTERGOVERNMENTAL - PLAN REVIEW FEES  | 4,000.00                 | 1,461.76                | 1,861.76               | 2,138.24                       | 53.5%                 |
|                                       | <b>Total Charges for Services</b>     | <b>650,444.00</b>        | <b>121,741.52</b>       | <b>296,150.42</b>      | <b>354,293.58</b>              | <b>54.5%</b>          |
| <b>Community Health Services</b>      |                                       |                          |                         |                        |                                |                       |
| 100-10-43500-41                       | CPR / FIRST AID CLASSES               | 3,000.00                 | 122.00                  | 1,149.45               | 1,850.55                       | 61.7%                 |
| <b>Other Income</b>                   |                                       |                          |                         |                        |                                |                       |
| 100-10-45700-10                       | INVESTMENT EARNINGS                   | 30,000.00                | 1,834.17                | 13,374.19              | 16,625.81                      | 55.4%                 |
| 100-10-45800-10                       | COBRA REIMBURSEMENT INCOME            | -                        | -                       | 1,967.05               | (1,967.05)                     | 0.0%                  |
| 100-10-45900-10                       | OTHER INCOME                          | 10,000.00                | (632.50)                | (905.69)               | 10,905.69                      | 109.1%                |
| 100-10-46700-10                       | CM GRANT REIMBURSEMENT INCOME         | -                        | -                       | -                      | -                              | 100.0%                |
|                                       | <b>Total Charges for Services</b>     | <b>40,000.00</b>         | <b>1,201.67</b>         | <b>14,435.55</b>       | <b>25,564.45</b>               | <b>63.9%</b>          |
| <b>Other Financing Sources (Uses)</b> |                                       |                          |                         |                        |                                |                       |
| 100-80-48020-04                       | TRANSFER IN (400 Fund)                | -                        | -                       | -                      | -                              | 0.0%                  |
| 100-80-48020-10                       | TRANSFER IN                           | -                        | -                       | -                      | -                              | 0.0%                  |
| 100-80-48100-04                       | TRANSFER OUT (400 Fund)               | -                        | -                       | -                      | -                              | 0.0%                  |
| 100-80-48100-05                       | TRANSFER OUT (450 Fund)               | -                        | -                       | -                      | -                              | 0.0%                  |
| 100-90-49500-10                       | DISTRICT EQUIPMENT SALES              | -                        | -                       | -                      | -                              | 0.0%                  |
|                                       | <b>Total Financing Sources (Uses)</b> | <b>-</b>                 | <b>-</b>                | <b>-</b>               | <b>-</b>                       | <b>0.0%</b>           |
| <b>Revenue Total:</b>                 |                                       | <b>\$ 14,769,225.00</b>  | <b>\$ 5,300,126.81</b>  | <b>\$ 6,608,808.53</b> | <b>\$ 8,160,416.47</b>         | <b>55.3%</b>          |

## Expense

### DIVISION 10: ADMINISTRATIVE SERVICES

|                                   |                                    |                   |                  |                   |                   |              |
|-----------------------------------|------------------------------------|-------------------|------------------|-------------------|-------------------|--------------|
| <b>Wages</b>                      |                                    |                   |                  |                   |                   |              |
| 100-10-50000-10                   | FIRE CHIEF                         | 146,782.00        | 11,290.90        | 45,017.88         | 101,764.12        | 69.3%        |
| 100-10-50010-10                   | ADMIN SERVICES STAFF               | 468,932.00        | 36,075.32        | 143,959.07        | 324,972.93        | 69.3%        |
| 100-10-52510-10                   | WAGE ALLOWANCE (CELL PHONES)       | 9,934.00          | 502.43           | 2,227.80          | 7,706.20          | 77.6%        |
| 100-10-52700-10                   | ADMIN SERVICES STAFF OVERTIME      | 1,700.00          | 184.48           | 2,023.62          | (323.62)          | -19.0%       |
|                                   | <b>Subtotal</b>                    | <b>627,348.00</b> | <b>48,053.13</b> | <b>193,228.37</b> | <b>434,119.63</b> | <b>69.2%</b> |
| <b>Employer Provided Benefits</b> |                                    |                   |                  |                   |                   |              |
| 100-10-53710-10                   | PENSION (PSPRS)                    | 2,092,671.00      | 176,122.31       | 644,183.63        | 1,448,487.37      | 69.2%        |
| 100-10-53760-10                   | PENSION (ASRS)                     | 116,425.00        | 8,526.54         | 34,225.69         | 82,199.31         | 70.6%        |
| 100-10-53770-10                   | BENEFIT CONTRIBUTIONS              | 1,332,650.00      | 100,834.34       | 406,769.34        | 925,880.66        | 69.5%        |
| 100-10-53799-10                   | SAFER GRANT BENEFIT REIMBURSEMENT  | (196,520.00)      | -                | (54,209.75)       | (142,310.25)      | 72.4%        |
| 100-10-53810-10                   | SOCIAL SECURITY                    | 58,273.00         | 4,367.17         | 17,529.86         | 40,743.14         | 69.9%        |
| 100-10-53830-10                   | MEDICARE                           | 129,805.00        | 9,825.03         | 39,481.95         | 90,323.05         | 69.6%        |
| 100-10-53860-10                   | INDUSTRIAL INSURANCE               | 160,547.00        | (75.23)          | 106,595.20        | 53,951.80         | 33.6%        |
| 100-10-53870-10                   | INDUSTRIAL INSURANCE - VOLUNTEERS  | -                 | -                | -                 | -                 | 0.0%         |
| 100-10-53890-10                   | UNEMPLOYMENT                       | -                 | -                | -                 | -                 | 0.0%         |
| 100-10-53910-10                   | MEDICAL INSURANCE                  | -                 | 5,286.86         | 90,463.62         | (90,463.62)       | 0.0%         |
| 100-10-53920-10                   | DENTAL INSURANCE                   | -                 | 321.42           | 7,454.50          | (7,454.50)        | 0.0%         |
| 100-10-53930-10                   | VISION INSURANCE                   | -                 | 60.64            | 1,033.90          | (1,033.90)        | 0.0%         |
| 100-10-53940-10                   | EMPLOYEE ASSISTANCE PROGRAM        | 9,907.00          | 814.08           | 4,055.04          | 5,851.96          | 59.1%        |
| 100-10-53950-10                   | LIFE INSURANCE                     | 10,320.00         | 848.00           | 4,224.00          | 6,096.00          | 59.1%        |
| 100-10-53960-10                   | CANCER INSURANCE FUND (PSPRS)      | 4,700.00          | -                | 4,700.00          | -                 | 0.0%         |
| 100-10-53965-10                   | COBRA (REIMBURSABLE)               | -                 | 1,935.09         | 4,683.10          | (4,683.10)        | 0.0%         |
| 100-10-53990-10                   | EARNED LEAVE BUYOUT (ELBO) PROGRAM | 207,763.00        | -                | 950.65            | 206,812.35        | 99.5%        |





# Superstition Fire & Medical District Income Statement - Detail

For Fiscal: 2019-2020 Period Ending: 10/31/19

|  | Original<br>Total Budget | Current Month<br>Actual | YTD Actual Activity | Forecasted<br>Remaining Budget | % Budget<br>Remaining |
|--|--------------------------|-------------------------|---------------------|--------------------------------|-----------------------|
| <b>100-10-53992-10</b> EARNED LEAVE BUYOUT PROGRAM - FICA          | 6,837.00                 | -                       | 13.78               | 6,823.22                       | 99.8%                 |
| <b>100-10-53997-10</b> EARNED LEAVE SEPARATION (ELSP) PROGRAM      | -                        | -                       | -                   | -                              | 0.0%                  |
| <b>100-10-53998-10</b> EARNED LEAVE SEPARATION PROGRAM - FICA      | -                        | -                       | -                   | -                              | 0.0%                  |
| <b>Subtotal</b>  | <b>3,933,378.00</b>      | <b>308,866.25</b>       | <b>1,312,154.51</b> | <b>2,621,223.49</b>            | <b>66.6%</b>          |
| <b>Admin Services Compensation &amp; Benefits Total:</b>           | <b>4,560,726.00</b>      | <b>356,919.38</b>       | <b>1,505,382.88</b> | <b>3,055,343.12</b>            | <b>67.0%</b>          |
| <b>Equipment &amp; Machinery</b>                                   |                          |                         |                     |                                |                       |
| <b>100-10-54050-08</b> COMPUTER SOFTWARE                           | -                        | -                       | -                   | -                              | 0.0%                  |
| <b>Subtotal</b>  | <b>-</b>                 | <b>-</b>                | <b>-</b>            | <b>-</b>                       | <b>0.0%</b>           |
| <b>Operating Supplies / Parts &amp; Supplies</b>                   |                          |                         |                     |                                |                       |
| <b>100-10-55060-08</b> COMPUTER / PRINTER SUPPLIES & MAINTENANCE   | -                        | 841.76                  | 4,071.81            | (4,071.81)                     | 0.0%                  |
| <b>100-10-55340-20</b> IGA PARTS & SUPPLIES - FLORENCE             | 27,000.00                | 1,123.47                | 5,013.24            | 21,986.76                      | 81.4%                 |
| <b>100-10-55341-12</b> IGA - STATE LAND REIMBURSABLE EXPENSES      | 22,750.00                | 9,323.73                | 9,571.51            | 13,178.49                      | 57.9%                 |
| <b>100-10-55342-12</b> STATE LAND / SHIFT COVERAGE                 | 214,100.00               | 37,841.04               | 117,307.86          | 96,792.14                      | 45.2%                 |
| <b>100-10-55343-20</b> IGA SERVICES WAGES (INTERGOVERNMENTAL)      | 15,000.00                | 1,061.46                | 2,513.44            | 12,486.56                      | 83.2%                 |
| <b>100-10-55345-41</b> CONTRACTED SPECIAL EVENTS OVERTIME          | 38,225.00                | -                       | -                   | 38,225.00                      | 100.0%                |
| <b>100-10-55550-12</b> OFFICE FURNITURE & EQUIP, PARTS & SUPPLIES  | 11,500.00                | -                       | 1,488.04            | 10,011.96                      | 87.1%                 |
| <b>100-10-55670-50</b> VOLUNTEER EXPENSES                          | 200.00                   | -                       | -                   | 200.00                         | 100.0%                |
| <b>100-10-56340-12</b> CLEANING SUPPLIES                           | 17,380.00                | 2,787.78                | 6,068.34            | 11,311.66                      | 65.1%                 |
| <b>100-10-56600-12</b> FACILITY MAINTENANCE                        | 21,700.00                | 699.61                  | 7,701.79            | 13,998.21                      | 64.5%                 |
| <b>100-10-56860-12</b> FOOD / BEVERAGES                            | 700.00                   | 168.18                  | 431.21              | 268.79                         | 38.4%                 |
| <b>100-10-57100-12</b> OFFICE SUPPLIES                             | 7,000.00                 | 76.41                   | 1,285.53            | 5,714.47                       | 81.6%                 |
| <b>100-10-57200-12</b> POSTAGE / DELIVERY SERVICES                 | 2,000.00                 | 47.12                   | 568.81              | 1,431.19                       | 71.6%                 |
| <b>100-10-57220-12</b> POSTAGE METER RENTAL / SUPPLIES             | 500.00                   | 93.69                   | 93.69               | 406.31                         | 81.3%                 |
| <b>100-10-57440-12</b> PROFESSIONAL PUBLICATIONS / SUBSCRIPTIONS   | 1,300.00                 | -                       | -                   | 1,300.00                       | 100.0%                |
| <b>100-10-57600-12</b> HONOR GUARD                                 | 2,000.00                 | -                       | 110.00              | 1,890.00                       | 94.5%                 |
| <b>100-10-57620-12</b> REWARDS / RECOGNITION / FLOWERS SUPPLIES    | 3,950.00                 | 1,984.47                | 3,076.91            | 873.09                         | 22.1%                 |
| <b>100-10-57640-12</b> VOLUNTEER RECOGNITION                       | -                        | -                       | -                   | -                              | 0.0%                  |
| <b>100-10-57660-12</b> PEER SUPPORT                                | 200.00                   | -                       | -                   | 200.00                         | 100.0%                |
| <b>100-10-58000-12</b> UNIFORMS (CIVILIAN)                         | 5,400.00                 | -                       | -                   | 5,400.00                       | 100.0%                |
| <b>100-10-58020-12</b> UNIFORMS - CLASS A / NEW HIRES              | -                        | 3,240.14                | 3,240.14            | (3,240.14)                     | 0.0%                  |
| <b>100-10-58080-12</b> UNIFORMS (GOVERNING BOARD)                  | 250.00                   | -                       | -                   | 250.00                         | 100.0%                |
| <b>100-10-58100-12</b> UNIFORMS (PUBLIC SAFETY)                    | 65,800.00                | 11,126.37               | 11,478.13           | 54,321.87                      | 82.6%                 |
| <b>100-10-58150-12</b> UNIFORMS (VOLUNTEERS)                       | 500.00                   | -                       | -                   | 500.00                         | 100.0%                |
| <b>Subtotal</b>  | <b>457,455.00</b>        | <b>70,415.23</b>        | <b>174,020.45</b>   | <b>283,434.55</b>              | <b>62.0%</b>          |
| <b>Facility Services</b>   |                          |                         |                     |                                |                       |
| <b>100-10-59000-12</b> FACILITIES RENT                             | 30,000.00                | 2,500.00                | 10,000.00           | 20,000.00                      | 66.7%                 |
| <b>100-10-59020-12</b> ELECTRICITY                                 | 100,000.00               | 10,053.77               | 36,075.55           | 63,924.45                      | 63.9%                 |
| <b>100-10-59040-12</b> FACILITY PROJECTS                           | 60,000.00                | 4,061.19                | 7,665.70            | 52,334.30                      | 87.2%                 |
| <b>100-10-59060-12</b> NATURAL GAS                                 | 5,928.00                 | 1,340.50                | 1,771.90            | 4,156.10                       | 70.1%                 |
| <b>100-10-59100-08</b> PHONE                                       | 20,462.00                | 323.44                  | 4,436.02            | 16,025.98                      | 78.3%                 |
| <b>100-10-59160-12</b> WATER SOFTENER SUPPLIES                     | 5,700.00                 | 405.83                  | 1,779.29            | 3,920.71                       | 68.8%                 |
| <b>100-10-59180-12</b> SEWER / SEPTIC                              | 4,212.00                 | 128.70                  | 386.10              | 3,825.90                       | 90.8%                 |
| <b>100-10-59200-12</b> WATER                                       | 19,384.00                | 1,773.70                | 5,891.37            | 13,492.63                      | 69.6%                 |
| <b>Subtotal</b>  | <b>245,686.00</b>        | <b>20,587.13</b>        | <b>68,005.93</b>    | <b>177,680.07</b>              | <b>72.3%</b>          |
| <b>Operating Services</b>  |                          |                         |                     |                                |                       |
| <b>100-10-60180-08</b> COPIER MAINTENANCE & SUPPLIES               | 4,000.00                 | 279.22                  | 1,305.68            | 2,694.32                       | 67.4%                 |
| <b>100-10-60230-12</b> DOCUMENT DISPOSAL SERVICES                  | 500.00                   | -                       | 73.34               | 426.66                         | 85.3%                 |
| <b>100-10-60240-12</b> EXTERMINATING                               | 3,500.00                 | -                       | 696.06              | 2,803.94                       | 80.1%                 |
| <b>100-10-60310-08</b> INTERNET                                    | 72,000.00                | 5,691.84                | 22,767.36           | 49,232.64                      | 68.4%                 |
| <b>100-10-60320-12</b> LANDSCAPING                                 | 2,980.00                 | 1,183.32                | 1,183.32            | 1,796.68                       | 60.3%                 |
| <b>100-10-60580-12</b> REFUSE COLLECTION                           | 4,500.00                 | 229.18                  | 916.72              | 3,583.28                       | 79.6%                 |
| <b>100-10-60600-12</b> SECURITY & ALARM SYSTEMS                    | 7,500.00                 | 2,479.26                | 5,189.77            | 2,310.23                       | 30.8%                 |
| <b>100-10-60620-08</b> INDIVIDUAL SOFTWARE LICENSING               | 5,700.00                 | -                       | -                   | 5,700.00                       | 100.0%                |
| <b>100-10-60630-08</b> SYSTEM SERVER HOSTING                       | 4,719.00                 | 275.19                  | 1,375.95            | 3,343.05                       | 70.8%                 |
| <b>100-10-60740-12</b> WATER & ICE (DRINKING)                      | 8,625.00                 | 1,482.39                | 4,437.82            | 4,187.18                       | 48.5%                 |
| <b>Subtotal</b>  | <b>114,024.00</b>        | <b>11,620.40</b>        | <b>37,946.02</b>    | <b>76,077.98</b>               | <b>66.7%</b>          |
| <b>Professional Services</b>                                       |                          |                         |                     |                                |                       |
| <b>100-10-61010-08</b> ACCREDITATION                               | 12,500.00                | -                       | -                   | 12,500.00                      | 100.0%                |
| <b>100-10-61020-12</b> ADMIN MEDICAL DIRECTOR - CONTRACT           | 30,000.00                | 7,500.00                | 7,500.00            | 22,500.00                      | 75.0%                 |
| <b>100-10-61060-12</b> NEW HIRE HR ADVERTISING                     | -                        | -                       | -                   | -                              | 0.0%                  |
| <b>100-10-61100-12</b> BACKGROUND INVESTIGATION / CREDIT REPORTING | -                        | 60.00                   | 60.00               | (60.00)                        | 0.0%                  |
| <b>100-10-61160-08</b> COMPUTER INFO SYSTEMS MAINT CONTRACT        | 22,000.00                | -                       | -                   | 22,000.00                      | 100.0%                |
| <b>100-10-61170-08</b> CIS WEB HOSTING / DOMAINS / CERTIFICATES    | 2,000.00                 | 709.56                  | 1,035.54            | 964.46                         | 48.2%                 |
| <b>100-10-61200-12</b> NEW HIRE HR TESTING                         | 6,500.00                 | 6,723.08                | 6,723.08            | (223.08)                       | -3.4%                 |
| <b>100-10-61250-12</b> FIRE CHIEF SEARCH CONTINGENCY               | 25,000.00                | -                       | -                   | 25,000.00                      | 100.0%                |
| <b>100-10-61260-12</b> CPA AUDIT SERVICES                          | 13,000.00                | -                       | -                   | 13,000.00                      | 100.0%                |
| <b>100-10-61300-12</b> LABOR RELATIONS CONSULTING / CONFERENCES    | 5,333.00                 | -                       | -                   | 5,333.00                       | 100.0%                |
| <b>100-10-61700-12</b> VEHICLE / PROPERTY / LIABILITY INSURANCE    | 117,771.00               | -                       | 30,382.06           | 87,388.94                      | 74.2%                 |
| <b>100-10-61860-12</b> GOVERNING BOARD LEGAL SERVICES              | 20,000.00                | 978.25                  | 4,340.41            | 15,659.59                      | 78.3%                 |



# Superstition Fire & Medical District Income Statement - Detail

For Fiscal: 2019-2020 Period Ending: 10/31/19

|  | Original<br>Total Budget | Current Month<br>Actual | YTD Actual Activity | Forecasted<br>Remaining Budget | % Budget<br>Remaining                              |
|--|--------------------------|-------------------------|---------------------|--------------------------------|--|
| <b>100-10-61880-12</b> HR / INVESTIGATION LEGAL SERVICES       | 10,000.00                | -                       | 26,032.50           | (16,032.50)                    | <span style="color: red;">●</span> -160.3%         |
| <b>100-10-61920-12</b> MEDICAL EXAM SERVICES                   | 110,000.00               | 675.00                  | 58,780.00           | 51,220.00                      | <span style="color: red;">●</span> 46.6%           |
| <b>100-10-61960-12</b> TEMP PERSONNEL - OUTSIDE SERVICES       | -                        | -                       | -                   | -                              | <span style="color: green;">●</span> 0.0%          |
| <b>100-10-62020-12</b> PRINTING / PUBLISHING SERVICES          | 2,500.00                 | 287.88                  | 864.37              | 1,635.63                       | <span style="color: green;">●</span> 65.4%         |
| <b>100-10-62060-12</b> PROFESSIONAL ORGANIZATIONS / MEMBERSHIP | 5,000.00                 | -                       | 523.49              | 4,476.51                       | <span style="color: green;">●</span> 89.5%         |
| <b>100-10-62105-08</b> GLOBAL SOFTWARE LICENSING               | 59,200.00                | 2,240.19                | 19,779.68           | 39,420.32                      | <span style="color: yellow;">●</span> 66.6%        |
| <b>Subtotal</b>  | <b>440,804.00</b>        | <b>19,173.96</b>        | <b>156,021.13</b>   | <b>284,782.87</b>              | <span style="color: yellow;">●</span> <b>64.6%</b> |
| <b>Financial Services</b>                                      |                          |                         |                     |                                |  |
| <b>100-10-63000-10</b> ADMIN FEES, BONDS & LEASES              | 1,000.00                 | 82.85                   | 232.85              | 767.15                         | <span style="color: green;">●</span> 76.7%         |
| <b>100-10-63100-10</b> FEES (RECORD / FILING / PERMIT)         | 100.00                   | 2.76                    | 237.37              | (137.37)                       | <span style="color: red;">●</span> -137.4%         |
| <b>100-10-63140-10</b> INTEREST & FINANCE CHARGES              | 2,000.00                 | -                       | -                   | 2,000.00                       | <span style="color: green;">●</span> 100.0%        |
| <b>100-10-63150-10</b> FINANCIAL RESERVE                       | 1,813,595.89             | -                       | -                   | 1,813,595.89                   | <span style="color: green;">●</span> 100.0%        |
| <b>Subtotal</b>  | <b>1,816,695.89</b>      | <b>85.61</b>            | <b>470.22</b>       | <b>1,816,225.67</b>            | <span style="color: green;">●</span> <b>100.0%</b> |
| <b>Training Services</b>                                       |                          |                         |                     |                                |  |
| <b>100-10-64020-12</b> ADMINISTRATIVE TRAINING / CONFERENCES   | 2,500.00                 | 199.00                  | 1,417.32            | 1,082.68                       | <span style="color: red;">●</span> 43.3%           |
| <b>100-10-64040-12</b> BOARD OF DIRECTORS TRAINING             | 1,000.00                 | -                       | -                   | 1,000.00                       | <span style="color: green;">●</span> 100.0%        |
| <b>100-10-64060-12</b> COLLEGE TUITION REIMBURSEMENT           | 44,335.00                | 1,242.00                | 6,134.00            | 38,201.00                      | <span style="color: green;">●</span> 86.2%         |
| <b>Subtotal</b>  | <b>47,835.00</b>         | <b>1,441.00</b>         | <b>7,551.32</b>     | <b>40,283.68</b>               | <span style="color: green;">●</span> <b>84.2%</b>  |
| <b>Administrative Services Operating Expense Total:</b>        | <b>3,122,499.89</b>      | <b>123,323.33</b>       | <b>444,015.07</b>   | <b>2,678,484.82</b>            | <span style="color: green;">●</span> <b>85.8%</b>  |
| <b>TOTAL ADMINISTRATIVE SERVICES</b>                           | <b>7,683,225.89</b>      | <b>480,242.71</b>       | <b>1,949,397.95</b> | <b>5,733,827.94</b>            | <span style="color: green;">●</span> <b>74.6%</b>  |

## DIVISION 20: TECHNICAL SERVICES

|   | Original<br>Total Budget | Current Month<br>Actual | YTD Actual Activity | Forecasted<br>Remaining Budget | % Budget<br>Remaining                             |
|---|--------------------------|-------------------------|---------------------|--------------------------------|---|
| <b>Wages</b>  |                          |                         |                     |                                |   |
| <b>100-20-50020-10</b> FLEET & FACILITIES STAFF                 | 305,152.00               | 19,312.64               | 77,823.15           | 227,328.85                     | <span style="color: green;">●</span> 74.5%        |
| <b>100-20-52700-20</b> FLEET & FACILITIES STAFF OVERTIME        | 7,500.00                 | -                       | 859.88              | 6,640.12                       | <span style="color: green;">●</span> 88.5%        |
| <b>Technical Services Wages Total:</b>                          | <b>312,652.00</b>        | <b>19,312.64</b>        | <b>78,683.03</b>    | <b>233,968.97</b>              | <span style="color: green;">●</span> <b>74.8%</b> |
| <b>Equipment &amp; Machinery</b>                                |                          |                         |                     |                                |   |
| <b>100-20-54050-20</b> DIAGNOSTIC SOFTWARE                      | 3,200.00                 | -                       | 1,878.60            | 1,321.40                       | <span style="color: red;">●</span> 41.3%          |
| <b>Operating Supplies</b>                                       |                          |                         |                     |                                |   |
| <b>100-20-55400-20</b> MECHANICAL EQUIPMENT, PARTS & SUPPLIES   | 6,000.00                 | 398.86                  | 821.86              | 5,178.14                       | <span style="color: green;">●</span> 86.3%        |
| <b>100-20-55580-20</b> TIRES                                    | 69,500.00                | -                       | 7,862.44            | 61,637.56                      | <span style="color: green;">●</span> 88.7%        |
| <b>100-20-55620-20</b> VEHICLE PARTS                            | 94,215.00                | 8,781.44                | 26,946.45           | 67,268.55                      | <span style="color: green;">●</span> 71.4%        |
| <b>Subtotal</b>   | <b>169,715.00</b>        | <b>9,180.30</b>         | <b>35,630.75</b>    | <b>134,084.25</b>              | <span style="color: green;">●</span> <b>79.0%</b> |
| <b>Parts &amp; Supplies</b>                                     |                          |                         |                     |                                |   |
| <b>100-20-56800-20</b> FLUIDS (ANTIFREEZE, BRAKE, TRANSMISSION) | 6,310.00                 | 3,710.33                | 4,073.84            | 2,236.16                       | <span style="color: red;">●</span> 35.4%          |
| <b>100-20-56880-20</b> FUEL - DIESEL                            | 68,445.00                | 5,775.01                | 16,372.69           | 52,072.31                      | <span style="color: green;">●</span> 76.1%        |
| <b>100-20-56900-20</b> FUEL - UNLEADED                          | 14,600.00                | 1,513.21                | 4,437.14            | 10,162.86                      | <span style="color: green;">●</span> 69.6%        |
| <b>100-20-57060-20</b> MISCELLANEOUS SHOP SUPPLIES              | 7,740.00                 | 275.06                  | 3,466.46            | 4,273.54                       | <span style="color: red;">●</span> 55.2%          |
| <b>100-20-57140-20</b> ENGINE OIL                               | 6,900.00                 | 512.84                  | 473.20              | 6,426.80                       | <span style="color: green;">●</span> 93.1%        |
| <b>100-20-58120-20</b> UNIFORMS & TOWELS (TECHNICAL SERVICES)   | 1,260.00                 | 115.77                  | 159.05              | 1,100.95                       | <span style="color: green;">●</span> 87.4%        |
| <b>Subtotal</b>   | <b>105,255.00</b>        | <b>11,902.22</b>        | <b>28,982.38</b>    | <b>76,272.62</b>               | <span style="color: green;">●</span> <b>72.5%</b> |
| <b>Professional Services</b>                                    |                          |                         |                     |                                |   |
| <b>100-20-61460-20</b> HAZARDOUS WASTE DISPOSAL                 | 600.00                   | -                       | 75.34               | 524.66                         | <span style="color: green;">●</span> 87.4%        |
| <b>100-20-61820-20</b> LADDER TESTING & CERT - AERIAL & GROUND  | 3,450.00                 | 3,174.80                | 3,174.80            | 275.20                         | <span style="color: red;">●</span> 8.0%           |
| <b>100-20-62140-20</b> REPAIR & MAINTENANCE - FLEET             | 12,500.00                | 7,492.20                | 11,241.76           | 1,258.24                       | <span style="color: red;">●</span> 10.1%          |
| <b>Subtotal</b>   | <b>16,550.00</b>         | <b>10,667.00</b>        | <b>14,491.90</b>    | <b>2,058.10</b>                | <span style="color: red;">●</span> <b>12.4%</b>   |
| <b>Training Services</b>  |                          |                         |                     |                                |   |
| <b>100-20-64470-20</b> FLEET SERVICES TRAINING                  | 8,000.00                 | -                       | 969.28              | 7,030.72                       | <span style="color: green;">●</span> 87.9%        |
| <b>Technical Services Operating Expense Total:</b>              | <b>302,720.00</b>        | <b>31,749.52</b>        | <b>81,952.91</b>    | <b>220,767.09</b>              | <span style="color: green;">●</span> <b>72.9%</b> |
| <b>TOTAL TECHNICAL SERVICES</b>                                 | <b>615,372.00</b>        | <b>51,062.16</b>        | <b>160,635.94</b>   | <b>454,736.06</b>              | <span style="color: green;">●</span> <b>73.9%</b> |



# Superstition Fire & Medical District Income Statement - Detail

For Fiscal: 2019-2020 Period Ending: 10/31/19

|   |  | Original<br>Total Budget | Current Month<br>Actual | YTD Actual Activity | Forecasted<br>Remaining Budget | % Budget<br>Remaining |
|---|--|--------------------------|-------------------------|---------------------|--------------------------------|-----------------------|
| <b>DIVISION 30: COMMUNICATIONS SERVICES</b> |  |                          |                         |                     |                                |                       |
| <b>Parts &amp; Supplies</b>                 |  |                          |                         |                     |                                |                       |
| 100-30-56040-15                             | BATTERIES - ELECTRONICS (PORTABLE BATTERIES) | 1,400.00                 | -                       | -                   | 1,400.00                       | 100.0%                |
| 100-30-57590-15                             | RADIO EQUIPMENT SUPPLIES                     | 250.00                   | -                       | -                   | 250.00                         | 100.0%                |
|   | <b>Subtotal</b>                              | 1,650.00                 | -                       | -                   | 1,650.00                       | 100.0%                |
| <b>Facility Services</b>                    |  |                          |                         |                     |                                |                       |
| 100-30-59080-15                             | PHONE / E - 911 COMM CIRCUITS                | 6,000.00                 | -                       | 1,113.99            | 4,886.01                       | 81.4%                 |
| <b>Operating Services</b>                   |  |                          |                         |                     |                                |                       |
| 100-30-60020-15                             | TOPAZ / G2 MAINTENANCE                       | 18,000.00                | 1,268.00                | 5,956.67            | 12,043.33                      | 66.9%                 |
| 100-30-60340-08                             | MCT MAINTENANCE                              | 18,948.00                | 4,736.70                | 4,736.70            | 14,211.30                      | 75.0%                 |
| 100-30-60350-08                             | MOBILE DATA OPERATIONS                       | 27,000.00                | 2,922.09                | 8,770.04            | 18,229.96                      | 67.5%                 |
| 100-30-60560-15                             | RADIO INFORMATION SYSTEMS MAINTENANCE        | 10,000.00                | -                       | -                   | 10,000.00                      | 100.0%                |
|   | <b>Subtotal</b>                              | 73,948.00                | 8,926.79                | 19,463.41           | 54,484.59                      | 73.7%                 |
| <b>Professional Services</b>                |  |                          |                         |                     |                                |                       |
| 100-30-61440-15                             | DISPATCH SERVICES - MFMD                     | 126,270.00               | 18,687.96               | 27,630.08           | 98,639.92                      | 78.1%                 |
|   | <b>TOTAL COMMUNICATIONS SERVICES</b>         | 207,868.00               | 27,614.75               | 48,207.48           | 159,660.52                     | 76.8%                 |
| <b>DIVISION 40: EMERGENCY SERVICES</b>      |  |                          |                         |                     |                                |                       |
| <b>Wages</b>                                |  |                          |                         |                     |                                |                       |
| 100-40-50040-10                             | ASSISTANT CHIEFS                             | 261,983.00               | 20,152.53               | 80,365.04           | 181,617.96                     | 69.3%                 |
| 100-40-50050-10                             | DEPUTY CHIEF                                 | 126,743.00               | 9,639.30                | 38,557.20           | 88,185.80                      | 69.6%                 |
| 100-40-50140-10                             | ADMINISTRATIVE ASSISTANT II                  | 56,112.00                | 4,316.27                | 17,097.49           | 39,014.51                      | 69.5%                 |
| 100-40-51010-10                             | BATTALION CHIEFS                             | 324,538.00               | 25,629.93               | 100,467.11          | 224,070.89                     | 69.0%                 |
| 100-40-51030-10                             | CAPTAINS                                     | 2,071,170.00             | 152,975.19              | 621,623.47          | 1,449,546.53                   | 70.0%                 |
| 100-40-51040-10                             | ENGINEERS                                    | 1,439,406.00             | 108,791.73              | 432,725.34          | 1,006,680.66                   | 69.9%                 |
| 100-40-51050-10                             | FIREFIGHTERS                                 | 3,136,658.00             | 228,843.12              | 931,456.86          | 2,205,201.14                   | 70.3%                 |
| 100-40-52015-10                             | INJURY WAGES                                 | -                        | -                       | 432.23              | (432.23)                       | 0.0%                  |
| 100-40-52530-12                             | BATTALION CHIEF COVERAGE                     | 22,500.00                | -                       | 1,629.39            | 20,870.61                      | 92.8%                 |
| 100-40-52539-10                             | SAFER GRANT WAGES REIMBURSEMENT              | (395,645.00)             | -                       | (104,651.83)        | (290,993.17)                   | 73.5%                 |
|   | <b>Subtotal</b>                              | 7,043,465.00             | 550,348.07              | 2,119,702.30        | 4,923,762.70                   | 69.9%                 |
| <b>OT Wages</b>                             |  |                          |                         |                     |                                |                       |
| 100-40-52540-10                             | FLSA HALFTIME                                | 95,465.00                | 4,519.27                | 27,563.51           | 67,901.49                      | 71.1%                 |
| 100-40-52560-10                             | HOLIDAY PAY                                  | 267,079.00               | -                       | 50,515.95           | 216,563.05                     | 81.1%                 |
| 100-40-52700-12                             | OPS ADMIN STAFF OVERTIME                     | 250.00                   | -                       | -                   | 250.00                         | 100.0%                |
| 100-40-52740-12                             | SHIFT OVERTIME                               | 100,000.00               | 11,577.41               | 29,277.16           | 70,722.84                      | 70.7%                 |
| 100-40-52750-12                             | SPECIAL OVERTIME                             | 2,000.00                 | -                       | 730.15              | 1,269.85                       | 63.5%                 |
| 100-40-52810-12                             | NON-CONTRACTED SPECIAL EVENTS OT             | 4,000.00                 | -                       | -                   | 4,000.00                       | 100.0%                |
| 100-40-52850-47                             | SCBA OVERTIME                                | 3,500.00                 | 658.07                  | 920.23              | 2,579.77                       | 73.7%                 |
| 100-40-52910-50                             | PUBLIC EVENTS / PUB ED OT                    | 300.00                   | -                       | -                   | 300.00                         | 100.0%                |
|   | <b>Subtotal</b>                              | 472,594.00               | 16,754.75               | 109,007.00          | 363,587.00                     | 76.9%                 |
| <b>Training OT Wages</b>                    |  |                          |                         |                     |                                |                       |
| 100-40-53140-41                             | EMS TRAINING OT                              | 3,040.00                 | -                       | 197.51              | 2,842.49                       | 93.5%                 |
| 100-40-53240-12                             | PROMOTIONAL TESTING OT                       | 2,000.00                 | -                       | 662.64              | 1,337.36                       | 66.9%                 |
| 100-40-53260-41                             | FIRE OPERATIONAL TRAINING OT                 | 19,600.00                | 889.51                  | 1,973.95            | 17,626.05                      | 89.9%                 |
| 100-40-53360-41                             | OFFICER DEVELOPMENT OT                       | 26,000.00                | 1,328.89                | 1,722.94            | 24,277.06                      | 93.4%                 |
| 100-40-53380-41                             | RECRUIT / INTERN ACADEMY OT                  | -                        | -                       | -                   | -                              | 0.0%                  |
| 100-40-53500-41                             | SPECIAL OPERATIONS OT                        | 9,400.00                 | -                       | 627.07              | 8,772.93                       | 93.3%                 |
|   | <b>Subtotal</b>                              | 60,040.00                | 2,218.40                | 5,184.11            | 54,855.89                      | 91.4%                 |
| <b>Other OT Wages</b>                       |  |                          |                         |                     |                                |                       |
| 100-40-53580-15                             | FIRE INVESTIGATION OT                        | 3,740.00                 | -                       | -                   | 3,740.00                       | 100.0%                |
|   | <b>Emergency Services Wages Total:</b>       | 7,579,839.00             | 569,321.22              | 2,233,893.41        | 5,345,945.59                   | 70.5%                 |
| <b>Equipment &amp; Machinery</b>            |  |                          |                         |                     |                                |                       |
| 100-40-54080-41                             | EMS EQUIPMENT & MACHINERY (ASSET)            | 2,000.00                 | -                       | -                   | 2,000.00                       | 100.0%                |
| 100-40-54120-40                             | FIRE OPS EQUIPMENT & MACHINERY (ASSET)       | 2,500.00                 | -                       | -                   | 2,500.00                       | 100.0%                |
| 100-40-54140-40                             | FIRE OPS HOSE (ASSET)                        | 8,000.00                 | -                       | -                   | 8,000.00                       | 100.0%                |
| 100-40-54165-41                             | FIRE OPS TRAINING EQUIPMENT (ASSET)          | -                        | -                       | -                   | -                              | 0.0%                  |
| 100-40-54300-42                             | PHYSICAL FITNESS EQUIPMENT (ASSET)           | 1,333.00                 | -                       | -                   | 1,333.00                       | 100.0%                |
| 100-40-54420-47                             | SCBA AIR MASKS (ASSET)                       | 8,000.00                 | 3,290.26                | 3,290.26            | 4,709.74                       | 58.9%                 |
| 100-40-54460-41                             | SPECIAL OPERATIONS EQUIPMENT (ASSET)         | -                        | -                       | -                   | -                              | 0.0%                  |
|   | <b>Subtotal</b>                              | 21,833.00                | 3,290.26                | 3,290.26            | 18,542.74                      | 84.9%                 |





# Superstition Fire & Medical District Income Statement - Detail

For Fiscal: 2019-2020 Period Ending: 10/31/19

|  | Original<br>Total Budget | Current Month<br>Actual | YTD Actual Activity | Forecasted<br>Remaining Budget | % Budget<br>Remaining |
|--|--------------------------|-------------------------|---------------------|--------------------------------|-----------------------|
| <b>Operating Supplies</b>                                      |                          |                         |                     |                                |                       |
| 100-40-55100-41 EMS PARTS AND SUPPLIES                         | 29,600.00                | 32.86                   | 2,075.60            | 27,524.40                      | 93.0%                 |
| 100-40-55200-20 FIRE OPS EQUIPMENT, PARTS, SUPPLIES & MAINT    | 32,250.00                | 5,809.32                | 14,571.01           | 17,678.99                      | 54.8%                 |
| 100-40-55220-41 FIRE OPS TRAINING TOOLS & SUPPLIES             | 3,500.00                 | -                       | -                   | 3,500.00                       | 100.0%                |
| 100-40-55440-42 PHYSICAL FITNESS TRAINING TOOLS, SUPP & MAINT  | 2,000.00                 | -                       | 754.55              | 1,245.45                       | 62.3%                 |
| 100-40-55480-42 SAFETY EQUIPMENT, PARTS & SUPPLIES             | 1,500.00                 | 435.92                  | 1,360.92            | 139.08                         | 9.3%                  |
| 100-40-55520-47 SCBA TOOLS, EQUIPMENT & SUPPLIES               | 4,000.00                 | 2,100.33                | 2,880.92            | 1,119.08                       | 28.0%                 |
| 100-40-55560-41 SPECIAL OPS (TRT/HAZ-MAT) OPERATING EXPENSES   | 13,500.00                | 617.58                  | 1,142.90            | 12,357.10                      | 91.5%                 |
| 100-40-55580-41 SPECIAL OPS (WILDLAND) OPERATING EXPENSES      | 8,500.00                 | 1,351.37                | 1,351.37            | 7,148.63                       | 84.1%                 |
| <b>Subtotal</b>  | <b>94,850.00</b>         | <b>10,347.38</b>        | <b>24,137.27</b>    | <b>70,712.73</b>               | <b>74.6%</b>          |
| <b>Parts &amp; Supplies</b>                                    |                          |                         |                     |                                |                       |
| 100-40-56220-41 COMM HEALTH SERVICES SUPPLIES                  | 3,000.00                 | -                       | -                   | 3,000.00                       | 100.0%                |
| 100-40-56760-40 FIRE REHAB - PERISHABLES                       | 500.00                   | -                       | 259.21              | 240.79                         | 48.2%                 |
| 100-40-57245-42 PPE (PERSONAL PROTECTIVE EQUIPMENT)            | 49,485.00                | 14,666.21               | 14,666.21           | 34,818.79                      | 70.4%                 |
| <b>Subtotal</b>  | <b>52,985.00</b>         | <b>14,666.21</b>        | <b>14,925.42</b>    | <b>38,059.58</b>               | <b>71.8%</b>          |
| <b>Operating Services</b>                                      |                          |                         |                     |                                |                       |
| 100-40-60140-20 SCBA COMPRESSOR MAINTENANCE                    | 3,000.00                 | -                       | -                   | 3,000.00                       | 100.0%                |
| 100-40-60700-12 TOWEL & LINEN SERVICES                         | 10,000.00                | 1,926.88                | 2,732.63            | 7,267.37                       | 72.7%                 |
| <b>Subtotal</b>  | <b>13,000.00</b>         | <b>1,926.88</b>         | <b>2,732.63</b>     | <b>10,267.37</b>               | <b>79.0%</b>          |
| <b>Professional Services</b>                                   |                          |                         |                     |                                |                       |
| 100-40-61080-20 AIR QUALITY TESTING                            | 900.00                   | 744.80                  | 744.80              | 155.20                         | 17.2%                 |
| 100-40-61120-12 BAY DOOR MAINTENANCE                           | 10,800.00                | -                       | -                   | 10,800.00                      | 100.0%                |
| 100-40-61530-41 EMS CARDIAC MONITOR MAINTENANCE & SUPPLIES     | 20,737.00                | -                       | 14,232.12           | 6,504.88                       | 31.4%                 |
| 100-40-61650-12 INFECTION CONTROL MEDICAL EXAM SERVICE         | 1,500.00                 | -                       | -                   | 1,500.00                       | 100.0%                |
| 100-40-61660-41 INSTRUCTOR SERVICES - CE                       | 250.00                   | -                       | -                   | 250.00                         | 100.0%                |
| 100-40-61980-42 PPE CLOTHING MAINTENANCE & DECONTAMINATION     | 25,000.00                | -                       | 1,162.60            | 23,837.40                      | 95.3%                 |
| 100-40-62200-47 SCBA TESTING & CALIBRATION                     | 2,000.00                 | -                       | -                   | 2,000.00                       | 100.0%                |
| <b>Subtotal</b>  | <b>61,187.00</b>         | <b>744.80</b>           | <b>16,139.52</b>    | <b>45,047.48</b>               | <b>73.6%</b>          |
| <b>Training Services</b>                                       |                          |                         |                     |                                |                       |
| 100-40-64020-41 FIRE OPS / EMS OUTSIDE TRAINING                | 5,200.00                 | 124.50                  | 219.00              | 4,981.00                       | 95.8%                 |
| 100-40-64400-42 HEALTH, SAFETY, & WELLNESS TRAINING & SUPPLIES | 1,333.00                 | -                       | -                   | 1,333.00                       | 100.0%                |
| 100-40-64420-41 INTERN / RECRUIT ACADEMY & SUPPLIES            | -                        | -                       | -                   | -                              | 0.0%                  |
| 100-40-64550-41 OFFICER DEVELOPMENT TRAINING & SUPPLIES        | 14,500.00                | 1,825.00                | 8,835.00            | 5,665.00                       | 39.1%                 |
| <b>Subtotal</b>  | <b>21,033.00</b>         | <b>1,949.50</b>         | <b>9,054.00</b>     | <b>11,979.00</b>               | <b>57.0%</b>          |
| <b>Emergency Services Operating Expense Total:</b>             | <b>264,888.00</b>        | <b>32,925.03</b>        | <b>70,279.10</b>    | <b>194,608.90</b>              | <b>73.5%</b>          |
| <b>TOTAL EMERGENCY SERVICES</b>                                | <b>7,844,727.00</b>      | <b>602,246.25</b>       | <b>2,304,172.51</b> | <b>5,540,554.49</b>            | <b>70.6%</b>          |

## DIVISION 50: COMMUNITY SERVICES / FIRE PREVENTION

|  |                  |                 |                  |                  |              |
|--|------------------|-----------------|------------------|------------------|--------------|
| <b>Wages</b>   |                  |                 |                  |                  |              |
| 100-50-50260-10 COMMUNITY RISK REDUCTION SPECIALIST      | 86,843.00        | 6,680.26        | 26,494.24        | 60,348.76        | 69.5%        |
| <b>Subtotal</b>  | <b>86,843.00</b> | <b>6,680.26</b> | <b>26,494.24</b> | <b>60,348.76</b> | <b>69.5%</b> |
| <b>OT Wages</b>  |                  |                 |                  |                  |              |
| 100-50-52700-15 PREVENTION / FIRE INVESTIGATION OVERTIME | -                | -               | -                | -                | 0.0%         |
| 100-50-52965-15 SPECIAL PUBLIC EVENTS OT                 | -                | -               | -                | -                | 0.0%         |
| <b>Subtotal</b>  | <b>-</b>         | <b>-</b>        | <b>-</b>         | <b>-</b>         | <b>0.0%</b>  |
| <b>Community Services / Fire Prevention Wages Total:</b> | <b>86,843.00</b> | <b>6,680.26</b> | <b>26,494.24</b> | <b>60,348.76</b> | <b>69.5%</b> |
| <b>Operating Supplies</b>                                |                  |                 |                  |                  |              |
| 100-50-55160-50 FIRE CODE BOOKS & MANUALS                | 800.00           | -               | 796.06           | 3.94             | 0.5%         |
| 100-50-55180-15 FIRE INVESTIGATION TOOLS & EQUIPMENT     | -                | -               | -                | -                | 0.0%         |
| 100-50-55260-50 FIRE PREVENTION TOOLS & EQUIPMENT        | 200.00           | -               | 98.58            | 101.42           | 50.7%        |
| 100-50-55640-59 MULTI MEDIA SOFTWARE LICENSES            | 1,000.00         | 375.00          | 375.00           | 625.00           | 62.5%        |
| <b>Subtotal</b>  | <b>2,000.00</b>  | <b>375.00</b>   | <b>1,269.64</b>  | <b>730.36</b>    | <b>36.5%</b> |
| <b>Parts &amp; Supplies</b>                              |                  |                 |                  |                  |              |
| 100-50-56740-50 FIRE PREVENTION SUPPLIES                 | 400.00           | -               | 146.42           | 253.58           | 63.4%        |
| 100-50-57640-50 SAFETY & EDUCATION PROMO MATERIALS       | 2,600.00         | 171.18          | 171.18           | 2,428.82         | 93.4%        |
| <b>Subtotal</b>  | <b>3,000.00</b>  | <b>171.18</b>   | <b>317.60</b>    | <b>2,682.40</b>  | <b>89.4%</b> |
| <b>Operating Services</b>                                |                  |                 |                  |                  |              |
| 100-50-60150-50 EMERGENCY EVENT SUPPLIES                 | 1,500.00         | 1,706.52        | 1,706.52         | (206.52)         | -13.8%       |
| 100-50-60200-50 SELF INSPECTION SUPPLIES                 | 500.00           | -               | 100.00           | 400.00           | 80.0%        |
| <b>Subtotal</b>  | <b>2,000.00</b>  | <b>1,706.52</b> | <b>1,806.52</b>  | <b>193.48</b>    | <b>9.7%</b>  |



## Superstition Fire & Medical District Income Statement - Detail

For Fiscal: 2019-2020 Period Ending: 10/31/19

|  |  | Original<br>Total Budget | Current Month<br>Actual | YTD Actual Activity    | Forecasted<br>Remaining Budget | % Budget<br>Remaining |
|--|--|--------------------------|-------------------------|------------------------|--------------------------------|-----------------------|
| <b>Professional Services</b>   |  |                          |                         |                        |                                |                       |
| 100-50-61340-50  | FIRE PREVENTION WEEK SUPPLIES                | -                        | 87.87                   | 87.87                  | (87.87)                        | 🔴 0.0%                |
| 100-50-61370-50  | COMMUNITY RELATIONS PRINTED MATERIALS        | 1,500.00                 | 351.45                  | 351.45                 | 1,148.55                       | 🟢 76.6%               |
| 100-50-61380-50  | WATER SAFETY EVENTS                          | 300.00                   | -                       | -                      | 300.00                         | 🟢 100.0%              |
| 100-50-62010-08  | PRE-PLAN DEVELOPMENT                         | 4,000.00                 | -                       | -                      | 4,000.00                       | 🟢 100.0%              |
| 100-50-62080-50  | PROF OUTSIDE SVCS (GIS)                      | 8,000.00                 | 2,000.00                | 4,000.00               | 4,000.00                       | 🔴 50.0%               |
|  | <b>Subtotal</b>                              | <b>13,800.00</b>         | <b>2,439.32</b>         | <b>4,439.32</b>        | <b>9,360.68</b>                | <b>🟡 67.8%</b>        |
| <b>Training Services</b>   |  |                          |                         |                        |                                |                       |
| 100-50-64240-15  | FIRE ARSON / INVESTIGATOR TRAINING           | 3,740.00                 | -                       | 1,942.12               | 1,797.88                       | 🔴 48.1%               |
| 100-50-64260-50  | COMMUNITY RISK REDUCTION SPECIALIST TRAINING | 1,500.00                 | 35.00                   | 85.00                  | 1,415.00                       | 🟢 94.3%               |
|  | <b>Subtotal</b>                              | <b>5,240.00</b>          | <b>35.00</b>            | <b>2,027.12</b>        | <b>3,212.88</b>                | <b>🔴 61.3%</b>        |
| <b>Community Services / Fire Prevention Operating Expense Total:</b> |  | <b>26,040.00</b>         | <b>4,727.02</b>         | <b>9,860.20</b>        | <b>16,179.80</b>               | <b>🔴 62.1%</b>        |
| <b>TOTAL COMMUNITY SERVICES / FIRE PREVENTION</b>                    |  | <b>112,883.00</b>        | <b>11,407.28</b>        | <b>36,354.44</b>       | <b>76,528.56</b>               | <b>🟡 67.8%</b>        |
| <b>GRAND TOTAL GENERAL FUND</b>                                      |  | <b>\$ 16,464,075.89</b>  | <b>\$ 1,172,573.15</b>  | <b>\$ 4,498,768.32</b> | <b>\$ 11,965,307.57</b>        | <b>🟢 72.7%</b>        |
| <b>Net Financial Sources (Uses):</b>                                 |  | <b>\$ (1,694,850.89)</b> | <b>\$ 4,127,553.66</b>  | <b>\$ 2,110,040.21</b> | <b>\$ (3,804,891.10)</b>       |                       |
| <b>Beginning Unrestricted Fund Balance July 1, 2019</b>              |  | <b>\$1,694,850.89</b>    |                         |                        |                                |                       |



# Superstition Fire & Medical District Income Statement - Detail

For Fiscal: 2019-2020 Period Ending: 10/31/19

|  |  | Original<br>Total Budget | Current Month<br>Actual | YTD Actual Activity  | Forecasted<br>Remaining Budget | % Budget<br>Remaining |
|--|--|--------------------------|-------------------------|----------------------|--------------------------------|-----------------------|
| <b>Fund: 150 - TRANSPORT SERVICES</b>                    |  |                          |                         |                      |                                |                       |
| <b>Revenue</b>   |  |                          |                         |                      |                                |                       |
| 150-10-42100-10  | ALS TRANSPORT REVENUE                          | 3,089,025.00             | 239,153.29              | 937,117.75           | 2,151,907.25                   | 69.7%                 |
| 150-10-42125-10  | TRANSPORT CUSTOMER REFUNDS                     | (30,841.00)              | (2,422.65)              | (5,195.40)           | (25,645.60)                    | 83.2%                 |
| 150-10-42180-10  | COLLECTIONS REVENUE                            | 14,000.00                | 2,478.60                | 9,089.80             | 4,910.20                       | 35.1%                 |
| 150-10-45700-10  | INVESTMENT EARNINGS                            | 3,750.00                 | 239.82                  | 1,324.68             | 2,425.32                       | 64.7%                 |
| 150-10-45900-10  | OTHER INCOME                                   | -                        | (237.50)                | 1,240.45             | (1,240.45)                     | 0.0%                  |
| 150-80-48020-02  | TRANSFER IN (200 FUND)                         | -                        | -                       | -                    | -                              | 0.0%                  |
| 150-80-48100-10  | TRANSFER OUT (200 FUND)                        | (25,000.00)              | -                       | -                    | (25,000.00)                    | 100.0%                |
| <b>Revenue Total:</b>                                    |  | <b>\$ 3,050,934.00</b>   | <b>\$ 239,211.56</b>    | <b>\$ 943,577.28</b> | <b>2,107,356.72</b>            | <b>69.1%</b>          |
| <b>Expense</b>   |  |                          |                         |                      |                                |                       |
| <b>DIVISION 10: ADMINISTRATIVE SERVICES</b>              |  |                          |                         |                      |                                |                       |
| <b>Wages</b>   |  |                          |                         |                      |                                |                       |
| 150-10-50000-10  | FIRE CHIEF                                     | 13,480.00                | 1,036.92                | 4,147.72             | 9,332.28                       | 69.2%                 |
| 150-10-50010-10  | ADMIN SERVICES STAFF                           | 41,306.00                | 3,177.38                | 12,709.56            | 28,596.44                      | 69.2%                 |
| 150-10-52510-10  | WAGE ALLOWANCE (CELL PHONES)                   | 945.00                   | 72.69                   | 290.76               | 654.24                         | 69.2%                 |
| <b>Subtotal</b>  |  | <b>55,731.00</b>         | <b>4,286.99</b>         | <b>17,148.04</b>     | <b>38,582.96</b>               | <b>69.2%</b>          |
| <b>Employer Provided Benefits</b>                        |  |                          |                         |                      |                                |                       |
| 150-10-53710-10  | PENSION (PSPRS)                                | 18,261.00                | 1,404.69                | 5,618.78             | 12,642.22                      | 69.2%                 |
| 150-10-53760-10  | PENSION (ASRS)                                 | 151,813.00               | 11,624.88               | 48,078.85            | 103,734.15                     | 68.3%                 |
| 150-10-53770-10  | BENEFIT CONTRIBUTIONS                          | 316,348.00               | 23,998.46               | 94,294.84            | 222,053.16                     | 70.2%                 |
| 150-10-53810-10  | SOCIAL SECURITY                                | 81,157.00                | 6,155.32                | 25,666.94            | 55,490.06                      | 68.4%                 |
| 150-10-53830-10  | MEDICARE                                       | 20,612.00                | 1,565.09                | 6,505.32             | 14,106.68                      | 68.4%                 |
| 150-10-53860-10  | INDUSTRIAL INSURANCE                           | 23,702.00                | 75.23                   | 13,512.80            | 10,189.20                      | 43.0%                 |
| 150-10-53870-10  | INDUSTRIAL INSURANCE - VOLUNTEERS              | -                        | -                       | -                    | -                              | 0.0%                  |
| 150-10-53910-10  | MEDICAL INSURANCE                              | -                        | 1,472.08                | 18,850.46            | (18,850.46)                    | 0.0%                  |
| 150-10-53920-10  | DENTAL INSURANCE                               | -                        | 121.11                  | 1,455.51             | (1,455.51)                     | 0.0%                  |
| 150-10-53930-10  | VISION INSURANCE                               | -                        | 6.64                    | 215.87               | (215.87)                       | 0.0%                  |
| 150-10-53940-10  | EMPLOYEE ASSISTANCE PROGRAM                    | 2,160.00                 | 230.40                  | 1,152.00             | 1,008.00                       | 46.7%                 |
| 150-10-53950-10  | LIFE INSURANCE                                 | 2,256.00                 | 232.00                  | 1,192.00             | 1,064.00                       | 47.2%                 |
| 150-10-53965.10  | COBRA REIMBURSEMENT INCOME                     | -                        | -                       | -                    | -                              | 0.0%                  |
| 150-10-53990-10  | EARNED LEAVE BUYOUT (ELBO) PROGRAM             | 250.00                   | -                       | -                    | 250.00                         | 100.0%                |
| 150-10-53992-10  | EARNED LEAVE BUYOUT (ELBO) PROGRAM - FICA      | 19.00                    | -                       | -                    | 19.00                          | 100.0%                |
| 150-10-53997-10  | EARNED LEAVE SEPARATION (ELSP) PROGRAM         | -                        | -                       | 867.67               | (867.67)                       | 0.0%                  |
| 150-10-53998-10  | EARNED LEAVE SEPARATION PROGRAM - FICA         | -                        | -                       | 66.37                | (66.37)                        | 0.0%                  |
| <b>Subtotal</b>  |  | <b>616,578.00</b>        | <b>46,885.90</b>        | <b>217,477.41</b>    | <b>399,100.59</b>              | <b>64.7%</b>          |
| <b>Admin Services Compensation &amp; Benefits Total:</b> |  | <b>672,309.00</b>        | <b>51,172.89</b>        | <b>234,625.45</b>    | <b>437,683.55</b>              | <b>65.1%</b>          |
| <b>Equipment &amp; Machinery</b>                         |  |                          |                         |                      |                                |                       |
| 150-10-54040-08  | COMPUTER EQUIPMENT                             | 3,700.00                 | -                       | -                    | 3,700.00                       | 100.0%                |
| <b>Operating Supplies</b>                                |  |                          |                         |                      |                                |                       |
| 150-10-55060-08  | COMPUTER / PRINTER SUPPLIES & MAINTENANCE      | 4,000.00                 | -                       | 384.04               | 3,615.96                       | 90.4%                 |
| <b>Parts &amp; Supplies</b>                              |  |                          |                         |                      |                                |                       |
| 150-10-55550-12  | OFFICE FURNITURE & EQUIPMENT, PARTS & SUPPLIES | 7,000.00                 | -                       | 1,488.04             | 5,511.96                       | 78.7%                 |
| 150-10-55670-50  | VOLUNTEER EXPENSES                             | 100.00                   | -                       | -                    | 100.00                         | 100.0%                |
| 150-10-56340-12  | CLEANING SUPPLIES                              | 6,100.00                 | 1,168.46                | 2,605.43             | 3,494.57                       | 57.3%                 |
| 150-10-56600-12  | FACILITY MAINTENANCE                           | 7,350.00                 | 295.11                  | 2,789.56             | 4,560.44                       | 62.0%                 |
| 150-10-56860-12  | FOOD / BEVERAGES                               | 200.00                   | -                       | -                    | 200.00                         | 100.0%                |
| 150-10-57100-12  | OFFICE SUPPLIES                                | 1,500.00                 | -                       | 604.55               | 895.45                         | 59.7%                 |
| 150-10-57200-12  | POSTAGE / DELIVERY SERVICES                    | 1,500.00                 | 46.84                   | 296.84               | 1,203.16                       | 80.2%                 |
| 150-10-57440-12  | PROFESSIONAL PUBS / SUBSCRIPTIONS              | -                        | -                       | -                    | -                              | 0.0%                  |
| 150-10-57600-12  | HONOR GUARD                                    | 1,000.00                 | -                       | -                    | 1,000.00                       | 100.0%                |
| 150-10-57620-12  | REWARDS / RECOGNITION / FLOWER SUPPLIES        | 150.00                   | -                       | -                    | 150.00                         | 100.0%                |
| 150-10-57660-12  | PEER SUPPORT                                   | 100.00                   | -                       | -                    | 100.00                         | 100.0%                |
| 150-10-57680-12  | TS ID BADGES                                   | 200.00                   | -                       | -                    | 200.00                         | 100.0%                |
| 150-10-58000-12  | UNIFORMS (CIVILIAN)                            | 15,400.00                | 5,556.08                | 5,688.24             | 9,711.76                       | 63.1%                 |
| <b>Subtotal</b>  |  | <b>40,600.00</b>         | <b>7,066.49</b>         | <b>13,472.66</b>     | <b>27,127.34</b>               | <b>66.8%</b>          |
| <b>Facility Services</b>                                 |  |                          |                         |                      |                                |                       |
| 150-10-59000-12  | FACILITY RENT                                  | 6,000.00                 | 500.00                  | 2,000.00             | 4,000.00                       | 66.7%                 |
| 150-10-59020-12  | ELECTRICITY                                    | 35,416.00                | 4,062.88                | 14,707.83            | 20,708.17                      | 58.5%                 |
| 150-10-59040-12  | FACILITY PROJECTS                              | 18,000.00                | 1,755.13                | 4,470.35             | 13,529.65                      | 75.2%                 |
| 150-10-59060-12  | NATURAL GAS                                    | 3,380.00                 | 1,254.77                | 1,411.07             | 1,968.93                       | 58.3%                 |
| 150-10-59100-08  | PHONE  | 7,953.00                 | 161.72                  | 1,923.17             | 6,029.83                       | 75.8%                 |
| 150-10-59160-12  | WATER SOFTENER SUPPLIES                        | 1,920.00                 | 145.91                  | 739.61               | 1,180.39                       | 61.5%                 |
| 150-10-59180-12  | SEWER / SEPTIC                                 | 2,236.00                 | 128.70                  | 386.10               | 1,849.90                       | 82.7%                 |
| 150-10-59200-12  | WATER  | 8,236.00                 | 655.50                  | 2,129.70             | 6,106.30                       | 74.1%                 |
| <b>Subtotal</b>  |  | <b>83,141.00</b>         | <b>8,664.61</b>         | <b>27,767.83</b>     | <b>55,373.17</b>               | <b>66.6%</b>          |



# Superstition Fire & Medical District Income Statement - Detail

For Fiscal: 2019-2020 Period Ending: 10/31/19

|  |   | Original<br>Total Budget | Current Month<br>Actual | YTD Actual Activity | Forecasted<br>Remaining Budget | % Budget<br>Remaining |
|--|---|--------------------------|-------------------------|---------------------|--------------------------------|-----------------------|
| <b>Operating Services</b>              |   |                          |                         |                     |                                |                       |
| 150-10-60180-08                        | COPIER MAINTENANCE & SUPPLIES                           | 2,000.00                 | 139.61                  | 652.83              | 1,347.17                       | 67.4%                 |
| 150-10-60230-12                        | DOCUMENT DISPOSAL SERVICES                              | 120.00                   | -                       | 36.66               | 83.34                          | 69.5%                 |
| 150-10-60240-12                        | EXTERMINATING   | 1,300.00                 | -                       | 253.94              | 1,046.06                       | 80.5%                 |
| 150-10-60310-08                        | INTERNET  | 36,000.00                | 2,459.16                | 9,836.64            | 26,163.36                      | 72.7%                 |
| 150-10-60580-12                        | LANDSCAPING   | 575.00                   | 366.68                  | 366.68              | 208.32                         | 36.2%                 |
| 150-10-60580-12                        | REFUSE COLLECTION                                       | 900.00                   | 100.82                  | 403.28              | 496.72                         | 55.2%                 |
| 150-10-60600-12                        | SECURITY & ALARM SYSTEMS                                | 2,730.00                 | 519.74                  | 1,323.23            | 1,406.77                       | 51.5%                 |
| 150-10-60620-08                        | INDIVIDUAL SOFTWARE LICENSING                           | 700.00                   | -                       | -                   | 700.00                         | 100.0%                |
| 150-10-60630-08                        | SYSTEM SERVER HOSTING                                   | 2,311.00                 | 137.59                  | 687.95              | 1,623.05                       | 70.2%                 |
| 150-10-60740-12                        | WATER & ICE (DRINKING)                                  | 3,900.00                 | 520.75                  | 1,824.57            | 2,075.43                       | 53.2%                 |
|  | <b>Subtotal</b>   | <b>50,536.00</b>         | <b>4,244.35</b>         | <b>15,385.78</b>    | <b>35,150.22</b>               | <b>69.6%</b>          |
| <b>Professional Services</b>           |   |                          |                         |                     |                                |                       |
| 150-10-61020-12                        | ADMIN MEDICAL DIR - CONTRACT                            | 15,000.00                | 3,750.00                | 3,750.00            | 11,250.00                      | 75.0%                 |
| 150-10-61060-12                        | NEW HIRE HR ADVERTISING                                 | 100.00                   | -                       | -                   | 100.00                         | 100.0%                |
| 150-10-61100-12                        | BACKGROUND / CREDIT REPORTG                             | 1,000.00                 | -                       | 221.00              | 779.00                         | 77.9%                 |
| 150-10-61160-08                        | CIS MAINT CONTRACT                                      | 2,500.00                 | -                       | -                   | 2,500.00                       | 100.0%                |
| 150-10-61170-08                        | CIS WEB HOSTING / DOMAIN CERTIFICATES                   | 1,000.00                 | 354.78                  | 453.78              | 546.22                         | 54.6%                 |
| 150-10-61250-12                        | FIRE CHIEF SEARCH CONTINGENCY                           | 10,000.00                | -                       | -                   | 10,000.00                      | 100.0%                |
| 150-10-61260-12                        | CPA AUDIT SERVICES                                      | 4,000.00                 | -                       | -                   | 4,000.00                       | 100.0%                |
| 150-10-61300-12                        | LABOR RELATIONS CONSULTING/CONFERENCES                  | 2,667.00                 | 111.54                  | 111.54              | 2,555.46                       | 96.0%                 |
| 150-10-61700-12                        | VEHICLE / PROPERTY / LIABILITY INS                      | 24,349.00                | -                       | 5,847.02            | 18,501.98                      | 76.0%                 |
| 150-10-61860-12                        | GOVERNING BOARD LEGAL SERVICES                          | 10,000.00                | 349.25                  | 1,093.85            | 8,906.15                       | 89.1%                 |
| 150-10-61880-12                        | HR / INVESTIGATION LEGAL SERVICES                       | -                        | -                       | -                   | -                              | 0.0%                  |
| 150-10-61920-12                        | MEDICAL EXAM SERVICES                                   | 350.00                   | 130.00                  | 130.00              | 220.00                         | 62.9%                 |
| 150-10-62020-12                        | PRINTING / PUBLISHING SERVICES                          | 800.00                   | 143.94                  | 228.61              | 571.39                         | 71.4%                 |
| 150-10-62060-12                        | PROFESSIONAL ORGS / MEMBERSHIP                          | 900.00                   | 780.00                  | 1,671.67            | (771.67)                       | -85.7%                |
| 150-10-62105-08                        | GLOBAL SOFTWARE LICENSING                               | 23,000.00                | 649.69                  | 9,418.42            | 13,581.58                      | 59.1%                 |
|  | <b>Subtotal</b>   | <b>95,666.00</b>         | <b>6,269.20</b>         | <b>22,925.89</b>    | <b>72,740.11</b>               | <b>76.0%</b>          |
| <b>Training Services</b>               |   |                          |                         |                     |                                |                       |
| 150-10-63000-10                        | ADMIN FEES, BONDS & LEASES                              | 350.00                   | 60.13                   | 60.45               | 289.55                         | 82.7%                 |
| 150-10-63140-10                        | INTEREST & FINANCE CHARGES                              | 7,500.00                 | -                       | -                   | 7,500.00                       | 100.0%                |
| 150-10-63150-10                        | FINANCIAL RESERVE                                       | 101,624.10               | -                       | -                   | 101,624.10                     | 100.0%                |
| 150-10-63200-10                        | BILLING & COLLECTIONS FEES                              | 152,469.00               | 23,886.04               | 34,714.35           | 117,754.65                     | 77.2%                 |
| 150-10-64020-12                        | ADMIN TRAINING / CONFERENCES                            | 600.00                   | 394.54                  | 394.54              | 205.46                         | 34.2%                 |
| 150-10-64040-12                        | BOARD OF DIRECTORS TRAINING                             | 100.00                   | -                       | -                   | 100.00                         | 100.0%                |
| 150-10-64060-12                        | COLLEGE TUITION REIMBURSEMENT                           | 6,715.00                 | -                       | 180.60              | 6,534.40                       | 97.3%                 |
|  | <b>Subtotal</b>   | <b>269,358.10</b>        | <b>24,340.71</b>        | <b>35,349.94</b>    | <b>234,008.16</b>              | <b>86.9%</b>          |
|  | <b>Administrative Services Operating Expense Total:</b> | <b>547,001.10</b>        | <b>50,585.36</b>        | <b>115,286.14</b>   | <b>431,714.96</b>              | <b>78.9%</b>          |
|  | <b>TOTAL ADMINISTRATIVE SERVICES</b>                    | <b>1,219,310.10</b>      | <b>101,758.25</b>       | <b>349,911.59</b>   | <b>869,398.51</b>              | <b>71.3%</b>          |
| <b>DIVISION 20: TECHNICAL SERVICES</b> |   |                          |                         |                     |                                |                       |
| <b>Wages</b>                           |   |                          |                         |                     |                                |                       |
| 150-20-50020-10                        | FLEET & FACILITIES STAFF                                | 6,442.00                 | 1,765.38                | 7,703.66            | (1,261.66)                     | -19.6%                |
|  | <b>Technical Services Wages Total:</b>                  | <b>6,442.00</b>          | <b>1,765.38</b>         | <b>7,703.66</b>     | <b>(1,261.66)</b>              | <b>-19.6%</b>         |
| <b>Equipment &amp; Machinery</b>       |   |                          |                         |                     |                                |                       |
| 150-20-54050-20                        | DIAGNOSTIC SOFTWARE                                     | 300.00                   | -                       | 354.00              | (54.00)                        | -18.0%                |
| <b>Operating Supplies</b>              |   |                          |                         |                     |                                |                       |
| 150-20-55400-20                        | MECH EQUIPMENT, PARTS & SUPPLIES                        | 650.00                   | -                       | -                   | 650.00                         | 100.0%                |
| 150-20-55580-20                        | TIRES   | 12,000.00                | -                       | 1,266.80            | 10,733.20                      | 89.4%                 |
| 150-20-55620-20                        | VEHICLE PARTS   | 10,000.00                | 3,682.92                | 6,395.09            | 3,604.91                       | 36.0%                 |
|  | <b>Subtotal</b>   | <b>22,650.00</b>         | <b>3,682.92</b>         | <b>7,661.89</b>     | <b>14,988.11</b>               | <b>66.2%</b>          |
| <b>Parts &amp; Supplies</b>            |   |                          |                         |                     |                                |                       |
| 150-20-56800-20                        | FLUIDS (ANTIFREEZE, BRAKE, TRANSMISSION)                | 600.00                   | 369.49                  | 369.49              | 230.51                         | 38.4%                 |
| 150-20-56880-20                        | FUEL - DIESEL   | 24,200.00                | 2,272.86                | 7,515.00            | 16,685.00                      | 68.9%                 |
| 150-20-56900-20                        | FUEL - UNLEADED   | 1,600.00                 | 151.27                  | 320.83              | 1,279.17                       | 79.9%                 |
| 150-20-57060-20                        | MISCELLANEOUS SHOP SUPPLIES                             | 500.00                   | -                       | 222.42              | 277.58                         | 55.5%                 |
| 150-20-57140-20                        | ENGINE OIL  | 2,000.00                 | 1,904.60                | 1,904.60            | 95.40                          | 4.8%                  |
| 150-20-58120-20                        | UNIFORMS & TOWELS (TECH SRVS)                           | 377.00                   | 57.89                   | 79.53               | 297.47                         | 78.9%                 |
|  | <b>Subtotal</b>   | <b>29,277.00</b>         | <b>4,756.11</b>         | <b>10,411.87</b>    | <b>18,865.13</b>               | <b>64.4%</b>          |
| <b>Professional Services</b>           |   |                          |                         |                     |                                |                       |
| 150-20-61460-20                        | HAZARDOUS WASTE DISPOSAL                                | 190.00                   | -                       | 37.67               | 152.33                         | 80.2%                 |
| 150-20-62140-20                        | REPAIR & MAINTENANCE - FLEET                            | 2,600.00                 | 219.52                  | 1,000.00            | 1,600.00                       | 61.5%                 |
|  | <b>Subtotal</b>   | <b>2,790.00</b>          | <b>219.52</b>           | <b>1,037.67</b>     | <b>1,752.33</b>                | <b>62.8%</b>          |
| <b>Training Services</b>               |   |                          |                         |                     |                                |                       |
| 150-20-64470-20                        | FLEET SERVICES TRAINING                                 | 2,000.00                 | -                       | -                   | 2,000.00                       | 100.0%                |
|  | <b>Technical Services Operating Expense Total:</b>      | <b>57,017.00</b>         | <b>8,658.55</b>         | <b>19,465.43</b>    | <b>37,551.57</b>               | <b>65.9%</b>          |
|  | <b>TOTAL TECHNICAL SERVICES</b>                         | <b>63,459.00</b>         | <b>10,423.93</b>        | <b>27,169.09</b>    | <b>36,289.91</b>               | <b>57.2%</b>          |



# Superstition Fire & Medical District Income Statement - Detail

For Fiscal: 2019-2020 Period Ending: 10/31/19

|  |   | Original<br>Total Budget | Current Month<br>Actual | YTD Actual Activity | Forecasted<br>Remaining Budget | % Budget<br>Remaining                       |
|--|---|--------------------------|-------------------------|---------------------|--------------------------------|---|
| <b>DIVISION 30: COMMUNICATIONS SERVICES</b>        |   |                          |                         |                     |                                |   |
| <b>Operating Services</b>                          |   |                          |                         |                     |                                |   |
| 150-30-59080-15                                    | PHONE / E-911 COMMUNICATION CIRCUITS        | 2,375.00                 | -                       | 557.01              | 1,817.99                       | <span style="color: green;">●</span> 76.5%  |
| 150-30-60020-15                                    | TOPAZ / G2 MAINTENANCE                      | 9,400.00                 | 634.00                  | 2,978.33            | 6,421.67                       | <span style="color: green;">●</span> 68.3%  |
| 150-30-60340-08                                    | MCT MAINTENANCE                             | 6,723.00                 | 1,680.64                | 1,680.64            | 5,042.36                       | <span style="color: green;">●</span> 75.0%  |
| 150-30-60350-08                                    | MOBILE DATA OPERATIONS                      | 8,000.00                 | 992.32                  | 1,749.54            | 6,250.46                       | <span style="color: green;">●</span> 78.1%  |
| 150-30-60560-15                                    | RADIO INFO SYSTEMS MAINTENANCE              | 1,250.00                 | -                       | -                   | 1,250.00                       | <span style="color: green;">●</span> 100.0% |
|  | <b>Subtotal</b>                             | <b>27,748.00</b>         | <b>3,306.96</b>         | <b>6,965.52</b>     | <b>20,782.48</b>               | <span style="color: green;">●</span> 74.9%  |
| <b>Professional Services</b>                       |   |                          |                         |                     |                                |   |
| 150-30-61440-15                                    | DISPATCH SERVICES - MFMD                    | 145,996.00               | 23,037.26               | 34,431.86           | 111,564.14                     | <span style="color: green;">●</span> 76.4%  |
| <b>TOTAL COMMUNICATIONS SERVICES</b>               |   | <b>173,744.00</b>        | <b>26,344.22</b>        | <b>41,397.38</b>    | <b>132,346.62</b>              | <span style="color: green;">●</span> 76.2%  |
| <b>DIVISION 40: TRANSPORT SERVICES</b>             |   |                          |                         |                     |                                |   |
| <b>Wages</b>                                       |   |                          |                         |                     |                                |   |
| 150-40-50040-10                                    | ASSISTANT CHIEFS                            | 7,725.00                 | 594.23                  | 2,376.92            | 5,348.08                       | <span style="color: green;">●</span> 69.2%  |
| 150-40-50140-10                                    | CON OPERATIONS MANAGEMENT                   | 146,110.00               | 11,239.19               | 44,714.00           | 101,396.00                     | <span style="color: green;">●</span> 69.4%  |
| 150-40-51010-10                                    | BATTALION CHIEFS                            | 10,399.00                | 799.92                  | 3,199.72            | 7,199.28                       | <span style="color: green;">●</span> 69.2%  |
| 150-40-51030-10                                    | CAPTAINS                                    | 29,595.00                | 2,276.54                | 9,106.14            | 20,488.86                      | <span style="color: green;">●</span> 69.2%  |
| 150-40-51600-10                                    | PARAMEDIC (FULL TIME)                       | 560,244.00               | 41,138.78               | 164,192.76          | 396,051.24                     | <span style="color: green;">●</span> 70.7%  |
| 150-40-51650-10                                    | EMT (FULL TIME)                             | 459,314.00               | 33,609.52               | 133,649.14          | 325,664.86                     | <span style="color: green;">●</span> 70.9%  |
| 150-40-51700-10                                    | PARAMEDIC (PART TIME)                       | -                        | 396.00                  | 3,460.00            | (3,460.00)                     | <span style="color: red;">●</span> 0.0%     |
| 150-40-51750-10                                    | EMT (PART TIME)                             | -                        | -                       | 1,134.00            | (1,134.00)                     | <span style="color: red;">●</span> 0.0%     |
| 150-40-51800-10                                    | SWORN COVERAGE - WAGES                      | -                        | 8,153.81                | 19,078.29           | (19,078.29)                    | <span style="color: red;">●</span> 0.0%     |
|  | <b>Subtotal</b>                             | <b>1,213,387.00</b>      | <b>98,207.99</b>        | <b>380,910.97</b>   | <b>832,476.03</b>              | <span style="color: green;">●</span> 68.6%  |
| <b>OT / Other Wages</b>                            |   |                          |                         |                     |                                |   |
| 150-40-52015-10                                    | INJURY WAGES                                | -                        | -                       | -                   | -                              | <span style="color: red;">●</span> 0.0%     |
| 150-40-52560-10                                    | HOLIDAY PAY                                 | 35,576.00                | -                       | 5,435.80            | 30,140.20                      | <span style="color: green;">●</span> 84.7%  |
| 150-40-52740-12                                    | REGULAR OVERTIME                            | 48,017.00                | 3,453.03                | 22,965.35           | 25,051.65                      | <span style="color: green;">●</span> 52.2%  |
| 150-40-52750-12                                    | SPECIAL OVERTIME                            | 300.00                   | -                       | -                   | 300.00                         | <span style="color: green;">●</span> 100.0% |
| 150-40-52800-12                                    | CONTRACTED SPECIAL EVENTS OVERTIME          | 1,000.00                 | -                       | -                   | 1,000.00                       | <span style="color: green;">●</span> 100.0% |
| 150-40-52850-47                                    | SCBA OVERTIME                               | 1,000.00                 | -                       | -                   | 1,000.00                       | <span style="color: green;">●</span> 100.0% |
| 150-40-53140-41                                    | EMS TRAINING OT                             | -                        | -                       | -                   | -                              | <span style="color: green;">●</span> 0.0%   |
| 150-40-53380-41                                    | NEW HIRE TRAINING                           | -                        | -                       | -                   | -                              | <span style="color: green;">●</span> 0.0%   |
|  | <b>Subtotal</b>                             | <b>85,893.00</b>         | <b>3,453.03</b>         | <b>28,401.15</b>    | <b>57,491.85</b>               | <span style="color: green;">●</span> 67.0%  |
| <b>Transport Services Wages Total:</b>             |   | <b>1,299,280.00</b>      | <b>101,661.02</b>       | <b>409,312.12</b>   | <b>889,967.88</b>              | <span style="color: green;">●</span> 68.5%  |
| <b>Equipment &amp; Machinery</b>                   |   |                          |                         |                     |                                |   |
| 150-40-54000-10                                    | VEHICLE / EQUIPMENT LEASE PAYMENTS          | 175,148.00               | -                       | -                   | 175,148.00                     | <span style="color: green;">●</span> 100.0% |
| 150-40-54080-41                                    | EMS EQUIP & MACHINERY (ASSET)               | 2,000.00                 | -                       | -                   | 2,000.00                       | <span style="color: green;">●</span> 100.0% |
| 150-40-54300-42                                    | PHYSICAL FITNESS EQUIPMENT (ASSET)          | 667.00                   | -                       | -                   | 667.00                         | <span style="color: green;">●</span> 100.0% |
|  | <b>Subtotal</b>                             | <b>177,815.00</b>        | <b>-</b>                | <b>-</b>            | <b>177,815.00</b>              | <span style="color: green;">●</span> 100.0% |
| <b>Operating Supplies</b>                          |   |                          |                         |                     |                                |   |
| 150-40-55100-41                                    | EMS PARTS & SUPPLIES                        | 5,000.00                 | 130.06                  | 130.06              | 4,869.94                       | <span style="color: green;">●</span> 97.4%  |
| 150-40-55440-42                                    | PHYSICAL FITNESS TRAINING, TOOLS & SUPPLIES | 1,000.00                 | -                       | -                   | 1,000.00                       | <span style="color: green;">●</span> 100.0% |
| 150-40-56450-41                                    | EMS MEDICAL SUPPLIES                        | 180,000.00               | 19,928.23               | 57,262.51           | 122,737.49                     | <span style="color: green;">●</span> 68.2%  |
| 150-40-56460-41                                    | EMS MEDICATION RESTOCK SUPPLIES             | 25,000.00                | 1,031.70                | 4,537.45            | 20,462.55                      | <span style="color: green;">●</span> 81.9%  |
| 150-40-55480-42                                    | SAFETY EQUIPMENT, PARTS & SUPPLIES          | 300.00                   | -                       | -                   | 300.00                         | <span style="color: green;">●</span> 100.0% |
| 150-40-57000-41                                    | IMMUNIZATION CLINIC SUPPLIES                | 6,000.00                 | 4,088.41                | 4,088.41            | 1,911.59                       | <span style="color: red;">●</span> 31.9%    |
| 150-40-57245-42                                    | PPE REPLACEMENT                             | 1,000.00                 | -                       | -                   | 1,000.00                       | <span style="color: green;">●</span> 100.0% |
|  | <b>Subtotal</b>                             | <b>218,300.00</b>        | <b>25,178.40</b>        | <b>66,018.43</b>    | <b>152,281.57</b>              | <span style="color: green;">●</span> 69.8%  |
| <b>Operating Services</b>                          |   |                          |                         |                     |                                |   |
| 150-40-60040-41                                    | BIO-HAZARD WASTE                            | 2,000.00                 | 229.09                  | 793.91              | 1,206.09                       | <span style="color: red;">●</span> 60.3%    |
| 150-40-60700-12                                    | TOWEL & LINEN SERVICES                      | 2,500.00                 | 535.90                  | 757.11              | 1,742.89                       | <span style="color: green;">●</span> 69.7%  |
|  | <b>Subtotal</b>                             | <b>4,500.00</b>          | <b>764.99</b>           | <b>1,551.02</b>     | <b>2,948.98</b>                | <span style="color: yellow;">●</span> 65.5% |
| <b>Professional Services</b>                       |   |                          |                         |                     |                                |   |
| 150-40-61120-12                                    | BAY DOOR MAINTENANCE                        | 2,600.00                 | -                       | -                   | 2,600.00                       | <span style="color: green;">●</span> 100.0% |
| 150-40-61530-41                                    | EMS CARDIAC MONITOR MAINT & SUPP            | 7,900.00                 | -                       | 7,922.76            | (22.76)                        | <span style="color: red;">●</span> -0.3%    |
| 150-40-61650-12                                    | INFECTION CONTROL MEDICAL EXAM SERVICE      | 1,000.00                 | -                       | -                   | 1,000.00                       | <span style="color: green;">●</span> 100.0% |
|  | <b>Subtotal</b>                             | <b>11,500.00</b>         | <b>-</b>                | <b>7,922.76</b>     | <b>3,577.24</b>                | <span style="color: red;">●</span> 31.1%    |
| <b>Training Services</b>                           |   |                          |                         |                     |                                |   |
| 150-40-64020-41                                    | EMS CONFERENCES / OUTSIDE TRAINING          | 500.00                   | -                       | -                   | 500.00                         | <span style="color: green;">●</span> 100.0% |
| 150-40-64400-42                                    | HEALTH, SAFETY, & WELLNESS TRNG & SUPPLIES  | 667.00                   | -                       | -                   | 667.00                         | <span style="color: green;">●</span> 100.0% |
|  | <b>Subtotal</b>                             | <b>1,167.00</b>          | <b>-</b>                | <b>-</b>            | <b>1,167.00</b>                | <span style="color: green;">●</span> 100.0% |
| <b>Transport Services Operating Expense Total:</b> |   | <b>413,282.00</b>        | <b>25,943.39</b>        | <b>75,492.21</b>    | <b>337,789.79</b>              | <span style="color: green;">●</span> 81.7%  |
| <b>TOTAL TRANSPORT OPERATIONS</b>                  |   | <b>1,712,562.00</b>      | <b>127,604.41</b>       | <b>484,804.33</b>   | <b>1,227,757.67</b>            | <span style="color: green;">●</span> 71.7%  |





## Superstition Fire & Medical District Income Statement - Detail

For Fiscal: 2019-2020 Period Ending: 10/31/19

|  |  | Original<br>Total Budget | Current Month<br>Actual | YTD Actual Activity  | Forecasted<br>Remaining Budget | % Budget<br>Remaining                              |
|--|--|--------------------------|-------------------------|----------------------|--------------------------------|--|
| <b>DIVISION 50: COMMUNITY SERVICES / FIRE PREVENTION</b> |  |                          |                         |                      |                                |  |
|  | <b>Parts &amp; Supplies</b>              |                          |                         |                      |                                |  |
| 150-50-56920-50  | SAFETY & EDUCATION PROMOTIONAL MATERIALS | 500.00                   | -                       | -                    | 500.00                         | 100.0% <span style="color: green;">●</span>        |
|  | <b>Professional Services</b>             |                          |                         |                      |                                |  |
| 150-50-61370-50  | COMMUNITY RELATIONS PRINTED MATERIALS    | 500.00                   | -                       | -                    | 500.00                         | 100.0% <span style="color: green;">●</span>        |
| <b>TOTAL COMMUNITY SERVICES / FIRE PREVENTION</b>        |  | <b>1,000.00</b>          | <b>-</b>                | <b>-</b>             | <b>1,000.00</b>                | <b>100.0%</b> <span style="color: green;">●</span> |
| <b>GRAND TOTAL TRANSPORT SERVICES FUND</b>               |  | <b>\$ 3,170,075.10</b>   | <b>\$ 266,130.81</b>    | <b>\$ 903,282.39</b> | <b>\$ 2,266,792.71</b>         | <b>71.5%</b> <span style="color: green;">●</span>  |
| <b>Net Financial Sources (Uses):</b>                     |  | <b>\$ (119,141.10)</b>   | <b>\$ (26,919.25)</b>   | <b>\$ 40,294.89</b>  | <b>\$ (159,435.99)</b>         |  |
| <b>Beginning Unrestricted Fund Balance July 1, 2019</b>  |  | <b>\$119,141.10</b>      |                         |                      |                                |  |



# Superstition Fire & Medical District Income Statement - Detail

For Fiscal: 2019-2020 Period Ending: 10/31/19

|                                     |   | Original<br>Total Budget | Current Month<br>Actual | YTD Actual<br>Activity | Forecasted<br>Remaining Budget | % Budget<br>Remaining |
|-------------------------------------|---|--------------------------|-------------------------|------------------------|--------------------------------|-----------------------|
| <b>Fund: 200 - CAPITAL PROJECTS</b> |   |                          |                         |                        |                                |                       |
| <b>Revenue</b>                      |   |                          |                         |                        |                                |                       |
| <b>Direct Taxes</b>                 |   |                          |                         |                        |                                |                       |
| 200-10-41000-10                     | REAL & SECURED PROPERTY TAXES                         | 939,048.00               | 357,583.70              | 417,417.46             | 521,630.54                     | 55.5%                 |
| 200-10-41050-10                     | UNSECURED PERS PROPERTY TAXES                         | 76,310.00                | 28,257.87               | 38,583.14              | 37,726.86                      | 49.4%                 |
| 200-10-41080-10                     | MARICOPA COUNTY PROPERTY TAXES                        | 1,085.00                 | -                       | -                      | 1,085.00                       | 100.0%                |
| 200-10-41200-10                     | SRP CONTRIBUTIONS                                     | 28,233.00                | -                       | -                      | 28,233.00                      | 100.0%                |
|                                     | <b>Subtotal</b>                                       | <b>\$ 1,044,676.00</b>   | <b>\$ 385,841.57</b>    | <b>\$ 456,000.60</b>   | <b>\$ 588,675.40</b>           | <b>56.4%</b>          |
| 200-10-45700-10                     | INVESTMENT EARNINGS                                   | 10,000.00                | 893.80                  | 4,263.22               | 5,736.78                       | 57.4%                 |
| 200-10-45900-10                     | OTHER INCOME  | -                        | -                       | -                      | -                              | 0.0%                  |
| 200-80-48020-10                     | TRANSFER IN (150 FUND)                                | 25,000.00                | -                       | -                      | 25,000.00                      | 100.0%                |
| 200-80-48100-10                     | TRANSFER OUT (150 FUND)                               | -                        | -                       | -                      | -                              | 0.0%                  |
| 200-80-48100-10                     | TRANSFER OUT (400 FUND)                               | -                        | -                       | -                      | -                              | 0.0%                  |
| 200-90-49500-15                     | DISTRICT EQUIPMENT SALES                              | -                        | -                       | -                      | -                              | 0.0%                  |
|                                     | <b>Revenue Total:</b>                                 | <b>\$ 1,079,676.00</b>   | <b>\$ 386,735.37</b>    | <b>\$ 460,263.82</b>   | <b>\$ 619,412.18</b>           | <b>57.4%</b>          |
| <b>Expense</b>                      |   |                          |                         |                        |                                |                       |
| 200-10-63000-10                     | ADMINISTRATIVE FEES                                   | -                        | -                       | -                      | -                              | 0.0%                  |
| 200-10-63150-10                     | FINANCIAL RESERVE                                     | 335,957.74               | 0.61                    | 0.61                   | 335,957.13                     | 100.0%                |
| 200-70-71002-25                     | BUILDINGS & SYSTEMS                                   | 65,839.00                | -                       | -                      | 65,839.00                      | 100.0%                |
| 200-70-72240-20                     | VEHICLES / GENERAL PURPOSE                            | 938,354.00               | -                       | 86,098.48              | 852,255.52                     | 90.8%                 |
| 200-70-72340-20                     | APPARATUS EQUIPMENT                                   | 81,582.00                | 12,508.34               | 12,508.34              | 69,073.66                      | 84.7%                 |
| 200-70-72510-30                     | COMM MICROWAVE UPGRADE                                | 37,207.00                | 429.00                  | 3,232.00               | 33,975.00                      | 91.3%                 |
| 200-70-52515-30                     | COMM SYSTEM SOFTWARE                                  | 10,000.00                | -                       | 20,805.97              | (10,805.97)                    | -108.1%               |
| 200-70-72660-30                     | RADIO COMM EQUIP - PORTABLE                           | 32,575.00                | -                       | 34,986.23              | (2,411.23)                     | -7.4%                 |
| 200-70-72670-40                     | RADIO COMM EQUIP - WIRELESS                           | -                        | -                       | -                      | -                              | 0.0%                  |
| 200-70-72740-40                     | FIRE PROT EQUIP - SPECIALIZED                         | 40,000.00                | -                       | -                      | 40,000.00                      | 100.0%                |
| 200-70-72765-47                     | SCBA EQUIPMENT  | 14,134.00                | -                       | -                      | 14,134.00                      | 100.0%                |
| 200-70-72770-47                     | SCBA PACKS & BOTTLES                                  | 8,700.00                 | -                       | -                      | 8,700.00                       | 100.0%                |
| 200-70-72800-40                     | THERMAL IMAGING CAMERAS                               | -                        | -                       | -                      | -                              | 0.0%                  |
| 200-70-73420-41                     | EMS CAPITAL EQUIPMENT                                 | 115,300.00               | -                       | 29,715.46              | 85,584.54                      | 74.2%                 |
| 200-70-73515-15                     | COMPUTER EQUIPMENT                                    | 70,585.00                | -                       | -                      | 70,585.00                      | 100.0%                |
| 200-70-73520-15                     | COMPUTER SOFTWARE                                     | 32,020.00                | -                       | 4,780.00               | 27,240.00                      | 85.1%                 |
| 200-70-73540-25                     | FACILITY EQUIPMENT                                    | 10,343.00                | -                       | -                      | 10,343.00                      | 100.0%                |
| 200-70-73840-44                     | FITNESS EQUIPMENT                                     | -                        | -                       | -                      | -                              | 0.0%                  |
|                                     | <b>Expense Total:</b>                                 | <b>\$ 1,792,596.74</b>   | <b>\$ 12,937.95</b>     | <b>\$ 192,127.09</b>   | <b>\$ 1,600,469.65</b>         | <b>89.3%</b>          |
|                                     | <b>Net Financial Sources (Uses):</b>                  | <b>\$ (712,920.74)</b>   | <b>\$ 373,797.42</b>    | <b>\$ 268,136.73</b>   | <b>\$ (392,382.07)</b>         |                       |
|                                     | <b>Beginning Restricted Fund Balance July 1, 2019</b> | <b>\$712,920.74</b>      |                         |                        |                                |                       |



# Superstition Fire & Medical District Income Statement - Detail

For Fiscal: 2019-2020 Period Ending: 10/31/19

|   | Original<br>Total Budget             | Current Month Actual | YTD Actual<br>Activity | Forecasted<br>Remaining Budget | % Budget<br>Remaining |        |
|---|--------------------------------------|----------------------|------------------------|--------------------------------|-----------------------|--------|
| <b>Fund: 400 - SPECIAL REVENUE</b>                    |                                      |                      |                        |                                |                       |        |
| <b>Revenue</b>  |                                      |                      |                        |                                |                       |        |
| 400-10-45700-10                                       | INVESTMENT EARNINGS                  | 600.00               | 59.24                  | 290.96                         | 309.04                | 51.5%  |
| 400-10-46700-10                                       | GRANT - FIRE PREVENTION              | -                    | -                      | -                              | -                     | 0.0%   |
| 400-10-46750-10                                       | GRANT - FEMA (SHARE)                 | -                    | -                      | -                              | -                     | 0.0%   |
| 400-10-46750-10                                       | GRANT - OTHER                        | -                    | -                      | -                              | -                     | 0.0%   |
| 400-10-47020-41                                       | AED DONATIONS                        | 23,500.00            | 3,000.00               | 7,500.00                       | 16,000.00             | 68.1%  |
| 400-10-47100-41                                       | EMS CARDIAC DONATIONS                | 1,000.00             | -                      | -                              | 1,000.00              | 100.0% |
| 400-10-47110-41                                       | EMS EQUIPMENT DONATIONS              | -                    | -                      | -                              | -                     | 0.0%   |
| 400-10-47120-50                                       | FIRE PREVENTION / PUBLIC EDUCATION   | 1,000.00             | -                      | -                              | 1,000.00              | 100.0% |
| 400-10-47130-10                                       | GENERAL DONATIONS                    | 5,000.00             | 40.55                  | 40.55                          | 4,959.45              | 99.2%  |
| 400-80-48020-02                                       | TRANSFER IN (200 Fund)               | -                    | -                      | -                              | -                     | 0.0%   |
| 400-80-48020-10                                       | TRANSFER IN (100 Fund)               | -                    | -                      | -                              | -                     | 0.0%   |
| 400-80-48100-10                                       | TRANSFER OUT (100 Fund)              | -                    | -                      | -                              | -                     | 0.0%   |
| <b>Revenue Total:</b>                                 | <b>\$ 31,100.00</b>                  | <b>\$ 3,099.79</b>   | <b>\$ 7,831.51</b>     | <b>\$ 23,268.49</b>            | <b>74.8%</b>          |        |
| <b>Expense</b>  |                                      |                      |                        |                                |                       |        |
| 400-10-63000-10                                       | ADMINISTRATIVE FEES                  | -                    | -                      | 6.51                           | (6.51)                | 0.0%   |
| 400-10-63610-10                                       | UNDESIGNATED INVESTMENT EARNINGS RES | 327.86               | -                      | -                              | 327.86                | 100.0% |
| 400-50-77250-50                                       | AED DONATIONS - EXPENDITURES         | 25,000.00            | 3,384.79               | 8,654.49                       | 16,345.51             | 65.4%  |
| 400-50-77260-50                                       | EMS EQUIPMENT DONATIONS              | -                    | -                      | -                              | -                     | 0.0%   |
| 400-50-77270-50                                       | FIRE PREVENTION / PUBLIC EDUCATION   | 250.00               | -                      | -                              | 250.00                | 100.0% |
| 400-50-77280-50                                       | GENERAL DONATIONS                    | 25,000.00            | -                      | 439.88                         | 24,560.12             | 98.2%  |
| 400-70-77510-41                                       | EMS CARDIAC DONATIONS                | 28,960.00            | -                      | -                              | 28,960.00             | 100.0% |
| 400-70-78700-10                                       | GRANT - FIRE PREVENTION              | -                    | -                      | -                              | -                     | 0.0%   |
| 400-70-78800-10                                       | GRANT - OTHER                        | -                    | -                      | -                              | -                     | 0.0%   |
| 400-70-79440-10                                       | FEMA GRANT (FEDERAL SHARE)           | -                    | -                      | -                              | -                     | 0.0%   |
| <b>Expense Total:</b>                                 | <b>\$ 79,537.86</b>                  | <b>\$ 3,384.79</b>   | <b>\$ 9,100.88</b>     | <b>\$ 70,436.98</b>            | <b>88.6%</b>          |        |
| <b>Net Financial Sources (Uses):</b>                  | <b>\$ (48,437.86)</b>                | <b>\$ (285.00)</b>   | <b>\$ (1,269.37)</b>   | <b>\$ (47,168.49)</b>          |                       |        |
| <b>Beginning Restricted Fund Balance July 1, 2019</b> | <b>\$48,437.86</b>                   |                      |                        |                                |                       |        |



# Superstition Fire & Medical District Income Statement - Detail

For Fiscal: 2019-2020 Period Ending: 10/31/19

|   |                                      | Original<br>Total Budget | Current Month<br>Actual | YTD Actual<br>Activity | Forecasted<br>Remaining Budget | % Budget<br>Remaining |
|---|--------------------------------------|--------------------------|-------------------------|------------------------|--------------------------------|-----------------------|
| <b>Fund: 500 - DEBT RETIREMENT PRINCIPAL</b>          |                                      |                          |                         |                        |                                |                       |
| <b>Revenue</b>  |                                      |                          |                         |                        |                                |                       |
| 500-10-41000-10                                       | REAL & SECURED PROPERTY TAXES        | 469,524.00               | 185,974.87              | 217,614.32             | 251,909.68                     | 53.7%                 |
| 500-10-41050-10                                       | UNSECURED PERS PROPERTY TAXES        | 38,155.00                | 14,762.38               | 20,274.61              | 17,880.39                      | 46.9%                 |
| 500-10-41200-10                                       | SRP CONTRIBUTIONS                    | 14,116.00                | -                       | -                      | 14,116.00                      | 100.0%                |
| 500-10-45700-10                                       | INVESTMENT EARNINGS                  | 10,000.00                | 494.69                  | 3,199.49               | 6,800.51                       | 68.0%                 |
| <b>Revenue Total:</b>                                 |                                      | <b>\$ 531,795.00</b>     | <b>\$ 201,231.94</b>    | <b>\$ 241,088.42</b>   | <b>\$ 290,706.58</b>           | <b>54.7%</b>          |
| <b>Expense</b>  |                                      |                          |                         |                        |                                |                       |
| 500-10-63150-10                                       | FINANCIAL RESERVE                    | 215,692.27               | 0.35                    | 0.35                   | 215,691.92                     | 100.0%                |
| 500-60-70500-10                                       | DEBT SERVICE EXPENDITURE - PRINCIPAL | 556,000.00               | -                       | -                      | 556,000.00                     | 100.0%                |
| <b>Expense Total:</b>                                 |                                      | <b>771,692.27</b>        | <b>0.35</b>             | <b>0.35</b>            | <b>\$ 771,691.92</b>           | <b>100.0%</b>         |
| <b>Net Financial Sources (Uses):</b>                  |                                      | <b>(239,897.27)</b>      | <b>\$ 201,231.59</b>    | <b>\$ 241,088.07</b>   | <b>\$ (480,985.34)</b>         |                       |
| <b>Beginning Restricted Fund Balance July 1, 2019</b> |                                      | <b>\$239,897.27</b>      |                         |                        |                                |                       |

|   |                                     | Original<br>Total Budget | Current Month<br>Actual | YTD Actual<br>Activity | Forecasted<br>Remaining Budget | % Budget<br>Remaining |
|---|-------------------------------------|--------------------------|-------------------------|------------------------|--------------------------------|-----------------------|
| <b>Fund: 600 - DEBT RETIREMENT INTEREST</b>           |                                     |                          |                         |                        |                                |                       |
| <b>Revenue</b>  |                                     |                          |                         |                        |                                |                       |
| 600-10-41000-10                                       | REAL & SECURED PROPERTY TAXES       | 169,029.00               | 57,217.32               | 66,456.92              | 102,572.08                     | 60.7%                 |
| 600-10-41050-10                                       | UNSECURED PERS PROPERTY TAXES       | 13,736.00                | 4,547.27                | 6,245.63               | 7,490.37                       | 54.5%                 |
| 600-10-41200-10                                       | SRP CONTRIBUTIONS                   | 5,082.00                 | -                       | -                      | 5,082.00                       | 100.0%                |
| 600-10-45700-10                                       | INVESTMENT EARNINGS                 | 1,500.00                 | 88.99                   | 508.48                 | 991.52                         | 66.1%                 |
| <b>Revenue Total:</b>                                 |                                     | <b>\$ 189,347.00</b>     | <b>\$ 61,853.58</b>     | <b>\$ 73,211.03</b>    | <b>\$ 116,135.97</b>           | <b>61.3%</b>          |
| <b>Expense</b>  |                                     |                          |                         |                        |                                |                       |
| 600-10-63150-10                                       | FINANCIAL RESERVE                   | 92,022.23                | 0.07                    | 0.07                   | 92,022.16                      | 100.0%                |
| 600-60-70550-10                                       | DEBT SERVICE EXPENDITURE - INTEREST | 139,122.80               | -                       | -                      | 139,122.80                     | 100.0%                |
| <b>Expense Total:</b>                                 |                                     | <b>\$ 231,145.03</b>     | <b>\$ 0.07</b>          | <b>\$ 0.07</b>         | <b>\$ 231,144.96</b>           | <b>100.0%</b>         |
| <b>Net Financial Sources (Uses):</b>                  |                                     | <b>\$ (41,798.03)</b>    | <b>\$ 61,853.51</b>     | <b>\$ 73,210.96</b>    | <b>\$ (115,008.99)</b>         |                       |
| <b>Beginning Restricted Fund Balance July 1, 2019</b> |                                     | <b>\$41,798.03</b>       |                         |                        |                                |                       |

# Superstition Fire & Medical District Monthly Pinal County Treasurer's Bank Account Reconciliation

## 100 General Fund

### Reconciliation References:

|    |   |
|----|---|
| BB | Previous month's bank ending balance / current month's bank beginning balance |
| A  | Interest Income   |
| B  | Current month's Pinal County real property tax receipts                       |
| C  | Current month's Pinal County personal property tax receipts                   |
| D  | Current month's FDAT receipts   |
| E  | Current month's Maricopa County tax receipts                                  |
| F  | Current month's deposits  |
| G  | Current month's revenue transfer  |
| H  | Current month's Accounts Payable disbursements                                |
| I  | Current month's Payroll disbursements   |
| J  | Payroll wire service fees   |
| K  | Current month's refunded interest   |
| L  | Current month's bank ending balance   |
| M  | LOC Advances  |
| N  | LOC Interest  |
| O  | LOC Payments  |
| P  | Accounts Payable checks outstanding at month-end                              |
| Q  | Payroll checks outstanding at month-end                                       |
| R  | Current month's deposit's in transit  |
| S  | Payroll clearing account balance at month-end                                 |
| T  | Cash Balance per G/L Balance Sheet  |
| U  | Chase MasterCard credit card payment -- warrant #1102029303 (paid 10/23/19)   |





**Superstition Fire & Medical District  
General (Fund 100) Cash Reconciliation  
Fiscal Year 2019 - 2020  
10/31/2019**



|                               | Deposits<br>(Cash Receipts) | Cash<br>Disbursements | Refunded<br>Taxes | Book<br>Balance |
|-------------------------------|-----------------------------|-----------------------|-------------------|-----------------|
| Book Balance as of: 10/1/2019 |                             |                       |                   | (6,031,849.61)  |

BB

Activity During the Month

Journal Entries:

Interest Income (Expense):

1,834.17

1,834.17

A

Cash Receipts

2013 Real Estate Taxes

2014 Real Estate Taxes

2015 Real Estate Taxes

2016 Real Estate Taxes

2017 Real Estate Taxes

2018 Real Estate Taxes

12,443.54

(122.80)

12,320.74

2019 Real Estate Taxes

4,640,620.55

(4,314.79)

4,636,305.76

2009 Pers. Prop. Taxes

0.00

2010 Pers. Prop. Taxes

0.00

2011 Pers. Prop. Taxes

0.00

2012 Pers. Prop. Taxes

186.66

186.66

2013 Pers. Prop. Taxes

213.17

213.17

2014 Pers. Prop. Taxes

215.35

215.35

2015 Pers. Prop. Taxes

210.56

210.56

2016 Pers. Prop. Taxes

276.07

(25.11)

250.96

2017 Pers. Prop. Taxes

467.98

(49.48)

418.50

2018 Pers. Prop. Taxes

3,773.76

(100.63)

3,673.13

2019 Pers. Prop. Taxes

363,933.87

(698.65)

363,235.22

SRP Contributions

FDAT

149,651.35

149,651.35

Maricopa County Taxes

1,005.02

1,005.02

Deposits

124,360.53

124,360.53

Revenue Transfer

13,870.64

13,870.64

Cash Disbursements

A) Accounts Payable Activity

(376,463.54)

(376,463.54)

B) Payroll Activity

(911,299.27)

(911,299.27)

C) Payroll Wire Fees

(75.00)

(75.00)

D) Stop Payment Fee

-

D) Transfer In / Out

-

D) Transfer In / Out

-

D) Transfer In / Out

-

E) Refund Interest

(7.85)

(7.85)

\$5,313,063.22

(1,287,845.66)

(2,011,943.51)

Pinal County Bank Balance

Ending Bank Balance as of: 10/31/2019

Balance from YTD Column

3,839,738.53

Less: Line of Credit Advances

(368,346.75)

Less: Line of Credit Interest

882.19

Plus: Line of Credit Payments

368,346.75

Less: Outstanding Warrants

A/P

(74,109.72)

Payroll

(382,690.93)

(456,800.65)

Plus: Deposits in book / not at bank

80.00

Less: Deposit in bank / not in book

0.00

3,383,900.07

Cash Balance in Payroll Clearing Account

361,279.20

Cash Balance in Electronic / ACH Clearing Account

0.00

Petty Cash

100.00

3,745,279.27

Prepared by:

*[Signature]* 11/4/19

Reviewed by:

*[Signature]* 11/12/19

Balance per B/S

3,745,279.27

Difference

0.00



Pinal County Treasurer

Monthly Statement

Date Range: 10/1/2019 to 10/31/2019

| Account           | Period  | YTD            |                       |              |
|-------------------|---|----------------|-----------------------|--------------|
| <b>6116421001</b> | <b>Superstition Fire &amp; Medical District</b> |                |                       |              |
| Begin Balance:    | .00   | 2,323,341.02   |                       |              |
| Income:           | 5,333,419.00                                    | 7,047,416.50   |                       |              |
| LOC Advance:      | 25,667.24                                       | 368,346.75     |                       |              |
| Expense:          | (1,493,680.47)                                  | (5,531,018.99) | LOC:                  | .00          |
| LOC Payments:     | (73,838.70)                                     | (368,346.75)   | Warrants Outstanding: | (456,800.65) |
| Cash Balance:     | <b>(L)</b> 3,839,738.53                         | 3,839,738.53   | End:                  | 3,382,937.88 |

Monthly Statement Summary

| Source Code       | Description                                     | MTDAmount                 | YTDAmount           |                     |
|-------------------|---|---------------------------|---------------------|---------------------|
| <b>6116421001</b> | <b>Superstition Fire &amp; Medical District</b> | <b>Beginning Balance:</b> | <b>.00</b>          | <b>2,323,341.02</b> |
| 11100.2015        | 2015 Real Estate Taxes                          | .00                       | 2.54                |                     |
| 11100.2016        | 2016 Real Estate Taxes                          | .00                       | 2.43                |                     |
| 11100.2017        | 2017 Real Estate Taxes                          | .00                       | 2.43                |                     |
| 11100.2018        | 2018 Real Estate Taxes                          | 12,320.74                 | 74,761.90           |                     |
| 11100.2019        | 2019 Real Estate Taxes                          | 4,636,305.76              | 5,351,700.10        |                     |
| 12100.2010        | 2010 Personal Property Taxes                    | .00                       | 36.45               |                     |
| 12100.2011        | 2011 Personal Property Taxes                    | .00                       | 40.31               |                     |
| 12100.2012        | 2012 Personal Property Taxes                    | 186.66                    | 228.66              |                     |
| 12100.2013        | 2013 Personal Property Taxes                    | 213.17                    | 335.11              |                     |
| 12100.2014        | 2014 Personal Property Taxes                    | 215.35                    | 584.70              |                     |
| 12100.2015        | 2015 Personal Property Taxes                    | 210.56                    | 560.10              |                     |
| 12100.2016        | 2016 Personal Property Taxes                    | 250.96                    | 1,162.53            |                     |
| 12100.2017        | 2017 Personal Property Taxes                    | 418.50                    | 2,785.23            |                     |
| 12100.2018        | 2018 Personal Property Taxes                    | 3,673.13                  | 11,542.39           |                     |
| 12100.2019        | 2019 Personal Property Taxes                    | 363,235.22                | 487,217.22          |                     |
| 15130.0           | Contributions Fire Assistance                   | 149,651.35                | 327,096.89          |                     |
| 15150.0           | Maricopa County Tax Collection                  | 1,005.02                  | 1,519.81            |                     |
| 21100.40          | Wells Fargo Bank Investment Interest            | .00                       | 48.26               |                     |
| 21100.41          | Wells Fargo Repo Investment Interest            | .00                       | 2,070.39            |                     |
| 21100.43          | Wells Fargo Trust Investment Interest           | .00                       | 109.11              |                     |
| 21100.46          | Wells Fargo Investment Investment Interest      | 658.81                    | 1,843.68            |                     |
| 21100.55          | Multi-Bank Securities Investment Interest       | 158.19                    | 1,587.29            |                     |
| 21100.70          | Vining Sparks Investment Interest               | 740.96                    | 5,949.44            |                     |
| 21100.80          | Stifel Nicolaus & Company Investment Interest   | 276.21                    | 1,766.02            |                     |
| 73160.0           | Deposits  | 124,360.53                | 392,868.94          |                     |
| 73750.0           | Revenue Transfer                                | 13,870.64                 | 13,247.82           |                     |
| 76100.0           | Line of Credit Advance                          | 25,667.24                 | 368,346.75          |                     |
| 90400.0           | Refund Interest                                 | (7.85)                    | (7.85)              |                     |
| 90930.0           | Warrants Redeemed                               | (376,463.54)              | (2,063,443.07)      |                     |
| 91010.0           | Line of Credit Payments                         | (73,838.70)               | (368,346.75)        |                     |
| 91020.0           | Line of Credit Interest Payment                 | (55.47)                   | (882.19)            |                     |
| 91220.0           | Disbursed by County Treasurer                   | (1,043,239.91)            | (3,098,114.13)      |                     |
| 91280.0           | Outgoing Wire Fee                               | (60.00)                   | (180.00)            |                     |
| 91290.0           | Outgoing Wire Surcharge                         | (15.00)                   | (45.00)             |                     |
|                   | <b>Ending Balance:</b>                          | <b>3,839,738.53</b>       | <b>3,839,738.53</b> |                     |

Monthly Statement Detail

| Date              | Notes   | Doc # | Amount                    | C/D        |
|-------------------|---|-------|---------------------------|------------|
| <b>6116421001</b> | <b>Superstition Fire &amp; Medical District</b> |       | <b>Beginning Balance:</b> | <b>.00</b> |



Pinal County Treasurer

Monthly Statement

Date Range: 10/1/2019 to 10/31/2019

| 11100.2018 2018 Real Estate Taxes |                  |   | Source Code Total: 12,320.74    |   |
|-----------------------------------|------------------|---|---------------------------------|---|
| 10/01                             | Tax Distribution | 0 | 21.94                           | C |
| 10/02                             | Tax Distribution | 0 | 2.02                            | C |
| 10/02                             | Tax Distribution | 0 | 297.51                          | C |
| 10/02                             | Tax Distribution | 0 | 107.26                          | C |
| 10/03                             | Tax Distribution | 0 | 331.82                          | C |
| 10/03                             | Tax Distribution | 0 | 314.31                          | C |
| 10/04                             | Tax Distribution | 0 | 278.50                          | C |
| 10/04                             | Tax Distribution | 0 | 4.33                            | C |
| 10/07                             | Tax Distribution | 0 | 23.79                           | C |
| 10/07                             | Tax Distribution | 0 | 680.27                          | C |
| 10/08                             | Tax Distribution | 0 | 865.14                          | C |
| 10/09                             | Tax Distribution | 0 | 91.19                           | C |
| 10/09                             | Tax Distribution | 0 | 631.50                          | C |
| 10/10                             | Tax Distribution | 0 | 1,105.94                        | C |
| 10/10                             | Tax Distribution | 0 | 51.95                           | C |
| 10/10                             | Tax Distribution | 0 | 57.02                           | C |
| 10/10                             | Tax Distribution | 0 | 160.57                          | C |
| 10/11                             | Tax Distribution | 0 | 44.05                           | C |
| 10/11                             | Tax Distribution | 0 | 52.78                           | C |
| 10/11                             | Tax Distribution | 0 | 25.01                           | C |
| 10/14                             | Tax Distribution | 0 | 108.75                          | C |
| 10/14                             | Tax Distribution | 0 | 152.61                          | C |
| 10/15                             | Tax Distribution | 0 | 130.61                          | C |
| 10/15                             | Tax Distribution | 0 | 132.89                          | C |
| 10/16                             | Tax Distribution | 0 | 55.35                           | C |
| 10/16                             | Tax Distribution | 0 | 307.86                          | C |
| 10/16                             | Tax Distribution | 0 | 343.54                          | C |
| 10/17                             | Tax Distribution | 0 | (122.80)                        | C |
| 10/17                             | Tax Distribution | 0 | 281.24                          | C |
| 10/17                             | Tax Distribution | 0 | 106.31                          | C |
| 10/21                             | Tax Distribution | 0 | 53.50                           | C |
| 10/23                             | Tax Distribution | 0 | 550.25                          | C |
| 10/23                             | Tax Distribution | 0 | 312.26                          | C |
| 10/23                             | Tax Distribution | 0 | 134.38                          | C |
| 10/24                             | Tax Distribution | 0 | 173.20                          | C |
| 10/24                             | Tax Distribution | 0 | 243.90                          | C |
| 10/24                             | Tax Distribution | 0 | 224.45                          | C |
| 10/25                             | Tax Distribution | 0 | 324.15                          | C |
| 10/25                             | Tax Distribution | 0 | 527.21                          | C |
| 10/25                             | Tax Distribution | 0 | 199.79                          | C |
| 10/28                             | Tax Distribution | 0 | 32.63                           | C |
| 10/28                             | Tax Distribution | 0 | 101.82                          | C |
| 10/29                             | Tax Distribution | 0 | 424.02                          | C |
| 10/29                             | Tax Distribution | 0 | 37.73                           | C |
| 10/29                             | Tax Distribution | 0 | 23.40                           | C |
| 10/30                             | Tax Distribution | 0 | 604.26                          | C |
| 10/30                             | Tax Distribution | 0 | 1.86                            | C |
| 10/30                             | Tax Distribution | 0 | 486.45                          | C |
| 10/30                             | Tax Distribution | 0 | 50.55                           | C |
| 10/31                             | Tax Distribution | 0 | 580.01                          | C |
| 10/31                             | Tax Distribution | 0 | 476.34                          | C |
| 10/31                             | Tax Distribution | 0 | 115.32                          | C |
| 11100.2019 2019 Real Estate Taxes |                  |   | Source Code Total: 4,636,305.76 |   |
| 10/01                             | Tax Distribution | 0 | 69,301.57                       | C |
| 10/01                             | Tax Distribution | 0 | 398.79                          | C |
| 10/01                             | Tax Distribution | 0 | 40,711.22                       | C |

*Handwritten notes:*  
 12280  
 12,443.54



Pinal County Treasurer

Monthly Statement

Date Range: 10/1/2019 to 10/31/2019

|       |                  |   |            |   |
|-------|------------------|---|------------|---|
| 10/01 | Tax Distribution | 0 | 7,012.35   | C |
| 10/02 | Tax Distribution | 0 | 104,779.73 | C |
| 10/02 | Tax Distribution | 0 | 310.47     | C |
| 10/02 | Tax Distribution | 0 | 15,036.64  | C |
| 10/02 | Tax Distribution | 0 | 20,727.82  | C |
| 10/02 | Tax Distribution | 0 | 21,596.24  | C |
| 10/02 | Tax Distribution | 0 | 1,676.11   | C |
| 10/03 | Tax Distribution | 0 | 73,830.88  | C |
| 10/03 | Tax Distribution | 0 | 13,838.34  | C |
| 10/03 | Tax Distribution | 0 | 6,951.84   | C |
| 10/03 | Tax Distribution | 0 | 17,277.07  | C |
| 10/03 | Tax Distribution | 0 | 3,181.40   | C |
| 10/04 | Tax Distribution | 0 | 93,110.00  | C |
| 10/04 | Tax Distribution | 0 | (660.18)   | C |
| 10/04 | Tax Distribution | 0 | 21,246.53  | C |
| 10/04 | Tax Distribution | 0 | 11,806.96  | C |
| 10/04 | Tax Distribution | 0 | 2,804.88   | C |
| 10/07 | Tax Distribution | 0 | 46,432.06  | C |
| 10/07 | Tax Distribution | 0 | 6,462.58   | C |
| 10/07 | Tax Distribution | 0 | 1,526.49   | C |
| 10/07 | Tax Distribution | 0 | 18,045.34  | C |
| 10/07 | Tax Distribution | 0 | 15,670.78  | C |
| 10/07 | Tax Distribution | 0 | 2,326.58   | C |
| 10/08 | Tax Distribution | 0 | 99,988.87  | C |
| 10/08 | Tax Distribution | 0 | (87.94)    | C |
| 10/08 | Tax Distribution | 0 | 5,955.67   | C |
| 10/08 | Tax Distribution | 0 | 14,644.25  | C |
| 10/08 | Tax Distribution | 0 | 10,580.48  | C |
| 10/08 | Tax Distribution | 0 | 5,531.92   | C |
| 10/09 | Tax Distribution | 0 | 74,974.61  | C |
| 10/09 | Tax Distribution | 0 | 27,598.46  | C |
| 10/09 | Tax Distribution | 0 | 16,743.47  | C |
| 10/09 | Tax Distribution | 0 | 13,740.90  | C |
| 10/09 | Tax Distribution | 0 | 1,678.14   | C |
| 10/10 | Tax Distribution | 0 | 84,237.77  | C |
| 10/10 | Tax Distribution | 0 | 9,164.38   | C |
| 10/10 | Tax Distribution | 0 | 355.09     | C |
| 10/10 | Tax Distribution | 0 | 5,123.46   | C |
| 10/10 | Tax Distribution | 0 | 4,155.49   | C |
| 10/10 | Tax Distribution | 0 | 6,328.45   | C |
| 10/11 | Tax Distribution | 0 | 125,235.17 | C |
| 10/11 | Tax Distribution | 0 | (355.63)   | C |
| 10/11 | Tax Distribution | 0 | 11,912.11  | C |
| 10/11 | Tax Distribution | 0 | 1,805.60   | C |
| 10/11 | Tax Distribution | 0 | 12,540.69  | C |
| 10/14 | Tax Distribution | 0 | 84,306.80  | C |
| 10/14 | Tax Distribution | 0 | 1,582.55   | C |
| 10/14 | Tax Distribution | 0 | 11,730.00  | C |
| 10/14 | Tax Distribution | 0 | 8,056.31   | C |
| 10/14 | Tax Distribution | 0 | 2,419.08   | C |
| 10/15 | Tax Distribution | 0 | 80,082.25  | C |
| 10/15 | Tax Distribution | 0 | 4,509.19   | C |
| 10/15 | Tax Distribution | 0 | 18,491.12  | C |
| 10/15 | Tax Distribution | 0 | 7,883.44   | C |
| 10/15 | Tax Distribution | 0 | 4,976.53   | C |
| 10/16 | Tax Distribution | 0 | 90,126.72  | C |
| 10/16 | Tax Distribution | 0 | (766.03)   | C |

\$4314.19

+660<sup>18</sup>  
 8794  
 355<sup>63</sup>  
 766<sup>03</sup>  
 1261<sup>86</sup>  
 660<sup>18</sup>  
 85<sup>26</sup>  
 221<sup>43</sup>  
 216<sup>08</sup>  
 4,640,620<sup>55</sup>



Pinal County Treasurer

Monthly Statement

Date Range: 10/1/2019 to 10/31/2019

|       |                  |   |            |   |
|-------|------------------|---|------------|---|
| 10/16 | Tax Distribution | 0 | 5,151.58   | C |
| 10/16 | Tax Distribution | 0 | 490.06     | C |
| 10/16 | Tax Distribution | 0 | 20,653.19  | C |
| 10/16 | Tax Distribution | 0 | 19,809.60  | C |
| 10/16 | Tax Distribution | 0 | 16,856.22  | C |
| 10/16 | Tax Distribution | 0 | 3,661.52   | C |
| 10/17 | Tax Distribution | 0 | 25,277.32  | C |
| 10/17 | Tax Distribution | 0 | 10,241.77  | C |
| 10/17 | Tax Distribution | 0 | 5,157.67   | C |
| 10/17 | Tax Distribution | 0 | 13,998.75  | C |
| 10/17 | Tax Distribution | 0 | 3,793.31   | C |
| 10/18 | Tax Distribution | 0 | 5,514.06   | C |
| 10/18 | Tax Distribution | 0 | 7,350.53   | C |
| 10/18 | Tax Distribution | 0 | 1,732.54   | C |
| 10/21 | Tax Distribution | 0 | 112,279.11 | C |
| 10/21 | Tax Distribution | 0 | (1,261.86) | C |
| 10/21 | Tax Distribution | 0 | 28,709.99  | C |
| 10/21 | Tax Distribution | 0 | 2,602.83   | C |
| 10/21 | Tax Distribution | 0 | 12,840.32  | C |
| 10/21 | Tax Distribution | 0 | 12,290.53  | C |
| 10/21 | Tax Distribution | 0 | 12,283.08  | C |
| 10/21 | Tax Distribution | 0 | 5,315.17   | C |
| 10/22 | Tax Distribution | 0 | 75,345.73  | C |
| 10/22 | Tax Distribution | 0 | 10,462.37  | C |
| 10/22 | Tax Distribution | 0 | 12,655.20  | C |
| 10/22 | Tax Distribution | 0 | 7,344.62   | C |
| 10/23 | Tax Distribution | 0 | 42,572.51  | C |
| 10/23 | Tax Distribution | 0 | 7,248.28   | C |
| 10/23 | Tax Distribution | 0 | 7,160.23   | C |
| 10/23 | Tax Distribution | 0 | 13,060.69  | C |
| 10/23 | Tax Distribution | 0 | 12,706.82  | C |
| 10/23 | Tax Distribution | 0 | 881.03     | C |
| 10/23 | Tax Distribution | 0 | 9,220.56   | C |
| 10/23 | Tax Distribution | 0 | 5,065.57   | C |
| 10/24 | Tax Distribution | 0 | 28,755.71  | C |
| 10/24 | Tax Distribution | 0 | 16,357.60  | C |
| 10/24 | Tax Distribution | 0 | 38,171.11  | C |
| 10/24 | Tax Distribution | 0 | 21,409.27  | C |
| 10/25 | Tax Distribution | 0 | (660.18)   | C |
| 10/25 | Tax Distribution | 0 | 146,788.86 | C |
| 10/25 | Tax Distribution | 0 | 7,582.51   | C |
| 10/25 | Tax Distribution | 0 | 12,107.12  | C |
| 10/25 | Tax Distribution | 0 | 72,847.69  | C |
| 10/25 | Tax Distribution | 0 | 16,142.17  | C |
| 10/28 | Tax Distribution | 0 | 33,323.04  | C |
| 10/28 | Tax Distribution | 0 | 20,650.46  | C |
| 10/28 | Tax Distribution | 0 | 107,113.86 | C |
| 10/28 | Tax Distribution | 0 | 13,471.10  | C |
| 10/28 | Tax Distribution | 0 | 18,238.59  | C |
| 10/28 | Tax Distribution | 0 | 2,910.59   | C |
| 10/29 | Tax Distribution | 0 | 59,676.59  | C |
| 10/29 | Tax Distribution | 0 | (85.26)    | C |
| 10/29 | Tax Distribution | 0 | 22,779.40  | C |
| 10/29 | Tax Distribution | 0 | 19,891.40  | C |
| 10/29 | Tax Distribution | 0 | 6,323.69   | C |
| 10/29 | Tax Distribution | 0 | 23,857.07  | C |
| 10/29 | Tax Distribution | 0 | 1,452.60   | C |





Pinal County Treasurer

Monthly Statement

Date Range: 10/1/2019 to 10/31/2019

|   |                  |   |                    |        |
|---|------------------|---|--------------------|--------|
| 10/30                                   | Tax Distribution | 0 | (221.43)           | C      |
| 10/30                                   | Tax Distribution | 0 | 104,192.81         | C      |
| 10/30                                   | Tax Distribution | 0 | 8,042.80           | C      |
| 10/30                                   | Tax Distribution | 0 | 15,471.80          | C      |
| 10/30                                   | Tax Distribution | 0 | 31,595.49          | C      |
| 10/30                                   | Tax Distribution | 0 | 9,339.27           | C      |
| 10/30                                   | Tax Distribution | 0 | 143.61             | C      |
| 10/31                                   | Tax Distribution | 0 | (216.28)           | C      |
| 10/31                                   | Tax Distribution | 0 | 1,673,733.46       | C      |
| 10/31                                   | Tax Distribution | 0 | 13,477.77          | C      |
| 10/31                                   | Tax Distribution | 0 | 21,209.21          | C      |
| 10/31                                   | Tax Distribution | 0 | 81,035.51          | C      |
| 10/31                                   | Tax Distribution | 0 | 273.99             | C      |
| 12100.2012 2012 Personal Property Taxes |                  |   | Source Code Total: | 186.66 |
| 10/07                                   | Tax Distribution | 0 | 10.22              | C      |
| 10/09                                   | Tax Distribution | 0 | 49.14              | C      |
| 10/16                                   | Tax Distribution | 0 | 127.30             | C      |
| 12100.2013 2013 Personal Property Taxes |                  |   | Source Code Total: | 213.17 |
| 10/07                                   | Tax Distribution | 0 | 11.85              | C      |
| 10/09                                   | Tax Distribution | 0 | 56.93              | C      |
| 10/16                                   | Tax Distribution | 0 | 135.35             | C      |
| 10/24                                   | Tax Distribution | 0 | 9.04               | C      |
| 12100.2014 2014 Personal Property Taxes |                  |   | Source Code Total: | 215.35 |
| 10/07                                   | Tax Distribution | 0 | 12.78              | C      |
| 10/07                                   | Tax Distribution | 0 | 2.35               | C      |
| 10/16                                   | Tax Distribution | 0 | 127.38             | C      |
| 10/21                                   | Tax Distribution | 0 | 11.98              | C      |
| 10/23                                   | Tax Distribution | 0 | 60.86              | C      |
| 12100.2015 2015 Personal Property Taxes |                  |   | Source Code Total: | 210.56 |
| 10/07                                   | Tax Distribution | 0 | 12.78              | C      |
| 10/10                                   | Tax Distribution | 0 | 20.39              | C      |
| 10/14                                   | Tax Distribution | 0 | 49.64              | C      |
| 10/18                                   | Tax Distribution | 0 | 7.62               | C      |
| 10/23                                   | Tax Distribution | 0 | 120.13             | C      |
| 12100.2016 2016 Personal Property Taxes |                  |   | Source Code Total: | 250.96 |
| 10/02                                   | Tax Distribution | 0 | 26.58              | C      |
| 10/02                                   | Tax Distribution | 0 | 10.34              | C      |
| 10/07                                   | Tax Distribution | 0 | 13.04              | C      |
| 10/08                                   | Tax Distribution | 0 | 7.16               | C      |
| 10/08                                   | Tax Distribution | 0 | 1.80               | C      |
| 10/10                                   | Tax Distribution | 0 | 20.74              | C      |
| 10/14                                   | Tax Distribution | 0 | 44.55              | C      |
| 10/16                                   | Tax Distribution | 0 | (25.11)            | C      |
| 10/22                                   | Tax Distribution | 0 | 7.71               | C      |
| 10/23                                   | Tax Distribution | 0 | 122.39             | C      |
| 10/23                                   | Tax Distribution | 0 | 15.85              | C      |
| 10/25                                   | Tax Distribution | 0 | 5.91               | C      |
| 12100.2017 2017 Personal Property Taxes |                  |   | Source Code Total: | 418.50 |
| 10/01                                   | Tax Distribution | 0 | 13.43              | C      |
| 10/02                                   | Tax Distribution | 0 | 26.58              | C      |
| 10/02                                   | Tax Distribution | 0 | 11.05              | C      |
| 10/07                                   | Tax Distribution | 0 | 13.04              | C      |
| 10/08                                   | Tax Distribution | 0 | 3.21               | C      |
| 10/08                                   | Tax Distribution | 0 | 6.05               | C      |
| 10/09                                   | Tax Distribution | 0 | 38.44              | C      |
| 10/10                                   | Tax Distribution | 0 | 20.74              | C      |
| 10/11                                   | Tax Distribution | 0 | 4.46               | C      |

+25"  
276.07

+4948  
467.98



Pinal County Treasurer

Monthly Statement

Date Range: 10/1/2019 to 10/31/2019

|   |                  |   |                               |   |
|---|------------------|---|-------------------------------|---|
| 10/14                                   | Tax Distribution | 0 | 3.52                          | C |
| 10/15                                   | Tax Distribution | 0 | 16.62                         | C |
| 10/16                                   | Tax Distribution | 0 | (49.48)                       | C |
| 10/17                                   | Tax Distribution | 0 | 45.86                         | C |
| 10/21                                   | Tax Distribution | 0 | 80.34                         | C |
| 10/22                                   | Tax Distribution | 0 | 18.53                         | C |
| 10/23                                   | Tax Distribution | 0 | 122.40                        | C |
| 10/30                                   | Tax Distribution | 0 | 34.34                         | C |
| 10/31                                   | Tax Distribution | 0 | 9.37                          | C |
| 12100.2018 2018 Personal Property Taxes |                  |   | Source Code Total: 3,673.13   |   |
| 10/01                                   | Tax Distribution | 0 | 53.19                         | C |
| 10/02                                   | Tax Distribution | 0 | 15.02                         | C |
| 10/02                                   | Tax Distribution | 0 | 26.49                         | C |
| 10/02                                   | Tax Distribution | 0 | 44.21                         | C |
| 10/02                                   | Tax Distribution | 0 | 277.42                        | C |
| 10/03                                   | Tax Distribution | 0 | 69.75                         | C |
| 10/03                                   | Tax Distribution | 0 | 118.39                        | C |
| 10/03                                   | Tax Distribution | 0 | 1.21                          | C |
| 10/04                                   | Tax Distribution | 0 | (100.63)                      | C |
| 10/04                                   | Tax Distribution | 0 | 20.24                         | C |
| 10/07                                   | Tax Distribution | 0 | 12.42                         | C |
| 10/07                                   | Tax Distribution | 0 | 47.33                         | C |
| 10/08                                   | Tax Distribution | 0 | 17.62                         | C |
| 10/09                                   | Tax Distribution | 0 | 199.87                        | C |
| 10/09                                   | Tax Distribution | 0 | 58.05                         | C |
| 10/10                                   | Tax Distribution | 0 | 190.46                        | C |
| 10/10                                   | Tax Distribution | 0 | 62.67                         | C |
| 10/10                                   | Tax Distribution | 0 | 130.98                        | C |
| 10/11                                   | Tax Distribution | 0 | 21.67                         | C |
| 10/14                                   | Tax Distribution | 0 | 665.35                        | C |
| 10/15                                   | Tax Distribution | 0 | 36.04                         | C |
| 10/15                                   | Tax Distribution | 0 | 56.49                         | C |
| 10/15                                   | Tax Distribution | 0 | 145.16                        | C |
| 10/16                                   | Tax Distribution | 0 | 29.10                         | C |
| 10/16                                   | Tax Distribution | 0 | 10.59                         | C |
| 10/16                                   | Tax Distribution | 0 | 28.95                         | C |
| 10/16                                   | Tax Distribution | 0 | 68.01                         | C |
| 10/17                                   | Tax Distribution | 0 | 272.75                        | C |
| 10/17                                   | Tax Distribution | 0 | 8.26                          | C |
| 10/18                                   | Tax Distribution | 0 | .26                           | C |
| 10/18                                   | Tax Distribution | 0 | 5.71                          | C |
| 10/21                                   | Tax Distribution | 0 | 13.00                         | C |
| 10/21                                   | Tax Distribution | 0 | 19.42                         | C |
| 10/21                                   | Tax Distribution | 0 | 12.49                         | C |
| 10/22                                   | Tax Distribution | 0 | 18.54                         | C |
| 10/22                                   | Tax Distribution | 0 | 1.30                          | C |
| 10/23                                   | Tax Distribution | 0 | 248.30                        | C |
| 10/24                                   | Tax Distribution | 0 | 13.59                         | C |
| 10/28                                   | Tax Distribution | 0 | 45.73                         | C |
| 10/29                                   | Tax Distribution | 0 | 10.46                         | C |
| 10/29                                   | Tax Distribution | 0 | 347.09                        | C |
| 10/30                                   | Tax Distribution | 0 | 14.43                         | C |
| 10/30                                   | Tax Distribution | 0 | 17.26                         | C |
| 10/30                                   | Tax Distribution | 0 | 154.63                        | C |
| 10/31                                   | Tax Distribution | 0 | 117.47                        | C |
| 10/31                                   | Tax Distribution | 0 | 46.39                         | C |
| 12100.2019 2019 Personal Property Taxes |                  |   | Source Code Total: 363,235.22 |   |

+10063  
3773<sup>76</sup>



Pinal County Treasurer

Monthly Statement

Date Range: 10/1/2019 to 10/31/2019

|       |                  |   |           |   |
|-------|------------------|---|-----------|---|
| 10/01 | Tax Distribution | 0 | 16,620.24 | C |
| 10/01 | Tax Distribution | 0 | (14.63)   | C |
| 10/01 | Tax Distribution | 0 | 77.20     | C |
| 10/01 | Tax Distribution | 0 | 2,709.67  | C |
| 10/01 | Tax Distribution | 0 | 1,276.53  | C |
| 10/02 | Tax Distribution | 0 | 19,039.52 | C |
| 10/02 | Tax Distribution | 0 | (265.67)  | C |
| 10/02 | Tax Distribution | 0 | 500.31    | C |
| 10/02 | Tax Distribution | 0 | 1,343.11  | C |
| 10/02 | Tax Distribution | 0 | 1,566.63  | C |
| 10/02 | Tax Distribution | 0 | 3,040.48  | C |
| 10/02 | Tax Distribution | 0 | 365.25    | C |
| 10/03 | Tax Distribution | 0 | 10,644.84 | C |
| 10/03 | Tax Distribution | 0 | 2,661.64  | C |
| 10/03 | Tax Distribution | 0 | 824.73    | C |
| 10/03 | Tax Distribution | 0 | 1,932.97  | C |
| 10/03 | Tax Distribution | 0 | 209.17    | C |
| 10/04 | Tax Distribution | 0 | 20,317.11 | C |
| 10/04 | Tax Distribution | 0 | 1,532.32  | C |
| 10/04 | Tax Distribution | 0 | 775.75    | C |
| 10/07 | Tax Distribution | 0 | 13,830.91 | C |
| 10/07 | Tax Distribution | 0 | 563.55    | C |
| 10/07 | Tax Distribution | 0 | 3,249.52  | C |
| 10/07 | Tax Distribution | 0 | 2,815.00  | C |
| 10/07 | Tax Distribution | 0 | 129.01    | C |
| 10/08 | Tax Distribution | 0 | 19,742.37 | C |
| 10/08 | Tax Distribution | 0 | (28.37)   | C |
| 10/08 | Tax Distribution | 0 | 449.24    | C |
| 10/08 | Tax Distribution | 0 | 1,419.14  | C |
| 10/08 | Tax Distribution | 0 | 1,361.82  | C |
| 10/08 | Tax Distribution | 0 | 201.52    | C |
| 10/09 | Tax Distribution | 0 | 10,789.57 | C |
| 10/09 | Tax Distribution | 0 | 145.56    | C |
| 10/09 | Tax Distribution | 0 | 3,227.40  | C |
| 10/09 | Tax Distribution | 0 | 2,881.96  | C |
| 10/09 | Tax Distribution | 0 | 6,473.52  | C |
| 10/09 | Tax Distribution | 0 | 332.06    | C |
| 10/10 | Tax Distribution | 0 | 11,471.89 | C |
| 10/10 | Tax Distribution | 0 | 1,058.64  | C |
| 10/10 | Tax Distribution | 0 | 9,002.68  | C |
| 10/10 | Tax Distribution | 0 | 500.18    | C |
| 10/10 | Tax Distribution | 0 | 451.37    | C |
| 10/10 | Tax Distribution | 0 | 557.20    | C |
| 10/11 | Tax Distribution | 0 | 16,326.59 | C |
| 10/11 | Tax Distribution | 0 | 774.42    | C |
| 10/11 | Tax Distribution | 0 | 500.91    | C |
| 10/11 | Tax Distribution | 0 | 722.91    | C |
| 10/14 | Tax Distribution | 0 | 8,515.36  | C |
| 10/14 | Tax Distribution | 0 | 3,692.10  | C |
| 10/14 | Tax Distribution | 0 | 418.39    | C |
| 10/14 | Tax Distribution | 0 | 330.40    | C |
| 10/15 | Tax Distribution | 0 | 8,540.28  | C |
| 10/15 | Tax Distribution | 0 | 156.95    | C |
| 10/15 | Tax Distribution | 0 | 429.75    | C |
| 10/15 | Tax Distribution | 0 | 1,558.56  | C |
| 10/15 | Tax Distribution | 0 | 1,006.77  | C |
| 10/15 | Tax Distribution | 0 | 542.46    | C |

#1698<sup>65</sup>

+1463  
26567  
2837  
1458  
33673  
3867  

---

363,933<sup>82</sup>



Pinal County Treasurer

Monthly Statement

Date Range: 10/1/2019 to 10/31/2019

|       |                  |   |           |   |
|-------|------------------|---|-----------|---|
| 10/16 | Tax Distribution | 0 | 10,249.55 | C |
| 10/16 | Tax Distribution | 0 | (14.58)   | C |
| 10/16 | Tax Distribution | 0 | 1,819.95  | C |
| 10/16 | Tax Distribution | 0 | 2,290.70  | C |
| 10/16 | Tax Distribution | 0 | 1,849.80  | C |
| 10/16 | Tax Distribution | 0 | 576.08    | C |
| 10/17 | Tax Distribution | 0 | 9,219.58  | C |
| 10/17 | Tax Distribution | 0 | 170.52    | C |
| 10/17 | Tax Distribution | 0 | 445.93    | C |
| 10/17 | Tax Distribution | 0 | 193.78    | C |
| 10/18 | Tax Distribution | 0 | 1,609.46  | C |
| 10/18 | Tax Distribution | 0 | 1,538.30  | C |
| 10/18 | Tax Distribution | 0 | 248.08    | C |
| 10/21 | Tax Distribution | 0 | 21,684.98 | C |
| 10/21 | Tax Distribution | 0 | (336.73)  | C |
| 10/21 | Tax Distribution | 0 | 1,815.31  | C |
| 10/21 | Tax Distribution | 0 | 11.77     | C |
| 10/21 | Tax Distribution | 0 | 848.06    | C |
| 10/21 | Tax Distribution | 0 | 1,313.65  | C |
| 10/21 | Tax Distribution | 0 | 697.76    | C |
| 10/21 | Tax Distribution | 0 | 24.20     | C |
| 10/22 | Tax Distribution | 0 | 8,217.80  | C |
| 10/22 | Tax Distribution | 0 | 1,452.41  | C |
| 10/22 | Tax Distribution | 0 | 645.95    | C |
| 10/22 | Tax Distribution | 0 | 228.90    | C |
| 10/23 | Tax Distribution | 0 | 3,006.13  | C |
| 10/23 | Tax Distribution | 0 | 1,742.99  | C |
| 10/23 | Tax Distribution | 0 | 378.41    | C |
| 10/23 | Tax Distribution | 0 | 1,074.73  | C |
| 10/23 | Tax Distribution | 0 | 718.97    | C |
| 10/23 | Tax Distribution | 0 | 104.66    | C |
| 10/24 | Tax Distribution | 0 | 2,368.97  | C |
| 10/24 | Tax Distribution | 0 | 935.27    | C |
| 10/24 | Tax Distribution | 0 | 1,333.80  | C |
| 10/24 | Tax Distribution | 0 | 7,792.80  | C |
| 10/25 | Tax Distribution | 0 | 949.11    | C |
| 10/25 | Tax Distribution | 0 | 373.45    | C |
| 10/25 | Tax Distribution | 0 | 1,053.81  | C |
| 10/25 | Tax Distribution | 0 | 5,183.68  | C |
| 10/25 | Tax Distribution | 0 | 495.36    | C |
| 10/28 | Tax Distribution | 0 | 4,964.25  | C |
| 10/28 | Tax Distribution | 0 | 2,211.62  | C |
| 10/28 | Tax Distribution | 0 | 2,394.41  | C |
| 10/28 | Tax Distribution | 0 | 2,602.85  | C |
| 10/29 | Tax Distribution | 0 | 7,198.09  | C |
| 10/29 | Tax Distribution | 0 | 1,385.53  | C |
| 10/29 | Tax Distribution | 0 | 2,846.43  | C |
| 10/29 | Tax Distribution | 0 | 812.18    | C |
| 10/29 | Tax Distribution | 0 | 1,381.00  | C |
| 10/30 | Tax Distribution | 0 | (38.67)   | C |
| 10/30 | Tax Distribution | 0 | 907.89    | C |
| 10/30 | Tax Distribution | 0 | 1,721.36  | C |
| 10/30 | Tax Distribution | 0 | 5,110.53  | C |
| 10/30 | Tax Distribution | 0 | 1,822.52  | C |
| 10/30 | Tax Distribution | 0 | 154.64    | C |
| 10/31 | Tax Distribution | 0 | 38.41     | C |
| 10/31 | Tax Distribution | 0 | 1,576.94  | C |



Pinal County Treasurer

Monthly Statement

Date Range: 10/1/2019 to 10/31/2019

|  |   |   |                               |   |
|--|---|---|-------------------------------|---|
| 10/31  | Tax Distribution                                  | 0 | 1,071.02                      | C |
| 10/31  | Tax Distribution                                  | 0 | 11,241.79                     | C |
| 10/31  | Tax Distribution                                  | 0 | 220.32                        | C |
| 15130.0 Contributions Fire Assistance                  |   |   | Source Code Total: 149,651.35 |   |
| 10/01  | Fire District Assistance Tax 0.258100             | 0 | 3,191.33                      | C |
| 10/02  | Fire District Assistance Tax 0.258100             | 0 | 3,230.91                      | C |
| 10/03  | Fire District Assistance Tax 0.258100             | 0 | 3,910.92                      | C |
| 10/04  | Fire District Assistance Tax 0.258100             | 0 | 3,513.39                      | C |
| 10/07  | Fire District Assistance Tax 0.258100             | 0 | 2,545.41                      | C |
| 10/08  | Fire District Assistance Tax 0.258100             | 0 | 3,556.56                      | C |
| 10/09  | Fire District Assistance Tax 0.258100             | 0 | 3,064.28                      | C |
| 10/10  | Fire District Assistance Tax 0.258100             | 0 | 3,227.55                      | C |
| 10/11  | Fire District Assistance Tax 0.258100             | 0 | 3,674.44                      | C |
| 10/14  | Fire District Assistance Tax 0.258100             | 0 | 4,197.50                      | C |
| 10/15  | Fire District Assistance Tax 0.258100             | 0 | 4,408.90                      | C |
| 10/16  | Fire District Assistance Tax 0.258100             | 0 | 8,372.35                      | C |
| 10/17  | Fire District Assistance Tax 0.258100             | 0 | 1,368.73                      | C |
| 10/18  | Fire District Assistance Tax 0.258100             | 0 | 792.19                        | C |
| 10/21  | Fire District Assistance Tax 0.258100             | 0 | 4,429.60                      | C |
| 10/22  | Fire District Assistance Tax 0.258100             | 0 | 3,904.24                      | C |
| 10/23  | Fire District Assistance Tax 0.258100             | 0 | 2,855.45                      | C |
| 10/24  | Fire District Assistance Tax 0.258100             | 0 | 2,290.70                      | C |
| 10/25  | Fire District Assistance Tax 0.258100             | 0 | 10,727.72                     | C |
| 10/28  | Fire District Assistance Tax 0.258100             | 0 | 6,372.26                      | C |
| 10/29  | Fire District Assistance Tax 0.258100             | 0 | 5,189.96                      | C |
| 10/30  | Fire District Assistance Tax 0.258100             | 0 | 2,850.56                      | C |
| 10/31  | Fire District Assistance Tax 0.258100             | 0 | 61,976.40                     | C |
| 15150.0 Maricopa County Tax Collection                 |   |   | Source Code Total: 1,005.02   |   |
| 10/15  | Superstition Fire Proceeds from Maricopa Co Wired | 0 | 1,005.02                      | C |
| 21100.46 Wells Fargo Investment Investment Interest    |   |   | Source Code Total: 658.81     |   |
| 10/22  | Investment Interest                               | 0 | 5.26                          | C |
| 10/28  | Investment Interest                               | 0 | 147.39                        | C |
| 10/28  | Investment Interest                               | 0 | 187.45                        | C |
| 10/28  | Investment Interest                               | 0 | 133.52                        | C |
| 10/30  | Investment Interest                               | 0 | 185.19                        | C |
| 21100.55 Multi-Bank Securities Investment Interest     |   |   | Source Code Total: 158.19     |   |
| 10/09  | Investment Interest                               | 0 | 145.69                        | C |
| 10/16  | Investment Interest                               | 0 | 12.50                         | C |
| 21100.70 Vining Sparks Investment Interest             |   |   | Source Code Total: 740.96     |   |
| 10/01  | Investment Interest                               | 0 | 78.86                         | C |
| 10/11  | Investment Interest                               | 0 | 52.49                         | C |
| 10/17  | Investment Interest                               | 0 | 130.99                        | C |
| 10/22  | Investment Interest                               | 0 | 37.14                         | C |
| 10/28  | Investment Interest                               | 0 | 214.37                        | C |
| 10/30  | Investment Interest                               | 0 | 227.11                        | C |
| 21100.80 Stifel Nicolaus & Company Investment Interest |   |   | Source Code Total: 276.21     |   |
| 10/30  | Investment Interest                               | 0 | 276.21                        | C |
| 73160.0 Deposits                                       |   |   | Source Code Total: 124,360.53 |   |
| 10/09  | 100.10.43500.41 T House/inv 5516/CASH A           | 0 | 24.50                         | C |
| 10/09  | 100.10.43500.41 T House/inv 5514/CASH B           | 0 | 80.00                         | C |
| 10/09  | 100.10.43500.41 T House/inv 5517/CASH C           | 0 | 1.95                          | C |
| 10/09  | 100.10.43500.41 R Dunmire/inv 5540/CASH D         | 0 | 57.00                         | C |
| 10/09  | 100.10.42500.50 Sandwich Shoppe/inv 5521/CASH E   | 0 | 20.00                         | C |
| 10/09  | 100.10.43500.41 D Bowman/inv 5515/ck 1537         | 0 | 65.00                         | C |
| 10/09  | 100.10.42500.50 EL Insurance/inv 5518/ck 1079     | 0 | 20.00                         | C |
| 10/09  | 100.10.42500.50 Paul Insurance/inv 5522/ck 7272   | 0 | 20.00                         | C |
| 10/09  | 100.10.42500.50 Desert Dazzle/inv 5523/ck 2196    | 0 | 20.00                         | C |





Pinal County Treasurer

Monthly Statement

Date Range: 10/1/2019 to 10/31/2019

|   |  |        |                                 |   |
|---|--|--------|---------------------------------|---|
| 10/09                                   | 100.10.53965.10 D Montgomery/inv 5472/ck 7693      | 0      | 545.84                          | C |
| 10/09                                   | 100.10.53965.10                                    | 0      | 276.10                          | C |
| 10/09                                   | 100.10.43300.50 CITOAJ/404,208,26,40,55,56/151975  | 0      | 1,361.76                        | C |
| 10/09                                   | WIRED MONEY TO GENERAL FUND                        | 0      | 200.00                          | C |
| 10/16                                   | 100.10.45900.10 Mtn View Lutheran/inv 5532/5473    | 0      | 30.00                           | C |
| 10/16                                   | 100.10.42700.50 Foothill Care Center/inv 5525/6706 | 0      | 200.00                          | C |
| 10/16                                   | 100.10.42200.41 Antenna Sites/inv 5548/ck 20133    | 0      | 748.46                          | C |
| 10/16                                   | 100.10.43200.20 Town of Sup/inv 5541,5542/40460    | 0      | 4,337.41                        | C |
| 10/16                                   | 100.10.43200.20 Flo Fire/inv 5508,5509/ck 114820   | 0      | 395.44                          | C |
| 10/16                                   | 100.10.43100.40 ARISLD/5547,5507,5546/219414425    | 0      | 114,635.45                      | C |
| 10/17                                   | WIRED MONEY TO GENERAL FUND                        | 0      | 400.00                          | C |
| 10/30                                   | 100.10.42600.15 Law Office S Moeller/inv 5564/6146 | 0      | 20.00                           | C |
| 10/30                                   | 100.10.42500.50 MeridianDentalCare/inv 5552/3124   | 0      | 20.00                           | C |
| 10/30                                   | 100.10.42500.50 Southwestern Eye/inv 5551/26180    | 0      | 20.00                           | C |
| 10/30                                   | 100.10.42500.50 PedersenRealEstate/inv 5544/11351  | 0      | 20.00                           | C |
| 10/30                                   | 100.10.42600.15 Jones&Raxzkowski/inv 5543/28025    | 0      | 20.00                           | C |
| 10/30                                   | 100.10.45900.10 SprttnMtnAstron/inv 5531/638949711 | 0      | 30.00                           | C |
| 10/30                                   | 100.10.42700.50 RoadhavenResort/5520,5524/10675    | 0      | 200.00                          | C |
| 10/30                                   | 100.40.51050.10 7710 Ins-J Rankin/inv5563/5473     | 0      | 466.62                          | C |
| 10/31                                   | WIRED MONEY TO GENERAL FUND                        | 0      | 125.00                          | C |
| 73750.0 Revenue Transfer                |  |        | Source Code Total: 13,870.64    |   |
| 10/03                                   | US Digital G2 Upgrade Correction                   | 0      | 13,870.64                       | C |
| 76100.0 Line of Credit Advance          |  |        | Source Code Total: 25,667.24    |   |
| 10/02                                   | Line of Credit Advance                             | 0      | 17,668.20                       | C |
| 10/03                                   | Line of Credit Advance                             | 0      | 7,999.04                        | C |
| 90400.0 Refund Interest                 |  |        | Source Code Total: (7.85)       |   |
| 10/04                                   | 160707 T99-82-38522 2018 Adjustment/Corr Refund    | 160707 | (4.77)                          | D |
| 10/22                                   | 160886 101-14-010A3 2019 Adjustment/Corr Refund    | 160886 | (3.07)                          | D |
| 10/31                                   | 161094 T99-14-36901 2019 Adjustment/Corr Refund    | 161094 | (.01)                           | D |
| 90930.0 Warrants Redeemed               |  |        | Source Code Total: (376,463.54) |   |
| 10/01                                   | Paid Warrants                                      | 0      | (75,216.81)                     | D |
| 10/02                                   | Paid Warrants                                      | 0      | (17,668.20)                     | D |
| 10/03                                   | Paid Warrants                                      | 0      | (7,999.04)                      | D |
| 10/04                                   | Paid Warrants                                      | 0      | (5,927.45)                      | D |
| 10/08                                   | Paid Warrants                                      | 0      | (754.55)                        | D |
| 10/09                                   | Paid Warrants                                      | 0      | (8,552.68)                      | D |
| 10/10                                   | Paid Warrants                                      | 0      | (3,592.19)                      | D |
| 10/11                                   | Paid Warrants                                      | 0      | (1,675.00)                      | D |
| 10/14                                   | Paid Warrants                                      | 0      | (6,015.28)                      | D |
| 10/16                                   | Paid Warrants                                      | 0      | (7,313.69)                      | D |
| 10/17                                   | Paid Warrants                                      | 0      | (26,516.35)                     | D |
| 10/18                                   | Paid Warrants                                      | 0      | (35,166.68)                     | D |
| 10/21                                   | Paid Warrants                                      | 0      | (2,298.33)                      | D |
| 10/22                                   | Paid Warrants                                      | 0      | (37,396.08)                     | D |
| 10/23                                   | Paid Warrants                                      | 0      | (13,894.88)                     | D |
| 10/24                                   | Paid Warrants                                      | 0      | (771.58)                        | D |
| 10/25                                   | Paid Warrants                                      | 0      | (4,835.27)                      | D |
| 10/28                                   | Paid Warrants                                      | 0      | (751.53)                        | D |
| 10/29                                   | Paid Warrants                                      | 0      | (28,450.84)                     | D |
| 10/30                                   | Paid Warrants                                      | 0      | (79,621.97)                     | D |
| 10/31                                   | Paid Warrants                                      | 0      | (12,045.14)                     | D |
| 91010.0 Line of Credit Payments         |  |        | Source Code Total: (73,838.70)  |   |
| 10/01                                   | Line of Credit Principal Payment                   | 0      | (48,171.46)                     | D |
| 10/03                                   | Line of Credit Principal Payment                   | 0      | (6,858.36)                      | D |
| 10/04                                   | Line of Credit Principal Payment                   | 0      | (18,808.88)                     | D |
| 91020.0 Line of Credit Interest Payment |  |        | Source Code Total: (55.47)      |   |
| 10/01                                   | Line of Credit Interest Payment                    | 0      | (45.16)                         | D |



Pinal County Treasurer

Monthly Statement

Date Range: 10/1/2019 to 10/31/2019

|   |   |   |                                     |   |
|---|---|---|-------------------------------------|---|
| 10/04   | Line of Credit Interest Payment         | 0 | (10.31)                             | D |
| 91220.0 Disbursed by County Treasurer           |   |   | Source Code Total: (1,043,239.91)   |   |
| 10/02   | Fire Employees Payroll Direct Deposit   | 0 | (244,158.23)                        | D |
| 10/02   | Fire District Federal & State P/R Taxes | 0 | (54,559.80)                         | D |
| 10/02   | Fire District 457, union dues, pac      | 0 | (56,178.82)                         | D |
| 10/16   | Fire Employees Payroll Direct Deposit   | 0 | (224,766.81)                        | D |
| 10/16   | Fire District Federal & State P/R Taxes | 0 | (50,014.88)                         | D |
| 10/16   | Fire District 457, union dues, pac      | 0 | (52,382.17)                         | D |
| 10/30   | Fire Employees Payroll Direct Deposit   | 0 | (249,598.78)                        | D |
| 10/30   | Fire District Federal & State P/R Taxes | 0 | (57,476.00)                         | D |
| 10/30   | Fire District 457, union dues, pac      | 0 | (54,104.42)                         | D |
| 91280.0 Outgoing Wire Fee                       |   |   | Source Code Total: (60.00)          |   |
| 10/02   | Wire Transfer Chg P/R                   | 0 | (20.00)                             | D |
| 10/16   | Wire Transfer Chg P/R                   | 0 | (20.00)                             | D |
| 10/30   | Wire Transfer Chg P/R                   | 0 | (20.00)                             | D |
| 91290.0 Outgoing Wire Surcharge                 |   |   | Source Code Total: (15.00)          |   |
| 10/02   | Wire Transfer Chg P/R                   | 0 | (5.00)                              | D |
| 10/16   | Wire Transfer Chg P/R                   | 0 | (5.00)                              | D |
| 10/30   | Wire Transfer Chg P/R                   | 0 | (5.00)                              | D |
| 6116421001 Superstition Fire & Medical District |   |   | <b>Ending Balance: 3,839,738.53</b> |   |

**Warrant Detail**

| Payee Name   | Warrant    | Amount    | Issue Dt | Status Dt | Voucher   |
|--|------------|-----------|----------|-----------|---|
| <b>6116421001 Superstition Fire &amp; Medical District</b> |            |           |          |           | Account Total: 834,015.72   |
| Fund: 1102   |            |           |          |           | Fund Total: 410,576.87  |
| Status: OUTS   |            |           |          |           | Status Total: 74,109.72 <span style="border: 1px solid black; border-radius: 50%; padding: 2px;">P</span> |
| PINAL COUNTY COMMUNITY COLLEGE                             | 1102028922 | 6,642.50  | 06/12/19 | 06/12/19  |   |
| AZ STATE FIRE TRAINING COMM.                               | 1102029191 | 25.00     | 09/18/19 | 09/18/19  |   |
| BEST HARDWARE  | 1102029238 | 3.72      | 10/09/19 | 10/09/19  |   |
| BRENDA S TRANCHINA   | 1102029252 | 6,500.00  | 10/09/19 | 10/09/19  |   |
| APACHE JUNCTION UNIFIED                                    | 1102029274 | 7,237.08  | 10/16/19 | 10/16/19  |   |
| HEWLETT PACKARD ENTERPRISE CO                              | 1102029283 | 940.80    | 10/16/19 | 10/16/19  |   |
| GEOF SHIVELY   | 1102029294 | 621.00    | 10/16/19 | 10/16/19  |   |
| LINX AUTO BODY, LLC  | 1102029317 | 251.76    | 10/23/19 | 10/23/19  |   |
| PROPHET NETWORK INTEGRATION,IN                             | 1102029321 | 939.39    | 10/23/19 | 10/23/19  |   |
| TOSHIBA BUSINESS SOLUTIONS,INC                             | 1102029323 | 120.81    | 10/23/19 | 10/23/19  |   |
| TRACE ANALYTICS, LLC                                       | 1102029324 | 706.12    | 10/23/19 | 10/23/19  |   |
| WEST DIRECT OIL, LLC                                       | 1102029329 | 3,060.53  | 10/23/19 | 10/23/19  |   |
| AMERIGAS PROPANE LP  | 1102029330 | 1,205.06  | 10/30/19 | 10/30/19  |   |
| WATER UTILITIES COMM FD DBA                                | 1102029331 | 67.74     | 10/30/19 | 10/30/19  |   |
| ARIZONA WATER COMPANY, INC.                                | 1102029332 | 190.72    | 10/30/19 | 10/30/19  |   |
| AT&T CORP  | 1102029333 | 944.23    | 10/30/19 | 10/30/19  |   |
| BPCWS, PLLC  | 1102029334 | 978.25    | 10/30/19 | 10/30/19  |   |
| CITY OF MESA   | 1102029335 | 9,456.22  | 10/30/19 | 10/30/19  |   |
| FLEETPRIDE, INC  | 1102029336 | 58.25     | 10/30/19 | 10/30/19  |   |
| GENERAL BUSINESS, INC                                      | 1102029337 | 234.57    | 10/30/19 | 10/30/19  |   |
| GINCO PLUMBING LLC   | 1102029338 | 87.50     | 10/30/19 | 10/30/19  |   |
| HUGHES FIRE EQUIPMENT, INC.                                | 1102029339 | 1,940.84  | 10/30/19 | 10/30/19  |   |
| L.N. CURTIS & SONS   | 1102029340 | 451.48    | 10/30/19 | 10/30/19  |   |
| MUNICIPAL EMERGENCY SERV. INC.                             | 1102029341 | 38.64     | 10/30/19 | 10/30/19  |   |
| NAPA AUTO PARTS  | 1102029342 | 1,729.57  | 10/30/19 | 10/30/19  |   |
| ARNOLD, KYLE, DBA  | 1102029343 | 1,077.50  | 10/30/19 | 10/30/19  |   |
| PROPHET NETWORK INTEGRATION,IN                             | 1102029344 | 841.76    | 10/30/19 | 10/30/19  |   |
| STANDARD INSURANCE COMPANY                                 | 1102029345 | 5,190.62  | 10/30/19 | 10/30/19  |   |
| SUPERSTITION SAFETY SERV, LLC                              | 1102029346 | 75.00     | 10/30/19 | 10/30/19  |   |
| MATLICK ENTERPRISES INC DBA                                | 1102029347 | 20,658.55 | 10/30/19 | 10/30/19  |   |
| WAXIE'S ENTERPRISES, INC                                   | 1102029349 | 1,834.51  | 10/30/19 | 10/30/19  |   |
| Status: PAID   |            |           |          |           | Status Total: 335,715.62  |
| APACHE JUNCTION UNIFIED                                    | 1102029018 | 4,551.24  | 07/17/19 | 10/22/19  |   |



Pinal County Treasurer

Monthly Statement

Date Range: 10/1/2019 to 10/31/2019

|                                 |            |           |          |          |
|---------------------------------|------------|-----------|----------|----------|
| APACHE JUNCTION UNIFIED         | 1102029127 | 7,155.12  | 08/28/19 | 10/22/19 |
| GALLOWAY ASSET MANAGEMENT, LLC  | 1102029136 | 800.00    | 08/28/19 | 10/01/19 |
| ARIZONAWATERCONDITIONING DBA    | 1102029147 | 405.83    | 09/04/19 | 10/02/19 |
| RICHARD OCHS                    | 1102029178 | 38.90     | 09/11/19 | 10/01/19 |
| RIGHT AWAY DISPOSAL, LLC        | 1102029181 | 229.18    | 09/11/19 | 10/02/19 |
| APACHE JUNCTION UNIFIED         | 1102029187 | 9,232.25  | 09/18/19 | 10/22/19 |
| GINCO PLUMBING LLC              | 1102029201 | 985.23    | 09/18/19 | 10/01/19 |
| GREEN & BAKER LTD               | 1102029202 | 5,664.00  | 09/18/19 | 10/02/19 |
| TEAM MARATHON FITNESS, INC.     | 1102029205 | 754.55    | 09/18/19 | 10/08/19 |
| PHOENIX TECHNOLOGY SOLUTIONS    | 1102029210 | 66.00     | 09/18/19 | 10/02/19 |
| RV STRIPES & GRAPHICS, INC.     | 1102029212 | 210.59    | 09/18/19 | 10/01/19 |
| AA COOLING AND HEATING LLC      | 1102029215 | 2,355.00  | 09/25/19 | 10/03/19 |
| AETNA BEHAVIORAL HEALTH, LLC    | 1102029216 | 806.40    | 09/25/19 | 10/02/19 |
| WATER UTILITIES COMM FD DBA     | 1102029217 | 79.67     | 09/25/19 | 10/03/19 |
| ARIZONA WATER COMPANY, INC.     | 1102029218 | 528.05    | 09/25/19 | 10/04/19 |
| AMERICAN SAFETY & HEALTH        | 1102029219 | 21.92     | 09/25/19 | 10/02/19 |
| AT&T CORP                       | 1102029220 | 342.46    | 09/25/19 | 10/03/19 |
| CTS                             | 1102029221 | 1,800.80  | 09/25/19 | 10/10/19 |
| CYMA SYSTEMS INC                | 1102029222 | 4,704.19  | 09/25/19 | 10/02/19 |
| DELTA DENTAL OF ARIZONA         | 1102029223 | 5,399.40  | 09/25/19 | 10/04/19 |
| DELTA DENTAL INSURANCE COMPANY  | 1102029224 | 353.24    | 09/25/19 | 10/02/19 |
| MIKE FARBER                     | 1102029225 | 1,125.60  | 09/25/19 | 10/01/19 |
| REDBURN TIRE COMPANY, INC.      | 1102029226 | 5,067.44  | 09/25/19 | 10/02/19 |
| STANDARD INSURANCE COMPANY      | 1102029227 | 5,221.91  | 09/25/19 | 10/03/19 |
| TOSHIBA BUSINESS SOLUTIONS, INC | 1102029228 | 392.82    | 09/25/19 | 10/22/19 |
| UNITED HEALTHCARE INSURANCE CO  | 1102029229 | 71,273.26 | 09/25/19 | 10/01/19 |
| UNITED STATES POSTAL SERVICE    | 1102029230 | 350.00    | 09/25/19 | 10/02/19 |
| VISION SERVICE PLAN             | 1102029231 | 783.23    | 09/25/19 | 10/01/19 |
| AA COOLING AND HEATING LLC      | 1102029232 | 413.33    | 10/09/19 | 10/16/19 |
| ACCUSEARCH                      | 1102029233 | 60.00     | 10/09/19 | 10/18/19 |
| APACHE STONE, LLC               | 1102029234 | 608.28    | 10/09/19 | 10/16/19 |
| ARIZONA WATER COMPANY, INC.     | 1102029235 | 194.94    | 10/09/19 | 10/21/19 |
| ARIZONAWATERCONDITIONING DBA    | 1102029236 | 405.83    | 10/09/19 | 10/17/19 |
| ACROSS THE STREET PRODUCTIONS   | 1102029237 | 125.00    | 10/09/19 | 10/24/19 |
| BIG BOYZ TOWING, LLC            | 1102029239 | 46.00     | 10/09/19 | 10/23/19 |
| BUD'S BULK ICE SERVICE, INC     | 1102029240 | 1,482.39  | 10/09/19 | 10/21/19 |
| CITY OF MESA                    | 1102029241 | 13,968.44 | 10/09/19 | 10/18/19 |
| EAST VALLEY WELLNESS CENTER     | 1102029242 | 675.00    | 10/09/19 | 10/17/19 |
| ELLIOTT AUTO SUPPLY CO, INC.    | 1102029243 | 1,044.56  | 10/09/19 | 10/17/19 |
| FLEETPRIDE, INC                 | 1102029244 | 557.09    | 10/09/19 | 10/16/19 |
| CSC ELECTRICAL CONTRACTOR, LLC  | 1102029245 | 1,716.00  | 10/09/19 | 10/22/19 |
| FREIGHTLINER OF ARIZONA, LLC    | 1102029246 | 373.82    | 10/09/19 | 10/16/19 |
| ST HELEN AUTO & HARDWARE, INC.  | 1102029247 | 400.26    | 10/09/19 | 10/17/19 |
| GALLOWAY ASSET MANAGEMENT, LLC  | 1102029248 | 712.50    | 10/09/19 | 10/25/19 |
| WEX BANK DBA                    | 1102029249 | 1,911.97  | 10/09/19 | 10/17/19 |
| ROBERT HORNE FORD               | 1102029250 | 197.76    | 10/09/19 | 10/17/19 |
| HUGHES FIRE EQUIPMENT, INC.     | 1102029251 | 4,887.73  | 10/09/19 | 10/18/19 |
| LINX AUTO BODY, LLC             | 1102029253 | 2,039.44  | 10/09/19 | 10/22/19 |
| MEDIACOM                        | 1102029254 | 5,691.84  | 10/09/19 | 10/14/19 |
| MEDIACOM                        | 1102029255 | 323.44    | 10/09/19 | 10/14/19 |
| MUNICIPAL EMERGENCY SERV. INC.  | 1102029256 | 1,896.17  | 10/09/19 | 10/16/19 |
| NAPA AUTO PARTS                 | 1102029257 | 82.77     | 10/09/19 | 10/16/19 |
| PITNEY BOWES                    | 1102029258 | 93.69     | 10/09/19 | 10/22/19 |
| THE PREPLANNERS, LLC            | 1102029259 | 2,000.00  | 10/09/19 | 10/17/19 |
| RAY'S PRINTING, INC.            | 1102029260 | 2,039.27  | 10/09/19 | 10/17/19 |
| RIGHT AWAY DISPOSAL, LLC        | 1102029261 | 229.18    | 10/09/19 | 10/18/19 |
| RV STRIPES & GRAPHICS, INC.     | 1102029262 | 37.91     | 10/09/19 | 10/23/19 |
| SALT RIVER PROJECT              | 1102029263 | 6,723.82  | 10/09/19 | 10/17/19 |
| SAN TAN FORD                    | 1102029264 | 247.38    | 10/09/19 | 10/16/19 |
| GARY A. SMITH, MD, PLLC         | 1102029265 | 7,500.00  | 10/09/19 | 10/17/19 |
| SOUTHWEST GAS CORPORATION       | 1102029266 | 116.81    | 10/09/19 | 10/17/19 |
| SUPERSTITION MOUNTAINS CFD #1   | 1102029267 | 128.70    | 10/09/19 | 10/17/19 |
| SUPERSTITION SAFETY SERV, LLC   | 1102029268 | 998.02    | 10/09/19 | 10/17/19 |



Pinal County Treasurer

Monthly Statement

Date Range: 10/1/2019 to 10/31/2019

|   |            |            |          |                          |
|---|------------|------------|----------|--------------------------|
| TSI INCORPORATED                          | 1102029269 | 165.52     | 10/09/19 | 10/16/19                 |
| MATLICK ENTERPRISES INC DBA               | 1102029270 | 2,374.35   | 10/09/19 | 10/17/19                 |
| WAXIE'S ENTERPRISES, INC                  | 1102029271 | 953.27     | 10/09/19 | 10/16/19                 |
| POWER ACQUISITION, LLC.                   | 1102029272 | 1,682.79   | 10/09/19 | 10/16/19                 |
| AFLAC                                     | 1102029273 | 4,779.68   | 10/16/19 | 10/29/19                 |
| ARIZONA WATER COMPANY, INC.               | 1102029275 | 167.37     | 10/16/19 | 10/24/19                 |
| AVID LOCKSMITH, LLC                       | 1102029276 | 231.04     | 10/16/19 | 10/29/19                 |
| JASON CHAPMAN                             | 1102029277 | 621.00     | 10/16/19 | 10/21/19                 |
| CITY OF MESA                              | 1102029278 | 318.00     | 10/16/19 | 10/30/19                 |
| COLBY WELDING & RADIATOR, INC.            | 1102029279 | 265.00     | 10/16/19 | 10/22/19                 |
| GINCO PLUMBING LLC                        | 1102029280 | 116.66     | 10/16/19 | 10/23/19                 |
| GRAINGER                                  | 1102029281 | 398.86     | 10/16/19 | 10/23/19                 |
| HAWKEYE ENGRAVING AND PLASTICS            | 1102029282 | 307.57     | 10/16/19 | 10/22/19                 |
| KANSAS STATE BANK OF MANHATTAN            | 1102029284 | 158.41     | 10/16/19 | 10/24/19                 |
| L.N. CURTIS & SONS                        | 1102029285 | 4,865.28   | 10/16/19 | 10/23/19                 |
| MUNICIPAL EMERGENCY SERV. INC.            | 1102029286 | 4,056.77   | 10/16/19 | 10/25/19                 |
| NAPA AUTO PARTS                           | 1102029287 | 751.53     | 10/16/19 | 10/28/19                 |
| CADWELL IRREVOCABLE TRUST III             | 1102029288 | 275.19     | 10/16/19 | 10/23/19                 |
| PHOENIX TECHNOLOGY SOLUTIONS              | 1102029289 | 66.00      | 10/16/19 | 10/25/19                 |
| RAY'S PRINTING, INC.                      | 1102029290 | 287.88     | 10/16/19 | 10/23/19                 |
| RV STRIPES & GRAPHICS, INC.               | 1102029291 | 71.43      | 10/16/19 | 10/30/19                 |
| RWC INTERNATIONAL, LTD                    | 1102029292 | 72.98      | 10/16/19 | 10/22/19                 |
| SANDBAG STORE, LLC                        | 1102029293 | 1,040.00   | 10/16/19 | 10/30/19                 |
| SUPERSTITION SAFETY SERV, LLC             | 1102029295 | 1,406.24   | 10/16/19 | 10/23/19                 |
| MATLICK ENTERPRISES INC DBA               | 1102029296 | 2,743.21   | 10/16/19 | 10/23/19                 |
| UNIFIRST CORPORATION                      | 1102029297 | 2,042.65   | 10/16/19 | 10/23/19                 |
| POWER ACQUISITION, LLC.                   | 1102029298 | 1,191.52   | 10/16/19 | 10/22/19                 |
| AETNA BEHAVIORAL HEALTH, LLC              | 1102029299 | 814.08     | 10/23/19 | 10/30/19                 |
| WATER UTILITIES COMM FD DBA               | 1102029300 | 159.78     | 10/23/19 | 10/31/19                 |
| ARIZONA WATER COMPANY, INC.               | 1102029301 | 621.65     | 10/23/19 | 10/31/19                 |
| AHS RESCUE LLC                            | 1102029302 | 55.02      | 10/23/19 | 10/30/19                 |
| CHASE                                     | 1102029303 | 18,330.57  | 10/23/19 | 10/29/19                 |
| CITY OF APACHE JUNCTION                   | 1102029310 | 5,376.25   | 10/23/19 | 10/31/19                 |
| CITY OF MESA                              | 1102029311 | 950.00     | 10/23/19 | 10/30/19                 |
| DELTA DENTAL OF ARIZONA                   | 1102029312 | 5,226.75   | 10/23/19 | 10/31/19                 |
| DELTA DENTAL INSURANCE COMPANY            | 1102029313 | 353.24     | 10/23/19 | 10/30/19                 |
| ROBERT E DEBOW JR. CONST, INC.            | 1102029314 | 419.16     | 10/23/19 | 10/30/19                 |
| DIVERSIFIED INSPECTIONS /                 | 1102029315 | 3,174.80   | 10/23/19 | 10/29/19                 |
| KRONOS, INC.                              | 1102029316 | 360.00     | 10/23/19 | 10/29/19                 |
| UNIQUE PARKING SOLUTIONS, LLC             | 1102029318 | 660.71     | 10/23/19 | 10/31/19                 |
| MOTOROLA SOLUTIONS, INC                   | 1102029319 | 391.43     | 10/23/19 | 10/29/19                 |
| MUNICIPAL EMERGENCY SERV. INC.            | 1102029320 | 831.13     | 10/23/19 | 10/30/19                 |
| SOUTHWEST GROUND CONTROL, LLC             | 1102029322 | 1,183.32   | 10/23/19 | 10/29/19                 |
| MATLICK ENTERPRISES INC DBA               | 1102029325 | 212.25     | 10/23/19 | 10/30/19                 |
| UNITED HEALTHCARE INSURANCE CO            | 1102029326 | 71,789.39  | 10/23/19 | 10/30/19                 |
| VERIZON WIRELESS SERVICES LLC             | 1102029327 | 1,977.86   | 10/23/19 | 10/30/19                 |
| VISION SERVICE PLAN                       | 1102029328 | 790.41     | 10/23/19 | 10/30/19                 |
| Status: VOID                              |            |            |          | Status Total: 751.53     |
| NAPA AUTO PARTS                           | 1102029073 | 751.53     | 08/07/19 | 10/15/19                 |
| Fund: 1103                                |            |            |          | Fund Total: 423,438.85   |
| Status: OUTS                              |            |            |          | Status Total: 382,690.93 |
| PUBLIC SAFETY PERSONNEL RETIREMENT SYSTEM | 1103018152 | 87,341.13  | 09/06/19 | 09/04/19                 |
| PUBLIC SAFETY PERSONNEL RETIREMENT SYSTEM | 1103018158 | 105,494.16 | 09/20/19 | 09/18/19                 |
| CHARITY RELIEF FUND EV FIREFIGHTER        | 1103018160 | 699.00     | 09/20/19 | 09/18/19                 |
| CHARITIES FUND EV FIREFIGHTER             | 1103018161 | 666.00     | 09/20/19 | 09/18/19                 |
| PUBLIC SAFETY PERSONNEL RETIREMENT SYSTEM | 1103018165 | 98,932.19  | 10/04/19 | 10/03/19                 |
| PUBLIC SAFETY PERSONNEL RETIREMENT SYSTEM | 1103018171 | 89,558.45  | 10/18/19 | 10/16/19                 |
| Status: PAID                              |            |            |          | Status Total: 40,747.92  |
| ARIZONA STATE RETIREMENT SYSTEM           | 1103018162 | 8,552.68   | 10/04/19 | 10/09/19                 |
| US DEPARTMENT OF EDUCATION                | 1103018163 | 333.27     | 10/04/19 | 10/16/19                 |
| AZ FF RETIREE HEALTH TRUST FUND           | 1103018164 | 1,675.00   | 10/04/19 | 10/11/19                 |



Pinal County Treasurer

Monthly Statement

Date Range: 10/1/2019 to 10/31/2019

|   |            |            |          |          |
|---|------------|------------|----------|----------|
| SUPPORT PAYMENT CLEARINGHOUSE             | 1103018166 | 1,791.39   | 10/04/19 | 10/10/19 |
| PUBLIC SAFETY PERSONNEL RETIREMENT SYSTEM | 1103018167 | 16,021.33  | 10/04/19 | 10/18/19 |
| ARIZONA STATE RETIREMENT SYSTEM           | 1103018168 | 8,587.06   | 10/18/19 | 10/22/19 |
| US DEPARTMENT OF EDUCATION                | 1103018169 | 320.80     | 10/18/19 | 10/24/19 |
| AZ FF RETIREE HEALTH TRUST FUND           | 1103018170 | 1,675.00   | 10/18/19 | 10/23/19 |
| SUPPORT PAYMENT CLEARINGHOUSE             | 1103018172 | 1,791.39   | 10/18/19 | 10/22/19 |
|   | Count      | Amount     |          |          |
| Total OUTS:                               | 37         | 456,800.65 |          |          |
| Total PAID:                               | 120        | 376,463.54 |          |          |
| Total VOID:                               | 1          | 751.53     |          |          |



**Superstition Fire & Medical District  
General (Fund 100) Cash Reconciliation  
Fiscal Year 2019 - 2020  
9/30/2019**



Book Balance as of: 9/1/2019 Book Balance (5,735,368.64) **BB**

Activity During the Month

Journal Entries:

Interest Income (Expense): 2,019.56 2,019.56 **A**

|                        |  |          |            |
|------------------------|--|----------|------------|
| Cash Receipts          |  |          |            |
| 2013 Real Estate Taxes |  |          | -          |
| 2014 Real Estate Taxes |  |          | -          |
| 2015 Real Estate Taxes |  |          | -          |
| 2016 Real Estate Taxes |  |          | -          |
| 2017 Real Estate Taxes |  |          | 0.00       |
| 2018 Real Estate Taxes |  |          | 14,389.61  |
| 2019 Real Estate Taxes |  | (331.87) | 713,248.84 |
| 2009 Pers. Prop. Taxes |  |          | 0.00       |
| 2010 Pers. Prop. Taxes |  |          | 0.00       |
| 2011 Pers. Prop. Taxes |  |          | 0.00       |
| 2012 Pers. Prop. Taxes |  |          | 1.24       |
| 2013 Pers. Prop. Taxes |  |          | 66.97      |
| 2014 Pers. Prop. Taxes |  |          | 183.66     |
| 2015 Pers. Prop. Taxes |  |          | 217.64     |
| 2016 Pers. Prop. Taxes |  |          | 317.60     |
| 2017 Pers. Prop. Taxes |  |          | 1,216.18   |
| 2018 Pers. Prop. Taxes |  |          | 1,945.50   |
| 2019 Pers. Prop. Taxes |  |          | 123,982.00 |
| SRP Contributions      |  |          | -          |
| FDAT                   |  |          | 18,706.91  |
| Maricopa County Taxes  |  |          | 53.10      |
| Deposits               |  |          | 86,674.50  |
| Revenue Transfer       |  |          | 0.00       |

|                              |              |  |                       |
|------------------------------|--------------|--|-----------------------|
| Cash Disbursements           |              |  |                       |
| A) Accounts Payable Activity | (343,108.16) |  | (343,108.16) <b>G</b> |
| B) Payroll Activity          | (916,346.12) |  | (916,346.12) <b>H</b> |
| C) Payroll Wire Fees         | (50.00)      |  | (50.00) <b>I</b>      |
| D) Stop Payment Fee          |              |  | -                     |
| D) Transfer In / Out         |              |  | -                     |
| D) Transfer In / Out         |              |  | -                     |
| D) Transfer In / Out         |              |  | -                     |
| E) Refund Interest           |              |  | 0.00                  |

\$963,355.18 (1,259,504.28) (6,031,849.61) **BB-Oct**

Pinal County Bank Balance

|                                      |                         |                       |                       |
|--------------------------------------|-------------------------|-----------------------|-----------------------|
| Ending Bank Balance as of: 9/30/2019 | Balance from YTD Column |                       | 0.00 <b>J</b>         |
| Less: Line of Credit Advances        |                         |                       | (342,679.51) <b>K</b> |
| Less: Line of Credit Interest        |                         |                       | 826.72 <b>L</b>       |
| Plus: Line of Credit Payments        |                         |                       | 294,508.05 <b>M</b>   |
| Less: Outstanding Warrants           |                         |                       |                       |
|                                      | A/P                     | (138,117.31) <b>N</b> |                       |
|                                      | Payroll                 | (194,200.29) <b>O</b> | (332,317.60)          |
|                                      |                         | 191.45 <b>P</b>       | 191.45                |
| Plus: Deposit in book / not at bank  |                         |                       | 0.00                  |
| Less: Deposit in bank / not in book  |                         |                       | 0.00                  |

Cash Balance in Payroll Clearing Account 100.00 **Q**  
 Cash Balance in Electronic / ACH Clearing Account 0.00  
 Petty Cash 100.00  
(379,270.89)

Prepared by: *[Signature]* 10/1/19  
 Reviewed by: *[Signature]* 10/1/19

Balance per B/S (379,270.89) **R**  
 Difference 0.00

CASH RECEIPTS

October 2019 M & O DEPOSITS

| Date                | Control # | Amount            | Account #       | Description                               |     |
|---------------------|-----------|-------------------|-----------------|---|-----|
| 10/9/2019           |           | 100.00            | 100.10.42700.50 | Patriot's Trans/inv 5528/CC               | ✓   |
|                     |           | 100.00            | 100.10.42700.50 | Brookdale/inv 5502/CC                     | ✓   |
|                     |           | <b>200.00</b>     |                 | wire transfer                             | F-1 |
| 10/9/2019           |           | 24.50             | 100.10.43500.41 | T House/inv 5516/CASH A                   | ✓   |
|                     |           | 80.00             | 100.10.43500.41 | T House/inv 5514/CASH B                   | ✓   |
|                     |           | 1.95              | 100.10.43500.41 | T House/inv 5517/CASH C                   | ✓   |
|                     |           | 57.00             | 100.10.43500.41 | R Dunmire/inv 5540/CASH D                 | ✓   |
|                     |           | 20.00             | 100.10.42500.50 | Sandwich Shoppe/inv 5521/CASH E           | ✓   |
|                     |           | 65.00             | 100.10.43500.41 | D Bowman/inv 5515/ck 1537                 | ✓   |
|                     |           | 20.00             | 100.10.42500.50 | EL Insurance/inv 5518/ck 1079             | ✓   |
|                     |           | 20.00             | 100.10.42500.50 | Paul Insurance/inv 5522/ck 7272           | ✓   |
|                     |           | 20.00             | 100.10.42500.50 | Desert Dazzle/inv 5523/ck 2196            | ✓   |
|                     |           | 545.84            | 100.10.53985.10 | D Montgomery/inv 5472/ck 7693             | ✓   |
|                     |           | 276.10            | 100.10.53985.10 | J Kevin/inv 5534/ck 6571706485            | ✓   |
|                     |           | 1,361.75          | 100.10.43300.50 | CITOA/J404,208,26,40,55,56/151975         | ✓   |
|                     |           | <b>2,492.15</b>   |                 |   |     |
| 10/16/2019          |           | 30.00             | 100.10.45900.10 | Mtn View Lutheran/inv 5532/5473           | ✓   |
|                     |           | 200.00            | 100.10.42700.50 | Foothill Care Center/inv 5525/67062       | ✓   |
|                     |           | 748.46            | 100.10.42200.41 | Antenna Sites/inv 5548/ck 20133           | ✓   |
|                     |           | 4,337.41          | 100.10.43200.20 | Town of Sup/inv 5541,5542/40460           | ✓   |
|                     |           | 395.44            | 100.10.43200.20 | Flo Fire/inv 5508,5509/ck 114820          | ✓   |
|                     |           | 114,635.45        | 100.10.43100.40 | ARISLD/5547,5507,5548/219414425           | ✓   |
|                     |           | <b>120,346.76</b> |                 |   |     |
| 10/17/2019          |           | 400.00            | 100.10.42700.50 | Allied Fire Protection / inv 5538 / CC    | ✓   |
|                     |           | <b>400.00</b>     |                 | wire transfer                             | F-2 |
| 10/30/2019          |           | 20.00             | 100.10.42600.15 | Law Office S Moeller/inv 5564/6146        | ✓   |
|                     |           | 20.00             | 100.10.42500.50 | MeridianDentalCare/inv 5552/3124          | ✓   |
|                     |           | 20.00             | 100.10.42500.50 | Southwestern Eye/inv 5551/26180           | ✓   |
|                     |           | 20.00             | 100.10.42500.50 | PedersenRealEstate/inv 5544/11351         | ✓   |
|                     |           | 20.00             | 100.10.42600.15 | Jones&Raxzkowski/inv 5543/28025           | ✓   |
|                     |           | 30.00             | 100.10.45900.10 | SprtnMtnAstron/inv 5531/838948711         | ✓   |
|                     |           | 200.00            | 100.10.42700.50 | RoadhavenResort/5520,5524/10675           | ✓   |
|                     |           | 468.62            | 100.40.51050.10 | 7710 Ins-J Rankin/inv5563/5473            | ✓   |
|                     |           | <b>796.62</b>     |                 |   |     |
| 10/31/2019          |           | 20.00             | 100.10.42500.50 | Ninyo & Moore - M Scudder / inv 5545 / cc | ✓   |
|                     |           | 20.00             | 100.10.42500.50 | DC Dental - D Chang / Inv 5550 / cc       | ✓   |
|                     |           | 20.00             | 100.10.42500.50 | Geico - D Dayao / inv 5561 / cc           | ✓   |
|                     |           | 65.00             | 100.10.43500.41 | Douglas & Carson King / inv 5566 / cc     | ✓   |
|                     |           | <b>125.00</b>     |                 | wire transfer                             | F-3 |
| October 2019 Totals |           | <b>124,360.53</b> |                 |   |     |

(F)



**Superstition Fire & Medical District**

**AR Payment Register (Detail)**

Bank ID: Equal To D

| Check No. / Payment ID                           | Payee Name / Customer Name   | Invoice No. / Account Number  | Amount Paid  |
|--|--|---|--|
| <b>BANK: D - M &amp; 0 GENERAL FUND CHECKING</b> |  |   |  |
| <b>DEPOSIT: 2,670      DATE: 10/02/19</b>        |  |   |  |
| CASH   | (ONETIMECUST)  | Cash<br>Invoice : 005521  | \$20.00<br>\$20.00   |
|  |  | <b>CASH TOTAL:</b>  | <u>\$20.00</u> ✓   |
| 7272   | (ONETIMECUST)  | Check<br>Invoice : 005522   | \$20.00<br>\$20.00   |
|  |  | <b>CHECK # 7272 TOTAL:</b>  | <u>\$20.00</u> ✓   |
| 2196   | (ONETIMECUST)  | Check<br>Invoice : 005523   | \$20.00<br>\$20.00   |
|  |  | <b>CHECK # 2196 TOTAL:</b>  | <u>\$20.00</u> ✓   |
|  |  | <b>DEPOSIT 2,670 TOTAL:</b>   | <u>\$60.00</u>   |
| <br>   |  |   |  |
| <b>DEPOSIT: 2,671      DATE: 10/08/19</b>        |  |   |  |
| CASH   | (ONETIMECUST)  | Cash<br>Invoice : 005540  | \$57.00<br>\$51.00   |
|  | (ONETIMECUST)  | Invoice : 005540  | \$6.00   |
|  |  | <b>CASH TOTAL:</b>  | <u>\$57.00</u> ✓   |
|  |  | <b>DEPOSIT 2,671 TOTAL:</b>   | <u>\$57.00</u>   |
| <br>   |  |   |  |
| <b>DEPOSIT: 2,672      DATE: 10/09/19</b>        |  |   |  |
| 64893105   | Patriot's Trans/inv 5528/CC<br>(ONETIMECUST)   | Credit Card<br>Invoice : 005528   | \$100.00<br>\$100.00   |
|  |  | <b>CREDIT CARD # 64893105 TOTAL:</b>  | <u>\$100.00</u> ✓  |
| 64582319   | Brookdale/inv 5502/CC<br>(ONETIMECUST)   | Credit Card<br>Invoice : 005502   | \$100.00<br>\$100.00   |
|  |  | <b>CREDIT CARD # 64582319 TOTAL:</b>  | <u>\$100.00</u> ✓  |
|  |  | <b>DEPOSIT 2,672 TOTAL:</b>   | <u>\$200.00</u>  |
| <br>   |  |   |  |
| <b>DEPOSIT: 2,674      DATE: 10/09/19</b>        |  |   |  |
| 5519   | T House/inv 5519/CASH<br>X (DONATION)  | Cash<br>Invoice : 005519  | \$40.55<br>\$40.55   |
|  |  | <b>CASH TOTAL:</b>  | <u>\$40.55</u>   |
| 206265   | SMCFD/inv 5491/ck 206265<br>X (DONATION)   | Check<br>Invoice : 005491   | \$3,000.00<br>\$3,000.00   |
|  |  | <b>CHECK # 206265 TOTAL:</b>  | <u>\$3,000.00</u>  |
|  |  | <b>DEPOSIT 2,674 TOTAL:</b>   | <u>\$3,040.55</u>  |
| <br>   |  |   |  |
| <b>DEPOSIT: 2,675      DATE: 10/09/19</b>        |  |   |  |
| 7693   | Dave Montgomery/5472/7693<br>Dave Montgomery (MONTD)   | Check<br>Invoice : 005472   | \$545.84<br>\$545.84   |
|  |  | <b>CHECK # 7693 TOTAL:</b>  | <u>\$545.84</u> ✓  |
| 6571706485                                       | John Kevin/5534/6571706485<br>John Kevin (KEVINJO)   | Check<br>Invoice : 005534   | \$276.10<br>\$276.10   |
|  |  | <b>CHECK # 6571706485 TOTAL:</b>  | <u>\$276.10</u> ✓  |
| 151975   | CAJ/404,208,26,40,55,56/151975<br>City of Apache Junction (CITOAJ)<br>City of Apache Junction (CITOAJ)<br>City of Apache Junction (CITOAJ)<br>City of Apache Junction (CITOAJ)<br>City of Apache Junction (CITOAJ)<br>City of Apache Junction (CITOAJ) | Check<br>Invoice : 2018-00404<br>Invoice : 2019-00208<br>Invoice : 2019-00240<br>Invoice : 2019-00255<br>Invoice : 2019-00226<br>Invoice : 2019-00256 | \$1,361.76<br>\$81.12<br>\$137.93<br>\$635.77<br>\$322.00<br>\$81.13<br>\$103.81 |
|  |  | <b>CHECK # 151975 TOTAL:</b>  | <u>\$1,361.76</u> ✓  |

400 Fund }

Superstition Fire & Medical District

AR Payment Register (Detail)

Bank ID: Equal To D

| Check No. / Payment ID | Payee Name / Customer Name | Invoice No. / Account Number | Amount Paid |
|------------------------|----------------------------|------------------------------|-------------|
|------------------------|----------------------------|------------------------------|-------------|

BANK: D - M & 0 GENERAL FUND CHECKING

DEPOSIT 2,675 TOTAL: \$2,183.70

DEPOSIT: 2,676 DATE: 10/10/19

|        |               |                           |  |
|--------|---------------|---------------------------|--|
| 028025 | (ONETIMECUST) | Check<br>Invoice : 005543 | \$20.00<br>\$20.00                     |
|        |               |                           | CHECK # 028025 TOTAL: <u>\$20.00</u> ✓ |

|       |               |                           |                                       |
|-------|---------------|---------------------------|---------------------------------------|
| 11351 | (ONETIMECUST) | Check<br>Invoice : 005544 | \$20.00<br>\$20.00                    |
|       |               |                           | CHECK # 11351 TOTAL: <u>\$20.00</u> ✓ |

DEPOSIT 2,676 TOTAL: \$40.00

DEPOSIT: 2,678 DATE: 10/16/19

|      |  |                           |                                      |
|------|--|---------------------------|--------------------------------------|
| 5473 | Mtn View Lutheran/5532/5473<br>(ONETIMECUST) | Check<br>Invoice : 005532 | \$30.00<br>\$30.00                   |
|      |  |                           | CHECK # 5473 TOTAL: <u>\$30.00</u> ✓ |

|       |   |                           |  |
|-------|---|---------------------------|--|
| 67062 | Foothill Care/inv 5525/67062<br>(ONETIMECUST) | Check<br>Invoice : 005525 | \$200.00<br>\$200.00                   |
|       |   |                           | CHECK # 67062 TOTAL: <u>\$200.00</u> ✓ |

|       |  |                           |  |
|-------|--|---------------------------|--|
| 20133 | Antenna Sites/5548/20133<br>Antenna Sites, Inc. (ANTSIT) | Check<br>Invoice : 005548 | \$748.46<br>\$748.46                   |
|       |  |                           | CHECK # 20133 TOTAL: <u>\$748.46</u> ✓ |

|       |                                  |                  |  |
|-------|----------------------------------|------------------|--|
| 40460 | Superior FD/5541,5542/40460      | Check            | \$4,337.41                               |
|       | Superior Fire Department (SUPFD) | Invoice : 005541 | \$1,168.00                               |
|       | Superior Fire Department (SUPFD) | Invoice : 005542 | \$657.00                                 |
|       | Superior Fire Department (SUPFD) | Invoice : 005541 | \$7.52                                   |
|       | Superior Fire Department (SUPFD) | Invoice : 005541 | \$18.46                                  |
|       | Superior Fire Department (SUPFD) | Invoice : 005541 | \$75.92                                  |
|       | Superior Fire Department (SUPFD) | Invoice : 005541 | \$5.96                                   |
|       | Superior Fire Department (SUPFD) | Invoice : 005541 | \$21.57                                  |
|       | Superior Fire Department (SUPFD) | Invoice : 005541 | \$21.67                                  |
|       | Superior Fire Department (SUPFD) | Invoice : 005541 | \$110.54                                 |
|       | Superior Fire Department (SUPFD) | Invoice : 005542 | \$28.83                                  |
|       | Superior Fire Department (SUPFD) | Invoice : 005542 | \$17.69                                  |
|       | Superior Fire Department (SUPFD) | Invoice : 005542 | \$7.60                                   |
|       | Superior Fire Department (SUPFD) | Invoice : 005542 | \$16.27                                  |
|       | Superior Fire Department (SUPFD) | Invoice : 005542 | \$5.25                                   |
|       | Superior Fire Department (SUPFD) | Invoice : 005542 | \$38.12                                  |
|       | Superior Fire Department (SUPFD) | Invoice : 005542 | \$2,089.63                               |
|       | Superior Fire Department (SUPFD) | Invoice : 005542 | \$47.38                                  |
|       |                                  |                  | CHECK # 40460 TOTAL: <u>\$4,337.41</u> ✓ |

|        |                                  |                  |   |
|--------|----------------------------------|------------------|---|
| 114820 | Florence FD/5508,5509/114820     | Check            | \$395.44                                |
|        | Florence Fire Department (FLOFD) | Invoice : 005508 | \$219.00                                |
|        | Florence Fire Department (FLOFD) | Invoice : 005509 | \$146.00                                |
|        | Florence Fire Department (FLOFD) | Invoice : 005509 | \$30.44                                 |
|        |                                  |                  | CHECK # 114820 TOTAL: <u>\$395.44</u> ✓ |

|           |  |                  |  |
|-----------|--|------------------|--|
| 219414425 | ARISLD/5507,46,47/219414425            | Check            | \$114,635.45                                   |
|           | Arizona State Land Department (ARISLD) | Invoice : 005507 | \$12,836.64                                    |
|           | Arizona State Land Department (ARISLD) | Invoice : 005546 | \$1,476.91                                     |
|           | Arizona State Land Department (ARISLD) | Invoice : 005547 | \$100,321.90                                   |
|           |  |                  | CHECK # 219414425 TOTAL: <u>\$114,635.45</u> ✓ |

DEPOSIT 2,678 TOTAL: \$120,346.76

DEPOSIT: 2,679 DATE: 10/17/19

|          |   |   |                                  |
|----------|---|---|----------------------------------|
| 65128812 | Allied Fire Protection/5538<br>(ONETIMECUST)<br>(ONETIMECUST) | Credit Card<br>Invoice : 005538<br>Invoice : 005538 | \$400.00<br>\$100.00<br>\$300.00 |
|----------|---|---|----------------------------------|

**Superstition Fire & Medical District**

**AR Payment Register (Detail)**

Bank ID: Equal To D

| Check No. / Payment ID  | Payee Name / Customer Name | Invoice No. / Account Number                  | Amount Paid                      |
|---|----------------------------|---|----------------------------------|
| <b>BANK: D - M &amp; O GENERAL FUND CHECKING</b><br><b>DEPOSIT: 2,679      DATE: 10/17/19</b>                                 |                            |   | <b>(CONTINUED)</b>               |
|   |                            | CREDIT CARD # 65128812 TOTAL:                 | \$400.00 ✓                       |
|   |                            | DEPOSIT 2,679 TOTAL:                          | <u>\$400.00</u>                  |
| <b>DEPOSIT: 2,680      DATE: 10/16/19</b><br>026180<br>(ONETIMECUST)  |                            |   |                                  |
|   |                            | Check<br>Invoice : 005551                     | \$20.00<br>\$20.00               |
|   |                            | CHECK # 026180 TOTAL:                         | <u>\$20.00</u> ✓                 |
|   |                            | DEPOSIT 2,680 TOTAL:                          | <u>\$20.00</u>                   |
| <b>DEPOSIT: 2,681      DATE: 10/21/19</b><br>3124<br>(ONETIMECUST)  |                            |   |                                  |
|   |                            | Check<br>Invoice : 005552                     | \$20.00<br>\$20.00               |
|   |                            | CHECK # 3124 TOTAL:                           | <u>\$20.00</u> ✓                 |
|   |                            | DEPOSIT 2,681 TOTAL:                          | <u>\$20.00</u>                   |
| <b>DEPOSIT: 2,682      DATE: 10/23/19</b><br>6146<br>(ONETIMECUST)  |                            |   |                                  |
|   |                            | Check<br>Invoice : 005564                     | \$20.00<br>\$20.00               |
|   |                            | CHECK # 6146 TOTAL:                           | <u>\$20.00</u> ✓                 |
|   |                            | DEPOSIT 2,682 TOTAL:                          | <u>\$20.00</u>                   |
| <b>DEPOSIT: 2,683      DATE: 10/29/19</b><br>51735<br>(ONETIMECUST)   |                            |   |                                  |
|   |                            | Check<br>Invoice : 005568                     | \$20.00<br>\$20.00               |
|   |                            | CHECK # 51735 TOTAL:                          | <u>\$20.00</u>                   |
| 56-382-412<br>(ONETIMECUST)   |                            |   |                                  |
|   |                            | Check<br>Invoice : 005569                     | \$20.00<br>\$20.00               |
|   |                            | CHECK # 56-382-412 TOTAL:                     | <u>\$20.00</u>                   |
|   |                            | DEPOSIT 2,683 TOTAL:                          | <u>\$40.00</u>                   |
| <b>DEPOSIT: 2,684      DATE: 10/30/19</b><br>638949711<br>STMTAT/inv 5531/638949711<br>Superstition Mtn Astronomical (STMTAT) |                            |   |                                  |
|   |                            | Check<br>Invoice : 005531                     | \$30.00<br>\$30.00               |
|   |                            | CHECK # 638949711 TOTAL:                      | <u>\$30.00</u> ✓                 |
| 10675<br>Roadhaven /inv 5520,5524/10675<br>(ONETIMECUST)<br>(ONETIMECUST)   |                            |   |                                  |
|   |                            | Check<br>Invoice : 005520<br>Invoice : 005524 | \$200.00<br>\$100.00<br>\$100.00 |
|   |                            | CHECK # 10675 TOTAL:                          | <u>\$200.00</u> ✓                |
| 5473<br>7710-J Rankin/inv 5563/5473<br>(ONETIMECUST)  |                            |   |                                  |
|   |                            | Check<br>Invoice : 005563                     | \$466.62<br>\$466.62             |
|   |                            | CHECK # 5473 TOTAL:                           | <u>\$466.62</u> ✓                |
|   |                            | DEPOSIT 2,684 TOTAL:                          | <u>\$696.62</u>                  |
| <b>DEPOSIT: 2,685      DATE: 10/31/19</b><br>65405479<br>Ninyo&Moore-M Scudder/5545<br>(ONETIMECUST)                          |                            |   |                                  |
|   |                            | Credit Card<br>Invoice : 005545               | \$20.00<br>\$20.00               |
|   |                            | CREDIT CARD # 65405479 TOTAL:                 | <u>\$20.00</u> ✓                 |
| 65480384<br>DC Dental-D Change/5550<br>(ONETIMECUST)  |                            |   |                                  |
|   |                            | Credit Card<br>Invoice : 005550               | \$20.00<br>\$20.00               |

(R)  
Oct  
in  
March

AR Payment Register (Detail)

Bank ID: Equal To D

Check No. / Payment ID      Payee Name / Customer Name      Invoice No. / Account Number      Amount Paid

BANK: D F M & O GENERAL FUND CHECKING  
 DEPOSIT: 2,685      DATE: 10/31/19

(CONTINUED)

65789456      Geico-D Dayao/5561  
 (ONETIMECUST)

CREDIT CARD # 65480384 TOTAL:      \$20.00 ✓

Credit Card      \$20.00  
 Invoice : 005561      \$20.00 ✓

CREDIT CARD # 65789456 TOTAL:      \$20.00 ✓

65985458      Doug & Carson King/5566  
 (ONETIMECUST)

Credit Card      \$65.00  
 Invoice : 005566      \$65.00 ✓

CREDIT CARD # 65985458 TOTAL:      \$65.00 ✓

DEPOSIT 2,685 TOTAL:      \$125.00

DEPOSIT: 2,686      DATE: 10/30/19  
 836466812

(ONETIMECUST)

Check      \$20.00  
 Invoice : 005572      \$20.00

CHECK # 836466812 TOTAL:      \$20.00

DEPOSIT 2,686 TOTAL:      \$20.00

DEPOSIT: 2,687      DATE: 10/31/19  
 1840

(ONETIMECUST)

Check      \$20.00  
 Invoice : 005580      \$20.00

CHECK # 1840 TOTAL:      \$20.00

DEPOSIT 2,687 TOTAL:      \$20.00

TOTAL FOR BANK ID: D      \$127,289.63

GRAND TOTAL OF ALL CHECKS:      \$126,447.08

GRAND TOTAL OF ALL CREDIT CARDS:      \$725.00

GRAND TOTAL OF ALL CASH:      \$117.55

GRAND TOTAL OF ALL EFT:      \$0.00

GRAND TOTAL OF ALL PAYMENTS:      \$127,289.63


GRAND TOTAL OF ALL ADJUSTMENTS:      \$0.00

COMBINED TOTAL:      \$127,289.63

0 • C

127,289.63 +  
 400 Fund 3,040.55 -  
 Det in transit { 20.00 -  
                   20.00 -  
                   20.00 -  
                   20.00 -  
                   24.50 +  
 Set in transit { 80.00 +  
                   1.95 +  
                   65.00 +  
                   20.00 +  
 124,360.53 \*  
 (F)

(R)  
 Det  
 in  
 transit



Control No. 338715

# Pinal County Treasurer Pending Treasurer Receipt

Treasurer's Office Use

Receipt No.:

Posted By:

Receipt Date: 10/9/2019      Cash: \$0.00      Submitted By: JenniferBurke1  
 Total Amount: \$200.00      Check: \$0.00      Department: Superstition Fire & Medical District  
                                  Wire/Direct Deposit: \$200.00  
                                  Credit Card: \$0.00

| GL         | Source  | Cost | Object | Subsid | Subled | Type | Notes                       | Amount   |
|------------|---------|------|--------|--------|--------|------|-----------------------------|----------|
| 6116421001 | 73160.0 |      |        |        |        |      | WIRED MONEY TO GENERAL FUND | \$200.00 |

P1



# Pinal County Treasurer Pending Treasurer Receipt

Control No. 339072

|                        |
|------------------------|
| Treasurer's Office Use |
| Receipt No.: _____     |
| Posted By: _____       |

Receipt Date: 10/17/2019      Cash: \$0.00      Submitted By: JenniferBurke1  
 Total Amount: \$400.00      Check: \$0.00      Department: Superstition Fire & Medical District  
                                  Wire/Direct Deposit: \$400.00  
                                  Credit Card: \$0.00

| GL         | Source  | Cost | Object | Subsid | Subled | Type | Notes                       | Amount   |
|------------|---------|------|--------|--------|--------|------|-----------------------------|----------|
| 6116421001 | 73160.0 |      |        |        |        |      | WIRED MONEY TO GENERAL FUND | \$400.00 |

**Fa**



# Pinal County Treasurer

## Pending Treasurer Receipt

Control No. 339605

Treasurer's Office Use

Receipt No.:

Posted By:

Receipt Date: 10/31/2019      Cash: \$0.00      Submitted By: JenniferBurke1  
 Total Amount: \$125.00      Check: \$0.00      Department: Superstition Fire & Medical District  
    Wire/Direct Deposit: \$125.00  
    Credit Card: \$0.00

| GL         | Source  | Cost | Object | Subsid | Subled | Type | Notes                       | Amount   |
|------------|---------|------|--------|--------|--------|------|-----------------------------|----------|
| 6116421001 | 73160.0 |      |        |        |        |      | WIRED MONEY TO GENERAL FUND | \$125.00 |

P.3



Superstition Fire & Medical District  
 GL Account Ledger - Detail By Period  
 10/1/2019 through 10/31/2019

| Batch           | Journal | Entry # | Date     | Job | Document      | Description                    | Debits        | Credits             | Balance                 |
|-----------------|---------|---------|----------|-----|---------------|--------------------------------|---------------|---------------------|-------------------------|
| 100-10-10150-10 |         |         |          |     |               | <b>PAYROLL ACCOUNT</b>         |               |                     |                         |
| 17113           | PR      | 762989  | 10/04/19 |     | 18162 - 41811 | Payroll All Freq 9/29/2019     | -             | 419,112.35          | (\$2,691,961.56)        |
| 17123           | J       | 763341  | 10/04/19 |     | JE1002        | Paydate 10.01.19 Rcls          | -             | 54,559.80           | (3,111,073.91)          |
| 17123           | J       | 763348  | 10/04/19 |     | JE1002        | Paydate 10.01.19 Rcls          | -             | 8,530.56            | (3,165,633.71)          |
| 17134           | PR      | 763657  | 10/18/19 |     | 18168 - 41988 | Payroll All Freq 10/13/2019    | -             | 370,551.12          | (3,174,164.27)          |
| 17137           | Z       | 763730  | 10/18/19 |     | JE1004        | Paydate 10.18.19 Rcls          | -             | 50,014.88           | (3,544,715.39)          |
| 17137           | Z       | 763737  | 10/18/19 |     | JE1004        | Paydate 10.18.19 Rcls          | -             | 8,530.56            | (3,594,730.27)          |
|                 |         |         |          |     |               | <b>PAYROLL ACCOUNT TOTALS:</b> | <b>\$0.00</b> | <b>\$911,299.27</b> | <b>(\$3,603,260.83)</b> |
|                 |         |         |          |     |               | <b>TOTAL OF LEDGER:</b>        | <b>\$0.00</b> | <b>\$911,299.27</b> | <b>(\$3,603,260.83)</b> |

(I)

# Commercial Checking Acct Public Funds

Account number: 4121535058 ■ October 1, 2019 - October 31, 2019 ■ Page 1 of 2



SUPERSTITION FIRE & MEDICAL DISTRICT  
 PAYROLL CLEARING ACCT  
 565 N IDAHO RD  
 APACHE JUNCTION AZ 85119-4014

### Questions?

Call your Customer Service Officer or Client Services  
**1-800-AT WELLS** (1-800-289-3557)  
 5:00 AM TO 6:00 PM Pacific Time Monday - Friday

Online: [wellsfargo.com](http://wellsfargo.com)

Write: Wells Fargo Bank, N.A. (182)  
 PO Box 63020  
 San Francisco, CA 94163

## Account summary

### Commercial Checking Acct Public Funds

100 (S)
150  
\$ 361,279.20
\$ 54,938.19

| Account number | Beginning balance | Total credits  | Total debits  | Ending balance |
|----------------|-------------------|----------------|---------------|----------------|
| 4121535058     | \$100.00          | \$1,195,514.00 | -\$779,396.61 | \$416,217.39   |

### Credits

#### Electronic deposits/bank credits

| Effective date | Posted date | Amount                | Transaction detail   |
|----------------|-------------|-----------------------|--|
|                | 10/02       | 403,332.83            | WT Seq153321 Pinal County /Org=Pinal County Treasurer Srf# Gw00000028155949 Trn#191002153321 Rfb# 6807 |
|                | 10/16       | 376,063.78            | WT Seq186522 Pinal County /Org=Pinal County Treasurer Srf# Gw00000028470982 Trn#191016186522 Rfb# 6817 |
|                | 10/30       | 416,117.39            | WT Seq158138 Pinal County /Org=Pinal County Treasurer Srf# Gw00000028789326 Trn#191030158138 Rfb# 6828 |
|                |             | <b>\$1,195,514.00</b> | <b>Total electronic deposits/bank credits</b>  |
|                |             | <b>\$1,195,514.00</b> | <b>Total credits</b>   |

### Debits

#### Electronic debits/bank debits

| Effective date | Posted date | Amount     | Transaction detail   |
|----------------|-------------|------------|--|
|                | 10/04       | 244,158.23 | ACH Origination - Superstition Fir - File 1860311208 Coid 1860311208                           |
|                | 10/04       | 44,697.91  | ACH Origination - Superstition Fir - File 1860311208 Coid 1860311208                           |
|                | 10/04       | 28,582.44  | ACH Origination - Superstition Fir - File 1860311208 Coid 1860311208                           |
|                | 10/04       | 6,098.19   | ACH Origination - Superstition Fir - File 1860311208 Coid 1860311208                           |
|                | 10/04       | 2,950.35   | ACH Origination - Superstition Fir - File 1860311208 Coid 1860311208                           |
|                | 10/04       | 10,238.17  | Healthequity Inc Healthequi 03 Oct 82581 Superstition Fire & ME                                |
|                | 10/04       | 55,536.70  | < Business to Business ACH Debit - IRS Usatxpymt 100419 220967701344421 Superstition Fire & ME |
|                | 10/04       | 11,070.84  | < Business to Business ACH Debit - AZ Dept of Rev Ccodir.Dbt xxxxx3092 Superstition Fire & ME  |



**Electronic debits/bank debits (continued)**

| Effective date | Posted date | Amount              | Transaction detail   |
|----------------|-------------|---------------------|--|
|                | 10/18       | 224,766.81          | ACH Origination - Superstition Fir - File 1860311208 Coid 1860311208                           |
|                | 10/18       | 43,851.61           | ACH Origination - Superstition Fir - File 1860311208 Coid 1860311208                           |
|                | 10/18       | 28,983.20           | ACH Origination - Superstition Fir - File 1860311208 Coid 1860311208                           |
|                | 10/18       | 6,142.19            | ACH Origination - Superstition Fir - File 1860311208 Coid 1860311208                           |
|                | 10/18       | 10,238.17           | Healthequity Inc Healthequi 17 Oct 82581 Superstition Fire & ME                                |
|                | 10/18       | 51,851.38           | < Business to Business ACH Debit - IRS Usatxpymt 101819 220969144998253 Superstition Fire & ME |
|                | 10/18       | 10,230.42           | < Business to Business ACH Debit - AZ Dept of Rev Ccodir.Dbt xxxxx3092 Superstition Fire & ME  |
|                |             | <b>\$779,396.61</b> | <b>Total electronic debits/bank debits</b>   |
|                |             | <b>\$779,396.61</b> | <b>Total debits</b>  |

< **Business to Business ACH:** if this is a business account, this transaction has a return time frame of one business day from post date. This time frame does not apply to consumer accounts.

**Daily ledger balance summary**

| Date                                | Balance    | Date               | Balance    | Date  | Balance    |
|-------------------------------------|------------|--------------------|------------|-------|------------|
| 09/30                               | 100.00     | 10/04              | 100.00     | 10/18 | 100.00     |
| 10/02                               | 403,432.83 | 10/16              | 376,163.78 | 10/30 | 416,217.39 |
| <b>Average daily ledger balance</b> |            | <b>\$77,229.93</b> |            |       |            |



ADVICE OF CHARGE

DATE ENTERED: October 30, 2019

ENTERED BY: Lori Hlavin

| SRC          | ACCOUNT #    | AMOUNT               | REASON                                   |
|--------------|--------------|----------------------|--|
| 91220        | 6-11642-1001 | \$ 249,598.78        | (E) EMPLOYEES PAYROLL DIRECT DEPOSITS    |
| 91220        | 6-11642-1001 | \$ 57,476.00         | (E) DISTRICT FEDERAL & STATE P/R TAXES   |
| 91220        | 6-11642-1001 | \$ 54,104.42         | (E) DISTRICT 457 UNION DUES, PAC, H.S.A. |
| 91220        | 6-11642-1002 | \$ 33,195.86         | (E) EMPLOYEES PAYROLL DIRECT DEPOSITS    |
| 91220        | 6-11642-1002 | \$ 13,763.26         | (E) DISTRICT FEDERAL & STATE P/R TAXES   |
| 91220        | 6-11642-1002 | \$ 7,979.07          | (E) DISTRICT 457 UNION DUES, PAC, H.S.A. |
| <b>TOTAL</b> |              | <b>\$ 416,117.39</b> |  |

*Handwritten notes:*  
 (S) 361,179.00 (circled S)  
 54,938.12 (circled 54,938.12)  
 Brackets group rows 1-3 and 4-6.

WIRE INSTRUCTIONS:

WIRE FROM Treasurer's Wells Fargo Bank Account #4121535041

TO SFMD's Wells Fargo Bank Payroll Clearing Account #4121535058

Superstition Fire & Medical District  
 Accounting Department  
 565 N. Idaho Rd.  
 Apache Junction, AZ 85219

*Lori Hlavin*  
 \_\_\_\_\_  
 Authorized Signature

FAX TO: 520-868-9007

**Superstition Fire & Medical District**

**Balance Sheet**

As of 10/31/2019

FUND: (100) General Fund

**Assets**

**Current Assets**

Fund Cash - General (M&O)  
Payroll Account  
Petty Cash - Accounting  
Due From other funds  
Total Current Assets

\$7,348,440.10  
(3,603,260.83)  
100.00  
1,307,995.00  

---

\$5,053,274.27

} \$ 3,745,279.27 (7)

**Total Assets**

\$5,053,274.27

**Liabilities and Equity**

**Current Liabilities**

Sales Tax Payable  
Disability Insurance-Voluntary Long Term  
Life Insurance - Voluntary Supplemental  
Total Current Liabilities

\$312.85  
(2,839.81)  
(2,463.24)  

---

\$(4,990.20)

**Total Liabilities**

\$(4,990.20)

**Equity**

Fund Balance - General Fund  
Current Year Profit/Loss  
Total Equity

\$2,948,224.26  
2,110,040.21  

---

5,058,264.47

**Total Liabilities and Equity**

\$5,053,274.27



Manage your account online: [www.chase.com/ink](http://www.chase.com/ink)

Customer Service: 1-800-945-2028

Mobile: Download the Chase Mobile® app today

| November 2019 |          |    |    |    |    |    |
|---------------|----------|----|----|----|----|----|
| S             | M        | T  | W  | T  | F  | S  |
| 27            | 28       | 29 | 30 | 31 |    |    |
| 3             | <b>4</b> | 5  | 6  | 7  | 8  | 9  |
| 10            | 11       | 12 | 13 | 14 | 15 | 16 |
| 17            | 18       | 19 | 20 | 21 | 22 | 23 |
| 24            | 25       | 26 | 27 | 28 | 29 | 30 |
| 1             | 2        | 3  | 4  | 5  | 6  | 7  |

New Balance  
**\$22,558.45**  
 Minimum Payment Due  
**\$225.00**  
 Payment Due Date  
**11/04/19**

**Late Payment Warning:** If we do not receive your minimum payment by the due date, you may have to pay up to a \$39 late fee.  
**Minimum Payment Warning:** Enroll in Auto-Pay and avoid missing a payment. To enroll, call the number on the back of your card or go to the web site listed above.

### ACCOUNT SUMMARY

| DATE | DESCRIPTION         | AMOUNT | BALANCE |
|------|---------------------|--------|---------|
|      | STATEMENT BALANCE   |        |         |
|      | MINIMUM PAYMENT DUE |        |         |
|      | LATE FEE            |        |         |
|      | PAYMENTS            |        |         |
|      | NEW BALANCE         |        |         |
|      | MINIMUM PAYMENT DUE |        |         |
|      | PAYMENTS            |        |         |
|      | NEW BALANCE         |        |         |

100 (U)  
 \$18,330<sup>57</sup>

VENDOR # Chadom  
 ACCOUNT # \_\_\_\_\_  
 APPROVAL DATE PAID 10/23/19  
 WARRANT # 29303

000001 FIS33339 C 1 Y 9 10 19/10/10 Page 1 of 4 06930 MA DA 28834 28310000010002883401

CHASE   
 P.O. BOX 15123  
 WILMINGTON, DE 19850-5123  
 For Undeliverable Mail Only

42463152523264810002250002255845000000002

| Statement Card Date | Statement Balance | Minimum Payment |
|---------------------|-------------------|-----------------|
|                     |                   |                 |

OCT 22 2019

28834 BEX 9 28319 C  
 ROGER WOOD  
 SUPERSTITION FIRE  
 565 N IDAHO RD  
 APACHE JUNCTION AZ 85119-4014

\$ \_\_\_\_\_ Amount Enclosed  
 Make/Mail to Chase Card Services at the address below:

CARDMEMBER SERVICE  
 PO BOX 6294  
 CAROL STREAM IL 60197-6294

500016028 15952523264815



### ACCOUNT ACTIVITY

| Date of Transaction | Merchant Name or Transaction Description | \$ Amount |
|---------------------|--|-----------|
|---------------------|--|-----------|

|       |  |           |
|-------|--|-----------|
| 09/21 | Payment ThankYou Image Check   | -283.82   |
| 09/21 | Payment ThankYou Image Check   | -8,105.88 |
| 09/21 | Payment ThankYou Image Check   | -843.29   |
| 09/16 | OFFICEMAX/DEPOT 6678 APACHE JUNCTI AZ                                      | 21.61     |
| 10/07 | PNP AZ DOR TAXFEE info@pointand MI   | 2.89      |
| 10/07 | AZ DEPT OF REVENUE TMACCONNEL@AZ AZ  | 123.01    |
|       | ROGER WOOD   |           |
|       | TRANSACTIONS THIS CYCLE (CARD 6481) \$9085.26- INCLUDING PAYMENTS RECEIVED |           |
| 09/10 | WAL-MART #1915 YUCCA VALLEY CA   | 21.68     |
| 09/10 | PANDA EXPRESS #2333 YUCCA VALLEY CA  | 33.00     |
| 09/10 | WAL-MART #1915 YUCCA VALLEY CA   | 62.35     |
| 09/09 | LAS PALMAS MEXICAN RESTAU YUCCA VALLEY CA                                  | 54.79     |
| 09/10 | BEST WESTERN JOSHUA TR YUCCA VALLEY CA                                     | 109.14    |
| 09/10 | APPLEBEES 995557099558 YUCCA VALLEY CA                                     | 73.37     |
| 09/10 | BEST WESTERN JOSHUA TR YUCCA VALLEY CA                                     | 109.14    |
| 09/10 | BEST WESTERN JOSHUA TR YUCCA VALLEY CA                                     | 109.14    |
| 09/10 | THE HOME DEPOT 6971 YUCCA VALLEY CA  | 34.76     |
| 09/10 | BEST WESTERN JOSHUA TR YUCCA VALLEY CA                                     | 109.14    |
| 09/12 | PIE FOR THE PEOPLE JOSHUA TREE CA  | 45.88     |
| 09/12 | WAL-MART #1915 YUCCA VALLEY CA   | 44.86     |
| 09/12 | JOHNS PLACE YUCCA VALLEY CA  | 49.00     |
| 09/13 | CASTANEDAS PALMS JOSHUA TREE CA  | 30.25     |
| 09/12 | MARISCOS LA PALAPA MEXICA YUCCA VALLEY CA                                  | 70.31     |
| 09/14 | WAL-MART #1915 YUCCA VALLEY CA   | 22.28     |
| 09/13 | ARCO #42446 AMPM YUCCA VALLEY CA   | 30.03     |
| 09/15 | WAL-MART #1915 YUCCA VALLEY CA   | 28.20     |
| 09/14 | IHOP #3543 YUCCA VALLEY CA   | 59.39     |
| 09/13 | PAPPY & HARRIET'S PIONEERTOWN CA   | 77.58     |
| 09/14 | PHO 85 VIETNAMESE CHINESE 760-3699566 CA                                   | 77.30     |
| 09/15 | TST* JT COUNTRY KITCHEN JOSHUA TREE CA                                     | 50.70     |
| 09/16 | BEST WESTERN JOSHUA TR YUCCA VALLEY CA                                     | 716.82    |
| 09/16 | BEST WESTERN JOSHUA TR YUCCA VALLEY CA                                     | 716.62    |
| 09/16 | BEST WESTERN JOSHUA TR YUCCA VALLEY CA                                     | 716.62    |
| 09/16 | 2 GUYS PIES 760-4185075 CA   | 55.41     |
| 09/16 | DICKEYS CA-1246 YUCCA VALLEY CA  | 64.06     |
| 09/17 | CARLAS ROUTE 62 DINER YUCCA VALLEY CA                                      | 49.30     |
| 09/16 | BEST WESTERN JOSHUA TR YUCCA VALLEY CA                                     | 716.82    |
| 09/17 | THE HOME DEPOT 6971 YUCCA VALLEY CA  | 34.76     |
| 09/18 | TST* JT COUNTRY KITCHEN JOSHUA TREE CA                                     | 55.59     |
| 09/18 | LA CASITA NUEVA MEXICAN G YUCCA VALLEY CA                                  | 74.99     |
| 09/19 | WAL-MART #1915 YUCCA VALLEY CA   | 2.13      |
| 09/18 | APPLEBEES 995557099558 YUCCA VALLEY CA                                     | 78.36     |
| 09/19 | WAL-MART #1915 YUCCA VALLEY CA   | 15.10     |
| 09/21 | LARRY MILTS WESTERN CAFE YUCCA VALLEY CA                                   | 54.82     |
| 09/19 | IHOP #3543 YUCCA VALLEY CA   | 59.37     |
| 09/20 | PIE FOR THE PEOPLE JOSHUA TREE CA  | 38.88     |
| 09/20 | TST* JT COUNTRY KITCHEN JOSHUA TREE CA                                     | 52.65     |
| 09/21 | WAL-MART #1915 YUCCA VALLEY CA   | 20.26     |
| 09/21 | DICKEYS CA-1246 YUCCA VALLEY CA  | 70.60     |
| 09/20 | STEAK N SHAKE 1903 YUCCA VALLEY CA   | 46.33     |
| 09/22 | LARRY MILTS WESTERN CAFE YUCCA VALLEY CA                                   | 66.14     |
| 09/21 | APPLEBEES 995557099558 YUCCA VALLEY CA                                     | 65.85     |
| 09/23 | TST* JT COUNTRY KITCHEN JOSHUA TREE CA                                     | 49.57     |
| 09/23 | PANDA EXPRESS #2333 YUCCA VALLEY CA  | 46.27     |
| 09/22 | MARISCOS LA PALAPA MEXICA YUCCA VALLEY CA                                  | 69.15     |
| 09/24 | GOODYS CAFE - CA THOUSAND PALM CA  | 39.22     |
| 09/23 | PAPPY & HARRIET'S PIONEERTOWN CA   | 62.50     |
| 09/17 | BEST WESTERN JOSHUA TR YUCCA VALLEY CA                                     | 893.04    |
| 09/17 | BEST WESTERN JOSHUA TR YUCCA VALLEY CA                                     | 893.04    |
| 09/17 | BEST WESTERN JOSHUA TR YUCCA VALLEY CA                                     | 893.04    |
| 09/17 | BEST WESTERN JOSHUA TR YUCCA VALLEY CA                                     | 893.04    |
|       | HOWARD LOGSDON   |           |
|       | TRANSACTIONS THIS CYCLE (CARD 6515) \$8912.22                              |           |
| 09/30 | THE EMBLEM AUTHORITY 800-4364285 NC  | 1,370.00  |

17787  
100F 17873 \*276  
100F 17873 \*11741

CA  
wildland  
2019  
BLM  
National  
Severity  
Fire

100F  
17763

17840 1,370.00 100F



# ACCOUNT ACTIVITY (CONTINUED)

| Date of Transaction | Merchant Name or Transaction Description                         |                     | \$ Amount |                    |
|---------------------|--|---------------------|-----------|--------------------|
|                     | MIKE FARBER<br>TRANSACTIONS THIS CYCLE (CARD 6523) \$1370.00     |                     |           |                    |
| 10/01               | Amazon.com*IK66D8Q03 Amzn.com/bill WA                            | 17827               | 562.58    | 100F               |
|                     | JEFF CRANMER<br>TRANSACTIONS THIS CYCLE (CARD 6549) \$562.58     |                     |           |                    |
| 09/10               | CHEVRON 0091926 JANESVILLE CA                                    |                     | 95.18     |                    |
| 09/18               | CHEVRON 0303764 APACHE JUNCTI AZ                                 | 100F                | 41.88     |                    |
| 09/17               | JERSEY MIKES 17019 SPARKS NV                                     |                     | 19.86     |                    |
| 09/18               | CHEVRON 0370676 WHITE HILLS AZ                                   |                     | 85.40     |                    |
| 09/17               | SHELL OIL 64611220136 SPARKS NV                                  | 17807               | 67.45     |                    |
| 09/18               | HOOVER DAM LDG FRNT DK2 BOULDER CITY NV                          |                     | 101.84    |                    |
|                     | BILL TAVARES<br>TRANSACTIONS THIS CYCLE (CARD 6556) \$411.51     |                     |           |                    |
| 09/25               | FIREHOUSE SUBS #638 MESA AZ                                      | 17831               | 147.64    | 100F               |
|                     | RICHARD MOONEY<br>TRANSACTIONS THIS CYCLE (CARD 6572) \$147.64   |                     |           |                    |
| 09/26               | Arizona Fire Chiefs Assoc 623-581-8596 AZ                        | 17837               | 425.00    | 100F               |
| 09/26               | Arizona Fire Chiefs Assoc 623-581-8596 AZ                        | 17837               | 425.00    | 100F               |
| 09/30               | Arizona Fire Chiefs Assoc 623-581-8596 AZ                        | 17848               | 425.00    | 100F               |
| 10/03               | Arizona Fire Chiefs Assoc 623-581-8596 AZ                        | 17871               | 425.00    | 100F               |
|                     | KELLY BARTZ<br>TRANSACTIONS THIS CYCLE (CARD 6598) \$1700.00     |                     |           |                    |
| 09/11               | LYNDA.COM, INC. 888-3358632 CA                                   | 17783               | 375.00    | 100F               |
|                     | DANIEL MCKINNEY<br>TRANSACTIONS THIS CYCLE (CARD 6614) \$375.00  |                     |           |                    |
| 09/18               | DNH*GODADDY.COM 480-5058855 AZ                                   | 100F 17930 \$7190   | 107.88    | 150F 17931 \$3596  |
| 09/19               | FREDPRYOR CAREERTRACK 800-5663012 KS                             | 17813               | 199.00    | 100F               |
| 09/24               | FRY'S 0665 APACHE, JUNCTI AZ                                     | 17826               | 20.54     | 100F               |
| 09/24               | GOLD CANYON GOLF RESORT 4809829090 AZ                            | 100F 17932 \$7436   | 111.54    | 150F 17933 \$3719  |
| 09/24               | GOLD CANYON GOLF RESORT 4809829090 AZ                            | 100F 17932 \$7436   | 111.54    | 150F 17933 \$3719  |
| 09/24               | GOLD CANYON GOLF RESORT 4809829090 AZ                            | 100F 17932 \$7436   | 111.54    | 150F 17933 \$3719  |
| 10/01               | DNH*GODADDY.COM 480-5058855 AZ                                   | 100F 17930 \$438.31 | 657.47    | 150F 17931 \$2194  |
| 10/03               | DNH*GODADDY.COM 480-5058855 AZ                                   | 100F 17930 \$133.53 | 199.99    | 150 17931 \$62.46  |
|                     | ANNA BUTEL<br>TRANSACTIONS THIS CYCLE (CARD 6655) \$1519.50      |                     |           |                    |
| 09/12               | ARIZONA AMBULANCE ASSOCI 480-567-4108 AZ                         | 17796               | 200.00    | 150F               |
| 09/14               | SHERATON GRAND AT WILD HP CHANDLER AZ                            | 17796               | 194.54    | 150F               |
|                     | BILLY WARREN<br>TRANSACTIONS THIS CYCLE (CARD 6663) \$394.54     |                     |           |                    |
| 09/10               | SQ *WEATHER SHACK? Mesa AZ                                       | 100F 17827 \$2826   | 56.53     | 150F 17884 \$2827  |
| 09/11               | AMZN Mktp US*7S4HU6M43 Amzn.com/bill WA                          | 17827               | 96.87     | 100F               |
| 09/11               | FEDEX 489890883 MEMPHIS TN                                       | 17827               | 15.14     | 100F               |
| 09/11               | BIG O TIRES #4237 APACHE JUNCTI AZ                               | 17827               | 13.15     | 150F               |
| 09/12               | TRUCK PRO PHOENIX AZ   | 17827               | 289.96    | 100F               |
| 09/12               | Amazon.com*XA8S53XS3 Amzn.com/bill WA                            | 100F 17827 \$56.98  | 113.97    | 150F 17884 \$56.98 |
| 09/15               | Amazon.com*M14JC6CS3 Amzn.com/bill WA                            | 17827               | 226.80    | 100F               |
| 09/15               | AMZN Mktp US*AK95033L3 Amzn.com/bill WA                          | 100F 17827 \$8.05   | 48.30     | 150F 17884 \$40.25 |
| 09/18               | AMZN Mktp US*QY5Z92TX3 Amzn.com/bill WA                          | 17827               | 131.00    | 100F               |
| 09/19               | SELECT TECH 931-6848964 TN                                       | 17827               | 523.77    | 100F               |
| 09/20               | ROUGH COUNTRY.COM ROUGH COUNTRY, TN                              | 17827               | 1,279.70  | 100F               |
| 09/25               | Amazon.com*XG66A57F3 Amzn.com/bill WA                            | 17827               | 35.04     | 100F               |
| 09/30               | AMZN Mktp US*UD3K57YJ3 Amzn.com/bill WA                          | 17827               | 59.98     | 100F               |
| 10/01               | FEDEX 491999904 MEMPHIS TN                                       | 17827               | 15.99     | 100F               |
| 10/03               | AMZN Mktp US*WN9MY9M63 Amzn.com/bill WA                          | 17827               | 183.40    | 100F               |
| 10/04               | AMZN Mktp US*CN4A214N3 Amzn.com/bill WA                          | 17827               | 93.71     | 100F               |
| 10/06               | AMZN Mktp US*VK8SP08R3 Amzn.com/bill WA                          | 17827               | 56.92     | 100F               |
| 10/08               | AMZN Mktp US*6Y1QE9WQ3 Amzn.com/bill WA                          | 100F 17827 \$63.09  | 126.17    | 150F 17884 \$63.08 |
| 10/08               | FEDEX 492708440 MEMPHIS TN                                       | 17827               | 15.99     | 100F               |
|                     | VAUGHRN CROSHAW<br>TRANSACTIONS THIS CYCLE (CARD 6687) \$3382.39 |                     |           |                    |
| 09/12               | NFPA NATL FIRE PROTECT 800-344-3555 MA                           | 17772               | 111.20    | 100F               |
| 09/18               | ONE BEAT CPR LEARNING DAVIE FL                                   | 17811               | 2,690.00  | 400F               |
| 09/18               | POSITIVE PROMOTIONS 800-6352666 NY                               | 17812               | 162.95    | 100F               |
| 09/24               | IN *AZ FIRE AND BURN EDUC 623-8827363 AZ                         | 17816               | 35.00     | 100F               |

CA wildland  
Walker  
Fire



### ACCOUNT ACTIVITY (CONTINUED)

| Date of Transaction | Merchant Name or Transaction Description      |       | \$ Amount   |
|---------------------|---|-------|-------------|
| 09/24               | FOREMOST MEDICAL EQUIP 585-586-4860 NY        | 17818 | 515.70 400F |
| 10/09               | FRY'S 0665 APACHE JUNCTI AZ                   | 17909 | 87.87 100F  |
|                     | TINA GEROLA                                   |       |             |
|                     | TRANSACTIONS THIS CYCLE (CARD 6473) \$3602.72 |       |             |
| 09/24               | FRONTIER ACE HARDWARE APACHE JUNCTI AZ        | 17824 | 32.86 100F  |
|                     | MARK GOMEZ                                    |       |             |
|                     | TRANSACTIONS THIS CYCLE (CARD 5114) \$32.86   |       |             |

| 2019 Totals Year-to-Date       |        |
|--------------------------------|--------|
| Total fees charged in 2019     | \$8.91 |
| Total interest charged in 2019 | \$0.00 |

Year-to-date totals do not reflect any fee or interest refunds you may have received.

### INTEREST CHARGES

Your Annual Percentage Rate (APR) is the annual interest rate on your account.

| Balance Type             | Annual Percentage Rate (APR) | Balance Subject To Interest Rate | Interest Charges |
|--------------------------|------------------------------|----------------------------------|------------------|
| <b>PURCHASES</b>         |                              |                                  |                  |
| Purchases                | 11.99%(v)(d)                 | - 0 -                            | - 0 -            |
| <b>CASH ADVANCES</b>     |                              |                                  |                  |
| Cash Advances            | 20.99%(v)(d)                 | - 0 -                            | - 0 -            |
| <b>BALANCE TRANSFERS</b> |                              |                                  |                  |
| Balance Transfer         | 11.99%(v)(d)                 | - 0 -                            | - 0 -            |

30 Days in Billing Period

(v) = Variable Rate  
(d) = Daily Balance Method (including new transactions)  
(a) = Average Daily Balance Method (including new transactions)

Please see Information About Your Account section for the Calculation of Balance Subject to Interest Rate, Annual Renewal Notice, How to Avoid Interest on Purchases, and other important information, as applicable.

# Superstition Fire & Medical District Monthly Pinal County Treasurer's Bank Account Reconciliation

## 150 General Fund

### Reconciliation References:

- A Beginning bank balance
- B Interest Income
- C Current month's deposits
- D Current month's Revenue transfer
- E Current month's Accounts Payable disbursements
- F Current month's Payroll disbursements
- G Current month's bank ending balance
- H Accounts Payable checks outstanding at month-end
- I Payroll checks outstanding at month-end
- J Payroll clearing account balance at month-end
- K Electronic / ACH clearing bank account balance at month-end
- L Lockbox bank account balance at month-end
- M Cash Balance per G/L Balance Sheet
- N Chase MasterCard credit card payment – warrant #1130003421 (paid 10/23/19)



**Superstition Fire & Medical District  
Ground Transport (Fund 150) Cash Reconciliation  
Fiscal Year 2019 - 2020  
10/31/2019**



|  | Deposits<br>(Cash Receipts)                       | Cash<br>Disbursements | Book<br>Balance                   |
|--|---|-----------------------|-----------------------------------|
| Book Balance as of: 10/1/2019            |   |                       | \$241,432.73 (A)                  |
| <u>Activity During the Month</u>         |   |                       |                                   |
| Journal Entries:                         |   |                       |                                   |
| Interest Income (Expense):               | 239.82  |                       | 239.82 (B)                        |
| Deposits                                 | 253,649.08  |                       | 253,649.08 (C)                    |
| Revenue Transfer                         | 6,935.33  |                       | 6,935.33 (D)                      |
| Cash Disbursements                       |   |                       |                                   |
| A) Accounts Payable                      |   | (144,410.97)          | (144,410.97) (E)                  |
| B) Payroll Account                       |   | (121,203.48)          | (121,203.48) (F)                  |
| C) Transfer In / Out                     |   |                       | -                                 |
|  | <u>\$260,824.23</u>                               | <u>(265,614.45)</u>   | <u>\$236,642.51</u>               |
| <u>Pinal County Bank Balance</u>         |   |                       |                                   |
| Ending Bank Balance as of: 10/31/2019    | Balance from YTD Column                           |                       | \$ 205,571.90 (G)                 |
| Less: Outstanding Warrants               | Check #   |                       |                                   |
|  | A/P   | (40,248.32)           | (40,248.32) (H)                   |
|  | Payroll   | (132.00)              | (132.00) (I)                      |
| Plus:                                    |   |                       | -                                 |
|  |   |                       | \$ 165,191.58                     |
|  | Cash Balance in Payroll Clearing Account          |                       | \$ 54,938.19 (J)                  |
|  | Cash Balance in Electronic / ACH Clearing Account |                       | \$ 3.86 (K)                       |
|  | Cash Balance in LockBox                           |                       | \$ 695.79 (L)                     |
|  |   |                       | \$ 220,829.42                     |
| Prepared by: <u>[Signature]</u> 11/4/19  |   |                       | Balance per B/S \$ 220,829.42 (M) |
| Reviewed by: <u>[Signature]</u> 11/12/19 |   |                       | Difference \$ -                   |



Pinal County Treasurer

Monthly Statement

Date Range: 10/1/2019 to 10/31/2019

| Account           | Period  | YTD          |                       |             |
|-------------------|---|--------------|-----------------------|-------------|
| <b>6116421002</b> | <b>Superstition FMD Ground Transport Fund</b> |              |                       |             |
| Begin Balance:    | (A) 241,432.73                                | 186,699.32   |                       |             |
| Income:           | 260,824.23                                    | 961,842.24   |                       |             |
| LOC Advance:      | .00   | .00          |                       |             |
| Expense:          | (296,685.06)                                  | (942,969.66) | LOC:                  | .00         |
| LOC Payments:     | .00   | .00          | Warrants Outstanding: | (40,380.32) |
| Cash Balance:     | (G) 205,571.90                                | 205,571.90   | End:                  | 165,191.58  |

Monthly Statement Summary

| Source Code       | Description                                   | MTDAmount                 | YTDAmount         |
|-------------------|---|---------------------------|-------------------|
| <b>6116421002</b> | <b>Superstition FMD Ground Transport Fund</b> | <b>Beginning Balance:</b> | <b>241,432.73</b> |
|                   |   |                           | <b>186,699.32</b> |
| 21100.40          | Wells Fargo Bank Investment Interest          | .78                       | 5.95              |
| 21100.41          | Wells Fargo Repo Investment Interest          | 14.54                     | 225.85            |
| 21100.43          | Wells Fargo Trust Investment Interest         | 2.58                      | 14.63             |
| 21100.46          | Wells Fargo Investment Investment Interest    | 82.27                     | 190.75            |
| 21100.55          | Multi-Bank Securities Investment Interest     | 18.68                     | 158.68            |
| 21100.70          | Vining Sparks Investment Interest             | 101.08                    | 579.08            |
| 21100.80          | Stifel Nicolaus & Company Investment Interest | 19.89                     | 149.74            |
| 73160.0           | Deposits                                      | 253,649.08                | 953,582.23        |
| 73750.0           | Revenue Transfer                              | 6,935.33                  | 6,935.33          |
| 90930.0           | Warrants Redeemed                             | (144,410.97)              | (482,311.80)      |
| 91220.0           | Disbursed by County Treasurer                 | (152,274.09)              | (460,657.86)      |
|                   | <b>Ending Balance:</b>                        | <b>205,571.90</b>         | <b>205,571.90</b> |

Monthly Statement Detail

| Date   | Notes               | Doc # | Amount                               | C/D |
|--|---------------------|-------|--------------------------------------|-----|
| <b>6116421002 Superstition FMD Ground Transport Fund</b> |                     |       | <b>Beginning Balance: 241,432.73</b> |     |
| 21100.40 Wells Fargo Bank Investment Interest            |                     |       | Source Code Total: .78               |     |
| 10/01  | Investment Interest | 0     | .78                                  | C   |
| 21100.41 Wells Fargo Repo Investment Interest            |                     |       | Source Code Total: 14.54             |     |
| 10/01  | Investment Interest | 0     | 14.54                                | C   |
| 21100.43 Wells Fargo Trust Investment Interest           |                     |       | Source Code Total: 2.58              |     |
| 10/02  | Investment Interest | 0     | 2.54                                 | C   |
| 10/14  | Investment Interest | 0     | .04                                  | C   |
| 21100.46 Wells Fargo Investment Investment Interest      |                     |       | Source Code Total: 82.27             |     |
| 10/22  | Investment Interest | 0     | 2.91                                 | C   |
| 10/28  | Investment Interest | 0     | 22.75                                | C   |
| 10/28  | Investment Interest | 0     | 16.20                                | C   |
| 10/28  | Investment Interest | 0     | 17.85                                | C   |
| 10/30  | Investment Interest | 0     | 22.56                                | C   |
| 21100.55 Multi-Bank Securities Investment Interest       |                     |       | Source Code Total: 18.68             |     |
| 10/09  | Investment Interest | 0     | 17.19                                | C   |
| 10/16  | Investment Interest | 0     | 1.49                                 | C   |
| 21100.70 Vining Sparks Investment Interest               |                     |       | Source Code Total: 101.08            |     |
| 10/01  | Investment Interest | 0     | 8.96                                 | C   |
| 10/11  | Investment Interest | 0     | 14.64                                | C   |
| 10/17  | Investment Interest | 0     | 15.64                                | C   |
| 10/22  | Investment Interest | 0     | 12.62                                | C   |
| 10/28  | Investment Interest | 0     | 25.97                                | C   |
| 10/30  | Investment Interest | 0     | 23.25                                | C   |
| 21100.80 Stifel Nicolaus & Company Investment Interest   |                     |       | Source Code Total: 19.89             |     |
| 10/30  | Investment Interest | 0     | 19.89                                | C   |
| 73160.0 Deposits   |                     |       | Source Code Total: 253,649.08        |     |



Pinal County Treasurer

Monthly Statement

Date Range: 10/1/2019 to 10/31/2019

|   |  |   |                                   |     |
|---|--|---|-----------------------------------|-----|
| 10/09   | 150.20.62140.20 McNeil&Co/inv 5503/ck 112134   | 0 | 280.48                            | C ✓ |
| 10/09   | WIRED MONEY TO GROUND TRANSPORT FUND           | 0 | 56,390.00                         | C ✓ |
| 10/16   | 150.10.42180.10 Prof Credit/inv 5549/ck 114771 | 0 | 2,478.60                          | C ✓ |
| 10/17   | WIRED MONEY TO GROUND TRANSPORT FUND           | 0 | 76,450.00                         | C ✓ |
| 10/31   | WIRED MONEY TO GROUND TRANSPORT FUND           | 0 | 118,050.00                        | C ✓ |
| 73750.0 Revenue Transfer                          |  |   | Source Code Total: 6,935.33       |     |
| 10/03   | US Digital G2 Upgrade Correction               | 0 | 6,935.33                          | C   |
| 90930.0 Warrants Redeemed                         |  |   | Source Code Total: (144,410.97)   |     |
| 10/01   | Paid Warrants                                  | 0 | (14,483.26)                       | D   |
| 10/02   | Paid Warrants                                  | 0 | (3,144.00)                        | D   |
| 10/03   | Paid Warrants                                  | 0 | (1,938.78)                        | D   |
| 10/04   | Paid Warrants                                  | 0 | (1,044.34)                        | D   |
| 10/09   | Paid Warrants                                  | 0 | (12,643.44)                       | D   |
| 10/10   | Paid Warrants                                  | 0 | (45.69)                           | D   |
| 10/11   | Paid Warrants                                  | 0 | (125.00)                          | D   |
| 10/14   | Paid Warrants                                  | 0 | (2,800.84)                        | D   |
| 10/16   | Paid Warrants                                  | 0 | (17,100.39)                       | D   |
| 10/17   | Paid Warrants                                  | 0 | (9,742.24)                        | D   |
| 10/18   | Paid Warrants                                  | 0 | (13,763.08)                       | D   |
| 10/21   | Paid Warrants                                  | 0 | (12,648.18)                       | D   |
| 10/22   | Paid Warrants                                  | 0 | (26,541.52)                       | D   |
| 10/23   | Paid Warrants                                  | 0 | (3,347.58)                        | D   |
| 10/24   | Paid Warrants                                  | 0 | (2,435.82)                        | D   |
| 10/25   | Paid Warrants                                  | 0 | (438.50)                          | D   |
| 10/29   | Paid Warrants                                  | 0 | (3,148.74)                        | D   |
| 10/30   | Paid Warrants                                  | 0 | (15,946.78)                       | D   |
| 10/31   | Paid Warrants                                  | 0 | (3,072.79)                        | D   |
| 91220.0 Disbursed by County Treasurer             |  |   | Source Code Total: (152,274.09)   |     |
| 10/02   | Ambulatory Employees Payroll Direct Deposit    | 0 | (28,582.44)                       | D   |
| 10/02   | District Federal & State P/R Taxes             | 0 | (12,047.74)                       | D   |
| 10/02   | District 457, union dues, pac                  | 0 | (7,805.80)                        | D   |
| 10/16   | Ambulatory Employees Payroll Direct Deposit    | 0 | (28,983.20)                       | D   |
| 10/16   | District Federal & State P/R Taxes             | 0 | (12,066.92)                       | D   |
| 10/16   | District 457, union dues, pac                  | 0 | (7,849.80)                        | D   |
| 10/30   | Ambulatory Emp Payroll Direct Deposit          | 0 | (33,195.86)                       | D   |
| 10/30   | District Federal & State P/R Taxes             | 0 | (13,763.26)                       | D   |
| 10/30   | District 457, union dues, pac                  | 0 | (7,979.07)                        | D   |
| 6116421002 Superstition FMD Ground Transport Fund |  |   | <b>Ending Balance: 205,571.90</b> |     |

**Warrant Detail**

| Payee Name   | Warrant    | Amount   | Issue Dt | Status Dt | Voucher                     |
|--|------------|----------|----------|-----------|-----------------------------|
| <b>6116421002 Superstition FMD Ground Transport Fund</b> |            |          |          |           | Account Total: 184,791.29   |
| Fund: 1130   |            |          |          |           | Fund Total: 160,791.71      |
| Status: OUTS   |            |          |          |           | Status Total: 40,248.32 (H) |
| PAMELA E VAN WINKLE                                      | 1130002771 | 97.57    | 02/13/19 | 02/13/19  |                             |
| JACQUELYN CARRIGAN                                       | 1130002849 | 77.03    | 03/20/19 | 03/20/19  |                             |
| SUZETTE PULVIRENTI                                       | 1130002912 | 5.00     | 04/10/19 | 04/10/19  |                             |
| DANE VILLALOBOS  | 1130002923 | 83.79    | 04/10/19 | 04/10/19  |                             |
| BRIGHT HEALTH COMPANY                                    | 1130003017 | 156.14   | 05/15/19 | 05/15/19  |                             |
| MYRA L WOLFF   | 1130003233 | 103.61   | 08/07/19 | 08/07/19  |                             |
| WADE E GRAFF   | 1130003316 | 75.85    | 09/11/19 | 09/11/19  |                             |
| MAUREEN BELLMAN  | 1130003317 | 16.05    | 09/11/19 | 09/11/19  |                             |
| STANDARD INSURANCE COMPANY                               | 1130003327 | 794.24   | 09/11/19 | 09/11/19  |                             |
| APACHE JUNCTION UNIFIED                                  | 1130003392 | 2,360.05 | 10/16/19 | 10/16/19  |                             |
| ARIZONA PHYSICIANS IPA INC                               | 1130003405 | 7.88     | 10/16/19 | 10/16/19  |                             |
| MERCY CARE   | 1130003406 | 385.85   | 10/16/19 | 10/16/19  |                             |
| ARIZONA PHYSICIANS IPA INC                               | 1130003407 | 101.49   | 10/16/19 | 10/16/19  |                             |



Pinal County Treasurer

Monthly Statement

Date Range: 10/1/2019 to 10/31/2019

|                                |            |           |          |                          |
|--------------------------------|------------|-----------|----------|--------------------------|
| ARIZONA AMBULANCE ASSOC.       | 1130003415 | 780.00    | 10/23/19 | 10/23/19                 |
| PROPHET NETWORK INTEGRATION,IN | 1130003430 | 469.69    | 10/23/19 | 10/23/19                 |
| TOSHIBA BUSINESS SOLUTIONS,INC | 1130003432 | 60.41     | 10/23/19 | 10/23/19                 |
| WEST DIRECT OIL, LLC           | 1130003437 | 2,274.09  | 10/23/19 | 10/23/19                 |
| AMERIGAS PROPANE LP            | 1130003438 | 1,205.05  | 10/30/19 | 10/30/19                 |
| WATER UTILITIES COMM FD DBA    | 1130003439 | 33.88     | 10/30/19 | 10/30/19                 |
| ARIZONA WATER COMPANY, INC.    | 1130003440 | 95.37     | 10/30/19 | 10/30/19                 |
| AT&T CORP                      | 1130003441 | 409.32    | 10/30/19 | 10/30/19                 |
| AZ DEPT OF HEALTH SERVICES     | 1130003442 | 250.00    | 10/30/19 | 10/30/19                 |
| BPCWS, PLLC                    | 1130003443 | 349.25    | 10/30/19 | 10/30/19                 |
| CITY OF MESA                   | 1130003444 | 11,055.64 | 10/30/19 | 10/30/19                 |
| GINCO PLUMBING LLC             | 1130003445 | 87.50     | 10/30/19 | 10/30/19                 |
| ADVANCED DATA PROCESSING, INC  | 1130003446 | 11,415.16 | 10/30/19 | 10/30/19                 |
| ARNOLD, KYLE, DBA              | 1130003447 | 1,077.50  | 10/30/19 | 10/30/19                 |
| STANDARD INSURANCE COMPANY     | 1130003448 | 764.65    | 10/30/19 | 10/30/19                 |
| MATLICK ENTERPRISES INC DBA    | 1130003449 | 5,048.78  | 10/30/19 | 10/30/19                 |
| WAXIE'S ENTERPRISES, INC       | 1130003450 | 607.48    | 10/30/19 | 10/30/19                 |
| Status: PAID                   |            |           |          | Status Total: 120,543.39 |
| MARGARET CRANE                 | 1130003099 | 91.23     | 06/12/19 | 10/24/19                 |
| APACHE JUNCTION UNIFIED        | 1130003194 | 1,017.13  | 07/17/19 | 10/22/19                 |
| APACHE JUNCTION UNIFIED        | 1130003277 | 2,827.57  | 08/28/19 | 10/22/19                 |
| GALLOWAY ASSET MANAGEMENT, LLC | 1130003283 | 200.00    | 08/28/19 | 10/01/19                 |
| ARIZONAWATERCONDITIONING DBA   | 1130003291 | 145.91    | 09/04/19 | 10/02/19                 |
| AZ DEPT OF HEALTH SERVICES     | 1130003293 | 250.00    | 09/04/19 | 10/16/19                 |
| RIGHT AWAY DISPOSAL, LLC       | 1130003325 | 100.82    | 09/11/19 | 10/02/19                 |
| APACHE JUNCTION UNIFIED        | 1130003330 | 2,849.13  | 09/18/19 | 10/22/19                 |
| GINCO PLUMBING LLC             | 1130003340 | 586.79    | 09/18/19 | 10/01/19                 |
| PHOENIX TECHNOLOGY SOLUTIONS   | 1130003344 | 33.00     | 09/18/19 | 10/02/19                 |
| AA COOLING AND HEATING LLC     | 1130003349 | 810.00    | 09/25/19 | 10/03/19                 |
| AETNA BEHAVIORAL HEALTH, LLC   | 1130003350 | 230.40    | 09/25/19 | 10/02/19                 |
| WATER UTILITIES COMM FD DBA    | 1130003351 | 39.83     | 09/25/19 | 10/03/19                 |
| ARIZONA WATER COMPANY, INC.    | 1130003352 | 24.79     | 09/25/19 | 10/04/19                 |
| CTS                            | 1130003353 | 836.66    | 09/25/19 | 10/09/19                 |
| CYMA SYSTEMS INC               | 1130003354 | 2,352.10  | 09/25/19 | 10/02/19                 |
| DELTA DENTAL OF ARIZONA        | 1130003355 | 1,019.55  | 09/25/19 | 10/04/19                 |
| DELTA DENTAL INSURANCE COMPANY | 1130003356 | 31.77     | 09/25/19 | 10/02/19                 |
| ELLIOTT AUTO SUPPLY CO, INC.   | 1130003357 | 328.30    | 09/25/19 | 10/03/19                 |
| FIRST CHOICE AUTO GLASS, INC.  | 1130003358 | 280.48    | 09/25/19 | 10/09/19                 |
| STANDARD INSURANCE COMPANY     | 1130003359 | 760.65    | 09/25/19 | 10/03/19                 |
| TOSHIBA BUSINESS SOLUTIONS,INC | 1130003360 | 196.42    | 09/25/19 | 10/22/19                 |
| UNITED HEALTHCARE INSURANCE CO | 1130003361 | 13,525.04 | 09/25/19 | 10/01/19                 |
| UNITED STATES POSTAL SERVICE   | 1130003362 | 250.00    | 09/25/19 | 10/02/19                 |
| VISION SERVICE PLAN            | 1130003363 | 171.43    | 09/25/19 | 10/01/19                 |
| AA COOLING AND HEATING LLC     | 1130003364 | 206.67    | 10/09/19 | 10/16/19                 |
| ARIZONA WATER COMPANY, INC.    | 1130003365 | 97.47     | 10/09/19 | 10/21/19                 |
| ARIZONAWATERCONDITIONING DBA   | 1130003366 | 145.91    | 10/09/19 | 10/17/19                 |
| AZ DEPT OF HEALTH SERVICES     | 1130003367 | 250.00    | 10/09/19 | 10/29/19                 |
| BANNER OCCUPATIONAL HEALTH     | 1130003368 | 130.00    | 10/09/19 | 10/16/19                 |
| BOUND TREE MEDICAL LLC         | 1130003369 | 10,761.23 | 10/09/19 | 10/16/19                 |
| BUD'S BULK ICE SERVICE, INC    | 1130003370 | 520.75    | 10/09/19 | 10/21/19                 |
| CITY OF MESA                   | 1130003371 | 13,662.26 | 10/09/19 | 10/18/19                 |
| ST HELEN AUTO & HARDWARE, INC. | 1130003372 | 146.77    | 10/09/19 | 10/17/19                 |
| GALLOWAY ASSET MANAGEMENT, LLC | 1130003373 | 237.50    | 10/09/19 | 10/25/19                 |
| WEX BANK DBA                   | 1130003374 | 790.41    | 10/09/19 | 10/17/19                 |
| PROFESSIONAL SALES & SERVICE   | 1130003375 | 524.91    | 10/09/19 | 10/24/19                 |
| ADVANCED DATA PROCESSING, INC  | 1130003376 | 12,029.96 | 10/09/19 | 10/21/19                 |
| LIQUIDSPRING, LLC              | 1130003377 | 1,798.94  | 10/09/19 | 10/17/19                 |
| MEDIACOM                       | 1130003378 | 2,459.16  | 10/09/19 | 10/14/19                 |
| MEDIACOM                       | 1130003379 | 161.72    | 10/09/19 | 10/14/19                 |
| NAPA AUTO PARTS                | 1130003380 | 393.21    | 10/09/19 | 10/16/19                 |
| PITNEY BOWES                   | 1130003381 | 46.84     | 10/09/19 | 10/22/19                 |
| RIGHT AWAY DISPOSAL, LLC       | 1130003382 | 100.82    | 10/09/19 | 10/18/19                 |





Pinal County Treasurer

Monthly Statement

Date Range: 10/1/2019 to 10/31/2019

|                                    |            |           |          |                                 |
|------------------------------------|------------|-----------|----------|---------------------------------|
| SALT RIVER PROJECT                 | 1130003383 | 2,397.90  | 10/09/19 | 10/17/19                        |
| GARY A. SMITH, MD, PLLC            | 1130003384 | 3,750.00  | 10/09/19 | 10/17/19                        |
| SOUTHWEST GAS CORPORATION          | 1130003385 | 40.40     | 10/09/19 | 10/17/19                        |
| SUPERSTITION MOUNTAINS CFD #1      | 1130003386 | 128.70    | 10/09/19 | 10/17/19                        |
| SUPERSTITION SAFETY SERV, LLC      | 1130003387 | 190.98    | 10/09/19 | 10/17/19                        |
| TELEFLEX LLC                       | 1130003388 | 4,798.30  | 10/09/19 | 10/16/19                        |
| MATLICK ENTERPRISES INC DBA        | 1130003389 | 352.23    | 10/09/19 | 10/17/19                        |
| WAXIE'S ENTERPRISES, INC           | 1130003390 | 560.98    | 10/09/19 | 10/16/19                        |
| AFLAC                              | 1130003391 | 350.64    | 10/16/19 | 10/29/19                        |
| APACHE OXY-MED INC DBA             | 1130003393 | 168.00    | 10/16/19 | 10/25/19                        |
| ARIZONA WATER COMPANY, INC.        | 1130003394 | 83.69     | 10/16/19 | 10/24/19                        |
| AVID LOCKSMITH, LLC                | 1130003395 | 115.54    | 10/16/19 | 10/29/19                        |
| BOUND TREE MEDICAL LLC             | 1130003396 | 7,771.53  | 10/16/19 | 10/22/19                        |
| CITY OF MESA                       | 1130003397 | 159.00    | 10/16/19 | 10/30/19                        |
| GINCO PLUMBING LLC                 | 1130003398 | 58.34     | 10/16/19 | 10/23/19                        |
| PROFESSIONAL SALES & SERVICE       | 1130003399 | 781.15    | 10/16/19 | 10/24/19                        |
| KANSAS STATE BANK OF MANHATTAN     | 1130003400 | 79.20     | 10/16/19 | 10/24/19                        |
| MEDLINE INDUSTRIES, INC.           | 1130003401 | 815.64    | 10/16/19 | 10/24/19                        |
| GAIL P CONWAY LIVING TRUST         | 1130003402 | 1,287.65  | 10/16/19 | 10/23/19                        |
| STEVE WHEELER                      | 1130003403 | 150.41    | 10/16/19 | 10/22/19                        |
| MARILYN E BASTIAN                  | 1130003404 | 489.37    | 10/16/19 | 10/23/19                        |
| PINAL COUNTY RECORDER'S OFFICE     | 1130003408 | 60.00     | 10/16/19 | 10/24/19                        |
| CADWELL IRREVOCABLE TRUST III      | 1130003409 | 137.59    | 10/16/19 | 10/23/19                        |
| PHOENIX TECHNOLOGY SOLUTIONS       | 1130003410 | 33.00     | 10/16/19 | 10/25/19                        |
| RAY'S PRINTING, INC.               | 1130003411 | 143.94    | 10/16/19 | 10/23/19                        |
| SUPERSTITION SAFETY SERV, LLC      | 1130003412 | 328.76    | 10/16/19 | 10/23/19                        |
| UNIFIRST CORPORATION               | 1130003413 | 593.79    | 10/16/19 | 10/23/19                        |
| AETNA BEHAVIORAL HEALTH, LLC       | 1130003414 | 230.40    | 10/23/19 | 10/30/19                        |
| WATER UTILITIES COMM FD DBA        | 1130003416 | 79.89     | 10/23/19 | 10/31/19                        |
| ARIZONA WATER COMPANY, INC.        | 1130003417 | 79.45     | 10/23/19 | 10/31/19                        |
| BANNER GOLDFIELD MEDICAL CEN       | 1130003418 | 642.90    | 10/23/19 | 10/29/19                        |
| BANNER GATEWAY MEDICAL CENTER      | 1130003419 | 1.60      | 10/23/19 | 10/29/19                        |
| BANNER BAYWOOD MEDICAL CENTER      | 1130003420 | 209.00    | 10/23/19 | 10/29/19                        |
| CHASE                              | 1130003421 | 1,022.18  | 10/23/19 | 10/29/19                        |
| CITY OF APACHE JUNCTION            | 1130003422 | 1,633.72  | 10/23/19 | 10/31/19                        |
| CITY OF MESA                       | 1130003423 | 475.00    | 10/23/19 | 10/30/19                        |
| DELTA DENTAL OF ARIZONA            | 1130003424 | 1,050.64  | 10/23/19 | 10/31/19                        |
| DELTA DENTAL INSURANCE COMPANY     | 1130003425 | 80.37     | 10/23/19 | 10/30/19                        |
| ROBERT E DEBOW JR. CONST. INC.     | 1130003426 | 209.58    | 10/23/19 | 10/30/19                        |
| BANNER DESERT MEDICAL CENTER       | 1130003427 | 10.20     | 10/23/19 | 10/29/19                        |
| HEALTHCARE MEDICAL WASTE, INC      | 1130003428 | 229.09    | 10/23/19 | 10/31/19                        |
| KRONOS, INC.                       | 1130003429 | 180.00    | 10/23/19 | 10/29/19                        |
| SOUTHWEST GROUND CONTROL, LLC      | 1130003431 | 366.68    | 10/23/19 | 10/29/19                        |
| MATLICK ENTERPRISES INC DBA        | 1130003433 | 155.07    | 10/23/19 | 10/30/19                        |
| UNITED HEALTHCARE INSURANCE CO     | 1130003434 | 13,889.88 | 10/23/19 | 10/30/19                        |
| VERIZON WIRELESS SERVICES LLC      | 1130003435 | 583.00    | 10/23/19 | 10/30/19                        |
| VISION SERVICE PLAN                | 1130003436 | 164.48    | 10/23/19 | 10/30/19                        |
| Fund: 1131                         |            |           |          | Fund Total: 23,999.58           |
| Status: OUTS                       |            |           |          | Status Total: 132.00 <b>(I)</b> |
| CHARITY RELIEF FUND EV FIREFIGHTER | 1131000462 | 108.00    | 09/20/19 | 09/18/19                        |
| CHARITIES FUND EV FIREFIGHTER      | 1131000463 | 24.00     | 09/20/19 | 09/18/19                        |
| Status: PAID                       |            |           |          | Status Total: 23,867.58         |
| JAMES R. VAUGHN, PC TRUST ACCOUNT  | 1131000467 | 179.96    | 10/04/19 | 10/14/19                        |
| ARIZONA STATE RETIREMENT SYSTEM    | 1131000468 | 11,526.30 | 10/04/19 | 10/09/19                        |
| AZ FF RETIREE HEALTH TRUST FUND    | 1131000469 | 125.00    | 10/04/19 | 10/11/19                        |
| SUPPORT PAYMENT CLEARINGHOUSE      | 1131000470 | 45.69     | 10/04/19 | 10/10/19                        |
| JAMES R. VAUGHN, PC TRUST ACCOUNT  | 1131000471 | 183.14    | 10/18/19 | 10/23/19                        |
| ARIZONA STATE RETIREMENT SYSTEM    | 1131000472 | 11,636.80 | 10/18/19 | 10/22/19                        |
| AZ FF RETIREE HEALTH TRUST FUND    | 1131000473 | 125.00    | 10/18/19 | 10/23/19                        |
| SUPPORT PAYMENT CLEARINGHOUSE      | 1131000474 | 45.69     | 10/18/19 | 10/22/19                        |
|                                    | Count      | Amount    |          |                                 |



Pinal County Treasurer

Monthly Statement

Date Range: 10/1/2019 to 10/31/2019

|             |    |            |
|-------------|----|------------|
| Total OUTS: | 32 | 40,380.32  |
| Total PAID: | 99 | 144,410.97 |

---





Control No. 338717

# Pinal County Treasurer Pending Treasurer Receipt

Treasurer's Office Use

Receipt No.:

Posted By:

Receipt Date: 10/9/2019 Cash: \$0.00 Submitted By: JenniferBurke1  
 Total Amount: \$56,390.00 Check: \$0.00 Department: Superstition Fire & Medical District  
 Wire/Direct Deposit: \$56,390.00  
 Credit Card: \$0.00

| GL         | Source  | Cost | Object | Subsid | Subled | Type | Notes                                | Amount      |
|------------|---------|------|--------|--------|--------|------|--------------------------------------|-------------|
| 6116421002 | 73160.0 |      |        |        |        |      | WIRED MONEY TO GROUND TRANSPORT FUND | \$56,390.00 |

C-1

**Superstition Fire & Medical District**

**AR Payment Register (Detail)**

Bank ID: Equal To M

| Check No. / Payment ID                          | Payee Name / Customer Name     | Invoice No. / Account Number            | Amount Paid       |
|---|--------------------------------|---|-------------------|
| <b>BANK: M - GROUND TRANSPORT FUND CHECKING</b> |                                |   |                   |
| <b>DEPOSIT: 2,673      DATE: 10/09/19</b>       |                                |   |                   |
| 112134  | McNeil & Co/inv 5503/ck 112134 | Check                                   | \$280.48          |
|   | McNeil & Company (MCNECO)      | Invoice : 005503                        | \$280.48          |
|   |                                | <b>CHECK # 112134 TOTAL:</b>            | <b>\$280.48</b>   |
|   |                                | <b>DEPOSIT 2,673 TOTAL:</b>             | <b>\$280.48</b>   |
| <b>DEPOSIT: 2,677      DATE: 10/16/19</b>       |                                |   |                   |
| 114771  | Prof Credit/inv 5549/ck 114771 | Check                                   | \$2,478.60        |
|   | Professional Credit (PROCRE)   | Invoice : 005549                        | \$2,478.60        |
|   |                                | <b>CHECK # 114771 TOTAL:</b>            | <b>\$2,478.60</b> |
|   |                                | <b>DEPOSIT 2,677 TOTAL:</b>             | <b>\$2,478.60</b> |
|   |                                | <b>TOTAL FOR BANK ID: M</b>             | <b>\$2,759.08</b> |
|   |                                | <b>GRAND TOTAL OF ALL CHECKS:</b>       | <b>\$2,759.08</b> |
|   |                                | <b>GRAND TOTAL OF ALL CREDIT CARDS:</b> | <b>\$0.00</b>     |
|   |                                | <b>GRAND TOTAL OF ALL CASH:</b>         | <b>\$0.00</b>     |
|   |                                | <b>GRAND TOTAL OF ALL EFT:</b>          | <b>\$0.00</b>     |
|   |                                | <b>GRAND TOTAL OF ALL PAYMENTS:</b>     | <b>\$2,759.08</b> |
|   |                                | <b>GRAND TOTAL OF ALL ADJUSTMENTS:</b>  | <b>\$0.00</b>     |
|   |                                | <b>COMBINED TOTAL:</b>                  | <b>\$2,759.08</b> |

C.2



# Pinal County Treasurer Pending Treasurer Receipt

Control No. 339073

**Treasurer's Office Use**

Receipt No.: \_\_\_\_\_

Posted By: \_\_\_\_\_

**Receipt Date:** 10/17/2019      **Cash:** \$0.00      **Submitted By:** JenniferBurke1  
**Total Amount:** \$76,450.00      **Check:** \$0.00      **Department:** Superstition Fire & Medical District  
    **Wire/Direct Deposit:** \$76,450.00  
    **Credit Card:** \$0.00

| GL         | Source  | Cost | Object | Subsid | Subled | Type | Notes                                | Amount      |
|------------|---------|------|--------|--------|--------|------|--------------------------------------|-------------|
| 6116421002 | 73160.0 |      |        |        |        |      | WIRED MONEY TO GROUND TRANSPORT FUND | \$76,450.00 |

C-3



# Pinal County Treasurer Pending Treasurer Receipt

Control No. 339606

|   |
|---|
| <b>Treasurer's Office Use</b><br><br>Receipt No.: _____<br><br>Posted By: _____ |
|---|

Receipt Date: 10/31/2019      Cash: \$0.00      Submitted By: JenniferBurke1  
 Total Amount: \$118,050.00      Check: \$0.00      Department: Superstition Fire & Medical District  
    Wire/Direct Deposit: \$118,050.00  
    Credit Card: \$0.00

| GL         | Source  | Cost | Object | Subsid | Subled | Type | Notes                                | Amount       |
|------------|---------|------|--------|--------|--------|------|--------------------------------------|--------------|
| 6116421002 | 73160.0 |      |        |        |        |      | WIRED MONEY TO GROUND TRANSPORT FUND | \$118,050.00 |

*C-4*

Superstition Fire & Medical District  
GL Account Ledger - Detail By Period  
10/1/2019 through 10/31/2019

| Batch                                      | Journal | Entry # | Date     | Job | Document   | Description                 | Debits        | Credits             | Balance               |
|--|---------|---------|----------|-----|------------|-----------------------------|---------------|---------------------|-----------------------|
| 150-10-10                                  | 150-10  |         |          |     |            | PAYROLL ACCOUNT (TRANSPORT) |               |                     | (\$384,054.08)        |
| 17113                                      | PR      | 763044  | 10/04/19 |     | 467 - 3540 | Payroll All Freq 9/29/2019  | -             | 46,557.58           | (430,611.66)          |
| 17123                                      | J       | 763346  | 10/04/19 |     | JE1002     | Paydate 10.01.19 Rcls       | -             | 12,047.74           | (442,659.40)          |
| 17123                                      | J       | 763350  | 10/04/19 |     | JE1002     | Paydate 10.01.19 Rcls       | -             | 1,707.61            | (444,367.01)          |
| 17134                                      | PR      | 763707  | 10/18/19 |     | 471 - 3585 | Payroll All Freq 10/13/2019 | -             | 47,116.02           | (491,483.03)          |
| 17137                                      | Z       | 763735  | 10/18/19 |     | JE1004     | Paydate 10.18.19 Rcls       | -             | 12,066.92           | (503,549.95)          |
| 17137                                      | Z       | 763739  | 10/18/19 |     | JE1004     | Paydate 10.18.19 Rcls       | -             | 1,707.61            | (505,257.56)          |
| <b>PAYROLL ACCOUNT (TRANSPORT) TOTALS:</b> |         |         |          |     |            |                             | <b>\$0.00</b> | <b>\$121,203.48</b> | <b>(\$505,257.56)</b> |
| <b>TOTAL OF LEDGER:</b>                    |         |         |          |     |            |                             | <b>\$0.00</b> | <b>\$121,203.48</b> | <b>(\$505,257.56)</b> |

(F)



# Commercial Checking Acct Public Funds

Account number: 4121535058 ■ October 1, 2019 - October 31, 2019 ■ Page 1 of 2



SUPERSTITION FIRE & MEDICAL DISTRICT  
 PAYROLL CLEARING ACCT  
 565 N IDAHO RD  
 APACHE JUNCTION AZ 85119-4014

### Questions?

Call your Customer Service Officer or Client Services  
**1-800-AT WELLS** (1-800-289-3557)  
 5:00 AM TO 6:00 PM Pacific Time Monday - Friday

Online: [wellsfargo.com](http://wellsfargo.com)

Write: Wells Fargo Bank, N.A. (182)  
 PO Box 63020  
 San Francisco, CA 94163

## Account summary

### Commercial Checking Acct Public Funds

100  
361,279.20
150  
54,938.19
J

| Account number | Beginning balance | Total credits  | Total debits  | Ending balance |
|----------------|-------------------|----------------|---------------|----------------|
| 4121535058     | \$100.00          | \$1,195,514.00 | -\$779,396.61 | \$416,217.39   |

### Credits

#### Electronic deposits/bank credits

| Effective date | Posted date | Amount                | Transaction detail  |
|----------------|-------------|-----------------------|---|
|                | 10/02       | 403,332.83            | WT Seq153321 Pinal County /Org=Pinal County Treasurer Srff<br>Gw00000028155949 Trn#191002153321 Rfb# 6807 |
|                | 10/16       | 376,063.78            | WT Seq186522 Pinal County /Org=Pinal County Treasurer Srff<br>Gw00000028470982 Trn#191016186522 Rfb# 6817 |
|                | 10/30       | 416,117.39            | WT Seq158138 Pinal County /Org=Pinal County Treasurer Srff<br>Gw00000028789326 Trn#191030158138 Rfb# 6828 |
|                |             | <b>\$1,195,514.00</b> | <b>Total electronic deposits/bank credits</b>   |
|                |             | <b>\$1,195,514.00</b> | <b>Total credits</b>  |

### Debits

#### Electronic debits/bank debits

| Effective date | Posted date | Amount     | Transaction detail   |
|----------------|-------------|------------|--|
|                | 10/04       | 244,158.23 | ACH Origination - Superstition Fir - File 1860311208 Coid 1860311208                               |
|                | 10/04       | 44,697.91  | ACH Origination - Superstition Fir - File 1860311208 Coid 1860311208                               |
|                | 10/04       | 28,582.44  | ACH Origination - Superstition Fir - File 1860311208 Coid 1860311208                               |
|                | 10/04       | 6,098.19   | ACH Origination - Superstition Fir - File 1860311208 Coid 1860311208                               |
|                | 10/04       | 2,950.35   | ACH Origination - Superstition Fir - File 1860311208 Coid 1860311208                               |
|                | 10/04       | 10,238.17  | Healthequity Inc Healthequi 03 Oct 82581 Superstition Fire & ME                                    |
|                | 10/04       | 55,536.70  | < Business to Business ACH Debit - IRS Usatapyrmt 100419 220967701344421<br>Superstition Fire & ME |
|                | 10/04       | 11,070.84  | < Business to Business ACH Debit - AZ Dept of Rev Ccodir.Dbt xxxxx3092<br>Superstition Fire & ME   |



**Electronic debits/bank debits** (continued)

| Effective date | Posted date | Amount              | Transaction detail  |
|----------------|-------------|---------------------|---|
|                | 10/18       | 224,766.81          | ACH Origination - Superstition Fir - File 1860311208 Coid 1860311208                            |
|                | 10/18       | 43,851.61           | ACH Origination - Superstition Fir - File 1860311208 Coid 1860311208                            |
|                | 10/18       | 28,983.20           | ACH Origination - Superstition Fir - File 1860311208 Coid 1860311208                            |
|                | 10/18       | 6,142.19            | ACH Origination - Superstition Fir - File 1860311208 Coid 1860311208                            |
|                | 10/18       | 10,238.17           | Healthequity Inc Healthequi 17 Oct 82581 Superstition Fire & ME                                 |
|                | 10/18       | 51,851.38           | < Business to Business ACH Debit - IRS Usataxpymt 101819 220969144998253 Superstition Fire & ME |
|                | 10/18       | 10,230.42           | < Business to Business ACH Debit - AZ Dept of Rev Ccddir.Dbt xxxxx3092 Superstition Fire & ME   |
|                |             | <b>\$779,396.61</b> | <b>Total electronic debits/bank debits</b>  |
|                |             | <b>\$779,396.61</b> | <b>Total debits</b>   |

< **Business to Business ACH:** If this is a business account, this transaction has a return time frame of one business day from post date. This time frame does not apply to consumer accounts.

**Daily ledger balance summary**

| Date                                | Balance    | Date               | Balance    | Date  | Balance    |
|-------------------------------------|------------|--------------------|------------|-------|------------|
| 09/30                               | 100.00     | 10/04              | 100.00     | 10/18 | 100.00     |
| 10/02                               | 403,432.83 | 10/16              | 376,163.78 | 10/30 | 416,217.39 |
| <b>Average daily ledger balance</b> |            | <b>\$77,229.93</b> |            |       |            |



ADVICE OF CHARGE

DATE ENTERED: October 30, 2019

ENTERED BY: Lori Hlavin

| SRC          | ACCOUNT #    | AMOUNT               | REASON                                   |
|--------------|--------------|----------------------|--|
| 91220        | 6-11642-1001 | \$ 249,598.78        | (E) EMPLOYEES PAYROLL DIRECT DEPOSITS    |
| 91220        | 6-11642-1001 | \$ 57,476.00         | (E) DISTRICT FEDERAL & STATE P/R TAXES   |
| 91220        | 6-11642-1001 | \$ 54,104.42         | (E) DISTRICT 457 UNION DUES, PAC. H.S.A. |
| 91220        | 6-11642-1002 | \$ 33,195.86         | (E) EMPLOYEES PAYROLL DIRECT DEPOSITS    |
| 91220        | 6-11642-1002 | \$ 13,763.26         | (E) DISTRICT FEDERAL & STATE P/R TAXES   |
| 91220        | 6-11642-1002 | \$ 7,979.07          | (E) DISTRICT 457 UNION DUES, PAC. H.S.A. |
| <b>TOTAL</b> |              | <b>\$ 416,117.39</b> |  |

Handwritten notes:   
361,179.20 (bracketed over the first three rows)   
\$ 54,938.19 (circled, bracketed over the last three rows)

WIRE INSTRUCTIONS:

WIRE FROM  
Treasurer's Wells Fargo Bank Account #4121535041

TO  
SFMD's Wells Fargo Bank Payroll Clearing Account #4121535058

Superstition Fire & Medical District  
Accounting Department  
565 N. Idaho Rd.  
Apache Junction, AZ 85219

Lori Hlavin  
Authorized Signature

FAX TO: 520-868-9007

# Commercial Checking Acct Public Funds

Account number: **4942920083** ■ October 1, 2019 - October 31, 2019 ■ Page 1 of 6



SUPERSTITION FIRE & MEDICAL DISTRICT  
 GROUND TRANSPORTATION  
 565 N IDAHO RD  
 APACHE JUNCTION AZ 85119-4014

## Questions?

Call your Customer Service Officer or Client Services  
**1-800-AT WELLS** (1-800-289-3557)  
 5:00 AM TO 6:00 PM Pacific Time Monday - Friday

Online: [wellsfargo.com](http://wellsfargo.com)

Write: Wells Fargo Bank, N.A. (182)  
 PO Box 63020  
 San Francisco, CA 94163

## Account summary

### Commercial Checking Acct Public Funds

| Account number | Beginning balance | Total credits | Total debits  | Ending balance |
|----------------|-------------------|---------------|---------------|----------------|
| 4942920083     | \$3.50            | \$252,056.28  | -\$252,055.92 | \$3.86         |

## Credits

### Electronic deposits/bank credits

| Effective date | Posted date | Amount   | Transaction detail   |
|----------------|-------------|----------|--|
|                | 10/01       | 1,645.89 | Aetna AS01 Hcclaimpmt 1184003220<br>TRN*1*819269000309516*1066033492\                            |
|                | 10/01       | 761.90   | Hhp Texas Hcclaimpmt 191001 362703<br>TRN*1*011840012562771*1610994632\                          |
|                | 10/01       | 747.83   | Noridian Azutmt Hcclaimpmt 190927 1184003220<br>TRN*1*891760483*1450173185~                      |
|                | 10/01       | 613.28   | Aetna H09 Hcclaimpmt 1184003220 TRN*1*160926190338646*1066033492\                                |
|                | 10/01       | 376.88   | Hhp Texas Hcclaimpmt 191001 362703<br>TRN*1*011840012563185*1610994632\                          |
|                | 10/01       | 100.00   | Pnp Billpayment 092619Sett 191001 6500 Apache Junction Fire D                                    |
|                | 10/02       | 210.00   | Merchant Service Merch Dep 191001 8029396648 Superstition Fire and                               |
|                | 10/02       | 3,190.88 | Mercy Care Plan Hcclaimpmt 191001 00145658<br>TRN*1*5316284*1860527381*Ahcccs Acute\             |
|                | 10/02       | 360.00   | Mercy Care Plan Hcclaimpmt 191001 00145658<br>TRN*1*5318911*1860527381* Mercy Care Advantage - S |
|                | 10/02       | 202.38   | Bcbs of Arizona Hcclaimpmt 190930 1184003220<br>TRN*1*414419972*1860004538\                      |
|                | 10/03       | 180.00   | Merchant Service Merch Dep 191002 8029396648 Superstition Fire and                               |
|                | 10/03       | 240.13   | Optum Lifeprint Hcclaimpmt 091000015498290<br>TRN*1*5498290*1272337487~                          |
|                | 10/04       | 665.34   | Merchant Service Merch Dep 191003 8029396648 Superstition Fire and                               |
|                | 10/04       | 1,277.69 | Aetna AS01 Hcclaimpmt 1184003220<br>TRN*1*819274000182066*1066033492\                            |
|                | 10/04       | 551.48   | Aetna H09 Hcclaimpmt 1184003220 TRN*1*161001190351835*1066033492\                                |



**Electronic deposits/bank credits (continued)**

| Effective date | Posted date | Amount    | Transaction detail  |
|----------------|-------------|-----------|---|
|                | 10/04       | 354.87    | Ahcccs Programma Hcclaimpmt 191002 201910021054730<br>TRN*1*201910021054730*1866004791*Fqmb                                     |
|                | 10/07       | 230.00    | Merchant Service Merch Dep 191005 8029396648 Superstition Fire and  |
|                | 10/07       | 170.00    | Merchant Service Merch Dep 191004 8029396648 Superstition Fire and  |
|                | 10/07       | 2,403.60  | Noridian Azutmt Hcclaimpmt 191003 1184003220<br>TRN*1*891776730*1450173185~   |
|                | 10/07       | 398.33    | Aetna H09 Hcclaimpmt 1184003220 TRN*1*161002190338857*1066033492\   |
|                | 10/07       | 148.71    | Aetna A04 Hcclaimpmt 1184003220 TRN*1*819275000285246*1066033492\   |
|                | 10/07       | 100.00    | Pnp Billpayment 100219Sett 191007 6500 Apache Junction Fire D   |
|                | 10/08       | 4,767.70  | Noridian Azutmt Hcclaimpmt 191004 1184003220<br>TRN*1*891779765*1450173185~   |
|                | 10/08       | 186.59    | Hhp Texas Hcclaimpmt 191008 362703<br>TRN*1*011840012568012*1610994632\   |
|                | 10/09       | 29,725.00 | WT Seq#87115 Superstition Fire & Med /Org=Superstition Fire & Medical<br>Distri Srf# Gb00000028299220 Trn#191009087115 Rfb# 378 |
|                | 10/09       | 2.00      | WT Seq154133 Superstition Fire & Med /Org=Superstition Fire & Medical<br>Distri Srf# Gb00000028315008 Trn#191009154133 Rfb# 381 |
|                | 10/09       | 305.00    | Merchant Service Merch Dep 191008 8029396648 Superstition Fire and  |
|                | 10/09       | 2,771.56  | Noridian Azutmt Hcclaimpmt 191008 1184003220<br>TRN*1*891783726*1450173185~   |
|                | 10/09       | 1,934.42  | Bcbs of Arizona Hcclaimpmt 191007 1184003220<br>TRN*1*415462714*1860004538\   |
|                | 10/09       | 1,132.21  | Mercy Care Plan Hcclaimpmt 191008 00145658<br>TRN*1*5322017*1860527381*Ahcccs Acute\  |
|                | 10/09       | 472.18    | Aetna H09 Hcclaimpmt 1184003220 TRN*1*161004190313633*1066033492\   |
|                | 10/09       | 392.77    | Hhp Texas Hcclaimpmt 191009 362703<br>TRN*1*011840012570449*1610994632\   |
|                | 10/09       | 310.97    | Mercy Care Plan Hcclaimpmt 191008 00145658<br>TRN*1*5324842*1860527381*Mercy Care Advantage - S                                 |
|                | 10/09       | 98.16     | Bcbs of Arizona Hcclaimpmt 191007 1184003220<br>TRN*1*415469634*1860004538\   |
|                | 10/10       | 4,655.16  | Merchant Service Merch Dep 191009 8029396648 Superstition Fire and  |
|                | 10/10       | 762.61    | Noridian Azutmt Hcclaimpmt 191009 1184003220<br>TRN*1*891786980*1450173185~   |
|                | 10/10       | 400.00    | Pnp Billpayment 100719Sett 191010 6500 Apache Junction Fire D   |
|                | 10/10       | 248.00    | Hhp Texas Hcclaimpmt 191010 362703<br>TRN*1*011840012570894*1610994632\   |
|                | 10/11       | 1,624.01  | Merchant Service Merch Dep 191010 8029396648 Superstition Fire and  |
|                | 10/11       | 1,687.29  | Aetna AS01 Hcclaimpmt 1184003220<br>TRN*1*819281000253572*1066033492\   |
|                | 10/11       | 1,533.68  | Aetna AS01 Hcclaimpmt 1184003220<br>TRN*1*819281000253573*1066033492\   |
|                | 10/11       | 1,417.65  | Bcbs of Arizona Hcclaimpmt 191009 1184003220<br>TRN*1*415562582*1860004538\   |
|                | 10/11       | 414.12    | Aetna A04 Hcclaimpmt 1184003220 TRN*1*819281000253571*1066033492\   |
|                | 10/15       | 712.67    | Merchant Service Merch Dep 191011 8029396648 Superstition Fire and  |



**Electronic deposits/bank credits (continued)**

| Effective date | Posted date | Amount    | Transaction detail  |
|----------------|-------------|-----------|---|
|                | 10/15       | 5,621.20  | Noridian Azutmt Hcclaimpmt 191011 1184003220<br>TRN*1*891798074*1450173185~   |
|                | 10/15       | 3,266.54  | Bcbs of Arizona Hcclaimpmt 191010 1184003220<br>TRN*1*415613810*1860004538\   |
|                | 10/15       | 419.38    | Optum Lifeprint Hcclaimpmt 091000018459561<br>TRN*1*8459561*1272337487~   |
|                | 10/16       | 500.00    | Merchant Service Merch Dep 191014 8029396648 Superstition Fire and  |
|                | 10/16       | 126.00    | Merchant Service Merch Dep 191015 8029396648 Superstition Fire and  |
|                | 10/16       | 3,500.50  | 36 Treas 310 Misc Pay 101619 xxxxx0012<br>\SE*18*086597649\GE*1*43501849\lea*1*043501815\                                       |
|                | 10/16       | 2,558.83  | Bcbs of Arizona Hcclaimpmt 191014 1184003220<br>TRN*1*415812918*1860004538\   |
|                | 10/16       | 2,195.33  | Mercy Care Plan Hcclaimpmt 191015 00145658<br>TRN*1*5328031*1860527381*Ahcccs Acute\  |
|                | 10/16       | 1,109.13  | Mercy Care Plan Hcclaimpmt 191015 00145658<br>TRN*1*5329458*1860527381*DD General\  |
|                | 10/16       | 481.21    | Hhp Texas Hcclaimpmt 191016 362703<br>TRN*1*011840012573160*1610994632\   |
|                | 10/16       | 230.00    | 36 Treas 310 Misc Pay 101619 xxxxx0012<br>086597650\GE*1*43501850\lea*1*043501816\  |
|                | 10/16       | 204.50    | Bcbs of Arizona Hcclaimpmt 191011 1184003220<br>TRN*1*415663111*1860004538\   |
|                | 10/16       | 101.95    | Bcbs of Arizona Hcclaimpmt 191014 1184003220<br>TRN*1*415818286*1860004538\   |
|                | 10/16       | 96.51     | Humana Ins CO Efpayment 191016 362703<br>TRN*1*001290046502061*1391263473\  |
|                | 10/17       | 38,480.00 | WT Seq#93081 Superstition Fire & Med /Org=Superstition Fire & Medical<br>Distri Srf# Gb00000028483865 Trn#191017093081 Rfb# 382 |
|                | 10/17       | 109.16    | Merchant Service Merch Dep 191016 8029396648 Superstition Fire and  |
|                | 10/17       | 1,677.74  | Noridian Azutmt Hcclaimpmt 191016 1184003220<br>TRN*1*891807959*1450173185~   |
|                | 10/17       | 1,501.62  | 36 Treas 310 Misc Pay 101719 xxxxx0012<br>03\GE*1*43556103\lea*1*043556069\   |
|                | 10/17       | 438.25    | Hhp Texas Hcclaimpmt 191017 362703<br>TRN*1*011840012576069*1610994632\   |
|                | 10/17       | 301.17    | Aetna H09 Hcclaimpmt 1184003220 TRN*1*161011190514686*1066033492\   |
|                | 10/17       | 254.18    | Optum Lifeprint Hcclaimpmt 091000019028303<br>TRN*1*9028303*1272337487~   |
|                | 10/17       | 111.65    | Humana Cha Disb Hcclaimpmt 191017 362703<br>TRN*1*014840100775052*1611013183\   |
|                | 10/17       | 94.10     | 36 Treas 310 Misc Pay 101719 xxxxx0012<br>5*086651904\GE*1*43556104\lea*1*043556070\  |
|                | 10/17       | 20.00     | Pnp Billpayment Payables 101719 6500 Apache Junction Fire D   |
|                | 10/18       | 417.01    | Merchant Service Merch Dep 191017 8029396648 Superstition Fire and  |
|                | 10/18       | 2,949.14  | Noridian Azutmt Hcclaimpmt 191016 1184003220<br>TRN*1*891812739*1450173185~   |

**Electronic deposits/bank credits (continued)**

| Effective date | Posted date | Amount   | Transaction detail  |
|----------------|-------------|----------|---|
|                | 10/18       | 711.54   | 36 Treas 310 Misc Pay 101819 xxxxx0012<br>4*086705342\GE*1*43609542\lea*1*043609508\        |
|                | 10/18       | 651.38   | Hhp Texas Hcclaimpmt 191018 362703<br>TRN*1*011840012576455*1610994632\                     |
|                | 10/18       | 495.19   | Aetna H09 Hcclaimpmt 1184003220 TRN*1*161015190504837*1066033492\                           |
|                | 10/18       | 20.00    | Pnp Billpayment 101519Sett 191018 6500 Apache Junction Fire D                               |
|                | 10/21       | 396.82   | Merchant Service Merch Dep 191019 8029396648 Superstition Fire and                          |
|                | 10/21       | 65.48    | Merchant Service Merch Dep 191018 8029396648 Superstition Fire and                          |
|                | 10/21       | 3,301.25 | Noridian Azutmt Hcclaimpmt 191018 1184003220<br>TRN*1*891817391*1450173185~                 |
|                | 10/21       | 1,658.27 | Ahcccs Programma Hcclaimpmt 191017 201910171066372<br>TRN*1*201910171066372*1866004791*Ffsv |
|                | 10/21       | 450.13   | Hhp Texas Hcclaimpmt 191021 362703<br>TRN*1*011840012578389*1610994632\                     |
|                | 10/21       | 269.27   | Bcbs of Arizona Hcclaimpmt 191017 1184003220<br>TRN*1*415961545*1860004538\                 |
|                | 10/21       | 239.12   | Humana Ins CO Hcclaimpmt 191021 362703<br>TRN*1*001290046595252*1391263473\                 |
|                | 10/21       | 195.47   | Humana Cha Disb Hcclaimpmt 191021 362703<br>TRN*1*014840100782698*1611013183\               |
|                | 10/22       | 25.00    | Merchant Service Merch Dep 191021 8029396648 Superstition Fire and                          |
|                | 10/22       | 1,512.80 | Bcbs of Arizona Hcclaimpmt 191018 1184003220<br>TRN*1*416010829*1860004538\                 |
|                | 10/22       | 505.48   | Humana Cha Disb Hcclaimpmt 191022 362703<br>TRN*1*014840100786191*1611013183\               |
|                | 10/22       | 264.18   | Aetna H09 Hcclaimpmt 1184003220 TRN*1*161017190373027*1066033492\                           |
|                | 10/22       | 228.03   | Hhp Texas Hcclaimpmt 191022 362703<br>TRN*1*011840012578779*1610994632\                     |
|                | 10/22       | 191.77   | Hhp Texas Hcclaimpmt 191022 362703<br>TRN*1*011840012578994*1610994632\                     |
|                | 10/23       | 25.00    | Merchant Service Merch Dep 191022 8029396648 Superstition Fire and                          |
|                | 10/23       | 2,075.32 | Mercy Care Plan Hcclaimpmt 191022 00145658<br>TRN*1*5333953*1860527381*Ahcccs Acute\        |
|                | 10/23       | 373.02   | Noridian Azutmt Hcclaimpmt 191022 1184003220<br>TRN*1*891825999*1450173185~                 |
|                | 10/23       | 204.99   | Aetna H09 Hcclaimpmt 1184003220 TRN*1*161018190254724*1066033492\                           |
|                | 10/23       | 96.36    | 36 Treas 310 Misc Pay 102319 xxxxx0012<br>*15*086867287\GE*1*43771487\lea*1*043771453\      |
|                | 10/24       | 4,408.67 | Bcbs of Arizona Hcclaimpmt 191022 1184003220<br>TRN*1*416210438*1860004538\                 |
|                | 10/24       | 3,840.33 | Noridian Azutmt Hcclaimpmt 191023 1184003220<br>TRN*1*891830321*1450173185~                 |
|                | 10/24       | 228.82   | Optum Lifeprint Hcclaimpmt 091000019980798<br>TRN*1*9980798*1272337487~                     |
|                | 10/24       | 202.68   | Aetna H09 Hcclaimpmt 1184003220 TRN*1*161021190271578*1066033492\                           |
|                | 10/24       | 129.83   | 36 Treas 310 Misc Pay 102419 xxxxx0012<br>SE*15*086924822\GE*1*43829022\lea*1*043828988\    |



**Electronic deposits/bank credits (continued)**

| Effective date | Posted date | Amount   | Transaction detail   |
|----------------|-------------|----------|--|
|                | 10/25       | 50.00    | Merchant Service Merch Dep 191024 8029396648 Superstition Fire and                               |
|                | 10/25       | 4,207.91 | Noridian Azutmt Hcclaimpmt 191024 1184003220<br>TRN*1*891834493*1450173185~                      |
|                | 10/25       | 2,858.94 | Bcbs of Arizona Hcclaimpmt 191023 1184003220<br>TRN*1*416260527*1860004538\                      |
|                | 10/25       | 1,376.18 | Aetna AS01 Hcclaimpmt 1184003220<br>TRN*1*819295000066720*1066033492\                            |
|                | 10/25       | 1,096.02 | Aetna A04 Hcclaimpmt 1184003220 TRN*1*819295000066721*1066033492\                                |
|                | 10/25       | 337.27   | 36 Treas 310 Misc Pay 102519 xxxxx0012 *1*043885867\   |
|                | 10/25       | 227.18   | Aetna H09 Hcclaimpmt 1184003220 TRN*1*161022190383765*1066033492\                                |
|                | 10/25       | 20.00    | Pnp Billpayment 102219Sett 191025 6500 Apache Junction Fire D                                    |
|                | 10/28       | 2,399.30 | Bcbs of Arizona Hcclaimpmt 191024 1184003220<br>TRN*1*416311754*1860004538\                      |
|                | 10/28       | 1,054.97 | Noridian Azutmt Hcclaimpmt 191024 1184003220<br>TRN*1*891839024*1450173185~                      |
|                | 10/28       | 1,020.61 | Hhp Texas Hcclaimpmt 191028 362703<br>TRN*1*011840012582549*1610994632\                          |
|                | 10/28       | 457.39   | Humana Cha Disb Hcclaimpmt 191028 362703<br>TRN*1*014840100797691*1611013183\                    |
|                | 10/28       | 122.33   | Bcbs of Arizona Hcclaimpmt 191024 1184003220<br>TRN*1*416318061*1860004538\                      |
|                | 10/28       | 102.55   | Aetna AS01 Hcclaimpmt 1184003220<br>TRN*1*819296000293401*1066033492\                            |
|                | 10/29       | 1,972.06 | Noridian Azutmt Hcclaimpmt 191025 1184003220<br>TRN*1*891843363*1450173185~                      |
|                | 10/29       | 956.49   | Hhp Texas Hcclaimpmt 191029 362703<br>TRN*1*011840012583760*1610994632\                          |
|                | 10/29       | 481.95   | Hhp Texas Hcclaimpmt 191029 362703<br>TRN*1*011840012583107*1610994632\                          |
|                | 10/29       | 234.68   | Hhp Texas Hcclaimpmt 191029 362703<br>TRN*1*011840012585369*1610994632\                          |
|                | 10/29       | 233.49   | Bcbs of Arizona Hcclaimpmt 191025 1184003220<br>TRN*1*416363836*1860004538\                      |
|                | 10/29       | 206.56   | Hbpil Efpayment 191029 362703 TRN*1*000420012724639*1371326199\                                  |
|                | 10/30       | 85.00    | Merchant Service Merch Dep 191029 8029396648 Superstition Fire and                               |
|                | 10/30       | 7,255.89 | Mercy Care Plan Hcclaimpmt 191029 00145658<br>TRN*1*5339759*1860527381*Ahcccs Acute\             |
|                | 10/30       | 2,013.38 | Bcbs of Arizona Hcclaimpmt 191028 1184003220<br>TRN*1*416512538*1860004538\                      |
|                | 10/30       | 1,107.82 | Mercy Care Plan Hcclaimpmt 191029 00145658<br>TRN*1*5342518*1860527381* Mercy Care Advantage - S |
|                | 10/30       | 389.07   | Hhp Texas Hcclaimpmt 191030 362703<br>TRN*1*011840012585595*1610994632\                          |
|                | 10/30       | 212.39   | Aetna H09 Hcclaimpmt 1184003220 TRN*1*161025190315664*1066033492\                                |
|                | 10/30       | 96.81    | Humanadental Ins Efpayment 191030 362703<br>TRN*1*017370010596973*1390714280\                    |
|                | 10/30       | 65.00    | Pnp Billpayment 102619Sett 191030 6500 Apache Junction Fire D                                    |





**Electronic deposits/bank credits (continued)**

| Effective date | Posted date | Amount              | Transaction detail   |
|----------------|-------------|---------------------|--|
|                | 10/31       | 55,510.00           | WT Seq#89454 Superstition Fire & Med /Org=Superstition Fire & Medical Distri Srf# Gb00000028811498 Trn#191031089454 Rfb# 385 |
|                | 10/31       | 5,046.64            | Merchant Service Merch Dep 191030 8029396648 Superstition Fire and   |
|                | 10/31       | 749.01              | Noridian Azutmt Hcclaimpmt 191029 1184003220 TRN*1*891851690*1450173185~   |
|                | 10/31       | 95.15               | Bcbs of Arizona Hcclaimpmt 191029 1184003220 TRN*1*416568299*1860004538\   |
|                |             | <b>\$252,056.28</b> | <b>Total electronic deposits/bank credits</b>  |
|                |             | <b>\$252,056.28</b> | <b>Total credits</b>   |

**Debits**

**Electronic debits/bank debits**

| Effective date | Posted date | Amount              | Transaction detail   |
|----------------|-------------|---------------------|--|
|                | 10/02       | 440.92              | Merchant Service Merch Fee 190930 8029396648 Superstition Fire and                                 |
|                | 10/09       | 56,390.00           | WT Seq#87148 Pinal County /Bnf=Pinal County Master Srf# Gw00000028299223 Trn#191009087148 Rfb# 380 |
|                | 10/09       | 200.00              | WT Seq#87141 Pinal County /Bnf=Pinal County Master Srf# Gw00000028299112 Trn#191009087141 Rfb# 379 |
|                | 10/17       | 76,450.00           | WT Seq#93137 Pinal County /Bnf=Pinal County Master Srf# Gw00000028483869 Trn#191017093137 Rfb# 384 |
|                | 10/17       | 400.00              | WT Seq#93105 Pinal County /Bnf=Pinal County Master Srf# Gw00000028483868 Trn#191017093105 Rfb# 383 |
|                | 10/31       | 118,050.00          | WT Seq#89486 Pinal County /Bnf=Pinal County Master Srf# Gw00000028811692 Trn#191031089486 Rfb# 387 |
|                | 10/31       | 125.00              | WT Seq#89477 Pinal County /Bnf=Pinal County Master Srf# Gw00000028811501 Trn#191031089477 Rfb# 386 |
|                |             | <b>\$252,055.92</b> | <b>Total electronic debits/bank debits</b>   |
|                |             | <b>\$252,055.92</b> | <b>Total debits</b>  |

**Daily ledger balance summary**

| Date                                | Balance   | Date               | Balance   | Date  | Balance   |
|-------------------------------------|-----------|--------------------|-----------|-------|-----------|
| 09/30                               | 3.50      | 10/10              | 6,066.10  | 10/23 | 17,326.49 |
| 10/01                               | 4,249.28  | 10/11              | 12,742.85 | 10/24 | 26,136.82 |
| 10/02                               | 7,771.62  | 10/15              | 22,762.64 | 10/25 | 36,310.32 |
| 10/03                               | 8,191.75  | 10/16              | 33,866.60 | 10/28 | 41,467.47 |
| 10/04                               | 11,041.13 | 10/17              | 4.47      | 10/29 | 45,552.70 |
| 10/07                               | 14,491.77 | 10/18              | 5,248.73  | 10/30 | 56,778.06 |
| 10/08                               | 19,446.06 | 10/21              | 11,824.54 | 10/31 | 3.86      |
| 10/09                               | 0.33      | 10/22              | 14,551.80 |       |           |
| <b>Average daily ledger balance</b> |           | <b>\$17,395.62</b> |           |       |           |

# Commercial Checking Acct Public Funds

Account number: 4797829967 ■ October 1, 2019 - October 31, 2019 ■ Page 1 of 2



SUPERSTITION FIRE & MEDICAL DISTRICT  
 TRANSPORT LOCKBOX ACCOUNT  
 565 N IDAHO RD  
 APACHE JUNCTION AZ 85119-4014

## Questions?

Call your Customer Service Officer or Client Services  
**1-800-AT WELLS** (1-800-289-3557)  
 5:00 AM TO 6:00 PM Pacific Time Monday - Friday

Online: [wellsfargo.com](http://wellsfargo.com)

Write: Wells Fargo Bank, N.A. (182)  
 PO Box 63020  
 San Francisco, CA 94163

## Account summary

### Commercial Checking Acct Public Funds

| Account number | Beginning balance | Total credits | Total debits  | Ending balance |
|----------------|-------------------|---------------|---------------|----------------|
| 4797829967     | \$12,873.78       | \$111,638.24  | -\$123,816.23 | \$695.79       |

(L)

## Credits

### Deposits

| Effective date | Posted date | Amount    | Transaction detail   |
|----------------|-------------|-----------|--|
|                | 10/01       | 694.85    | Wholesale Lockbox Deposit Los Angeles Box 845500 Deposit 1 |
|                | 10/02       | 1,411.63  | Wholesale Lockbox Deposit Los Angeles Box 845500 Deposit 1 |
|                | 10/03       | 5,494.04  | Wholesale Lockbox Deposit Los Angeles Box 845500 Deposit 1 |
|                | 10/04       | 139.32    | Wholesale Lockbox Deposit Los Angeles Box 845500 Deposit 1 |
|                | 10/07       | 8,678.51  | Wholesale Lockbox Deposit Los Angeles Box 845500 Deposit 1 |
|                | 10/08       | 1,391.74  | Wholesale Lockbox Deposit Los Angeles Box 845500 Deposit 1 |
|                | 10/09       | 13,698.70 | Wholesale Lockbox Deposit Los Angeles Box 845500 Deposit 1 |
|                | 10/10       | 4,412.20  | Wholesale Lockbox Deposit Los Angeles Box 845500 Deposit 1 |
|                | 10/11       | 16,249.29 | Wholesale Lockbox Deposit Los Angeles Box 845500 Deposit 1 |
|                | 10/15       | 1,932.24  | Wholesale Lockbox Deposit Los Angeles Box 845500 Deposit 1 |
|                | 10/16       | 9,738.89  | Wholesale Lockbox Deposit Los Angeles Box 845500 Deposit 1 |
|                | 10/17       | 2,742.64  | Wholesale Lockbox Deposit Los Angeles Box 845500 Deposit 1 |
|                | 10/18       | 1,354.81  | Wholesale Lockbox Deposit Los Angeles Box 845500 Deposit 1 |
|                | 10/21       | 8,928.78  | Wholesale Lockbox Deposit Los Angeles Box 845500 Deposit 1 |
|                | 10/22       | 5,987.54  | Wholesale Lockbox Deposit Los Angeles Box 845500 Deposit 1 |
|                | 10/23       | 835.57    | Wholesale Lockbox Deposit Los Angeles Box 845500 Deposit 1 |
|                | 10/24       | 2,432.59  | Wholesale Lockbox Deposit Los Angeles Box 845500 Deposit 1 |
|                | 10/25       | 1,866.42  | Wholesale Lockbox Deposit Los Angeles Box 845500 Deposit 1 |
|                | 10/28       | 20,886.75 | Wholesale Lockbox Deposit Los Angeles Box 845500 Deposit 1 |



**Deposits (continued)**

| Effective date | Posted date | Amount              | Transaction detail   |
|----------------|-------------|---------------------|--|
|                | 10/29       | 2,073.64            | Wholesale Lockbox Deposit Los Angeles Box 845500 Deposit 1 |
|                | 10/31       | 688.09              | Wholesale Lockbox Deposit Los Angeles Box 845500 Deposit 1 |
|                |             | <b>\$111,638.24</b> | <b>Total deposits</b>                                      |
|                |             | <b>\$111,638.24</b> | <b>Total credits</b>                                       |

**Debits**

**Electronic debits/bank debits**

| Effective date | Posted date | Amount              | Transaction detail   |
|----------------|-------------|---------------------|--|
|                | 10/09       | 29,725.00           | WT Seq#87115 Superstition Fire & Med /Bnf=Superstition Fire & Medical Distri Srf# Gb00000028299220 Trn#191009087115 Rfb# 378 |
|                | 10/09       | 2.00                | WT Seq154133 Superstition Fire & Med /Bnf=Superstition Fire & Medical Distri Srf# Gb00000028315008 Trn#191009154133 Rfb# 381 |
|                | 10/15       | 99.23               | Deposited Item Retn Unpaid - Paper 191015  |
|                | 10/17       | 38,480.00           | WT Seq#93081 Superstition Fire & Med /Bnf=Superstition Fire & Medical Distri Srf# Gb00000028483865 Trn#191017093081 Rfb# 382 |
|                | 10/31       | 55,510.00           | WT Seq#89454 Superstition Fire & Med /Bnf=Superstition Fire & Medical Distri Srf# Gb00000028811498 Trn#191031089454 Rfb# 385 |
|                |             | <b>\$123,816.23</b> | <b>Total electronic debits/bank debits</b>   |
|                |             | <b>\$123,816.23</b> | <b>Total debits</b>  |

**Daily ledger balance summary**

| Date                                | Balance   | Date               | Balance   | Date  | Balance   |
|-------------------------------------|-----------|--------------------|-----------|-------|-----------|
| 09/30                               | 12,873.78 | 10/10              | 19,067.77 | 10/22 | 27,422.73 |
| 10/01                               | 13,568.63 | 10/11              | 35,317.06 | 10/23 | 28,258.30 |
| 10/02                               | 14,980.26 | 10/15              | 37,150.07 | 10/24 | 30,690.89 |
| 10/03                               | 20,474.30 | 10/16              | 46,888.96 | 10/25 | 32,557.31 |
| 10/04                               | 20,613.62 | 10/17              | 11,151.60 | 10/28 | 53,444.06 |
| 10/07                               | 29,292.13 | 10/18              | 12,506.41 | 10/29 | 55,517.70 |
| 10/08                               | 30,683.87 | 10/21              | 21,435.19 | 10/31 | 695.79    |
| 10/09                               | 14,655.57 |                    |           |       |           |
| <b>Average daily ledger balance</b> |           | <b>\$27,393.41</b> |           |       |           |

**Superstition Fire & Medical District**

**Balance Sheet**

As of 10/31/2019

FUND: (150) Not Defined

**Assets**

**Current Assets**

|                             |              |                            |
|-----------------------------|--------------|----------------------------|
| Fund Cash (Transport)       | \$726,086.98 |                            |
| Payroll Account (Transport) | (505,257.56) |                            |
| Total Current Assets        |              | <u>\$220,829.42</u> (M)    |
| <b>Total Assets</b>         |              | <u><u>\$220,829.42</u></u> |

**Liabilities and Equity**

**Current Liabilities**

|                                       |              |                       |
|---------------------------------------|--------------|-----------------------|
| Sales Tax Payable                     | \$144.46     |                       |
| Voluntary Long Term Disability Ins    | (501.86)     |                       |
| Voluntary Supplemental Life Insurance | (267.68)     |                       |
| Due To Other Funds                    | 2,608,290.36 |                       |
| Total Current Liabilities             |              | <u>\$2,607,665.28</u> |
| <b>Total Liabilities</b>              |              | <u>\$2,607,665.28</u> |

**Equity**

|                                     |                  |                            |
|-------------------------------------|------------------|----------------------------|
| Fund Balance - Transport Fund       | \$(2,427,130.75) |                            |
| Current Year Profit/Loss            | 40,294.89        |                            |
| Total Equity                        |                  | <u>(2,386,835.86)</u>      |
| <b>Total Liabilities and Equity</b> |                  | <u><u>\$220,829.42</u></u> |



Manage your account online: [www.chase.com/ink](http://www.chase.com/ink)

Customer Service: 1-800-945-2025


Mobile: Download the Chase Mobile app today

| November 2019 |    |    |    |    |    |    |
|---------------|----|----|----|----|----|----|
| S             | M  | T  | W  | T  | F  | S  |
| 27            | 28 | 29 | 30 | 31 |    |    |
| 3             | 4  | 5  | 6  | 7  | 8  | 9  |
| 10            | 11 | 12 | 13 | 14 | 15 | 16 |
| 17            | 18 | 19 | 20 | 21 | 22 | 23 |
| 24            | 25 | 26 | 27 | 28 | 29 | 30 |
| 1             | 2  | 3  | 4  | 5  | 6  | 7  |

New Balance  
**\$22,558.45**  
 Minimum Payment Due  
**\$225.00**  
 Payment Due Date  
**11/04/19**

**Late Payment Warning:** If we do not receive your minimum payment by the due date, you may have to pay up to a \$39 late fee.  
**Minimum Payment Warning:** Enroll in Auto-Pay and avoid missing a payment. To enroll, call the number on the back of your card or go to the web site listed above.

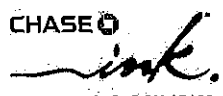
### ACCOUNT SUMMARY



150 (N)  
 \$1,022.8

chase  
 10/23/19  
 3421

0000001 FIB33339 C 1 Y 9 10 19/10/10 Page 1 of 4 06630 MA DA 28684 28310000010002883401



P.O. BOX 15123  
 WILMINGTON, DE 19850-5123  
 For Undeliverable Mail Only

Get updates on the go  
 Log on to [chase.com/alerts](http://chase.com/alerts)

4246315252326481000225002255645000000002



28834 BEX 9 28319 C  
 ROGER WOOD  
 SUPERSTITION FIRE  
 585 N IDAHO RD  
 APACHE JUNCTION AZ 85119-4014

\$ \_\_\_\_\_ Amount Enclosed  
 Make/Mail to Chase Card Services at the address below:

CARDMEMBER SERVICE  
 PO BOX 6294  
 CAROL STREAM IL 60197-6294

500016028 15952523264815



# ACCOUNT ACTIVITY

| Date of Transaction | Merchant Name or Transaction Description       | \$ Amount                   |
|---------------------|--|-----------------------------|
| 09/21               | Payment ThankYou Image Check                   | -283.82                     |
| 09/21               | Payment ThankYou Image Check                   | -8,105.88                   |
| 09/21               | Payment ThankYou Image Check                   | -843.29                     |
| 09/16               | OFFICEMAX/DEPOT 8678 APACHE JUNCTI AZ          | 21.61 100F                  |
| 10/07               | PNP AZ DOR TAXFEE info@pointand MI             | 2.89 150F 17873 \$ 2.70     |
| 10/07               | AZ DEPT OF REVENUE TMACCONNEL@AZ AZ            | 123.01 150F 17873 \$ 117.41 |
|                     | ROGER WOOD                                     |                             |
|                     | TRANSACTIONS THIS CYCLE (CARD 8481) \$9065.28- |                             |
|                     | INCLUDING PAYMENTS RECEIVED                    |                             |

|       |   |        |
|-------|---|--------|
| 09/10 | WAL-MART #1915 YUCCA VALLEY CA                | 21.66  |
| 09/10 | PANDA EXPRESS #2333 YUCCA VALLEY CA           | 33.00  |
| 09/10 | WAL-MART #1915 YUCCA VALLEY CA                | 62.35  |
| 09/09 | LAS PALMAS MEXICAN RESTAU YUCCA VALLEY CA     | 54.79  |
| 09/10 | BEST WESTERN JOSHUA TR YUCCA VALLEY CA        | 109.14 |
| 09/10 | APPLEBEES 995557099558 YUCCA VALLEY CA        | 73.37  |
| 09/10 | BEST WESTERN JOSHUA TR YUCCA VALLEY CA        | 109.14 |
| 09/10 | BEST WESTERN JOSHUA TR YUCCA VALLEY CA        | 109.14 |
| 09/10 | THE HOME DEPOT 8971 YUCCA VALLEY CA           | 34.76  |
| 09/10 | BEST WESTERN JOSHUA TR YUCCA VALLEY CA        | 109.14 |
| 09/12 | PIE FOR THE PEOPLE JOSHUA TREE CA             | 45.88  |
| 09/12 | WAL-MART #1915 YUCCA VALLEY CA                | 44.66  |
| 09/12 | JOHNS PLACE YUCCA VALLEY CA                   | 49.00  |
| 09/13 | CASTANEDAS PALMS JOSHUA TREE CA               | 30.25  |
| 09/12 | MARISCOS LA PALAPA MEXICA YUCCA VALLEY CA     | 70.31  |
| 09/14 | WAL-MART #1915 YUCCA VALLEY CA                | 22.28  |
| 09/13 | ARCO #42446 AMPM YUCCA VALLEY CA              | 30.03  |
| 09/15 | WAL-MART #1915 YUCCA VALLEY CA                | 28.20  |
| 09/14 | IHOP #3543 YUCCA VALLEY CA                    | 59.39  |
| 09/13 | PAPPY & HARRIET'S PIONEERTOWN CA              | 77.58  |
| 09/14 | PHO 85 VIETNAMESE CHINESE 760-3699586 CA      | 77.30  |
| 09/15 | TST* JT COUNTRY KITCHEN JOSHUA TREE CA        | 50.70  |
| 09/16 | BEST WESTERN JOSHUA TR YUCCA VALLEY CA        | 716.62 |
| 09/16 | BEST WESTERN JOSHUA TR YUCCA VALLEY CA        | 716.62 |
| 09/16 | BEST WESTERN JOSHUA TR YUCCA VALLEY CA        | 716.62 |
| 09/16 | 2 GUYS PIES 760-4185075 CA                    | 55.41  |
| 09/16 | DICKEYS CA-1246 YUCCA VALLEY CA               | 64.06  |
| 09/17 | CARLAS ROUTE 62 DINER YUCCA VALLEY CA         | 49.30  |
| 09/16 | BEST WESTERN JOSHUA TR YUCCA VALLEY CA        | 716.62 |
| 09/17 | THE HOME DEPOT 8971 YUCCA VALLEY CA           | 34.76  |
| 09/18 | TST* JT COUNTRY KITCHEN JOSHUA TREE CA        | 55.59  |
| 09/18 | LA CASITA NUEVA MEXICAN G YUCCA VALLEY CA     | 74.99  |
| 09/19 | WAL-MART #1915 YUCCA VALLEY CA                | 2.13   |
| 09/18 | APPLEBEES 995557099558 YUCCA VALLEY CA        | 78.36  |
| 09/19 | WAL-MART #1915 YUCCA VALLEY CA                | 15.10  |
| 09/21 | LARRY MILTS WESTERN CAFE YUCCA VALLEY CA      | 54.82  |
| 09/19 | IHOP #3543 YUCCA VALLEY CA                    | 59.37  |
| 09/20 | PIE FOR THE PEOPLE JOSHUA TREE CA             | 36.88  |
| 09/20 | TST* JT COUNTRY KITCHEN JOSHUA TREE CA        | 52.65  |
| 09/21 | WAL-MART #1915 YUCCA VALLEY CA                | 20.26  |
| 09/21 | DICKEYS CA-1246 YUCCA VALLEY CA               | 70.80  |
| 09/20 | STEAK N SHAKE 1903 YUCCA VALLEY CA            | 46.33  |
| 09/22 | LARRY MILTS WESTERN CAFE YUCCA VALLEY CA      | 88.14  |
| 09/21 | APPLEBEES 995557099558 YUCCA VALLEY CA        | 85.85  |
| 09/23 | TST* JT COUNTRY KITCHEN JOSHUA TREE CA        | 49.57  |
| 09/23 | PANDA EXPRESS #2333 YUCCA VALLEY CA           | 45.27  |
| 09/22 | MARISCOS LA PALAPA MEXICA YUCCA VALLEY CA     | 69.15  |
| 09/24 | GOOY'S CAFE - CA THOUSAND PALM CA             | 39.22  |
| 09/23 | PAPPY & HARRIET'S PIONEERTOWN CA              | 62.50  |
| 09/17 | BEST WESTERN JOSHUA TR YUCCA VALLEY CA        | 893.04 |
| 09/17 | BEST WESTERN JOSHUA TR YUCCA VALLEY CA        | 893.04 |
| 09/17 | BEST WESTERN JOSHUA TR YUCCA VALLEY CA        | 893.04 |
| 09/17 | BEST WESTERN JOSHUA TR YUCCA VALLEY CA        | 893.04 |
|       | HOWARD LOGSDON                                |        |
|       | TRANSACTIONS THIS CYCLE (CARD 6515) \$8912.22 |        |

100F  
17763  
CA  
wildland  
2019  
BLM  
National  
Severity  
Fire

|       |                                     |               |
|-------|-------------------------------------|---------------|
| 09/30 | THE EMBLEM AUTHORITY 800-4384285 NC | 1,370.00 100F |
|-------|-------------------------------------|---------------|

ACCOUNT ACTIVITY (CONTINUED)

| Date of Transaction | Merchant Name or Transaction Description  | \$ Amount |                                       |
|---------------------|---|-----------|---------------------------------------|
|                     | MIKE FARBER<br>TRANSACTIONS THIS CYCLE (CARD 6523) \$1370.00  |           |                                       |
| 10/01               | Amazon.com*IK68DBQ3 Amzn.com/bill WA<br>JEFF CRANMER<br>TRANSACTIONS THIS CYCLE (CARD 6549) \$562.56      | 562.56    | 100F                                  |
| 09/10               | CHEVRON 0091926 JANESVILLE CA   | 95.18     |                                       |
| 09/18               | CHEVRON 0303764 APACHE JUNCTI AZ  | 41.88     | 100F                                  |
| 09/17               | JERSEY MIKES 17019 SPARKS NV  | 19.96     |                                       |
| 09/18               | CHEVRON 0370676 WHITE HILLS AZ  | 85.40     |                                       |
| 09/17               | SHELL OIL 64611220136 SPARKS NV   | 67.45     | 17807                                 |
| 09/18               | HOOVER DAM LDG FRNT DK2 BOULDER CITY NV<br>BILL TAVARES<br>TRANSACTIONS THIS CYCLE (CARD 6556) \$411.51   | 101.64    |                                       |
| 09/25               | FIREHOUSE SUBS #838 MESA AZ<br>RICHARD MOONEY<br>TRANSACTIONS THIS CYCLE (CARD 6572) \$147.64             | 147.64    | 17831 100F                            |
| 09/26               | Arizona Fire Chiefs Assoc 623-581-8596 AZ   | 425.00    | 17837 100F                            |
| 09/26               | Arizona Fire Chiefs Assoc 623-581-8596 AZ   | 425.00    | 17837 100F                            |
| 09/30               | Arizona Fire Chiefs Assoc 623-581-8596 AZ   | 425.00    | 17848 100F                            |
| 10/03               | Arizona Fire Chiefs Assoc 623-581-8596 AZ<br>KELLY BARTZ<br>TRANSACTIONS THIS CYCLE (CARD 6598) \$1700.00 | 425.00    | 17871 100F                            |
| 09/11               | LYNDA.COM INC. 888-3359632 CA<br>DANIEL MCKINNEY<br>TRANSACTIONS THIS CYCLE (CARD 6614) \$375.00          | 375.00    | 17783 100F                            |
| 09/18               | DNH*GODADDY.COM 480-5058855 AZ  | 107.88    | 100F 17930 \$710 150F 17931 \$3596    |
| 09/19               | FREDPRYOR CAREERTRACK 800-5563012 KS  | 199.00    | 17813 100F                            |
| 09/24               | FRY'S 0665 APACHE JUNCTI AZ   | 20.54     | 17826 100F                            |
| 09/24               | GOLD CANYON GOLF RESORT 4809829090 AZ   | 111.54    | 100F 17932 \$7436 150F 17933 \$3710   |
| 09/24               | GOLD CANYON GOLF RESORT 4809829090 AZ   | 111.54    | 100F 17932 \$7436 150F 17933 \$3710   |
| 09/24               | GOLD CANYON GOLF RESORT 4809829090 AZ   | 111.54    | 100F 17932 \$7436 150F 17933 \$3710   |
| 10/01               | DNH*GODADDY.COM 480-5058855 AZ  | 657.47    | 100F 17930 \$438.31 150F 17931 \$2194 |
| 10/03               | DNH*GODADDY.COM 480-5058855 AZ<br>ANNA BUTEL<br>TRANSACTIONS THIS CYCLE (CARD 6655) \$1519.50             | 199.99    | 100F 17930 \$1333 150 17931 \$6466    |
| 09/12               | ARIZONA AMBULANCE ASSOCI 480-567-4106 AZ  | 200.00    | 17796 150F                            |
| 09/14               | SHERATON GRAND AT WILD HP CHANDLER AZ<br>BILLY WARREN<br>TRANSACTIONS THIS CYCLE (CARD 6663) \$394.54     | 194.54    | 17796 150F                            |
| 09/10               | SQ *WEATHER SHACK? Mesa AZ  | 56.53     | 100F 17827 \$2806 150F 17884 \$287    |
| 09/11               | AMZN Mktp US*7S4HU6M43 Amzn.com/bill WA   | 96.87     | 17827 100F                            |
| 09/11               | FEDEX 489890883 MEMPHIS TN  | 15.14     | 17827 100F                            |
| 09/11               | BIG O TIRES #4237 APACHE JUNCTI AZ  | 13.15     | 17827 100F                            |
| 09/12               | TRUCK PRO PHOENIX AZ  | 289.96    | 17827 100F                            |
| 09/12               | Amazon.com*XA8S53X3 Amzn.com/bill WA  | 113.97    | 100F 17827 \$5699 150F 17884 \$5699   |
| 09/15               | Amazon.com*MI4JC6CS3 Amzn.com/bill WA   | 226.80    | 17827 100F                            |
| 09/15               | AMZN Mktp US*AK95033L3 Amzn.com/bill WA   | 48.30     | 100F 17827 \$806 150F 17884 \$4025    |
| 09/18               | AMZN Mktp US*QY5Z92TX3 Amzn.com/bill WA   | 131.00    | 17827 100F                            |
| 09/19               | SELECT TECH 931-6848964 TN  | 523.77    | 17827 100F                            |
| 09/20               | ROUGH COUNTRY.COM ROUGH COUNTRY. TN   | 1,279.70  | 17827 100F                            |
| 09/25               | Amazon.com*XG66A57F3 Amzn.com/bill WA   | 35.04     | 17827 100F                            |
| 09/30               | AMZN Mktp US*UD3K57YJ3 Amzn.com/bill WA   | 59.98     | 17827 100F                            |
| 10/01               | FEDEX 491999904 MEMPHIS TN  | 15.99     | 17827 100F                            |
| 10/03               | AMZN Mktp US*WN9MY9M63 Amzn.com/bill WA   | 183.40    | 17827 100F                            |
| 10/04               | AMZN Mktp US*CN4A214N3 Amzn.com/bill WA   | 93.71     | 17827 100F                            |
| 10/06               | AMZN Mktp US*VK8SP08R3 Amzn.com/bill WA   | 56.92     | 17827 100F                            |
| 10/08               | AMZN Mktp US*6Y1QE9WQ3 Amzn.com/bill WA   | 126.17    | 100F 17827 \$6307 150F 17884 \$6308   |
| 10/08               | FEDEX 492708440 MEMPHIS TN<br>VAUGHN CROSSFAW<br>TRANSACTIONS THIS CYCLE (CARD 0697) \$3382.39            | 15.99     | 17827 100F                            |
| 09/12               | NFPA NATL FIRE PROTECT 800-344-3555 MA  | 111.20    | 17772 100F                            |
| 09/18               | ONE BEAT CPR LEARNING DAVIE FL  | 2,690.00  | 17811 400F                            |
| 09/18               | POSITIVE PROMOTIONS 800-6352666 NY  | 162.95    | 17812 100F                            |
| 09/24               | IN *AZ FIRE AND BURN EDUC 623-8827363 AZ  | 35.00     | 17816 100F                            |

CA wildland  
Walker  
Fire



### ACCOUNT ACTIVITY (CONTINUED)

| Date of Transaction | Merchant Name or Transaction Description      | \$ Amount  |
|---------------------|---|------------|
| 09/24               | FOREMOST MEDICAL EQUIP 585-586-4980 NY        | 515.70     |
|                     |   | 17818 400F |
| 10/09               | FRY'S 0665 APACHE JUNCTI AZ                   | 87.87      |
|                     |   | 17909 100F |
|                     | TINA GEROLA                                   |            |
|                     | TRANSACTIONS THIS CYCLE (CARD 6473) \$3602.72 |            |
| 09/24               | FRONTIER ACE HARDWARE APACHE JUNCTI AZ        | 32.86      |
|                     |   | 17824 100F |
|                     | MARK GOMEZ                                    |            |
|                     | TRANSACTIONS THIS CYCLE (CARD 5114) \$32.86   |            |

| 2019 Totals Year-to-Date       |        |
|--------------------------------|--------|
| Total fees charged in 2019     | \$8.91 |
| Total interest charged in 2019 | \$0.00 |

Year-to-date totals do not reflect any fee or interest refunds you may have received.

### INTEREST CHARGES

Your Annual Percentage Rate (APR) is the annual interest rate on your account.

| Balance Type             | Annual Percentage Rate (APR) | Balance Subject To Interest Rate | Interest Charges |
|--------------------------|------------------------------|----------------------------------|------------------|
| <b>PURCHASES</b>         |                              |                                  |                  |
| Purchases                | 11.99%(v)(d)                 | - 0 -                            | - 0 -            |
| <b>CASH ADVANCES</b>     |                              |                                  |                  |
| Cash Advances            | 20.99%(v)(d)                 | - 0 -                            | - 0 -            |
| <b>BALANCE TRANSFERS</b> |                              |                                  |                  |
| Balance Transfer         | 11.99%(v)(d)                 | - 0 -                            | - 0 -            |

30 Days in Billing Period

- (v) = Variable Rate
- (d) = Daily Balance Method (including new transactions)
- (a) = Average Daily Balance Method (including new transactions)

Please see Information About Your Account section for the Calculation of Balance Subject to Interest Rate, Annual Renewal Notice, How to Avoid Interest on Purchases, and other important information, as applicable.



# Superstition Fire & Medical District Monthly Pinal County Treasurer's Bank Account Reconciliation

## 200 Capital Projects Fund

### Reconciliation References:

- A Previous month's bank ending balance / current month's bank beginning balance
- B Interest Income
- C Current month's property tax receipts (real and personal)
- D Current month's Accounts Payable disbursements
- E Current month's Revenue Transfer
- F Current month's refunded interest
- G Current month's bank ending balance
- H Accounts Payable checks outstanding at month-end
- I Cash Balance per G/L Balance Sheet



**Superstition Fire & Medical District  
Capital Project (Fund 200) Cash Reconciliation  
Fiscal Year 2019- 2020  
10/31/2019**



|                                  | Deposits<br>(Cash Receipts) | Cash<br>Disbursements | Book<br>Balance         |
|----------------------------------|-----------------------------|-----------------------|-------------------------|
| Book Balance as of: 10/1/2019    |                             |                       | <u>\$635,742.78</u> (A) |
| <u>Activity During the Month</u> |                             |                       |                         |
| Journal Entries:                 |                             |                       |                         |
| Interest Income (Expense):       | 893.80                      |                       | 893.80 (B)              |
| Deposits                         |                             |                       | -                       |
| Revenue Transfer                 |                             |                       | -                       |
| Cash Receipts                    |                             |                       |                         |
| 2017 Real Estate Taxes           |                             |                       | -                       |
| 2018 Real Estate Taxes           | 947.77                      |                       | 947.77                  |
| 2019 Real Estate Taxes           | 356,635.93                  |                       | 356,635.93 (C)          |
| 2017 Pers. Prop. Taxes           | 32.19                       |                       | 32.19                   |
| 2018 Pers. Prop. Taxes           | 282.55                      |                       | 282.55                  |
| 2019 Pers. Prop. Taxes           | 27,943.13                   |                       | 27,943.13               |
| SRP Contributions                |                             |                       | -                       |
| Cash Disbursements               |                             |                       |                         |
| A) Accounts Payable              |                             | (7,482.94)            | (7,482.94) (D)          |
| B) Transfer in / Out             |                             | (20,805.97)           | (20,805.97) (E)         |
| C) Refund Interest               |                             | (0.61)                | (0.61) (F)              |
|                                  | <u>\$386,735.37</u>         | <u>(28,289.52)</u>    | <u>\$994,188.63</u>     |

Pinal County Bank Balance

Ending Bank Balance as of: 10/31/2019      Balance from YTD Column      \$ 994,188.63 (G)

Less: Outstanding Warrants      Check # 581      (H) (12,508.34)

(12,508.34)

\$ 981,680.29

Prepared by: *Jim Buckle* 11/4/19

Reviewed by: *Roger Wood* 11/12/19

Balance per B/S \$ 981,680.29

Difference \$ -



Pinal County Treasurer

Monthly Statement

Date Range: 10/1/2019 to 10/31/2019

| Account           | Period   | YTD          |                                   |
|-------------------|--|--------------|-----------------------------------|
| <b>6116421101</b> | <b>Superstition Fire &amp; Medical Dist Capital Projects</b> |              |                                   |
| Begin Balance:    | (A) 635,742.78   | 713,906.74   |                                   |
| Income:           | 365,929.40   | 440,080.67   |                                   |
| LOC Advance:      | .00  | .00          |                                   |
| Expense:          | (7,483.55)   | (159,798.78) | LOC: .00                          |
| LOC Payments:     | .00  | .00          | Warrants Outstanding: (12,508.34) |
| Cash Balance:     | (G) 994,188.63   | 994,188.63   | End: 981,680.29                   |

Monthly Statement Summary

| Source Code       | Description  | MTDAmount                            | YTDAmount         |
|-------------------|--|--------------------------------------|-------------------|
| <b>6116421101</b> | <b>Superstition Fire &amp; Medical Dist Capital Projects</b> | <b>Beginning Balance:</b> 635,742.78 | 713,906.74        |
| 11100.2017        | 2017 Real Estate Taxes                                       | .00                                  | .19               |
| 11100.2018        | 2018 Real Estate Taxes                                       | 947.77                               | 5,750.88          |
| 11100.2019        | 2019 Real Estate Taxes                                       | 356,635.93                           | 411,666.39        |
| 12100.2017        | 2017 Personal Property Taxes                                 | 32.19                                | 214.25            |
| 12100.2018        | 2018 Personal Property Taxes                                 | 282.55                               | 887.89            |
| 12100.2019        | 2019 Personal Property Taxes                                 | 27,943.13                            | 37,481.00         |
| 21100.40          | Wells Fargo Bank Investment Interest                         | 2.96                                 | 20.44             |
| 21100.41          | Wells Fargo Repo Investment Interest                         | 55.33                                | 773.28            |
| 21100.43          | Wells Fargo Trust Investment Interest                        | 9.86                                 | 53.40             |
| 21100.46          | Wells Fargo Investment Investment Interest                   | 287.55                               | 616.38            |
| 21100.55          | Multi-Bank Securities Investment Interest                    | 64.10                                | 498.32            |
| 21100.70          | Vining Sparks Investment Interest                            | 370.28                               | 1,806.21          |
| 21100.80          | Stifel Nicolaus & Company Investment Interest                | 103.72                               | 495.19            |
| 73750.0           | Revenue Transfer   | (20,805.97)                          | (20,183.15)       |
| 90400.0           | Refund Interest  | (.61)                                | (.61)             |
| 90930.0           | Warrants Redeemed  | (7,482.94)                           | (159,798.17)      |
|                   | <b>Ending Balance:</b>                                       | <b>994,188.63</b>                    | <b>994,188.63</b> |

Monthly Statement Detail

| Date  | Notes            | Doc # | Amount                               | C/D |
|---|------------------|-------|--------------------------------------|-----|
| <b>6116421101 Superstition Fire &amp; Medical Dist Capital Projects</b> |                  |       | <b>Beginning Balance: 635,742.78</b> |     |
| 11100.2018 2018 Real Estate Taxes                                       |                  |       | Source Code Total: 947.77            |     |
| 10/01   | Tax Distribution | 0     | 1.69                                 | C   |
| 10/02   | Tax Distribution | 0     | .16                                  | C   |
| 10/02   | Tax Distribution | 0     | 22.89                                | C   |
| 10/02   | Tax Distribution | 0     | 8.24                                 | C   |
| 10/03   | Tax Distribution | 0     | 25.53                                | C   |
| 10/03   | Tax Distribution | 0     | 24.18                                | C   |
| 10/04   | Tax Distribution | 0     | 21.42                                | C   |
| 10/04   | Tax Distribution | 0     | .33                                  | C   |
| 10/07   | Tax Distribution | 0     | 1.83                                 | C   |
| 10/07   | Tax Distribution | 0     | 52.33                                | C   |
| 10/08   | Tax Distribution | 0     | 66.56                                | C   |
| 10/09   | Tax Distribution | 0     | 7.01                                 | C   |
| 10/09   | Tax Distribution | 0     | 48.58                                | C   |
| 10/10   | Tax Distribution | 0     | 85.07                                | C   |
| 10/10   | Tax Distribution | 0     | 4.00                                 | C   |
| 10/10   | Tax Distribution | 0     | 4.38                                 | C   |
| 10/10   | Tax Distribution | 0     | 12.35                                | C   |
| 10/11   | Tax Distribution | 0     | 3.39                                 | C   |
| 10/11   | Tax Distribution | 0     | 4.06                                 | C   |



Pinal County Treasurer

Monthly Statement

Date Range: 10/1/2019 to 10/31/2019

|                                   |                  |   |                               |   |
|-----------------------------------|------------------|---|-------------------------------|---|
| 10/11                             | Tax Distribution | 0 | 1.92                          | C |
| 10/14                             | Tax Distribution | 0 | 8.37                          | C |
| 10/14                             | Tax Distribution | 0 | 11.74                         | C |
| 10/15                             | Tax Distribution | 0 | 10.05                         | C |
| 10/15                             | Tax Distribution | 0 | 10.22                         | C |
| 10/16                             | Tax Distribution | 0 | 4.26                          | C |
| 10/16                             | Tax Distribution | 0 | 23.68                         | C |
| 10/16                             | Tax Distribution | 0 | 26.42                         | C |
| 10/17                             | Tax Distribution | 0 | (9.45)                        | C |
| 10/17                             | Tax Distribution | 0 | 21.64                         | C |
| 10/17                             | Tax Distribution | 0 | 8.18                          | C |
| 10/21                             | Tax Distribution | 0 | 4.12                          | C |
| 10/23                             | Tax Distribution | 0 | 42.33                         | C |
| 10/23                             | Tax Distribution | 0 | 24.03                         | C |
| 10/23                             | Tax Distribution | 0 | 10.34                         | C |
| 10/24                             | Tax Distribution | 0 | 13.32                         | C |
| 10/24                             | Tax Distribution | 0 | 18.76                         | C |
| 10/24                             | Tax Distribution | 0 | 17.26                         | C |
| 10/25                             | Tax Distribution | 0 | 24.93                         | C |
| 10/25                             | Tax Distribution | 0 | 40.55                         | C |
| 10/25                             | Tax Distribution | 0 | 15.37                         | C |
| 10/28                             | Tax Distribution | 0 | 2.51                          | C |
| 10/28                             | Tax Distribution | 0 | 7.83                          | C |
| 10/29                             | Tax Distribution | 0 | 32.63                         | C |
| 10/29                             | Tax Distribution | 0 | 2.90                          | C |
| 10/29                             | Tax Distribution | 0 | 1.80                          | C |
| 10/30                             | Tax Distribution | 0 | 46.48                         | C |
| 10/30                             | Tax Distribution | 0 | .14                           | C |
| 10/30                             | Tax Distribution | 0 | 37.42                         | C |
| 10/30                             | Tax Distribution | 0 | 3.89                          | C |
| 10/31                             | Tax Distribution | 0 | 44.62                         | C |
| 10/31                             | Tax Distribution | 0 | 36.64                         | C |
| 10/31                             | Tax Distribution | 0 | 8.87                          | C |
| 11100.2019 2019 Real Estate Taxes |                  |   | Source Code Total: 356,635.93 |   |
| 10/01                             | Tax Distribution | 0 | 5,330.88                      | C |
| 10/01                             | Tax Distribution | 0 | 30.68                         | C |
| 10/01                             | Tax Distribution | 0 | 3,131.58                      | C |
| 10/01                             | Tax Distribution | 0 | 539.43                        | C |
| 10/02                             | Tax Distribution | 0 | 8,059.92                      | C |
| 10/02                             | Tax Distribution | 0 | 23.89                         | C |
| 10/02                             | Tax Distribution | 0 | 1,156.64                      | C |
| 10/02                             | Tax Distribution | 0 | 1,594.45                      | C |
| 10/02                             | Tax Distribution | 0 | 1,661.25                      | C |
| 10/02                             | Tax Distribution | 0 | 128.94                        | C |
| 10/03                             | Tax Distribution | 0 | 5,679.24                      | C |
| 10/03                             | Tax Distribution | 0 | 1,064.50                      | C |
| 10/03                             | Tax Distribution | 0 | 534.76                        | C |
| 10/03                             | Tax Distribution | 0 | 1,328.97                      | C |
| 10/03                             | Tax Distribution | 0 | 244.74                        | C |
| 10/04                             | Tax Distribution | 0 | 7,162.25                      | C |
| 10/04                             | Tax Distribution | 0 | (50.78)                       | C |
| 10/04                             | Tax Distribution | 0 | 1,634.35                      | C |
| 10/04                             | Tax Distribution | 0 | 908.19                        | C |
| 10/04                             | Tax Distribution | 0 | 215.73                        | C |
| 10/07                             | Tax Distribution | 0 | 3,571.81                      | C |
| 10/07                             | Tax Distribution | 0 | 497.11                        | C |
| 10/07                             | Tax Distribution | 0 | 117.42                        | C |



Pinal County Treasurer

Monthly Statement

Date Range: 10/1/2019 to 10/31/2019

|       |                  |   |          |   |
|-------|------------------|---|----------|---|
| 10/07 | Tax Distribution | 0 | 1,388.10 | C |
| 10/07 | Tax Distribution | 0 | 1,205.40 | C |
| 10/07 | Tax Distribution | 0 | 178.98   | C |
| 10/08 | Tax Distribution | 0 | 7,691.52 | C |
| 10/08 | Tax Distribution | 0 | (6.76)   | C |
| 10/08 | Tax Distribution | 0 | 458.11   | C |
| 10/08 | Tax Distribution | 0 | 1,126.52 | C |
| 10/08 | Tax Distribution | 0 | 813.89   | C |
| 10/08 | Tax Distribution | 0 | 425.54   | C |
| 10/09 | Tax Distribution | 0 | 1,057.00 | C |
| 10/09 | Tax Distribution | 0 | 129.09   | C |
| 10/09 | Tax Distribution | 0 | 5,767.34 | C |
| 10/09 | Tax Distribution | 0 | 2,122.95 | C |
| 10/09 | Tax Distribution | 0 | 1,287.98 | C |
| 10/10 | Tax Distribution | 0 | 6,479.92 | C |
| 10/10 | Tax Distribution | 0 | 704.93   | C |
| 10/10 | Tax Distribution | 0 | 27.31    | C |
| 10/10 | Tax Distribution | 0 | 394.08   | C |
| 10/10 | Tax Distribution | 0 | 319.63   | C |
| 10/10 | Tax Distribution | 0 | 486.86   | C |
| 10/11 | Tax Distribution | 0 | 9,633.39 | C |
| 10/11 | Tax Distribution | 0 | (27.35)  | C |
| 10/11 | Tax Distribution | 0 | 916.33   | C |
| 10/11 | Tax Distribution | 0 | 138.90   | C |
| 10/11 | Tax Distribution | 0 | 964.65   | C |
| 10/14 | Tax Distribution | 0 | 6,485.23 | C |
| 10/14 | Tax Distribution | 0 | 121.74   | C |
| 10/14 | Tax Distribution | 0 | 902.30   | C |
| 10/14 | Tax Distribution | 0 | 619.75   | C |
| 10/14 | Tax Distribution | 0 | 186.09   | C |
| 10/15 | Tax Distribution | 0 | 6,160.15 | C |
| 10/15 | Tax Distribution | 0 | 346.90   | C |
| 10/15 | Tax Distribution | 0 | 1,422.36 | C |
| 10/15 | Tax Distribution | 0 | 606.43   | C |
| 10/15 | Tax Distribution | 0 | 382.81   | C |
| 10/16 | Tax Distribution | 0 | 6,932.95 | C |
| 10/16 | Tax Distribution | 0 | (58.92)  | C |
| 10/16 | Tax Distribution | 0 | 396.40   | C |
| 10/16 | Tax Distribution | 0 | 37.69    | C |
| 10/16 | Tax Distribution | 0 | 1,588.68 | C |
| 10/16 | Tax Distribution | 0 | 1,523.79 | C |
| 10/16 | Tax Distribution | 0 | 1,296.59 | C |
| 10/16 | Tax Distribution | 0 | 281.66   | C |
| 10/17 | Tax Distribution | 0 | 1,944.40 | C |
| 10/17 | Tax Distribution | 0 | 787.83   | C |
| 10/17 | Tax Distribution | 0 | 396.73   | C |
| 10/17 | Tax Distribution | 0 | 1,076.78 | C |
| 10/17 | Tax Distribution | 0 | 291.78   | C |
| 10/18 | Tax Distribution | 0 | 424.15   | C |
| 10/18 | Tax Distribution | 0 | 565.46   | C |
| 10/18 | Tax Distribution | 0 | 133.28   | C |
| 10/21 | Tax Distribution | 0 | 8,636.83 | C |
| 10/21 | Tax Distribution | 0 | (97.07)  | C |
| 10/21 | Tax Distribution | 0 | 2,208.44 | C |
| 10/21 | Tax Distribution | 0 | 200.29   | C |
| 10/21 | Tax Distribution | 0 | 987.76   | C |
| 10/21 | Tax Distribution | 0 | 945.40   | C |



Pinal County Treasurer

Monthly Statement

Date Range: 10/1/2019 to 10/31/2019

|   |                  |   |                    |       |
|---|------------------|---|--------------------|-------|
| 10/21                                   | Tax Distribution | 0 | 944.87             | C     |
| 10/21                                   | Tax Distribution | 0 | 408.85             | C     |
| 10/22                                   | Tax Distribution | 0 | 5,795.84           | C     |
| 10/22                                   | Tax Distribution | 0 | 804.83             | C     |
| 10/22                                   | Tax Distribution | 0 | 973.55             | C     |
| 10/22                                   | Tax Distribution | 0 | 564.95             | C     |
| 10/23                                   | Tax Distribution | 0 | 3,274.82           | C     |
| 10/23                                   | Tax Distribution | 0 | 557.54             | C     |
| 10/23                                   | Tax Distribution | 0 | 550.34             | C     |
| 10/23                                   | Tax Distribution | 0 | 1,004.64           | C     |
| 10/23                                   | Tax Distribution | 0 | 977.46             | C     |
| 10/23                                   | Tax Distribution | 0 | 67.77              | C     |
| 10/23                                   | Tax Distribution | 0 | 709.26             | C     |
| 10/23                                   | Tax Distribution | 0 | 389.69             | C     |
| 10/24                                   | Tax Distribution | 0 | 2,211.94           | C     |
| 10/24                                   | Tax Distribution | 0 | 1,258.22           | C     |
| 10/24                                   | Tax Distribution | 0 | 2,936.27           | C     |
| 10/24                                   | Tax Distribution | 0 | 1,646.84           | C     |
| 10/25                                   | Tax Distribution | 0 | (50.78)            | C     |
| 10/25                                   | Tax Distribution | 0 | 11,291.15          | C     |
| 10/25                                   | Tax Distribution | 0 | 583.27             | C     |
| 10/25                                   | Tax Distribution | 0 | 931.32             | C     |
| 10/25                                   | Tax Distribution | 0 | 5,603.63           | C     |
| 10/25                                   | Tax Distribution | 0 | 1,241.67           | C     |
| 10/28                                   | Tax Distribution | 0 | 2,563.27           | C     |
| 10/28                                   | Tax Distribution | 0 | 1,588.49           | C     |
| 10/28                                   | Tax Distribution | 0 | 8,239.42           | C     |
| 10/28                                   | Tax Distribution | 0 | 1,036.21           | C     |
| 10/28                                   | Tax Distribution | 0 | 1,402.93           | C     |
| 10/28                                   | Tax Distribution | 0 | 223.90             | C     |
| 10/29                                   | Tax Distribution | 0 | 4,590.47           | C     |
| 10/29                                   | Tax Distribution | 0 | (6.56)             | C     |
| 10/29                                   | Tax Distribution | 0 | 1,752.42           | C     |
| 10/29                                   | Tax Distribution | 0 | 1,530.05           | C     |
| 10/29                                   | Tax Distribution | 0 | 486.46             | C     |
| 10/29                                   | Tax Distribution | 0 | 1,835.13           | C     |
| 10/29                                   | Tax Distribution | 0 | 111.73             | C     |
| 10/30                                   | Tax Distribution | 0 | (17.03)            | C     |
| 10/30                                   | Tax Distribution | 0 | 8,014.74           | C     |
| 10/30                                   | Tax Distribution | 0 | 618.69             | C     |
| 10/30                                   | Tax Distribution | 0 | 1,190.17           | C     |
| 10/30                                   | Tax Distribution | 0 | 2,430.34           | C     |
| 10/30                                   | Tax Distribution | 0 | 718.43             | C     |
| 10/30                                   | Tax Distribution | 0 | 11.05              | C     |
| 10/31                                   | Tax Distribution | 0 | (16.64)            | C     |
| 10/31                                   | Tax Distribution | 0 | 128,746.63         | C     |
| 10/31                                   | Tax Distribution | 0 | 1,036.74           | C     |
| 10/31                                   | Tax Distribution | 0 | 1,631.48           | C     |
| 10/31                                   | Tax Distribution | 0 | 6,233.48           | C     |
| 10/31                                   | Tax Distribution | 0 | 21.07              | C     |
| 12100.2017 2017 Personal Property Taxes |                  |   | Source Code Total: | 32.19 |
| 10/01                                   | Tax Distribution | 0 | 1.03               | C     |
| 10/02                                   | Tax Distribution | 0 | 2.04               | C     |
| 10/02                                   | Tax Distribution | 0 | .85                | C     |
| 10/07                                   | Tax Distribution | 0 | 1.00               | C     |
| 10/08                                   | Tax Distribution | 0 | .25                | C     |
| 10/08                                   | Tax Distribution | 0 | .46                | C     |



Pinal County Treasurer

Monthly Statement

Date Range: 10/1/2019 to 10/31/2019

|   |                  |   |                           |   |
|---|------------------|---|---------------------------|---|
| 10/09                                   | Tax Distribution | 0 | 2.96                      | C |
| 10/10                                   | Tax Distribution | 0 | 1.60                      | C |
| 10/11                                   | Tax Distribution | 0 | .34                       | C |
| 10/14                                   | Tax Distribution | 0 | .27                       | C |
| 10/15                                   | Tax Distribution | 0 | 1.28                      | C |
| 10/16                                   | Tax Distribution | 0 | (3.81)                    | C |
| 10/17                                   | Tax Distribution | 0 | 3.53                      | C |
| 10/21                                   | Tax Distribution | 0 | 6.18                      | C |
| 10/22                                   | Tax Distribution | 0 | 1.43                      | C |
| 10/23                                   | Tax Distribution | 0 | 9.42                      | C |
| 10/30                                   | Tax Distribution | 0 | 2.64                      | C |
| 10/31                                   | Tax Distribution | 0 | .72                       | C |
| 12100.2018 2018 Personal Property Taxes |                  |   | Source Code Total: 282.55 |   |
| 10/01                                   | Tax Distribution | 0 | 4.09                      | C |
| 10/02                                   | Tax Distribution | 0 | 1.15                      | C |
| 10/02                                   | Tax Distribution | 0 | 2.04                      | C |
| 10/02                                   | Tax Distribution | 0 | 3.40                      | C |
| 10/02                                   | Tax Distribution | 0 | 21.34                     | C |
| 10/03                                   | Tax Distribution | 0 | 5.37                      | C |
| 10/03                                   | Tax Distribution | 0 | 9.10                      | C |
| 10/03                                   | Tax Distribution | 0 | .09                       | C |
| 10/04                                   | Tax Distribution | 0 | (7.74)                    | C |
| 10/04                                   | Tax Distribution | 0 | 1.56                      | C |
| 10/07                                   | Tax Distribution | 0 | .96                       | C |
| 10/07                                   | Tax Distribution | 0 | 3.64                      | C |
| 10/08                                   | Tax Distribution | 0 | 1.36                      | C |
| 10/09                                   | Tax Distribution | 0 | 15.38                     | C |
| 10/09                                   | Tax Distribution | 0 | 4.46                      | C |
| 10/10                                   | Tax Distribution | 0 | 14.65                     | C |
| 10/10                                   | Tax Distribution | 0 | 4.83                      | C |
| 10/10                                   | Tax Distribution | 0 | 10.08                     | C |
| 10/11                                   | Tax Distribution | 0 | 1.67                      | C |
| 10/14                                   | Tax Distribution | 0 | 51.18                     | C |
| 10/15                                   | Tax Distribution | 0 | 2.77                      | C |
| 10/15                                   | Tax Distribution | 0 | 4.35                      | C |
| 10/15                                   | Tax Distribution | 0 | 11.16                     | C |
| 10/16                                   | Tax Distribution | 0 | 2.23                      | C |
| 10/16                                   | Tax Distribution | 0 | .82                       | C |
| 10/16                                   | Tax Distribution | 0 | 2.23                      | C |
| 10/16                                   | Tax Distribution | 0 | 5.23                      | C |
| 10/17                                   | Tax Distribution | 0 | 20.97                     | C |
| 10/17                                   | Tax Distribution | 0 | .64                       | C |
| 10/18                                   | Tax Distribution | 0 | .02                       | C |
| 10/18                                   | Tax Distribution | 0 | .44                       | C |
| 10/21                                   | Tax Distribution | 0 | 1.00                      | C |
| 10/21                                   | Tax Distribution | 0 | 1.49                      | C |
| 10/21                                   | Tax Distribution | 0 | .96                       | C |
| 10/22                                   | Tax Distribution | 0 | 1.43                      | C |
| 10/22                                   | Tax Distribution | 0 | .10                       | C |
| 10/23                                   | Tax Distribution | 0 | 19.10                     | C |
| 10/24                                   | Tax Distribution | 0 | 1.04                      | C |
| 10/28                                   | Tax Distribution | 0 | 3.52                      | C |
| 10/29                                   | Tax Distribution | 0 | .80                       | C |
| 10/29                                   | Tax Distribution | 0 | 26.70                     | C |
| 10/30                                   | Tax Distribution | 0 | 1.11                      | C |
| 10/30                                   | Tax Distribution | 0 | 1.33                      | C |
| 10/30                                   | Tax Distribution | 0 | 11.90                     | C |



Pinal County Treasurer

Monthly Statement

Date Range: 10/1/2019 to 10/31/2019

|   |                  |   |                              |   |
|---|------------------|---|------------------------------|---|
| 10/31                                   | Tax Distribution | 0 | 9.03                         | C |
| 10/31                                   | Tax Distribution | 0 | 3.57                         | C |
| 12100.2019 2019 Personal Property Taxes |                  |   | Source Code Total: 27,943.13 |   |
| 10/01                                   | Tax Distribution | 0 | 1,278.63                     | C |
| 10/01                                   | Tax Distribution | 0 | (1.13)                       | C |
| 10/01                                   | Tax Distribution | 0 | 5.94                         | C |
| 10/01                                   | Tax Distribution | 0 | 208.46                       | C |
| 10/01                                   | Tax Distribution | 0 | 98.20                        | C |
| 10/02                                   | Tax Distribution | 0 | 1,464.66                     | C |
| 10/02                                   | Tax Distribution | 0 | (20.44)                      | C |
| 10/02                                   | Tax Distribution | 0 | 38.49                        | C |
| 10/02                                   | Tax Distribution | 0 | 103.32                       | C |
| 10/02                                   | Tax Distribution | 0 | 120.50                       | C |
| 10/02                                   | Tax Distribution | 0 | 233.91                       | C |
| 10/02                                   | Tax Distribution | 0 | 28.10                        | C |
| 10/03                                   | Tax Distribution | 0 | 818.90                       | C |
| 10/03                                   | Tax Distribution | 0 | 204.75                       | C |
| 10/03                                   | Tax Distribution | 0 | 63.45                        | C |
| 10/03                                   | Tax Distribution | 0 | 148.71                       | C |
| 10/03                                   | Tax Distribution | 0 | 16.09                        | C |
| 10/04                                   | Tax Distribution | 0 | 1,562.97                     | C |
| 10/04                                   | Tax Distribution | 0 | 117.88                       | C |
| 10/04                                   | Tax Distribution | 0 | 59.68                        | C |
| 10/07                                   | Tax Distribution | 0 | 1,064.01                     | C |
| 10/07                                   | Tax Distribution | 0 | 43.36                        | C |
| 10/07                                   | Tax Distribution | 0 | 249.95                       | C |
| 10/07                                   | Tax Distribution | 0 | 216.55                       | C |
| 10/07                                   | Tax Distribution | 0 | 9.93                         | C |
| 10/08                                   | Tax Distribution | 0 | 1,518.83                     | C |
| 10/08                                   | Tax Distribution | 0 | (2.18)                       | C |
| 10/08                                   | Tax Distribution | 0 | 34.56                        | C |
| 10/08                                   | Tax Distribution | 0 | 109.17                       | C |
| 10/08                                   | Tax Distribution | 0 | 104.77                       | C |
| 10/08                                   | Tax Distribution | 0 | 15.50                        | C |
| 10/09                                   | Tax Distribution | 0 | 830.07                       | C |
| 10/09                                   | Tax Distribution | 0 | 11.19                        | C |
| 10/09                                   | Tax Distribution | 0 | 248.26                       | C |
| 10/09                                   | Tax Distribution | 0 | 221.70                       | C |
| 10/09                                   | Tax Distribution | 0 | 497.98                       | C |
| 10/09                                   | Tax Distribution | 0 | 25.55                        | C |
| 10/10                                   | Tax Distribution | 0 | 882.55                       | C |
| 10/10                                   | Tax Distribution | 0 | 81.46                        | C |
| 10/10                                   | Tax Distribution | 0 | 692.56                       | C |
| 10/10                                   | Tax Distribution | 0 | 38.50                        | C |
| 10/10                                   | Tax Distribution | 0 | 34.73                        | C |
| 10/10                                   | Tax Distribution | 0 | 42.87                        | C |
| 10/11                                   | Tax Distribution | 0 | 1,256.08                     | C |
| 10/11                                   | Tax Distribution | 0 | 59.58                        | C |
| 10/11                                   | Tax Distribution | 0 | 38.52                        | C |
| 10/11                                   | Tax Distribution | 0 | 55.62                        | C |
| 10/14                                   | Tax Distribution | 0 | 655.06                       | C |
| 10/14                                   | Tax Distribution | 0 | 284.00                       | C |
| 10/14                                   | Tax Distribution | 0 | 32.18                        | C |
| 10/14                                   | Tax Distribution | 0 | 25.42                        | C |
| 10/15                                   | Tax Distribution | 0 | 656.99                       | C |
| 10/15                                   | Tax Distribution | 0 | 12.07                        | C |
| 10/15                                   | Tax Distribution | 0 | 33.06                        | C |





Pinal County Treasurer

Monthly Statement

Date Range: 10/1/2019 to 10/31/2019

|       |                  |   |          |   |
|-------|------------------|---|----------|---|
| 10/15 | Tax Distribution | 0 | 119.88   | C |
| 10/15 | Tax Distribution | 0 | 77.44    | C |
| 10/15 | Tax Distribution | 0 | 41.72    | C |
| 10/16 | Tax Distribution | 0 | 788.49   | C |
| 10/16 | Tax Distribution | 0 | (1.12)   | C |
| 10/16 | Tax Distribution | 0 | 140.01   | C |
| 10/16 | Tax Distribution | 0 | 176.23   | C |
| 10/16 | Tax Distribution | 0 | 142.30   | C |
| 10/16 | Tax Distribution | 0 | 44.33    | C |
| 10/17 | Tax Distribution | 0 | 709.21   | C |
| 10/17 | Tax Distribution | 0 | 13.12    | C |
| 10/17 | Tax Distribution | 0 | 34.30    | C |
| 10/17 | Tax Distribution | 0 | 14.92    | C |
| 10/18 | Tax Distribution | 0 | 123.82   | C |
| 10/18 | Tax Distribution | 0 | 118.35   | C |
| 10/18 | Tax Distribution | 0 | 19.08    | C |
| 10/21 | Tax Distribution | 0 | 1,668.13 | C |
| 10/21 | Tax Distribution | 0 | (25.90)  | C |
| 10/21 | Tax Distribution | 0 | 139.64   | C |
| 10/21 | Tax Distribution | 0 | .91      | C |
| 10/21 | Tax Distribution | 0 | 65.24    | C |
| 10/21 | Tax Distribution | 0 | 101.06   | C |
| 10/21 | Tax Distribution | 0 | 53.66    | C |
| 10/21 | Tax Distribution | 0 | 1.87     | C |
| 10/22 | Tax Distribution | 0 | 632.20   | C |
| 10/22 | Tax Distribution | 0 | 111.73   | C |
| 10/22 | Tax Distribution | 0 | 49.68    | C |
| 10/22 | Tax Distribution | 0 | 17.61    | C |
| 10/23 | Tax Distribution | 0 | 231.27   | C |
| 10/23 | Tax Distribution | 0 | 134.07   | C |
| 10/23 | Tax Distribution | 0 | 29.13    | C |
| 10/23 | Tax Distribution | 0 | 82.69    | C |
| 10/23 | Tax Distribution | 0 | 55.30    | C |
| 10/23 | Tax Distribution | 0 | 8.05     | C |
| 10/24 | Tax Distribution | 0 | 182.25   | C |
| 10/24 | Tax Distribution | 0 | 71.94    | C |
| 10/24 | Tax Distribution | 0 | 102.63   | C |
| 10/24 | Tax Distribution | 0 | 599.42   | C |
| 10/25 | Tax Distribution | 0 | 73.02    | C |
| 10/25 | Tax Distribution | 0 | 28.73    | C |
| 10/25 | Tax Distribution | 0 | 81.07    | C |
| 10/25 | Tax Distribution | 0 | 398.77   | C |
| 10/25 | Tax Distribution | 0 | 38.11    | C |
| 10/28 | Tax Distribution | 0 | 381.87   | C |
| 10/28 | Tax Distribution | 0 | 170.15   | C |
| 10/28 | Tax Distribution | 0 | 184.20   | C |
| 10/28 | Tax Distribution | 0 | 200.24   | C |
| 10/29 | Tax Distribution | 0 | 553.68   | C |
| 10/29 | Tax Distribution | 0 | 106.56   | C |
| 10/29 | Tax Distribution | 0 | 218.95   | C |
| 10/29 | Tax Distribution | 0 | 62.51    | C |
| 10/29 | Tax Distribution | 0 | 106.23   | C |
| 10/30 | Tax Distribution | 0 | (2.98)   | C |
| 10/30 | Tax Distribution | 0 | 69.83    | C |
| 10/30 | Tax Distribution | 0 | 132.41   | C |
| 10/30 | Tax Distribution | 0 | 393.13   | C |
| 10/30 | Tax Distribution | 0 | 140.20   | C |



Pinal County Treasurer

Monthly Statement

Date Range: 10/1/2019 to 10/31/2019

|  |   |        |   |                                   |   |
|--|---|--------|---|-----------------------------------|---|
| 10/30  | Tax Distribution                                |        | 0 | 11.89                             | C |
| 10/31  | Tax Distribution                                |        | 0 | 2.95                              | C |
| 10/31  | Tax Distribution                                |        | 0 | 121.29                            | C |
| 10/31  | Tax Distribution                                |        | 0 | 82.39                             | C |
| 10/31  | Tax Distribution                                |        | 0 | 864.80                            | C |
| 10/31  | Tax Distribution                                |        | 0 | 16.95                             | C |
| 21100.40   | Wells Fargo Bank Investment Interest            |        |   | Source Code Total: 2.96           |   |
| 10/01  | Investment Interest                             |        | 0 | 2.96                              | C |
| 21100.41   | Wells Fargo Repo Investment Interest            |        |   | Source Code Total: 55.33          |   |
| 10/01  | Investment Interest                             |        | 0 | 55.33                             | C |
| 21100.43   | Wells Fargo Trust Investment Interest           |        |   | Source Code Total: 9.86           |   |
| 10/02  | Investment Interest                             |        | 0 | 9.69                              | C |
| 10/14  | Investment Interest                             |        | 0 | .17                               | C |
| 21100.46   | Wells Fargo Investment Investment Interest      |        |   | Source Code Total: 287.55         |   |
| 10/22  | Investment Interest                             |        | 0 | 11.29                             | C |
| 10/28  | Investment Interest                             |        | 0 | 61.80                             | C |
| 10/28  | Investment Interest                             |        | 0 | 56.27                             | C |
| 10/28  | Investment Interest                             |        | 0 | 79.01                             | C |
| 10/30  | Investment Interest                             |        | 0 | 79.18                             | C |
| 21100.55   | Multi-Bank Securities Investment Interest       |        |   | Source Code Total: 64.10          |   |
| 10/09  | Investment Interest                             |        | 0 | 59.04                             | C |
| 10/16  | Investment Interest                             |        | 0 | 5.06                              | C |
| 21100.70   | Vining Sparks Investment Interest               |        |   | Source Code Total: 370.28         |   |
| 10/01  | Investment Interest                             |        | 0 | 30.64                             | C |
| 10/11  | Investment Interest                             |        | 0 | 59.75                             | C |
| 10/17  | Investment Interest                             |        | 0 | 53.18                             | C |
| 10/22  | Investment Interest                             |        | 0 | 50.73                             | C |
| 10/28  | Investment Interest                             |        | 0 | 89.89                             | C |
| 10/30  | Investment Interest                             |        | 0 | 86.09                             | C |
| 21100.80   | Stifel Nicolaus & Company Investment Interest   |        |   | Source Code Total: 103.72         |   |
| 10/30  | Investment Interest                             |        | 0 | 103.72                            | C |
| 73750.0  | Revenue Transfer                                |        |   | Source Code Total: (20,805.97)    |   |
| 10/03  | US Digital G2 Upgrade Correction                |        | 0 | (20,805.97)                       | C |
| 90400.0  | Refund Interest                                 |        |   | Source Code Total: (.61)          |   |
| 10/04  | 160707 T99-82-38522 2018 Adjustment/Corr Refund | 160707 |   | (.37)                             | D |
| 10/22  | 160886 101-14-010A3 2019 Adjustment/Corr Refund | 160886 |   | (.24)                             | D |
| 90930.0  | Warrants Redeemed                               |        |   | Source Code Total: (7,482.94)     |   |
| 10/01  | Paid Warrants                                   |        | 0 | (7,053.94)                        | D |
| 10/30  | Paid Warrants                                   |        | 0 | (429.00)                          | D |
| 6116421101 Superstition Fire & Medical Dist Capital Projects |   |        |   | <b>Ending Balance: 994,188.63</b> |   |

Warrant Detail

| Payee Name   | Warrant    | Amount    | Issue Dt | Status Dt | Voucher                     |
|--|------------|-----------|----------|-----------|-----------------------------|
| 6116421101 Superstition Fire & Medical Dist Capital Projects |            |           |          |           | Account Total: 19,991.28    |
| Fund: 1107   |            |           |          |           | Fund Total: 19,991.28       |
| Status: OUTS   |            |           |          |           | Status Total: 12,508.34 (H) |
| DISCOUNTCELL, INC.   | 1107000581 | 12,508.34 | 10/23/19 | 10/23/19  |                             |
| Status: PAID   |            |           |          |           | Status Total: 7,482.94 (D)  |
| MOTOROLA SOLUTIONS, INC                                      | 1107000579 | 7,053.94  | 09/25/19 | 10/01/19  |                             |
| CITY OF MESA   | 1107000580 | 429.00    | 10/16/19 | 10/30/19  |                             |
|  | Count      | Amount    |          |           |                             |
| Total OUTS:  | 1          | 12,508.34 |          |           |                             |
| Total PAID:  | 2          | 7,482.94  |          |           |                             |

**Superstition Fire & Medical District**  
Balance Sheet  
As of 10/31/2019  
FUND: (200) Capital Projects Fund

**Assets**

**Current Assets**

Fund Cash - Capital Projects  
Due From other funds  
Total Current Assets

\$981,680.29  
1,300,295.36

\$ 981,680<sup>29</sup> (I)

\$2,281,975.65

**Total Assets**

\$2,281,975.65

**Liabilities and Equity**

**Equity**

Fund Balance - Capital Projects  
Current Year Profit/Loss  
Total Equity

\$2,013,838.92  
268,136.73

2,281,975.65

**Total Liabilities and Equity**

\$2,281,975.65

# Superstition Fire & Medical District Monthly Pinal County Treasurer's Bank Account Reconciliation

## 400 Special Revenue Fund

### Reconciliation References:

- A Previous month's bank ending balance / current month's bank beginning balance
- B Interest Income
- C Current month's Deposits / Donations
- D Current month's Accounts Payable disbursements
- E Current month's bank ending balance
- F Cash Balance per G/L Balance Sheet
- G Chase MasterCard credit card payment – warrant #1105000279 (paid 10/23/19)



**Superstition Fire & Medical District  
Special Revenue (Fund 400) Cash Reconciliation  
Fiscal Year 2019 - 2020  
10/31/2019**



|  | Deposits<br>(Cash Receipts) | Cash<br>Disbursements   | Book<br>Balance                  |
|--|-----------------------------|-------------------------|----------------------------------|
| Book Balance as of: 10/1/2019            |                             |                         | <u>\$47,453.49</u> (A)           |
| <u>Activity During the Month</u>         |                             |                         |                                  |
| Journal Entries:                         |                             |                         |                                  |
| Interest Income (Expense):               | 59.24                       |                         | 59.24 (B)                        |
| Cash Receipts                            |                             |                         |                                  |
| 46750 FEMA Grant Receipts                |                             |                         | -                                |
| 47020 AED Donations                      | 3,000.00                    |                         | 3,000.00                         |
| 47100 EMS Cardiac Donations              |                             |                         | -                                |
| 47110 EMS Equipment Donations            |                             |                         | -                                |
| 47120 Prevention/Pub Ed Donations        |                             |                         | -                                |
| 47130 General Donations                  | 40.55                       |                         | 40.55                            |
| Deposits                                 |                             |                         | -                                |
| Revenue Transfer                         |                             |                         | -                                |
| Cash Disbursements                       |                             |                         |                                  |
| A) Accounts Payable                      |                             | (3,205.70)              | (3,205.70) (D)                   |
| B) Transfer In / Out                     |                             |                         | -                                |
| C) Refund Interest                       |                             |                         | -                                |
|  | <u>\$3,099.79</u>           | <u>(3,205.70)</u>       | <u>\$47,347.58</u>               |
| <u>Pinal County Bank Balance</u>         |                             |                         |                                  |
| Ending Bank Balance as of: 10/31/2019    |                             | Balance from YTD Column | \$ 47,347.58 (E)                 |
| Less: Outstanding Warrants               |                             | Check #                 | -                                |
|  |                             |                         | -                                |
|  |                             |                         | -                                |
|  |                             |                         | <u>\$ 47,347.58</u>              |
| Prepared by: <u>[Signature]</u> 11/4/19  |                             |                         | Balance per B/S \$ 47,347.58 (F) |
| Reviewed by: <u>[Signature]</u> 11/12/19 |                             |                         | Difference \$ -                  |



Pinal County Treasurer

Monthly Statement

Date Range: 10/1/2019 to 10/31/2019

| Account           | Period  | YTD        |                       |           |
|-------------------|---|------------|-----------------------|-----------|
| <b>6116422901</b> | <b>Superstition Fire &amp; Medical Dist Special Revenue</b> |            |                       |           |
| Begin Balance:    | (A) 47,453.49   | 48,437.86  |                       |           |
| Income:           | 3,099.79  | 7,831.51   |                       |           |
| LOC Advance:      | .00   | .00        |                       |           |
| Expense:          | (3,205.70)  | (8,921.79) | LOC:                  | .00       |
| LOC Payments:     | .00   | .00        | Warrants Outstanding: | .00       |
| Cash Balance:     | (E) 47,347.58   | 47,347.58  | End:                  | 47,347.58 |

Monthly Statement Summary

| Source Code       | Description   | MTDAmount                 | YTDAmount        |                  |
|-------------------|---|---------------------------|------------------|------------------|
| <b>6116422901</b> | <b>Superstition Fire &amp; Medical Dist Special Revenue</b> | <b>Beginning Balance:</b> | <b>47,453.49</b> | <b>48,437.86</b> |
| 21100.40          | Wells Fargo Bank Investment Interest                        | .21                       | 1.39             |                  |
| 21100.41          | Wells Fargo Repo Investment Interest                        | 3.97                      | 52.63            |                  |
| 21100.43          | Wells Fargo Trust Investment Interest                       | .71                       | 3.65             |                  |
| 21100.46          | Wells Fargo Investment Investment Interest                  | 19.50                     | 42.15            |                  |
| 21100.55          | Multi-Bank Securities Investment Interest                   | 4.36                      | 34.58            |                  |
| 21100.70          | Vining Sparks Investment Interest                           | 24.66                     | 123.98           |                  |
| 21100.80          | Stifel Nicolaus & Company Investment Interest               | 5.83                      | 32.58            |                  |
| 73160.0           | Deposits  | 3,040.55                  | 7,540.55         |                  |
| 90930.0           | Warrants Redeemed   | (3,205.70)                | (8,921.79)       |                  |
|                   | <b>Ending Balance:</b>                                      | <b>47,347.58</b>          | <b>47,347.58</b> |                  |

Monthly Statement Detail

| Date   | Notes                                    | Doc # | Amount                              | C/D |
|--|--|-------|-------------------------------------|-----|
| <b>6116422901 Superstition Fire &amp; Medical Dist Special Revenue</b> |  |       | <b>Beginning Balance: 47,453.49</b> |     |
| 21100.40 Wells Fargo Bank Investment Interest                          |  |       | Source Code Total: .21              |     |
| 10/01  | Investment Interest                      | 0     | .21                                 | C   |
| 21100.41 Wells Fargo Repo Investment Interest                          |  |       | Source Code Total: 3.97             |     |
| 10/01  | Investment Interest                      | 0     | 3.97                                | C   |
| 21100.43 Wells Fargo Trust Investment Interest                         |  |       | Source Code Total: .71              |     |
| 10/02  | Investment Interest                      | 0     | .70                                 | C   |
| 10/14  | Investment Interest                      | 0     | .01                                 | C   |
| 21100.46 Wells Fargo Investment Investment Interest                    |  |       | Source Code Total: 19.50            |     |
| 10/22  | Investment Interest                      | 0     | .78                                 | C   |
| 10/28  | Investment Interest                      | 0     | 4.19                                | C   |
| 10/28  | Investment Interest                      | 0     | 5.36                                | C   |
| 10/28  | Investment Interest                      | 0     | 3.82                                | C   |
| 10/30  | Investment Interest                      | 0     | 5.35                                | C   |
| 21100.55 Multi-Bank Securities Investment Interest                     |  |       | Source Code Total: 4.36             |     |
| 10/09  | Investment Interest                      | 0     | 4.01                                | C   |
| 10/16  | Investment Interest                      | 0     | .35                                 | C   |
| 21100.70 Vining Sparks Investment Interest                             |  |       | Source Code Total: 24.66            |     |
| 10/01  | Investment Interest                      | 0     | 2.08                                | C   |
| 10/11  | Investment Interest                      | 0     | 4.14                                | C   |
| 10/17  | Investment Interest                      | 0     | 3.63                                | C   |
| 10/22  | Investment Interest                      | 0     | 3.51                                | C   |
| 10/28  | Investment Interest                      | 0     | 6.10                                | C   |
| 10/30  | Investment Interest                      | 0     | 5.20                                | C   |
| 21100.80 Stifel Nicolaus & Company Investment Interest                 |  |       | Source Code Total: 5.83             |     |
| 10/30  | Investment Interest                      | 0     | 5.83                                | C   |
| 73160.0 Deposits   |  |       | Source Code Total: 3,040.55         |     |
| 10/09  | 400.10.47130.10 T House/inv 5519/CASH    | 0     | 40.55                               | C   |
| 10/09  | 400.10.47020.41 SMCDF/inv 5491/ck 206265 | 0     | 3,000.00                            | C   |
| 90930.0 Warrants Redeemed  |  |       | Source Code Total: (3,205.70)       |     |



Pinal County Treasurer

Monthly Statement

Date Range: 10/1/2019 to 10/31/2019

|   |               |   |                                  |   |
|---|---------------|---|----------------------------------|---|
| 10/29   | Paid Warrants | 0 | (3,205.70)                       | D |
| 6116422901 Superstition Fire & Medical Dist Special Revenue |               |   | <b>Ending Balance: 47,347.58</b> |   |

**Warrant Detail**

| Payee Name   | Warrant    | Amount   | Issue Dt | Status Dt | Voucher  |
|--|------------|--|----------|-----------|--|
| <b>6116422901 Superstition Fire &amp; Medical Dist Special Revenue</b> |            |  |          |           | Account Total: 3,205.70  |
| Fund: 1105   |            |  |          |           | Fund Total: 3,205.70   |
| Status: PAID   |            |  |          |           | Status Total: 3,205.70 <span style="border: 1px solid black; border-radius: 50%; padding: 2px;">D</span> |
| CHASE  | 1105000279 | <span style="border: 1px solid black; border-radius: 50%; padding: 2px;">G</span> 3,205.70 | 10/23/19 | 10/29/19  |  |
|  | Count      | Amount   |          |           |  |
| Total PAID:  | 1          | 3,205.70   |          |           |  |

CASH RECEIPTS

October 2019 SPECIAL REVENUE DEPOSITS

| Date                | Control # | Amount          | Account #       | Description              |
|---------------------|-----------|-----------------|-----------------|--------------------------|
| 10/9/2019           |           | 40.55           | 400.10.47130.10 | T House/inv 5519/CASH    |
|                     |           | 3,000.00        | 400.10.47020.41 | SMCFD/inv 5491/ck 206265 |
|                     |           | <b>3,040.55</b> |                 |                          |
|                     |           |                 |                 |                          |
|                     |           |                 |                 |                          |
|                     |           |                 |                 |                          |
|                     |           |                 |                 |                          |
|                     |           |                 |                 |                          |
|                     |           |                 |                 |                          |
|                     |           |                 |                 |                          |
|                     |           |                 |                 |                          |
|                     |           |                 |                 |                          |
|                     |           |                 |                 |                          |
|                     |           |                 |                 |                          |
|                     |           |                 |                 |                          |
|                     |           |                 |                 |                          |
|                     |           |                 |                 |                          |
|                     |           |                 |                 |                          |
|                     |           |                 |                 |                          |
|                     |           |                 |                 |                          |
|                     |           |                 |                 |                          |
|                     |           |                 |                 |                          |
|                     |           |                 |                 |                          |
|                     |           |                 |                 |                          |
|                     |           |                 |                 |                          |
|                     |           |                 |                 |                          |
|                     |           |                 |                 |                          |
|                     |           |                 |                 |                          |
|                     |           |                 |                 |                          |
|                     |           |                 |                 |                          |
|                     |           |                 |                 |                          |
|                     |           |                 |                 |                          |
|                     |           |                 |                 |                          |
|                     |           |                 |                 |                          |
|                     |           |                 |                 |                          |
|                     |           |                 |                 |                          |
|                     |           |                 |                 |                          |
|                     |           |                 |                 |                          |
|                     |           |                 |                 |                          |
|                     |           |                 |                 |                          |
|                     |           |                 |                 |                          |
|                     |           |                 |                 |                          |
|                     |           |                 |                 |                          |
|                     |           |                 |                 |                          |
|                     |           |                 |                 |                          |
|                     |           |                 |                 |                          |
|                     |           |                 |                 |                          |
|                     |           |                 |                 |                          |
|                     |           |                 |                 |                          |
|                     |           |                 |                 |                          |
|                     |           |                 |                 |                          |
|                     |           |                 |                 |                          |
| October 2019 Totals |           | 3,040.55        |                 |                          |

①



**Superstition Fire & Medical District**  
AP Check Register (Current by Bank)  
Check Dates: 10/1/2019 to 10/31/2019

| Check No.                         | Date     | Status* | Vendor ID | Payee Name | Amount          |
|-----------------------------------|----------|---------|-----------|------------|-----------------|
| BANK ID: S - SPECIAL REVENUE FUND |          |         |           |            | 400-10-10400-10 |
| 279                               | 10/23/19 | P       | CHASEM    | Chase      | \$3,205.70      |
| BANK S REGISTER TOTAL:            |          |         |           |            | \$3,205.70      |
| GRAND TOTAL :                     |          |         |           |            | \$3,205.70      |

①

\* Check Status Types: "P" - Printed ; "M" - Manual ; "V" - Void ( Void Date ); "A" - Application; "E" - EFT  
\*\* Denotes broken check sequence.

**Superstition Fire & Medical District**  
**Balance Sheet**  
As of 10/31/2019  
FUND: (400) Special Revenue Fund

**Assets**

**Current Assets**

Fund Cash - Special Revenue Fund  
Total Current Assets

\$47,347.58

\$47,347.58

F

**Total Assets**

\$47,347.58

**Liabilities and Equity**

**Current Liabilities**

Sales Tax Payable  
Total Current Liabilities

\$179.09

\$179.09

**Total Liabilities**

\$179.09

**Equity**

Fund Balance - Special Revenue Fund  
Current Year Profit/Loss  
Total Equity

\$48,437.86

(1,269.37)

47,168.49

**Total Liabilities and Equity**

\$47,347.58



Manage your account online: [www.chase.com/ink](http://www.chase.com/ink)

Customer Service: 1-800-945-2028

Mobile: Download the Chase Mobile® app today

| November 2019 |    |    |    |    |    |    |
|---------------|----|----|----|----|----|----|
| S             | M  | T  | W  | T  | F  | S  |
| 27            | 28 | 29 | 30 | 31 | 1  |    |
|               | 4  | 5  | 6  | 7  | 8  | 9  |
| 10            | 11 | 12 | 13 | 14 | 15 | 16 |
| 17            | 18 | 19 | 20 | 21 | 22 | 23 |
| 24            | 25 | 26 | 27 | 28 | 29 | 30 |
| 1             | 2  | 3  | 4  | 5  | 6  |    |

New Balance  
**\$22,558.45**


Minimum Payment Due  
**\$225.00**

Payment Due Date  
**11/04/19**

**Late Payment Warning:** If we do not receive your minimum payment by the due date, you may have to pay up to a \$39 late fee.

**Minimum Payment Warning:** Enroll in Auto-Pay and avoid missing a payment. To enroll, call the number on the back of your card or go to the web site listed above.

### ACCOUNT SUMMARY



406  
\$3,205<sup>70</sup>


VENDOR # Chase m  
ACCOUNT # \_\_\_\_\_  
APPROVAL \_\_\_\_\_  
DATE PAID 10/23/19  
VARIANT # \_\_\_\_\_  
079

0000001 FIS33339 C 1

Y 9 10 19/10/10

Page 1 of 4


06930 MA DA 28634 28310000010002883401



P.O. BOX 15123  
WILMINGTON, DE 19850-5123  
For Undeliverable Mail Only

Get updates on the go  
Log on to [chase.com/alerts](http://chase.com/alerts)

42463152523264810002250002255845000000002



MasterCard

\$ \_\_\_\_\_ Amount Enclosed  
Make/Mail to Chase Card Services at the address below:

28634 BEX 9 28319 C  
ROGER WOOD  
SUPERSTITION FIRE  
565 N IDAHO RD  
APACHE JUNCTION AZ 85119-4014

CARDMEMBER SERVICE  
PO BOX 6294  
CAROL STREAM IL 60197-6294

500016028 15952523264815



# ACCOUNT ACTIVITY

| Date of Transaction | Merchant Name or Transaction Description | \$ Amount |
|---------------------|--|-----------|
|---------------------|--|-----------|

|   |                                       |                        |
|---|---------------------------------------|------------------------|
| 09/21   | Payment ThankYou Image Check          | -283.82                |
| 09/21   | Payment ThankYou Image Check          | -8,105.88              |
| 09/21   | Payment ThankYou Image Check          | -843.29                |
| 09/18   | OFFICEMAX/DEPOT 8678 APACHE JUNCTI AZ | 21.61 100F             |
| 10/07   | PNP AZ DOR TAXFEE Info@pointand MI    | 2.89 150F 17873 2.13   |
| 10/07   | AZ DEPT OF REVENUE TMACCONNEL@AZ AZ   | 123.01 150F 17874 5.69 |
| ROGER WOOD<br>TRANSACTIONS THIS CYCLE (CARD 6481) \$9085.26-<br>INCLUDING PAYMENTS RECEIVED |                                       |                        |

|   |   |        |
|---|---|--------|
| 09/10   | WAL-MART #1915 YUCCA VALLEY CA            | 21.66  |
| 09/10   | PANDA EXPRESS #2333 YUCCA VALLEY CA       | 33.00  |
| 09/10   | WAL-MART #1915 YUCCA VALLEY CA            | 62.35  |
| 09/09   | LAS PALMAS MEXICAN RESTAU YUCCA VALLEY CA | 54.79  |
| 09/10   | BEST WESTERN JOSHUA TR YUCCA VALLEY CA    | 109.14 |
| 09/10   | APPLEBEES 995557099558 YUCCA VALLEY CA    | 73.37  |
| 09/10   | BEST WESTERN JOSHUA TR YUCCA VALLEY CA    | 109.14 |
| 09/10   | BEST WESTERN JOSHUA TR YUCCA VALLEY CA    | 109.14 |
| 09/10   | THE HOME DEPOT 8971 YUCCA VALLEY CA       | 34.76  |
| 09/10   | BEST WESTERN JOSHUA TR YUCCA VALLEY CA    | 109.14 |
| 09/12   | PIE FOR THE PEOPLE JOSHUA TREE CA         | 45.86  |
| 09/12   | WAL-MART #1915 YUCCA VALLEY CA            | 44.86  |
| 09/12   | JOHNS PLACE YUCCA VALLEY CA               | 49.00  |
| 09/13   | CASTANEDAS PALMS JOSHUA TREE CA           | 30.25  |
| 09/12   | MARISCOS LA PALAPA MEXICA YUCCA VALLEY CA | 70.31  |
| 09/14   | WAL-MART #1915 YUCCA VALLEY CA            | 22.28  |
| 09/13   | ARCO #42446 AMPM YUCCA VALLEY CA          | 30.03  |
| 09/15   | WAL-MART #1915 YUCCA VALLEY CA            | 28.20  |
| 09/14   | IHOP #3543 YUCCA VALLEY CA                | 59.39  |
| 09/13   | PAPPY & HARRIET'S PIONEERTOWN CA          | 77.58  |
| 09/14   | PHO 85 VIETNAMESE CHINESE 780-3699566 CA  | 77.30  |
| 09/15   | TST* JT COUNTRY KITCHEN JOSHUA TREE CA    | 50.70  |
| 09/16   | BEST WESTERN JOSHUA TR YUCCA VALLEY CA    | 716.62 |
| 09/16   | BEST WESTERN JOSHUA TR YUCCA VALLEY CA    | 716.62 |
| 09/16   | BEST WESTERN JOSHUA TR YUCCA VALLEY CA    | 716.62 |
| 09/16   | 2 GUYS PIES 780-4185075 CA                | 55.41  |
| 09/16   | DICKEYS CA-1246 YUCCA VALLEY CA           | 64.06  |
| 09/17   | CARLAS ROUTE 62 DINER YUCCA VALLEY CA     | 49.30  |
| 09/16   | BEST WESTERN JOSHUA TR YUCCA VALLEY CA    | 716.62 |
| 09/17   | THE HOME DEPOT 6971 YUCCA VALLEY CA       | 34.76  |
| 09/18   | TST* JT COUNTRY KITCHEN JOSHUA TREE CA    | 55.59  |
| 09/18   | LA CASITA NUEVA MEXICAN G YUCCA VALLEY CA | 74.99  |
| 09/19   | WAL-MART #1915 YUCCA VALLEY CA            | 2.13   |
| 09/18   | APPLEBEES 995557099558 YUCCA VALLEY CA    | 78.36  |
| 09/19   | WAL-MART #1915 YUCCA VALLEY CA            | 15.10  |
| 09/21   | LARRY MILTS WESTERN CAFE YUCCA VALLEY CA  | 54.82  |
| 09/19   | IHOP #3543 YUCCA VALLEY CA                | 59.37  |
| 09/20   | PIE FOR THE PEOPLE JOSHUA TREE CA         | 38.88  |
| 09/20   | TST* JT COUNTRY KITCHEN JOSHUA TREE CA    | 52.65  |
| 09/21   | WAL-MART #1915 YUCCA VALLEY CA            | 20.26  |
| 09/21   | DICKEYS CA-1246 YUCCA VALLEY CA           | 70.60  |
| 09/20   | STEAK N SHAKE 1903 YUCCA VALLEY CA        | 46.33  |
| 09/22   | LARRY MILTS WESTERN CAFE YUCCA VALLEY CA  | 66.14  |
| 09/21   | APPLEBEES 995557099558 YUCCA VALLEY CA    | 65.85  |
| 09/23   | TST* JT COUNTRY KITCHEN JOSHUA TREE CA    | 49.57  |
| 09/23   | PANDA EXPRESS #2333 YUCCA VALLEY CA       | 46.27  |
| 09/22   | MARISCOS LA PALAPA MEXICA YUCCA VALLEY CA | 69.15  |
| 09/24   | GOODYS CAFE - CA THOUSAND PALM CA         | 39.22  |
| 09/23   | PAPPY & HARRIET'S PIONEERTOWN CA          | 62.50  |
| 09/17   | BEST WESTERN JOSHUA TR YUCCA VALLEY CA    | 893.04 |
| 09/17   | BEST WESTERN JOSHUA TR YUCCA VALLEY CA    | 893.04 |
| 09/17   | BEST WESTERN JOSHUA TR YUCCA VALLEY CA    | 893.04 |
| 09/17   | BEST WESTERN JOSHUA TR YUCCA VALLEY CA    | 893.04 |
| HOWARD LOGSDON<br>TRANSACTIONS THIS CYCLE (CARD 6515) \$8912.22 |   |        |

100F  
17763  
CA  
wildland  
2019  
BLM  
National  
Severity  
Fire

|       |                                     |               |
|-------|-------------------------------------|---------------|
| 09/30 | THE EMBLEM AUTHORITY 800-4384285 NC | 1,370.00 100F |
|-------|-------------------------------------|---------------|

ACCOUNT ACTIVITY (CONTINUED)

| Date of Transaction | Merchant Name or Transaction Description  | \$ Amount |                                      |
|---------------------|---|-----------|--------------------------------------|
|                     | MIKE FARBER<br>TRANSACTIONS THIS CYCLE (CARD 8523) \$1370.00  |           |                                      |
| 10/01               | Amazon.com*IK66D8Q03 Amzn.com/bill WA<br>JEFF CRANMER<br>TRANSACTIONS THIS CYCLE (CARD 6549) \$582.58     | 582.56    | 100F                                 |
| 09/10               | CHEVRON 0091926 JANESVILLE CA   | 95.18     |                                      |
| 09/18               | CHEVRON 0303784 APACHE JUNCTI AZ  | 41.88     | 100F                                 |
| 09/17               | JERSEY MIKES 17019 SPARKS NV  | 19.96     |                                      |
| 09/18               | CHEVRON 0370676 WHITE HILLS AZ  | 85.40     |                                      |
| 09/17               | SHELL OIL 64611220136 SPARKS NV   | 67.45     | 17807                                |
| 09/18               | HOOVER DAM LDG FRNT DK2 BOULDER CITY NV<br>BILL TAVARES<br>TRANSACTIONS THIS CYCLE (CARD 6556) \$411.51   | 101.64    |                                      |
| 09/25               | FIREHOUSE SUBS #838 MESA AZ<br>RICHARD MOONEY<br>TRANSACTIONS THIS CYCLE (CARD 6572) \$147.64             | 147.64    | 17831 100F                           |
| 09/26               | Arizona Fire Chiefs Assoc 623-581-8596 AZ   | 425.00    | 17837 100F                           |
| 09/26               | Arizona Fire Chiefs Assoc 623-581-8596 AZ   | 425.00    | 17837 100F                           |
| 09/30               | Arizona Fire Chiefs Assoc 623-581-8596 AZ   | 425.00    | 17848 100F                           |
| 10/03               | Arizona Fire Chiefs Assoc 623-581-8596 AZ<br>KELLY BARTZ<br>TRANSACTIONS THIS CYCLE (CARD 6598) \$1700.00 | 425.00    | 17871 100F                           |
| 09/11               | LYNDA.COM, INC. 888-3359632 CA<br>DANIEL MCKINNEY<br>TRANSACTIONS THIS CYCLE (CARD 6614) \$375.00         | 375.00    | 17783 100F                           |
| 09/18               | DNH*GODADDY.COM 480-5058855 AZ  | 107.88    | 100F 17930 \$719 150F 17931 \$3596   |
| 09/19               | FREDPRYOR CAREERTRACK 800-5563012 KS  | 199.00    | 17813 100F                           |
| 09/24               | FRY'S 0865 APACHE JUNCTI AZ   | 20.54     | 17826 100F                           |
| 09/24               | GOLD CANYON GOLF RESORT 4809829090 AZ   | 111.54    | 100F 17932 \$7434 150F 17933 \$3718  |
| 09/24               | GOLD CANYON GOLF RESORT 4809829090 AZ   | 111.54    | 100F 17932 \$7436 150F 17933 \$3718  |
| 09/24               | GOLD CANYON GOLF RESORT 4809829090 AZ   | 111.54    | 100F 17932 \$7436 150F 17933 \$3718  |
| 10/01               | DNH*GODADDY.COM 480-5058855 AZ  | 657.47    | 100F 17930 \$43821 150F 17931 \$2194 |
| 10/03               | DNH*GODADDY.COM 480-5058855 AZ<br>ANNA BUTEL<br>TRANSACTIONS THIS CYCLE (CARD 6655) \$1519.50             | 199.99    | 100F 17930 \$13323 150 17931 \$6262  |
| 09/12               | ARIZONA AMBULANCE ASSOCI 480-567-4106 AZ  | 200.00    | 17796 150F                           |
| 09/14               | SHERATON GRAND AT WILD HP CHANDLER AZ<br>BILLY WARREN<br>TRANSACTIONS THIS CYCLE (CARD 6663) \$394.54     | 194.54    | 17796 150F                           |
| 09/10               | SO *WEATHER SHACK? Mesa AZ  | 56.53     | 100F 17827 \$2906 150F 17884 \$2877  |
| 09/11               | AMZN Mktp US*7S4HJ6M43 Amzn.com/bill WA   | 96.87     | 17827 100F                           |
| 09/11               | FEDEX 489890883 MEMPHIS TN  | 15.14     | 17827 100F                           |
| 09/11               | BIG O TIRE'S #4237 APACHE JUNCTI AZ   | 13.15     | 17827 150F                           |
| 09/12               | TRUCK PRO PHOENIX AZ  | 289.96    | 17827 100F                           |
| 09/12               | Amazon.com*XA8S53XS3 Amzn.com/bill WA   | 113.97    | 100F 17827 \$5698 150F 17884 \$5699  |
| 09/15               | Amazon.com*MIAJCB6S3 Amzn.com/bill WA   | 226.80    | 17827 100F                           |
| 09/15               | AMZN Mktp US*AK95033L3 Amzn.com/bill WA   | 48.30     | 100F 17827 \$908 150F 17884 \$4025   |
| 09/18               | AMZN Mktp US*QY5Z92TX3 Amzn.com/bill WA   | 131.00    | 17827 100F                           |
| 09/19               | SELECT TECH 931-6848964 TN  | 523.77    | 17827 100F                           |
| 09/20               | ROUGH COUNTRY.COM ROUGH COUNTRY. TN   | 1,279.70  | 17827 100F                           |
| 09/25               | Amazon.com*XG66A57F3 Amzn.com/bill WA   | 35.04     | 17827 100F                           |
| 09/30               | AMZN Mktp US*UD3K57YJ3 Amzn.com/bill WA   | 59.98     | 17827 100F                           |
| 10/01               | FEDEX 491999904 MEMPHIS TN  | 15.99     | 17827 100F                           |
| 10/03               | AMZN Mktp US*VW9MY9M63 Amzn.com/bill WA   | 183.40    | 17827 100F                           |
| 10/04               | AMZN Mktp US*CN4A214N3 Amzn.com/bill WA   | 93.71     | 17827 100F                           |
| 10/06               | AMZN Mktp US*VK8SP08R3 Amzn.com/bill WA   | 56.92     | 17827 100F                           |
| 10/08               | AMZN Mktp US*6Y1QE9WQ3 Amzn.com/bill WA   | 126.17    | 100F 17827 \$6307 150F 17884 \$6308  |
| 10/08               | FEDEX 492708440 MEMPHIS TN<br>VAUGHN CRUSHAW<br>TRANSACTIONS THIS CYCLE (CARD 0687) \$3382.39             | 15.99     | 17827 100F                           |
| 09/12               | NFPA NATL FIRE PROTECT 800-344-3555 MA  | 111.20    | 17772 100F                           |
| 09/18               | ONE BEAT CPR LEARNING DAVIE FL  | 2,690.00  | 17811 400F                           |
| 09/18               | POSITIVE PROMOTIONS 800-6352666 NY  | 162.95    | 17812 100F                           |
| 09/24               | IN *AZ FIRE AND BURN EDUC 623-8827363 AZ  | 35.00     | 17816 100F                           |

CA wildland  
Walker  
Fire



### ACCOUNT ACTIVITY (CONTINUED)

| Date of Transaction | Merchant Name or Transaction Description                     | \$ Amount |
|---------------------|--|-----------|
| 09/24               | FOREMOST MEDICAL EQUIP 585-586-4880 NY                       | 515.70    |
| 10/09               | FRY'S 0665 APACHE JUNCTI AZ                                  | 87.87     |
|                     | TINA GEROLA<br>TRANSACTIONS THIS CYCLE (CARD 6473) \$3602.72 |           |
| 09/24               | FRONTIER ACE HARDWARE APACHE JUNCTI AZ                       | 32.86     |
|                     | MARK GOMEZ<br>TRANSACTIONS THIS CYCLE (CARD 5114) \$32.86    |           |

| 2019 Totals Year-to-Date       |        |
|--------------------------------|--------|
| Total fees charged in 2019     | \$8.91 |
| Total interest charged in 2019 | \$0.00 |

Year-to-date totals do not reflect any fee or interest refunds you may have received.

### INTEREST CHARGES

Your Annual Percentage Rate (APR) is the annual interest rate on your account.

| Balance Type             | Annual Percentage Rate (APR) | Balance Subject To Interest Rate | Interest Charges |
|--------------------------|------------------------------|----------------------------------|------------------|
| <b>PURCHASES</b>         |                              |                                  |                  |
| Purchases                | 11.99%(v)(d)                 | - 0 -                            | - 0 -            |
| <b>CASH ADVANCES</b>     |                              |                                  |                  |
| Cash Advances            | 20.99%(v)(d)                 | - 0 -                            | - 0 -            |
| <b>BALANCE TRANSFERS</b> |                              |                                  |                  |
| Balance Transfer         | 11.99%(v)(d)                 | - 0 -                            | - 0 -            |

30 Days in Billing Period

- (v) = Variable Rate
- (d) = Daily Balance Method (including new transactions)
- (a) = Average Daily Balance Method (including new transactions)

Please see Information About Your Account section for the Calculation of Balance Subject to Interest Rate, Annual Renewal Notice, How to Avoid Interest on Purchases, and other important information, as applicable.

# Superstition Fire & Medical District Monthly Pinal County Treasurer's Bank Account Reconciliation

## 500 Debt Principal Fund

### Reconciliation References:

- A Previous month's bank ending balance / current month's bank beginning balance
- B Interest Income
- C Current month's property tax receipts (real and personal)
- D Current month's refunded interest
- E Current month's bank ending balance
- F Cash Balance per G/L Balance Sheet  
\*consolidated account ending 1407 (original bond account) into 1409 (refinanced bond account)



**Superstition Fire & Medical District**  
**Debt Retirement Principal (Fund 500) Cash Reconciliation**  
**Fiscal Year 2019 - 2020**  
**10/31/2019**



|                                  | Deposits<br>(Cash Receipts) | Cash<br>Disbursements | Book<br>Balance  |
|----------------------------------|-----------------------------|-----------------------|------------------|
| Book Balance as of: 10/1/2019    |                             |                       | \$279,753.75 (A) |
| <u>Activity During the Month</u> |                             |                       |                  |
| Journal Entries:                 |                             |                       |                  |
| Interest Income (Expense):       | 494.69                      |                       | 494.69 (B)       |
| Cash Receipts                    |                             |                       |                  |
| 2007 Real Estate Taxes           |                             |                       | -                |
| 2008 Real Estate Taxes           |                             |                       | -                |
| 2009 Real Estate Taxes           |                             |                       | -                |
| 2010 Real Estate Taxes           |                             |                       | -                |
| 2011 Real Estate Taxes           |                             |                       | -                |
| 2012 Real Estate Taxes           |                             |                       | -                |
| 2013 Real Estate Taxes           |                             |                       | -                |
| 2014 Real Estate Taxes           |                             |                       | -                |
| 2015 Real Estate Taxes           |                             |                       | -                |
| 2016 Real Estate Taxes           |                             |                       | -                |
| 2017 Real Estate Taxes           |                             |                       | -                |
| 2018 Real Estate Taxes           | 598.91                      |                       | 598.91           |
| 2019 Real Estate Taxes           | 185,375.96                  |                       | 185,375.96 (C)   |
| 2007 Pers. Prop. Taxes           |                             |                       | -                |
| 2009 Pers. Prop. Taxes           |                             |                       | -                |
| 2010 Pers. Prop. Taxes           |                             |                       | -                |
| 2011 Pers. Prop. Taxes           |                             |                       | -                |
| 2012 Pers. Prop. Taxes           | 8.28                        |                       | 8.28             |
| 2013 Pers. Prop. Taxes           | 8.05                        |                       | 8.05             |
| 2014 Pers. Prop. Taxes           | 7.99                        |                       | 7.99             |
| 2015 Pers. Prop. Taxes           | 8.24                        |                       | 8.24             |
| 2016 Pers. Prop. Taxes           | 10.07                       |                       | 10.07            |
| 2017 Pers. Prop. Taxes           | 17.58                       |                       | 17.58            |
| 2018 Pers. Prop. Taxes           | 178.55                      |                       | 178.55           |
| 2019 Pers. Prop. Taxes           | 14,523.62                   |                       | 14,523.62        |
| SRP Contributions                |                             |                       | -                |
| Deposits                         |                             |                       |                  |
| Revenue Transfer                 |                             |                       | -                |
| Cash Disbursements               |                             |                       |                  |
| A) Accounts Payable              |                             |                       | -                |
| B) Transfer In / Out             |                             |                       | -                |
| C) Refund Interest               |                             | (0.35)                | (0.35) (D)       |
|                                  | \$201,231.94                | (0.35)                | \$480,985.34     |

Pinal County Bank Balance

Ending Bank Balance as of: 10/31/2019      Balance from YTD Column      \$ 480,985.34 (E)

Less: Outstanding Warrants      Check #      -  
Plus: Deposits in Transit      -  
Prepared by: *[Signature]* 11/4/19      \$ 480,985.34  
Reviewed by: *[Signature]* 11/12/19      Balance per B/S \$ 480,985.34 (F)





Pinal County Treasurer

Monthly Statement

Date Range: 10/1/2019 to 10/31/2019

| Account           | Period  | YTD        |                           |
|-------------------|---|------------|---------------------------|
| <b>6116421409</b> | <b>Super Fire &amp; Med Debt Refunding Prin Series 2018</b> |            |                           |
| Begin Balance:    | (A) 279,753.75  | 239,897.27 |                           |
| Income:           | 201,231.94  | 241,088.42 |                           |
| LOC Advance:      | .00   | .00        |                           |
| Expense:          | (.35)   | (.35)      | LOC: .00                  |
| LOC Payments:     | .00   | .00        | Warrants Outstanding: .00 |
| Cash Balance:     | (E) 480,985.34  | 480,985.34 | End: 480,985.34           |

Monthly Statement Summary

| Source Code       | Description   | MTDAmount                            | YTDAmount         |
|-------------------|---|--------------------------------------|-------------------|
| <b>6116421409</b> | <b>Super Fire &amp; Med Debt Refunding Prin Series 2018</b> | <b>Beginning Balance:</b> 279,753.75 | 239,897.27        |
| 11100.2018        | 2018 Real Estate Taxes                                      | 598.91                               | 3,633.87          |
| 11100.2019        | 2019 Real Estate Taxes                                      | 185,375.96                           | 213,980.15        |
| 12100.2018        | 2018 Personal Property Taxes                                | 178.55                               | 561.03            |
| 12100.2019        | 2019 Personal Property Taxes                                | 14,523.62                            | 19,480.96         |
| 18200.2010        | 2010 Taxes Transferred                                      | .00                                  | 1.09              |
| 18200.2011        | 2011 Taxes Transferred                                      | .00                                  | 1.46              |
| 18200.2012        | 2012 Taxes Transferred                                      | 8.28                                 | 10.14             |
| 18200.2013        | 2013 Taxes Transferred                                      | 8.05                                 | 12.64             |
| 18200.2014        | 2014 Taxes Transferred                                      | 7.99                                 | 21.72             |
| 18200.2015        | 2015 Taxes Transferred                                      | 8.24                                 | 22.00             |
| 18200.2016        | 2016 Taxes Transferred                                      | 10.07                                | 46.70             |
| 18200.2017        | 2017 Taxes Transferred                                      | 17.58                                | 117.17            |
| 21100.40          | Wells Fargo Bank Investment Interest                        | 1.12                                 | 12.40             |
| 21100.41          | Wells Fargo Repo Investment Interest                        | 21.03                                | 479.46            |
| 21100.43          | Wells Fargo Trust Investment Interest                       | 3.74                                 | 28.22             |
| 21100.46          | Wells Fargo Investment Investment Interest                  | 175.86                               | 459.22            |
| 21100.55          | Multi-Bank Securities Investment Interest                   | 41.31                                | 391.68            |
| 21100.70          | Vining Sparks Investment Interest                           | 202.16                               | 1,439.06          |
| 21100.80          | Stifel Nicolaus & Company Investment Interest               | 49.47                                | 389.45            |
| 90400.0           | Refund Interest   | (.35)                                | (.35)             |
|                   | <b>Ending Balance:</b>                                      | <b>480,985.34</b>                    | <b>480,985.34</b> |

Handwritten notes: (C) \$200,737.25 (circled), (B) \$494.69 (circled), (D) (circled)

Monthly Statement Detail

| Date   | Notes                  | Doc # | Amount                               | C/D |
|--|------------------------|-------|--------------------------------------|-----|
| <b>6116421409 Super Fire &amp; Med Debt Refunding Prin Series 2018</b> |                        |       | <b>Beginning Balance: 279,753.75</b> |     |
| 11100.2018   | 2018 Real Estate Taxes |       | Source Code Total: 598.91            |     |
| 10/01  | Tax Distribution       | 0     | 1.07                                 | C   |
| 10/02  | Tax Distribution       | 0     | .10                                  | C   |
| 10/02  | Tax Distribution       | 0     | 14.46                                | C   |
| 10/02  | Tax Distribution       | 0     | 5.22                                 | C   |
| 10/03  | Tax Distribution       | 0     | 16.13                                | C   |
| 10/03  | Tax Distribution       | 0     | 15.28                                | C   |
| 10/04  | Tax Distribution       | 0     | 13.54                                | C   |
| 10/04  | Tax Distribution       | 0     | .21                                  | C   |
| 10/07  | Tax Distribution       | 0     | 1.16                                 | C   |
| 10/07  | Tax Distribution       | 0     | 33.06                                | C   |
| 10/08  | Tax Distribution       | 0     | 42.05                                | C   |
| 10/09  | Tax Distribution       | 0     | 4.43                                 | C   |
| 10/09  | Tax Distribution       | 0     | 30.69                                | C   |
| 10/10  | Tax Distribution       | 0     | 53.75                                | C   |
| 10/10  | Tax Distribution       | 0     | 2.53                                 | C   |



Pinal County Treasurer

Monthly Statement

Date Range: 10/1/2019 to 10/31/2019

|                                   |                  |   |                               |   |
|-----------------------------------|------------------|---|-------------------------------|---|
| 10/10                             | Tax Distribution | 0 | 2.77                          | C |
| 10/10                             | Tax Distribution | 0 | 7.80                          | C |
| 10/11                             | Tax Distribution | 0 | 2.14                          | C |
| 10/11                             | Tax Distribution | 0 | 2.57                          | C |
| 10/11                             | Tax Distribution | 0 | 1.22                          | C |
| 10/14                             | Tax Distribution | 0 | 5.29                          | C |
| 10/14                             | Tax Distribution | 0 | 7.42                          | C |
| 10/15                             | Tax Distribution | 0 | 6.35                          | C |
| 10/15                             | Tax Distribution | 0 | 6.47                          | C |
| 10/16                             | Tax Distribution | 0 | 2.69                          | C |
| 10/16                             | Tax Distribution | 0 | 14.97                         | C |
| 10/16                             | Tax Distribution | 0 | 16.70                         | C |
| 10/17                             | Tax Distribution | 0 | (5.97)                        | C |
| 10/17                             | Tax Distribution | 0 | 13.67                         | C |
| 10/17                             | Tax Distribution | 0 | 5.17                          | C |
| 10/21                             | Tax Distribution | 0 | 2.60                          | C |
| 10/23                             | Tax Distribution | 0 | 26.75                         | C |
| 10/23                             | Tax Distribution | 0 | 15.18                         | C |
| 10/23                             | Tax Distribution | 0 | 6.53                          | C |
| 10/24                             | Tax Distribution | 0 | 8.42                          | C |
| 10/24                             | Tax Distribution | 0 | 11.85                         | C |
| 10/24                             | Tax Distribution | 0 | 10.91                         | C |
| 10/25                             | Tax Distribution | 0 | 15.75                         | C |
| 10/25                             | Tax Distribution | 0 | 25.63                         | C |
| 10/25                             | Tax Distribution | 0 | 9.71                          | C |
| 10/28                             | Tax Distribution | 0 | 1.59                          | C |
| 10/28                             | Tax Distribution | 0 | 4.94                          | C |
| 10/29                             | Tax Distribution | 0 | 20.61                         | C |
| 10/29                             | Tax Distribution | 0 | 1.83                          | C |
| 10/29                             | Tax Distribution | 0 | 1.14                          | C |
| 10/30                             | Tax Distribution | 0 | 29.38                         | C |
| 10/30                             | Tax Distribution | 0 | .09                           | C |
| 10/30                             | Tax Distribution | 0 | 23.64                         | C |
| 10/30                             | Tax Distribution | 0 | 2.46                          | C |
| 10/31                             | Tax Distribution | 0 | 28.20                         | C |
| 10/31                             | Tax Distribution | 0 | 23.15                         | C |
| 10/31                             | Tax Distribution | 0 | 5.61                          | C |
| 11100.2019 2019 Real Estate Taxes |                  |   | Source Code Total: 185,375.96 |   |
| 10/01                             | Tax Distribution | 0 | 2,770.92                      | C |
| 10/01                             | Tax Distribution | 0 | 15.95                         | C |
| 10/01                             | Tax Distribution | 0 | 1,627.85                      | C |
| 10/01                             | Tax Distribution | 0 | 280.40                        | C |
| 10/02                             | Tax Distribution | 0 | 4,189.39                      | C |
| 10/02                             | Tax Distribution | 0 | 12.42                         | C |
| 10/02                             | Tax Distribution | 0 | 601.20                        | C |
| 10/02                             | Tax Distribution | 0 | 828.77                        | C |
| 10/02                             | Tax Distribution | 0 | 863.52                        | C |
| 10/02                             | Tax Distribution | 0 | 67.02                         | C |
| 10/03                             | Tax Distribution | 0 | 2,952.06                      | C |
| 10/03                             | Tax Distribution | 0 | 553.32                        | C |
| 10/03                             | Tax Distribution | 0 | 277.97                        | C |
| 10/03                             | Tax Distribution | 0 | 690.76                        | C |
| 10/03                             | Tax Distribution | 0 | 127.20                        | C |
| 10/04                             | Tax Distribution | 0 | 3,722.98                      | C |
| 10/04                             | Tax Distribution | 0 | (26.40)                       | C |
| 10/04                             | Tax Distribution | 0 | 849.48                        | C |
| 10/04                             | Tax Distribution | 0 | 472.08                        | C |



Pinal County Treasurer

Monthly Statement

Date Range: 10/1/2019 to 10/31/2019

|       |                  |   |          |   |
|-------|------------------|---|----------|---|
| 10/04 | Tax Distribution | 0 | 112.14   | C |
| 10/07 | Tax Distribution | 0 | 1,856.60 | C |
| 10/07 | Tax Distribution | 0 | 258.38   | C |
| 10/07 | Tax Distribution | 0 | 61.04    | C |
| 10/07 | Tax Distribution | 0 | 721.52   | C |
| 10/07 | Tax Distribution | 0 | 626.57   | C |
| 10/07 | Tax Distribution | 0 | 93.01    | C |
| 10/08 | Tax Distribution | 0 | 3,997.94 | C |
| 10/08 | Tax Distribution | 0 | (3.52)   | C |
| 10/08 | Tax Distribution | 0 | 238.11   | C |
| 10/08 | Tax Distribution | 0 | 585.53   | C |
| 10/08 | Tax Distribution | 0 | 423.03   | C |
| 10/08 | Tax Distribution | 0 | 221.18   | C |
| 10/09 | Tax Distribution | 0 | 2,997.84 | C |
| 10/09 | Tax Distribution | 0 | 1,103.50 | C |
| 10/09 | Tax Distribution | 0 | 669.47   | C |
| 10/09 | Tax Distribution | 0 | 549.40   | C |
| 10/09 | Tax Distribution | 0 | 67.09    | C |
| 10/10 | Tax Distribution | 0 | 3,368.18 | C |
| 10/10 | Tax Distribution | 0 | 366.43   | C |
| 10/10 | Tax Distribution | 0 | 14.20    | C |
| 10/10 | Tax Distribution | 0 | 204.97   | C |
| 10/10 | Tax Distribution | 0 | 166.15   | C |
| 10/10 | Tax Distribution | 0 | 253.12   | C |
| 10/11 | Tax Distribution | 0 | 5,007.36 | C |
| 10/11 | Tax Distribution | 0 | (14.22)  | C |
| 10/11 | Tax Distribution | 0 | 476.27   | C |
| 10/11 | Tax Distribution | 0 | 72.18    | C |
| 10/11 | Tax Distribution | 0 | 501.41   | C |
| 10/14 | Tax Distribution | 0 | 3,370.93 | C |
| 10/14 | Tax Distribution | 0 | 63.28    | C |
| 10/14 | Tax Distribution | 0 | 468.99   | C |
| 10/14 | Tax Distribution | 0 | 322.13   | C |
| 10/14 | Tax Distribution | 0 | 96.72    | C |
| 10/15 | Tax Distribution | 0 | 3,201.98 | C |
| 10/15 | Tax Distribution | 0 | 180.36   | C |
| 10/15 | Tax Distribution | 0 | 739.34   | C |
| 10/15 | Tax Distribution | 0 | 315.22   | C |
| 10/15 | Tax Distribution | 0 | 198.97   | C |
| 10/16 | Tax Distribution | 0 | 3,603.65 | C |
| 10/16 | Tax Distribution | 0 | (30.63)  | C |
| 10/16 | Tax Distribution | 0 | 205.91   | C |
| 10/16 | Tax Distribution | 0 | 19.60    | C |
| 10/16 | Tax Distribution | 0 | 825.80   | C |
| 10/16 | Tax Distribution | 0 | 792.14   | C |
| 10/16 | Tax Distribution | 0 | 673.97   | C |
| 10/16 | Tax Distribution | 0 | 146.41   | C |
| 10/17 | Tax Distribution | 0 | 1,010.68 | C |
| 10/17 | Tax Distribution | 0 | 409.52   | C |
| 10/17 | Tax Distribution | 0 | 206.22   | C |
| 10/17 | Tax Distribution | 0 | 559.71   | C |
| 10/17 | Tax Distribution | 0 | 151.68   | C |
| 10/18 | Tax Distribution | 0 | 220.46   | C |
| 10/18 | Tax Distribution | 0 | 293.88   | C |
| 10/18 | Tax Distribution | 0 | 69.28    | C |
| 10/21 | Tax Distribution | 0 | 4,489.31 | C |
| 10/21 | Tax Distribution | 0 | (50.46)  | C |



Pinal County Treasurer

Monthly Statement

Date Range: 10/1/2019 to 10/31/2019

|            |                              |   |                           |   |
|------------|------------------------------|---|---------------------------|---|
| 10/21      | Tax Distribution             | 0 | 1,147.91                  | C |
| 10/21      | Tax Distribution             | 0 | 103.96                    | C |
| 10/21      | Tax Distribution             | 0 | 513.39                    | C |
| 10/21      | Tax Distribution             | 0 | 491.39                    | C |
| 10/21      | Tax Distribution             | 0 | 491.12                    | C |
| 10/21      | Tax Distribution             | 0 | 212.50                    | C |
| 10/22      | Tax Distribution             | 0 | 3,012.57                  | C |
| 10/22      | Tax Distribution             | 0 | 418.33                    | C |
| 10/22      | Tax Distribution             | 0 | 506.05                    | C |
| 10/22      | Tax Distribution             | 0 | 293.67                    | C |
| 10/23      | Tax Distribution             | 0 | 1,702.20                  | C |
| 10/23      | Tax Distribution             | 0 | 289.82                    | C |
| 10/23      | Tax Distribution             | 0 | 286.33                    | C |
| 10/23      | Tax Distribution             | 0 | 522.21                    | C |
| 10/23      | Tax Distribution             | 0 | 508.09                    | C |
| 10/23      | Tax Distribution             | 0 | 35.23                     | C |
| 10/23      | Tax Distribution             | 0 | 368.67                    | C |
| 10/23      | Tax Distribution             | 0 | 202.54                    | C |
| 10/24      | Tax Distribution             | 0 | 1,149.74                  | C |
| 10/24      | Tax Distribution             | 0 | 654.03                    | C |
| 10/24      | Tax Distribution             | 0 | 1,526.25                  | C |
| 10/24      | Tax Distribution             | 0 | 856.01                    | C |
| 10/25      | Tax Distribution             | 0 | (26.40)                   | C |
| 10/25      | Tax Distribution             | 0 | 5,869.06                  | C |
| 10/25      | Tax Distribution             | 0 | 303.19                    | C |
| 10/25      | Tax Distribution             | 0 | 484.07                    | C |
| 10/25      | Tax Distribution             | 0 | 2,912.62                  | C |
| 10/25      | Tax Distribution             | 0 | 645.39                    | C |
| 10/28      | Tax Distribution             | 0 | 1,332.38                  | C |
| 10/28      | Tax Distribution             | 0 | 825.66                    | C |
| 10/28      | Tax Distribution             | 0 | 4,282.83                  | C |
| 10/28      | Tax Distribution             | 0 | 538.59                    | C |
| 10/28      | Tax Distribution             | 0 | 729.22                    | C |
| 10/28      | Tax Distribution             | 0 | 116.37                    | C |
| 10/29      | Tax Distribution             | 0 | 2,386.04                  | C |
| 10/29      | Tax Distribution             | 0 | (3.41)                    | C |
| 10/29      | Tax Distribution             | 0 | 910.32                    | C |
| 10/29      | Tax Distribution             | 0 | 795.34                    | C |
| 10/29      | Tax Distribution             | 0 | 252.85                    | C |
| 10/29      | Tax Distribution             | 0 | 953.90                    | C |
| 10/29      | Tax Distribution             | 0 | 58.09                     | C |
| 10/30      | Tax Distribution             | 0 | (8.86)                    | C |
| 10/30      | Tax Distribution             | 0 | 4,166.06                  | C |
| 10/30      | Tax Distribution             | 0 | 321.61                    | C |
| 10/30      | Tax Distribution             | 0 | 618.62                    | C |
| 10/30      | Tax Distribution             | 0 | 1,263.30                  | C |
| 10/30      | Tax Distribution             | 0 | 373.42                    | C |
| 10/30      | Tax Distribution             | 0 | 5.74                      | C |
| 10/31      | Tax Distribution             | 0 | (8.65)                    | C |
| 10/31      | Tax Distribution             | 0 | 66,921.75                 | C |
| 10/31      | Tax Distribution             | 0 | 538.89                    | C |
| 10/31      | Tax Distribution             | 0 | 848.03                    | C |
| 10/31      | Tax Distribution             | 0 | 3,240.16                  | C |
| 10/31      | Tax Distribution             | 0 | 10.95                     | C |
| 12100.2018 | 2018 Personal Property Taxes |   | Source Code Total: 178.55 |   |
| 10/01      | Tax Distribution             | 0 | 2.58                      | C |
| 10/02      | Tax Distribution             | 0 | .73                       | C |



Pinal County Treasurer

Monthly Statement

Date Range: 10/1/2019 to 10/31/2019

|   |                  |   |                              |   |
|---|------------------|---|------------------------------|---|
| 10/02                                   | Tax Distribution | 0 | 1.29                         | C |
| 10/02                                   | Tax Distribution | 0 | 2.15                         | C |
| 10/02                                   | Tax Distribution | 0 | 13.48                        | C |
| 10/03                                   | Tax Distribution | 0 | 3.39                         | C |
| 10/03                                   | Tax Distribution | 0 | 5.76                         | C |
| 10/03                                   | Tax Distribution | 0 | .06                          | C |
| 10/04                                   | Tax Distribution | 0 | (4.89)                       | C |
| 10/04                                   | Tax Distribution | 0 | .98                          | C |
| 10/07                                   | Tax Distribution | 0 | .60                          | C |
| 10/07                                   | Tax Distribution | 0 | 2.30                         | C |
| 10/08                                   | Tax Distribution | 0 | .86                          | C |
| 10/09                                   | Tax Distribution | 0 | 9.73                         | C |
| 10/09                                   | Tax Distribution | 0 | 2.82                         | C |
| 10/10                                   | Tax Distribution | 0 | 9.26                         | C |
| 10/10                                   | Tax Distribution | 0 | 3.04                         | C |
| 10/10                                   | Tax Distribution | 0 | 6.37                         | C |
| 10/11                                   | Tax Distribution | 0 | 1.05                         | C |
| 10/14                                   | Tax Distribution | 0 | 32.35                        | C |
| 10/15                                   | Tax Distribution | 0 | 1.75                         | C |
| 10/15                                   | Tax Distribution | 0 | 2.75                         | C |
| 10/15                                   | Tax Distribution | 0 | 7.04                         | C |
| 10/16                                   | Tax Distribution | 0 | 1.42                         | C |
| 10/16                                   | Tax Distribution | 0 | .52                          | C |
| 10/16                                   | Tax Distribution | 0 | 1.41                         | C |
| 10/16                                   | Tax Distribution | 0 | 3.30                         | C |
| 10/17                                   | Tax Distribution | 0 | 13.26                        | C |
| 10/17                                   | Tax Distribution | 0 | .40                          | C |
| 10/18                                   | Tax Distribution | 0 | .01                          | C |
| 10/18                                   | Tax Distribution | 0 | .28                          | C |
| 10/21                                   | Tax Distribution | 0 | .63                          | C |
| 10/21                                   | Tax Distribution | 0 | .94                          | C |
| 10/21                                   | Tax Distribution | 0 | .61                          | C |
| 10/22                                   | Tax Distribution | 0 | .90                          | C |
| 10/22                                   | Tax Distribution | 0 | .06                          | C |
| 10/23                                   | Tax Distribution | 0 | 12.07                        | C |
| 10/24                                   | Tax Distribution | 0 | .66                          | C |
| 10/28                                   | Tax Distribution | 0 | 2.22                         | C |
| 10/29                                   | Tax Distribution | 0 | .51                          | C |
| 10/29                                   | Tax Distribution | 0 | 16.87                        | C |
| 10/30                                   | Tax Distribution | 0 | .70                          | C |
| 10/30                                   | Tax Distribution | 0 | .84                          | C |
| 10/30                                   | Tax Distribution | 0 | 7.52                         | C |
| 10/31                                   | Tax Distribution | 0 | 5.72                         | C |
| 10/31                                   | Tax Distribution | 0 | 2.25                         | C |
| 12100.2019 2019 Personal Property Taxes |                  |   | Source Code Total: 14,523.62 |   |
| 10/01                                   | Tax Distribution | 0 | 664.56                       | C |
| 10/01                                   | Tax Distribution | 0 | (.58)                        | C |
| 10/01                                   | Tax Distribution | 0 | 3.09                         | C |
| 10/01                                   | Tax Distribution | 0 | 108.35                       | C |
| 10/01                                   | Tax Distribution | 0 | 51.03                        | C |
| 10/02                                   | Tax Distribution | 0 | 761.18                       | C |
| 10/02                                   | Tax Distribution | 0 | (10.62)                      | C |
| 10/02                                   | Tax Distribution | 0 | 20.01                        | C |
| 10/02                                   | Tax Distribution | 0 | 53.71                        | C |
| 10/02                                   | Tax Distribution | 0 | 62.66                        | C |
| 10/02                                   | Tax Distribution | 0 | 121.60                       | C |
| 10/02                                   | Tax Distribution | 0 | 14.60                        | C |



Pinal County Treasurer

Monthly Statement

Date Range: 10/1/2019 to 10/31/2019

|       |                  |   |        |   |
|-------|------------------|---|--------|---|
| 10/03 | Tax Distribution | 0 | 425.66 | C |
| 10/03 | Tax Distribution | 0 | 106.41 | C |
| 10/03 | Tax Distribution | 0 | 32.98  | C |
| 10/03 | Tax Distribution | 0 | 77.26  | C |
| 10/03 | Tax Distribution | 0 | 8.37   | C |
| 10/04 | Tax Distribution | 0 | 812.42 | C |
| 10/04 | Tax Distribution | 0 | 61.26  | C |
| 10/04 | Tax Distribution | 0 | 31.02  | C |
| 10/07 | Tax Distribution | 0 | 553.00 | C |
| 10/07 | Tax Distribution | 0 | 22.54  | C |
| 10/07 | Tax Distribution | 0 | 129.92 | C |
| 10/07 | Tax Distribution | 0 | 112.55 | C |
| 10/07 | Tax Distribution | 0 | 5.16   | C |
| 10/08 | Tax Distribution | 0 | 789.34 | C |
| 10/08 | Tax Distribution | 0 | (1.13) | C |
| 10/08 | Tax Distribution | 0 | 17.98  | C |
| 10/08 | Tax Distribution | 0 | 56.75  | C |
| 10/08 | Tax Distribution | 0 | 54.44  | C |
| 10/08 | Tax Distribution | 0 | 8.05   | C |
| 10/09 | Tax Distribution | 0 | 431.39 | C |
| 10/09 | Tax Distribution | 0 | 5.83   | C |
| 10/09 | Tax Distribution | 0 | 129.04 | C |
| 10/09 | Tax Distribution | 0 | 115.20 | C |
| 10/09 | Tax Distribution | 0 | 258.84 | C |
| 10/09 | Tax Distribution | 0 | 13.28  | C |
| 10/10 | Tax Distribution | 0 | 22.28  | C |
| 10/10 | Tax Distribution | 0 | 458.74 | C |
| 10/10 | Tax Distribution | 0 | 42.32  | C |
| 10/10 | Tax Distribution | 0 | 359.97 | C |
| 10/10 | Tax Distribution | 0 | 20.01  | C |
| 10/10 | Tax Distribution | 0 | 18.05  | C |
| 10/11 | Tax Distribution | 0 | 652.77 | C |
| 10/11 | Tax Distribution | 0 | 30.95  | C |
| 10/11 | Tax Distribution | 0 | 20.04  | C |
| 10/11 | Tax Distribution | 0 | 28.90  | C |
| 10/14 | Tax Distribution | 0 | 340.51 | C |
| 10/14 | Tax Distribution | 0 | 147.66 | C |
| 10/14 | Tax Distribution | 0 | 16.72  | C |
| 10/14 | Tax Distribution | 0 | 13.21  | C |
| 10/15 | Tax Distribution | 0 | 341.51 | C |
| 10/15 | Tax Distribution | 0 | 6.28   | C |
| 10/15 | Tax Distribution | 0 | 17.18  | C |
| 10/15 | Tax Distribution | 0 | 62.32  | C |
| 10/15 | Tax Distribution | 0 | 40.26  | C |
| 10/15 | Tax Distribution | 0 | 21.70  | C |
| 10/16 | Tax Distribution | 0 | 409.70 | C |
| 10/16 | Tax Distribution | 0 | (.58)  | C |
| 10/16 | Tax Distribution | 0 | 72.77  | C |
| 10/16 | Tax Distribution | 0 | 91.61  | C |
| 10/16 | Tax Distribution | 0 | 73.97  | C |
| 10/16 | Tax Distribution | 0 | 23.03  | C |
| 10/17 | Tax Distribution | 0 | 368.63 | C |
| 10/17 | Tax Distribution | 0 | 6.82   | C |
| 10/17 | Tax Distribution | 0 | 17.83  | C |
| 10/17 | Tax Distribution | 0 | 7.75   | C |
| 10/18 | Tax Distribution | 0 | 61.49  | C |
| 10/18 | Tax Distribution | 0 | 9.91   | C |



Pinal County Treasurer

Monthly Statement

Date Range: 10/1/2019 to 10/31/2019

|                                   |                                  |   |                         |   |
|-----------------------------------|----------------------------------|---|-------------------------|---|
| 10/18                             | Tax Distribution                 | 0 | 64.34                   | C |
| 10/21                             | Tax Distribution                 | 0 | 867.05                  | C |
| 10/21                             | Tax Distribution                 | 0 | (13.46)                 | C |
| 10/21                             | Tax Distribution                 | 0 | 72.58                   | C |
| 10/21                             | Tax Distribution                 | 0 | .47                     | C |
| 10/21                             | Tax Distribution                 | 0 | 33.93                   | C |
| 10/21                             | Tax Distribution                 | 0 | 52.53                   | C |
| 10/21                             | Tax Distribution                 | 0 | 27.89                   | C |
| 10/21                             | Tax Distribution                 | 0 | .97                     | C |
| 10/22                             | Tax Distribution                 | 0 | 328.57                  | C |
| 10/22                             | Tax Distribution                 | 0 | 58.07                   | C |
| 10/22                             | Tax Distribution                 | 0 | 25.83                   | C |
| 10/22                             | Tax Distribution                 | 0 | 9.15                    | C |
| 10/23                             | Tax Distribution                 | 0 | 28.74                   | C |
| 10/23                             | Tax Distribution                 | 0 | 4.18                    | C |
| 10/23                             | Tax Distribution                 | 0 | 120.21                  | C |
| 10/23                             | Tax Distribution                 | 0 | 69.70                   | C |
| 10/23                             | Tax Distribution                 | 0 | 15.13                   | C |
| 10/23                             | Tax Distribution                 | 0 | 42.99                   | C |
| 10/24                             | Tax Distribution                 | 0 | 94.73                   | C |
| 10/24                             | Tax Distribution                 | 0 | 37.41                   | C |
| 10/24                             | Tax Distribution                 | 0 | 53.31                   | C |
| 10/24                             | Tax Distribution                 | 0 | 311.58                  | C |
| 10/25                             | Tax Distribution                 | 0 | 37.95                   | C |
| 10/25                             | Tax Distribution                 | 0 | 14.93                   | C |
| 10/25                             | Tax Distribution                 | 0 | 42.14                   | C |
| 10/25                             | Tax Distribution                 | 0 | 207.29                  | C |
| 10/25                             | Tax Distribution                 | 0 | 19.81                   | C |
| 10/28                             | Tax Distribution                 | 0 | 198.47                  | C |
| 10/28                             | Tax Distribution                 | 0 | 88.42                   | C |
| 10/28                             | Tax Distribution                 | 0 | 95.73                   | C |
| 10/28                             | Tax Distribution                 | 0 | 104.08                  | C |
| 10/29                             | Tax Distribution                 | 0 | 287.83                  | C |
| 10/29                             | Tax Distribution                 | 0 | 55.38                   | C |
| 10/29                             | Tax Distribution                 | 0 | 113.83                  | C |
| 10/29                             | Tax Distribution                 | 0 | 32.48                   | C |
| 10/29                             | Tax Distribution                 | 0 | 55.21                   | C |
| 10/30                             | Tax Distribution                 | 0 | (1.55)                  | C |
| 10/30                             | Tax Distribution                 | 0 | 36.31                   | C |
| 10/30                             | Tax Distribution                 | 0 | 68.82                   | C |
| 10/30                             | Tax Distribution                 | 0 | 204.35                  | C |
| 10/30                             | Tax Distribution                 | 0 | 72.89                   | C |
| 10/30                             | Tax Distribution                 | 0 | 6.18                    | C |
| 10/31                             | Tax Distribution                 | 0 | 1.54                    | C |
| 10/31                             | Tax Distribution                 | 0 | 63.06                   | C |
| 10/31                             | Tax Distribution                 | 0 | 42.81                   | C |
| 10/31                             | Tax Distribution                 | 0 | 449.49                  | C |
| 10/31                             | Tax Distribution                 | 0 | 8.81                    | C |
| 18200.2012 2012 Taxes Transferred |                                  |   | Source Code Total: 8.28 |   |
| 10/07                             | MATURED DEBT SVC FR 6-11642-1407 | 0 | .45                     | C |
| 10/09                             | MATURED DEBT SVC FR 6-11642-1407 | 0 | 2.18                    | C |
| 10/16                             | MATURED DEBT SVC FR 6-11642-1407 | 0 | 5.65                    | C |
| 18200.2013 2013 Taxes Transferred |                                  |   | Source Code Total: 8.05 |   |
| 10/07                             | MATURED DEBT SVC FR 6-11642-1407 | 0 | .45                     | C |
| 10/09                             | MATURED DEBT SVC FR 6-11642-1407 | 0 | 2.15                    | C |
| 10/16                             | MATURED DEBT SVC FR 6-11642-1407 | 0 | 5.11                    | C |
| 10/24                             | MATURED DEBT SVC FR 6-11642-1407 | 0 | .34                     | C |



Pinal County Treasurer

Monthly Statement

Date Range: 10/1/2019 to 10/31/2019

|   |                                  |   |                           |   |
|---|----------------------------------|---|---------------------------|---|
| 18200.2014 2014 Taxes Transferred                   |                                  |   | Source Code Total: 7.99   |   |
| 10/07   | MATURED DEBT SVC FR 6-11642-1407 | 0 | .47                       | C |
| 10/07   | MATURED DEBT SVC FR 6-11642-1407 | 0 | .09                       | C |
| 10/16   | MATURED DEBT SVC FR 6-11642-1407 | 0 | 4.73                      | C |
| 10/21   | MATURED DEBT SVC FR 6-11642-1407 | 0 | .44                       | C |
| 10/23   | MATURED DEBT SVC FR 6-11642-1407 | 0 | 2.26                      | C |
| 18200.2015 2015 Taxes Transferred                   |                                  |   | Source Code Total: 8.24   |   |
| 10/07   | MATURED DEBT SVC FR 6-11642-1407 | 0 | .50                       | C |
| 10/10   | MATURED DEBT SVC FR 6-11642-1407 | 0 | .80                       | C |
| 10/14   | MATURED DEBT SVC FR 6-11642-1407 | 0 | 1.94                      | C |
| 10/18   | MATURED DEBT SVC FR 6-11642-1407 | 0 | .30                       | C |
| 10/23   | MATURED DEBT SVC FR 6-11642-1407 | 0 | 4.70                      | C |
| 18200.2016 2016 Taxes Transferred                   |                                  |   | Source Code Total: 10.07  |   |
| 10/02   | MATURED DEBT SVC FR 6-11642-1407 | 0 | 1.07                      | C |
| 10/02   | MATURED DEBT SVC FR 6-11642-1407 | 0 | .41                       | C |
| 10/07   | MATURED DEBT SVC FR 6-11642-1407 | 0 | .52                       | C |
| 10/08   | MATURED DEBT SVC FR 6-11642-1407 | 0 | .29                       | C |
| 10/08   | MATURED DEBT SVC FR 6-11642-1407 | 0 | .07                       | C |
| 10/10   | MATURED DEBT SVC FR 6-11642-1407 | 0 | .83                       | C |
| 10/14   | MATURED DEBT SVC FR 6-11642-1407 | 0 | 1.79                      | C |
| 10/16   | MATURED DEBT SVC FR 6-11642-1407 | 0 | (1.01)                    | C |
| 10/22   | MATURED DEBT SVC FR 6-11642-1407 | 0 | .31                       | C |
| 10/23   | MATURED DEBT SVC FR 6-11642-1407 | 0 | 4.91                      | C |
| 10/23   | MATURED DEBT SVC FR 6-11642-1407 | 0 | .64                       | C |
| 10/25   | MATURED DEBT SVC FR 6-11642-1407 | 0 | .24                       | C |
| 18200.2017 2017 Taxes Transferred                   |                                  |   | Source Code Total: 17.58  |   |
| 10/01   | MATURED DEBT SVC FR 6-11642-1407 | 0 | .56                       | C |
| 10/02   | MATURED DEBT SVC FR 6-11642-1407 | 0 | .46                       | C |
| 10/02   | MATURED DEBT SVC FR 6-11642-1407 | 0 | 1.12                      | C |
| 10/07   | MATURED DEBT SVC FR 6-11642-1407 | 0 | .55                       | C |
| 10/08   | MATURED DEBT SVC FR 6-11642-1407 | 0 | .13                       | C |
| 10/08   | MATURED DEBT SVC FR 6-11642-1407 | 0 | .25                       | C |
| 10/09   | MATURED DEBT SVC FR 6-11642-1407 | 0 | 1.62                      | C |
| 10/10   | MATURED DEBT SVC FR 6-11642-1407 | 0 | .87                       | C |
| 10/11   | MATURED DEBT SVC FR 6-11642-1407 | 0 | .19                       | C |
| 10/14   | MATURED DEBT SVC FR 6-11642-1407 | 0 | .15                       | C |
| 10/15   | MATURED DEBT SVC FR 6-11642-1407 | 0 | .70                       | C |
| 10/16   | MATURED DEBT SVC FR 6-11642-1407 | 0 | (2.08)                    | C |
| 10/17   | MATURED DEBT SVC FR 6-11642-1407 | 0 | 1.93                      | C |
| 10/21   | MATURED DEBT SVC FR 6-11642-1407 | 0 | 3.38                      | C |
| 10/22   | MATURED DEBT SVC FR 6-11642-1407 | 0 | .78                       | C |
| 10/23   | MATURED DEBT SVC FR 6-11642-1407 | 0 | 5.14                      | C |
| 10/30   | MATURED DEBT SVC FR 6-11642-1407 | 0 | 1.44                      | C |
| 10/31   | MATURED DEBT SVC FR 6-11642-1407 | 0 | .39                       | C |
| 21100.40 Wells Fargo Bank Investment Interest       |                                  |   | Source Code Total: 1.12   |   |
| 10/01   | Investment Interest              | 0 | 1.12                      | C |
| 21100.41 Wells Fargo Repo Investment Interest       |                                  |   | Source Code Total: 21.03  |   |
| 10/01   | Investment Interest              | 0 | 21.03                     | C |
| 21100.43 Wells Fargo Trust Investment Interest      |                                  |   | Source Code Total: 3.74   |   |
| 10/02   | Investment Interest              | 0 | 3.68                      | C |
| 10/14   | Investment Interest              | 0 | .06                       | C |
| 21100.46 Wells Fargo Investment Investment Interest |                                  |   | Source Code Total: 175.86 |   |
| 10/22   | Investment Interest              | 0 | 4.42                      | C |
| 10/28   | Investment Interest              | 0 | 49.20                     | C |
| 10/28   | Investment Interest              | 0 | 35.04                     | C |
| 10/28   | Investment Interest              | 0 | 38.70                     | C |
| 10/30   | Investment Interest              | 0 | 48.50                     | C |





Pinal County Treasurer

Monthly Statement

Date Range: 10/1/2019 to 10/31/2019

|   |   |        |                                   |   |
|---|---|--------|-----------------------------------|---|
| 21100.55 Multi-Bank Securities Investment Interest          |   |        | Source Code Total: 41.31          |   |
| 10/09   | Investment Interest                             | 0      | 37.97                             | C |
| 10/16   | Investment Interest                             | 0      | 3.34                              | C |
| 21100.70 Vining Sparks Investment Interest                  |   |        | Source Code Total: 202.16         |   |
| 10/01   | Investment Interest                             | 0      | 19.97                             | C |
| 10/11   | Investment Interest                             | 0      | 21.89                             | C |
| 10/17   | Investment Interest                             | 0      | 34.89                             | C |
| 10/22   | Investment Interest                             | 0      | 19.44                             | C |
| 10/28   | Investment Interest                             | 0      | 56.29                             | C |
| 10/30   | MATURED DEBT SVC FR 6-11642-1407                | 0      | 11.02                             | C |
| 10/30   | Investment Interest                             | 0      | 38.66                             | C |
| 21100.80 Stifel Nicolaus & Company Investment Interest      |   |        | Source Code Total: 49.47          |   |
| 10/30   | Investment Interest                             | 0      | 49.47                             | C |
| 90400.0 Refund Interest                                     |   |        | Source Code Total: (.35)          |   |
| 10/04   | 160707 T99-82-38522 2018 Adjustment/Corr Refund | 160707 | (.23)                             | D |
| 10/22   | 160886 101-14-010A3 2019 Adjustment/Corr Refund | 160886 | (.12)                             | D |
| 6116421409 Super Fire & Med Debt Refunding Prin Series 2018 |   |        | <b>Ending Balance: 480,985.34</b> |   |

**Superstition Fire & Medical District**  
**Balance Sheet**  
As of 10/31/2019  
FUND: (500) Debt Retirement Principal Fund

**Assets**

**Current Assets**

Fund Cash - Debt Retirement Principal  
Total Current Assets

\$480,985.34

\$480,985.34

F

**Total Assets**

\$480,985.34

**Liabilities and Equity**

**Equity**

Fund Balance - Debt Retirement Principal  
Current Year Profit/Loss  
Total Equity

\$239,897.27

241,088.07

480,985.34

**Total Liabilities and Equity**

\$480,985.34

# Superstition Fire & Medical District Monthly Pinal County Treasurer's Bank Account Reconciliation

## 600 Debt Interest Fund

### Reconciliation References:

- A Previous month's bank ending balance / current month's bank beginning balance
- B Interest Income
- C Current month's property tax receipts (real and personal)
- D Current month's refunded interest
- E Current month's bank ending balance
- F Cash Balance per G/L Balance Sheet  
\*consolidated account ending 1408 (original bond account) into 1410 (refinanced bond account)



**Superstition Fire & Medical District**  
**Debt Retirement Interest (Fund 600) Cash Reconciliation**  
**Fiscal Year 2019 - 2020**  
**10/31/2019**



|   | Deposits<br>(Cash Receipts) | Cash<br>Disbursements   | Treasurer's<br>Balance | Book<br>Balance                   |
|---|-----------------------------|-------------------------|------------------------|-----------------------------------|
| Book Balance as of: 10/1/2019           |                             |                         |                        | \$53,155.48 (A)                   |
| <u>Activity During the Month</u>        |                             |                         |                        |                                   |
| Journal Entries:                        |                             |                         |                        |                                   |
| Interest Income (Expense):              | 88.99                       |                         |                        | 88.99 (B)                         |
| Cash Receipts                           |                             |                         |                        |                                   |
| 2007 Real Estate Taxes                  |                             |                         |                        | -                                 |
| 2008 Real Estate Taxes                  |                             |                         |                        | -                                 |
| 2009 Real Estate Taxes                  |                             |                         |                        | -                                 |
| 2010 Real Estate Taxes                  |                             |                         |                        | -                                 |
| 2011 Real Estate Taxes                  |                             |                         |                        | -                                 |
| 2012 Real Estate Taxes                  |                             |                         |                        | -                                 |
| 2013 Real Estate Taxes                  |                             |                         |                        | -                                 |
| 2014 Real Estate Taxes                  |                             |                         |                        | -                                 |
| 2015 Real Estate Taxes                  |                             |                         |                        | -                                 |
| 2016 Real Estate Taxes                  |                             |                         |                        | -                                 |
| 2017 Real Estate Taxes                  |                             |                         |                        | -                                 |
| 2018 Real Estate Taxes                  | 83.49                       |                         |                        | 83.49                             |
| 2019 Real Estate Taxes                  | 57,133.83                   |                         |                        | 57,133.83 (C)                     |
| 2007 Pers. Prop. Taxes                  |                             |                         |                        | -                                 |
| 2009 Pers. Prop. Taxes                  |                             |                         |                        | -                                 |
| 2010 Pers. Prop. Taxes                  |                             |                         |                        | -                                 |
| 2011 Pers. Prop. Taxes                  |                             |                         |                        | -                                 |
| 2012 Pers. Prop. Taxes                  | 7.82                        |                         |                        | 7.82                              |
| 2013 Pers. Prop. Taxes                  | 7.50                        |                         |                        | 7.50                              |
| 2014 Pers. Prop. Taxes                  | 6.85                        |                         |                        | 6.85                              |
| 2015 Pers. Prop. Taxes                  | 6.29                        |                         |                        | 6.29                              |
| 2016 Pers. Prop. Taxes                  | 6.92                        |                         |                        | 6.92                              |
| 2017 Pers. Prop. Taxes                  | 10.72                       |                         |                        | 10.72                             |
| 2018 Pers. Prop. Taxes                  | 24.89                       |                         |                        | 24.89                             |
| 2019 Pers. Prop. Taxes                  | 4,476.28                    |                         |                        | 4,476.28                          |
| SRP Contributions                       |                             |                         |                        | -                                 |
| Deposits                                |                             |                         |                        | -                                 |
| Revenue Transfer                        |                             |                         |                        | -                                 |
| Cash Disbursements                      |                             |                         |                        |                                   |
| A) Accounts Payable                     |                             |                         |                        | -                                 |
| B) Transfer In / Out                    |                             |                         |                        | -                                 |
| C) Refund Interest                      |                             | (0.07)                  |                        | (0.07) (D)                        |
|   | <u>\$61,853.58</u>          | <u>(0.07)</u>           |                        | <u>\$115,008.99</u>               |
| <u>Pinal County Bank Balance</u>        |                             |                         |                        |                                   |
| Ending Bank Balance as of: 10/31/2019   |                             | Balance from YTD Column |                        | \$ 115,008.99 (E)                 |
| Less: Outstanding Warrants              |                             | Check #                 |                        | -                                 |
| Plus: Deposits in Transit               |                             |                         |                        | -                                 |
|   |                             |                         |                        | <u>\$ 115,008.99</u>              |
| Prepared by: <u>[Signature]</u> 11/4/19 |                             |                         |                        | Balance per B/S \$ 115,008.99 (F) |
| Reviewed by: <u>[Signature]</u> 11/2/19 |                             |                         |                        | Difference \$ -                   |



Pinal County Treasurer

Monthly Statement

Date Range: 10/1/2019 to 10/31/2019

| Account           | Period   | YTD        |                           |
|-------------------|--|------------|---------------------------|
| <b>6116421410</b> | <b>Super Fire &amp; Med Debt Refunding Int Series 2018</b> |            |                           |
| Begin Balance:    | (A) 53,155.48  | 41,798.03  |                           |
| Income:           | 61,853.58  | 73,211.03  |                           |
| LOC Advance:      | .00  | .00        |                           |
| Expense:          | (.07)  | (.07)      | LOC: .00                  |
| LOC Payments:     | .00  | .00        | Warrants Outstanding: .00 |
| Cash Balance:     | (E) 115,008.99   | 115,008.99 | End: 115,008.99           |

Monthly Statement Summary

| Source Code       | Description  | MTDAmount                           | YTDAmount         |
|-------------------|--|-------------------------------------|-------------------|
| <b>6116421410</b> | <b>Super Fire &amp; Med Debt Refunding Int Series 2018</b> | <b>Beginning Balance:</b> 53,155.48 | 41,798.03         |
| 11100.2018        | 2018 Real Estate Taxes                                     | 83.49                               | 506.80            |
| 11100.2019        | 2019 Real Estate Taxes                                     | 57,133.83                           | 65,949.91         |
| 12100.2018        | 2018 Personal Property Taxes                               | 24.89                               | 78.18             |
| 12100.2019        | 2019 Personal Property Taxes                               | 4,476.28                            | 6,004.14          |
| 18200.2010        | 2010 Taxes Transferred                                     | .00                                 | 1.31              |
| 18200.2011        | 2011 Taxes Transferred                                     | .00                                 | 1.75              |
| 18200.2012        | 2012 Taxes Transferred                                     | 7.82                                | 9.58              |
| 18200.2013        | 2013 Taxes Transferred                                     | 7.50                                | 11.79             |
| 18200.2014        | 2014 Taxes Transferred                                     | 6.85                                | 18.60             |
| 18200.2015        | 2015 Taxes Transferred                                     | 6.29                                | 16.79             |
| 18200.2016        | 2016 Taxes Transferred                                     | 6.92                                | 32.17             |
| 18200.2017        | 2017 Taxes Transferred                                     | 10.72                               | 71.53             |
| 21100.40          | Wells Fargo Bank Investment Interest                       | .20                                 | 1.98              |
| 21100.41          | Wells Fargo Repo Investment Interest                       | 3.74                                | 76.09             |
| 21100.43          | Wells Fargo Trust Investment Interest                      | .66                                 | 4.59              |
| 21100.46          | Wells Fargo Investment Investment Interest                 | 29.03                               | 72.56             |
| 21100.55          | Multi-Bank Securities Investment Interest                  | 6.60                                | 60.84             |
| 21100.70          | Vining Sparks Investment Interest                          | 37.60                               | 229.16            |
| 21100.80          | Stifel Nicolaus & Company Investment Interest              | 11.16                               | 63.26             |
| 90400.0           | Refund Interest  | (.07)                               | (.07)             |
|                   | <b>Ending Balance:</b>                                     | <b>115,008.99</b>                   | <b>115,008.99</b> |

*Handwritten notes: (C) \$61,764.59 (B) \$88.99 (D)*

Monthly Statement Detail

| Date  | Notes            | Doc # | Amount                              | C/D |
|---|------------------|-------|-------------------------------------|-----|
| <b>6116421410 Super Fire &amp; Med Debt Refunding Int Series 2018</b> |                  |       | <b>Beginning Balance: 53,155.48</b> |     |
| 11100.2018 2018 Real Estate Taxes                                     |                  |       | Source Code Total: 83.49            |     |
| 10/01   | Tax Distribution | 0     | .15                                 | C   |
| 10/02   | Tax Distribution | 0     | .01                                 | C   |
| 10/02   | Tax Distribution | 0     | 2.02                                | C   |
| 10/02   | Tax Distribution | 0     | .72                                 | C   |
| 10/03   | Tax Distribution | 0     | 2.25                                | C   |
| 10/03   | Tax Distribution | 0     | 2.13                                | C   |
| 10/04   | Tax Distribution | 0     | 1.89                                | C   |
| 10/04   | Tax Distribution | 0     | .03                                 | C   |
| 10/07   | Tax Distribution | 0     | .16                                 | C   |
| 10/07   | Tax Distribution | 0     | 4.60                                | C   |
| 10/08   | Tax Distribution | 0     | 5.87                                | C   |
| 10/09   | Tax Distribution | 0     | .62                                 | C   |
| 10/09   | Tax Distribution | 0     | 4.28                                | C   |
| 10/10   | Tax Distribution | 0     | 7.50                                | C   |



Pinal County Treasurer

Monthly Statement

Date Range: 10/1/2019 to 10/31/2019

|                                   |                  |   |                              |   |
|-----------------------------------|------------------|---|------------------------------|---|
| 10/10                             | Tax Distribution | 0 | .35                          | C |
| 10/10                             | Tax Distribution | 0 | .38                          | C |
| 10/10                             | Tax Distribution | 0 | 1.09                         | C |
| 10/11                             | Tax Distribution | 0 | .30                          | C |
| 10/11                             | Tax Distribution | 0 | .36                          | C |
| 10/11                             | Tax Distribution | 0 | .17                          | C |
| 10/14                             | Tax Distribution | 0 | .74                          | C |
| 10/14                             | Tax Distribution | 0 | 1.03                         | C |
| 10/15                             | Tax Distribution | 0 | .89                          | C |
| 10/15                             | Tax Distribution | 0 | .89                          | C |
| 10/16                             | Tax Distribution | 0 | .38                          | C |
| 10/16                             | Tax Distribution | 0 | 2.09                         | C |
| 10/16                             | Tax Distribution | 0 | 2.33                         | C |
| 10/17                             | Tax Distribution | 0 | (.83)                        | C |
| 10/17                             | Tax Distribution | 0 | 1.91                         | C |
| 10/17                             | Tax Distribution | 0 | .72                          | C |
| 10/21                             | Tax Distribution | 0 | .36                          | C |
| 10/23                             | Tax Distribution | 0 | 3.73                         | C |
| 10/23                             | Tax Distribution | 0 | 2.12                         | C |
| 10/23                             | Tax Distribution | 0 | .91                          | C |
| 10/24                             | Tax Distribution | 0 | 1.17                         | C |
| 10/24                             | Tax Distribution | 0 | 1.65                         | C |
| 10/24                             | Tax Distribution | 0 | 1.52                         | C |
| 10/25                             | Tax Distribution | 0 | 2.20                         | C |
| 10/25                             | Tax Distribution | 0 | 3.57                         | C |
| 10/25                             | Tax Distribution | 0 | 1.35                         | C |
| 10/28                             | Tax Distribution | 0 | .22                          | C |
| 10/28                             | Tax Distribution | 0 | .69                          | C |
| 10/29                             | Tax Distribution | 0 | 2.87                         | C |
| 10/29                             | Tax Distribution | 0 | .26                          | C |
| 10/29                             | Tax Distribution | 0 | .16                          | C |
| 10/30                             | Tax Distribution | 0 | 4.10                         | C |
| 10/30                             | Tax Distribution | 0 | .01                          | C |
| 10/30                             | Tax Distribution | 0 | 3.30                         | C |
| 10/30                             | Tax Distribution | 0 | .34                          | C |
| 10/31                             | Tax Distribution | 0 | 3.93                         | C |
| 10/31                             | Tax Distribution | 0 | 3.22                         | C |
| 10/31                             | Tax Distribution | 0 | .78                          | C |
| 11100.2019 2019 Real Estate Taxes |                  |   | Source Code Total: 57,133.83 |   |
| 10/01                             | Tax Distribution | 0 | 854.09                       | C |
| 10/01                             | Tax Distribution | 0 | 4.91                         | C |
| 10/01                             | Tax Distribution | 0 | 501.72                       | C |
| 10/01                             | Tax Distribution | 0 | 86.41                        | C |
| 10/02                             | Tax Distribution | 0 | 1,291.24                     | C |
| 10/02                             | Tax Distribution | 0 | 3.83                         | C |
| 10/02                             | Tax Distribution | 0 | 185.31                       | C |
| 10/02                             | Tax Distribution | 0 | 255.44                       | C |
| 10/02                             | Tax Distribution | 0 | 266.14                       | C |
| 10/02                             | Tax Distribution | 0 | 20.65                        | C |
| 10/03                             | Tax Distribution | 0 | 909.86                       | C |
| 10/03                             | Tax Distribution | 0 | 170.50                       | C |
| 10/03                             | Tax Distribution | 0 | 85.66                        | C |
| 10/03                             | Tax Distribution | 0 | 212.90                       | C |
| 10/03                             | Tax Distribution | 0 | 39.21                        | C |
| 10/04                             | Tax Distribution | 0 | 1,147.41                     | C |
| 10/04                             | Tax Distribution | 0 | (8.14)                       | C |
| 10/04                             | Tax Distribution | 0 | 261.84                       | C |



Pinal County Treasurer

Monthly Statement

Date Range: 10/1/2019 to 10/31/2019

|       |                  |   |          |   |
|-------|------------------|---|----------|---|
| 10/04 | Tax Distribution | 0 | 145.49   | C |
| 10/04 | Tax Distribution | 0 | 34.55    | C |
| 10/07 | Tax Distribution | 0 | 572.21   | C |
| 10/07 | Tax Distribution | 0 | 79.62    | C |
| 10/07 | Tax Distribution | 0 | 18.81    | C |
| 10/07 | Tax Distribution | 0 | 222.40   | C |
| 10/07 | Tax Distribution | 0 | 193.11   | C |
| 10/07 | Tax Distribution | 0 | 28.65    | C |
| 10/08 | Tax Distribution | 0 | 1,232.20 | C |
| 10/08 | Tax Distribution | 0 | (1.08)   | C |
| 10/08 | Tax Distribution | 0 | 73.39    | C |
| 10/08 | Tax Distribution | 0 | 180.44   | C |
| 10/08 | Tax Distribution | 0 | 130.39   | C |
| 10/08 | Tax Distribution | 0 | 68.18    | C |
| 10/09 | Tax Distribution | 0 | 923.93   | C |
| 10/09 | Tax Distribution | 0 | 340.09   | C |
| 10/09 | Tax Distribution | 0 | 206.33   | C |
| 10/09 | Tax Distribution | 0 | 169.35   | C |
| 10/09 | Tax Distribution | 0 | 20.68    | C |
| 10/10 | Tax Distribution | 0 | 1,038.19 | C |
| 10/10 | Tax Distribution | 0 | 112.92   | C |
| 10/10 | Tax Distribution | 0 | 4.38     | C |
| 10/10 | Tax Distribution | 0 | 63.14    | C |
| 10/10 | Tax Distribution | 0 | 51.20    | C |
| 10/10 | Tax Distribution | 0 | 78.00    | C |
| 10/11 | Tax Distribution | 0 | 1,543.38 | C |
| 10/11 | Tax Distribution | 0 | (4.38)   | C |
| 10/11 | Tax Distribution | 0 | 146.79   | C |
| 10/11 | Tax Distribution | 0 | 22.25    | C |
| 10/11 | Tax Distribution | 0 | 154.56   | C |
| 10/14 | Tax Distribution | 0 | 1,038.90 | C |
| 10/14 | Tax Distribution | 0 | 19.50    | C |
| 10/14 | Tax Distribution | 0 | 144.54   | C |
| 10/14 | Tax Distribution | 0 | 99.30    | C |
| 10/14 | Tax Distribution | 0 | 29.82    | C |
| 10/15 | Tax Distribution | 0 | 986.84   | C |
| 10/15 | Tax Distribution | 0 | 55.57    | C |
| 10/15 | Tax Distribution | 0 | 227.85   | C |
| 10/15 | Tax Distribution | 0 | 97.16    | C |
| 10/15 | Tax Distribution | 0 | 61.33    | C |
| 10/16 | Tax Distribution | 0 | 1,110.54 | C |
| 10/16 | Tax Distribution | 0 | (9.44)   | C |
| 10/16 | Tax Distribution | 0 | 63.41    | C |
| 10/16 | Tax Distribution | 0 | 6.04     | C |
| 10/16 | Tax Distribution | 0 | 254.52   | C |
| 10/16 | Tax Distribution | 0 | 244.12   | C |
| 10/16 | Tax Distribution | 0 | 207.75   | C |
| 10/16 | Tax Distribution | 0 | 45.12    | C |
| 10/17 | Tax Distribution | 0 | 311.52   | C |
| 10/17 | Tax Distribution | 0 | 126.23   | C |
| 10/17 | Tax Distribution | 0 | 63.58    | C |
| 10/17 | Tax Distribution | 0 | 172.54   | C |
| 10/17 | Tax Distribution | 0 | 46.76    | C |
| 10/18 | Tax Distribution | 0 | 67.94    | C |
| 10/18 | Tax Distribution | 0 | 90.60    | C |
| 10/18 | Tax Distribution | 0 | 21.36    | C |
| 10/21 | Tax Distribution | 0 | 1,383.63 | C |



Pinal County Treasurer

Monthly Statement

Date Range: 10/1/2019 to 10/31/2019

|            |                              |   |           |                          |
|------------|------------------------------|---|-----------|--------------------------|
| 10/21      | Tax Distribution             | 0 | (15.55)   | C                        |
| 10/21      | Tax Distribution             | 0 | 353.82    | C                        |
| 10/21      | Tax Distribution             | 0 | 32.00     | C                        |
| 10/21      | Tax Distribution             | 0 | 158.26    | C                        |
| 10/21      | Tax Distribution             | 0 | 151.44    | C                        |
| 10/21      | Tax Distribution             | 0 | 151.37    | C                        |
| 10/21      | Tax Distribution             | 0 | 65.50     | C                        |
| 10/22      | Tax Distribution             | 0 | 928.47    | C                        |
| 10/22      | Tax Distribution             | 0 | 128.95    | C                        |
| 10/22      | Tax Distribution             | 0 | 155.84    | C                        |
| 10/22      | Tax Distribution             | 0 | 90.51     | C                        |
| 10/23      | Tax Distribution             | 0 | 524.60    | C                        |
| 10/23      | Tax Distribution             | 0 | 89.31     | C                        |
| 10/23      | Tax Distribution             | 0 | 88.19     | C                        |
| 10/23      | Tax Distribution             | 0 | 160.95    | C                        |
| 10/23      | Tax Distribution             | 0 | 156.57    | C                        |
| 10/23      | Tax Distribution             | 0 | 10.85     | C                        |
| 10/23      | Tax Distribution             | 0 | 113.63    | C                        |
| 10/23      | Tax Distribution             | 0 | 62.43     | C                        |
| 10/24      | Tax Distribution             | 0 | 354.39    | C                        |
| 10/24      | Tax Distribution             | 0 | 201.58    | C                        |
| 10/24      | Tax Distribution             | 0 | 470.41    | C                        |
| 10/24      | Tax Distribution             | 0 | 263.83    | C                        |
| 10/25      | Tax Distribution             | 0 | (8.14)    | C                        |
| 10/25      | Tax Distribution             | 0 | 1,808.85  | C                        |
| 10/25      | Tax Distribution             | 0 | 93.47     | C                        |
| 10/25      | Tax Distribution             | 0 | 149.23    | C                        |
| 10/25      | Tax Distribution             | 0 | 897.71    | C                        |
| 10/25      | Tax Distribution             | 0 | 198.94    | C                        |
| 10/28      | Tax Distribution             | 0 | 410.69    | C                        |
| 10/28      | Tax Distribution             | 0 | 254.50    | C                        |
| 10/28      | Tax Distribution             | 0 | 1,320.05  | C                        |
| 10/28      | Tax Distribution             | 0 | 165.97    | C                        |
| 10/28      | Tax Distribution             | 0 | 224.80    | C                        |
| 10/28      | Tax Distribution             | 0 | 35.86     | C                        |
| 10/29      | Tax Distribution             | 0 | 735.41    | C                        |
| 10/29      | Tax Distribution             | 0 | (1.05)    | C                        |
| 10/29      | Tax Distribution             | 0 | 280.47    | C                        |
| 10/29      | Tax Distribution             | 0 | 245.15    | C                        |
| 10/29      | Tax Distribution             | 0 | 77.91     | C                        |
| 10/29      | Tax Distribution             | 0 | 294.00    | C                        |
| 10/29      | Tax Distribution             | 0 | 17.91     | C                        |
| 10/30      | Tax Distribution             | 0 | (2.73)    | C                        |
| 10/30      | Tax Distribution             | 0 | 1,283.97  | C                        |
| 10/30      | Tax Distribution             | 0 | 99.11     | C                        |
| 10/30      | Tax Distribution             | 0 | 190.65    | C                        |
| 10/30      | Tax Distribution             | 0 | 389.32    | C                        |
| 10/30      | Tax Distribution             | 0 | 115.11    | C                        |
| 10/30      | Tax Distribution             | 0 | 1.77      | C                        |
| 10/31      | Tax Distribution             | 0 | (2.67)    | C                        |
| 10/31      | Tax Distribution             | 0 | 20,625.59 | C                        |
| 10/31      | Tax Distribution             | 0 | 166.12    | C                        |
| 10/31      | Tax Distribution             | 0 | 261.37    | C                        |
| 10/31      | Tax Distribution             | 0 | 998.59    | C                        |
| 10/31      | Tax Distribution             | 0 | 3.37      | C                        |
| 12100.2018 | 2018 Personal Property Taxes |   |           | Source Code Total: 24.89 |
| 10/01      | Tax Distribution             | 0 | .36       | C                        |





Pinal County Treasurer

Monthly Statement

Date Range: 10/1/2019 to 10/31/2019

|   |                  |   |                             |   |
|---|------------------|---|-----------------------------|---|
| 10/02                                   | Tax Distribution | 0 | .10                         | C |
| 10/02                                   | Tax Distribution | 0 | .18                         | C |
| 10/02                                   | Tax Distribution | 0 | .30                         | C |
| 10/02                                   | Tax Distribution | 0 | 1.88                        | C |
| 10/03                                   | Tax Distribution | 0 | .47                         | C |
| 10/03                                   | Tax Distribution | 0 | .81                         | C |
| 10/03                                   | Tax Distribution | 0 | .01                         | C |
| 10/04                                   | Tax Distribution | 0 | (.68)                       | C |
| 10/04                                   | Tax Distribution | 0 | .14                         | C |
| 10/07                                   | Tax Distribution | 0 | .08                         | C |
| 10/07                                   | Tax Distribution | 0 | .32                         | C |
| 10/08                                   | Tax Distribution | 0 | .12                         | C |
| 10/09                                   | Tax Distribution | 0 | 1.36                        | C |
| 10/09                                   | Tax Distribution | 0 | .39                         | C |
| 10/10                                   | Tax Distribution | 0 | 1.29                        | C |
| 10/10                                   | Tax Distribution | 0 | .42                         | C |
| 10/10                                   | Tax Distribution | 0 | .89                         | C |
| 10/11                                   | Tax Distribution | 0 | .15                         | C |
| 10/14                                   | Tax Distribution | 0 | 4.51                        | C |
| 10/15                                   | Tax Distribution | 0 | .24                         | C |
| 10/15                                   | Tax Distribution | 0 | .38                         | C |
| 10/15                                   | Tax Distribution | 0 | .98                         | C |
| 10/16                                   | Tax Distribution | 0 | .20                         | C |
| 10/16                                   | Tax Distribution | 0 | .07                         | C |
| 10/16                                   | Tax Distribution | 0 | .19                         | C |
| 10/16                                   | Tax Distribution | 0 | .47                         | C |
| 10/17                                   | Tax Distribution | 0 | 1.84                        | C |
| 10/17                                   | Tax Distribution | 0 | .06                         | C |
| 10/18                                   | Tax Distribution | 0 | .04                         | C |
| 10/21                                   | Tax Distribution | 0 | .09                         | C |
| 10/21                                   | Tax Distribution | 0 | .13                         | C |
| 10/21                                   | Tax Distribution | 0 | .08                         | C |
| 10/22                                   | Tax Distribution | 0 | .13                         | C |
| 10/22                                   | Tax Distribution | 0 | .01                         | C |
| 10/23                                   | Tax Distribution | 0 | 1.68                        | C |
| 10/24                                   | Tax Distribution | 0 | .09                         | C |
| 10/28                                   | Tax Distribution | 0 | .31                         | C |
| 10/29                                   | Tax Distribution | 0 | .07                         | C |
| 10/29                                   | Tax Distribution | 0 | 2.36                        | C |
| 10/30                                   | Tax Distribution | 0 | .10                         | C |
| 10/30                                   | Tax Distribution | 0 | .11                         | C |
| 10/30                                   | Tax Distribution | 0 | 1.05                        | C |
| 10/31                                   | Tax Distribution | 0 | .80                         | C |
| 10/31                                   | Tax Distribution | 0 | .31                         | C |
| 12100.2019 2019 Personal Property Taxes |                  |   | Source Code Total: 4,476.28 |   |
| 10/01                                   | Tax Distribution | 0 | 204.82                      | C |
| 10/01                                   | Tax Distribution | 0 | (.18)                       | C |
| 10/01                                   | Tax Distribution | 0 | .95                         | C |
| 10/01                                   | Tax Distribution | 0 | 33.40                       | C |
| 10/01                                   | Tax Distribution | 0 | 15.74                       | C |
| 10/02                                   | Tax Distribution | 0 | 234.64                      | C |
| 10/02                                   | Tax Distribution | 0 | (3.27)                      | C |
| 10/02                                   | Tax Distribution | 0 | 6.16                        | C |
| 10/02                                   | Tax Distribution | 0 | 16.55                       | C |
| 10/02                                   | Tax Distribution | 0 | 19.31                       | C |
| 10/02                                   | Tax Distribution | 0 | 37.50                       | C |
| 10/02                                   | Tax Distribution | 0 | 4.50                        | C |



Pinal County Treasurer

Monthly Statement

Date Range: 10/1/2019 to 10/31/2019

|       |                  |   |        |   |
|-------|------------------|---|--------|---|
| 10/03 | Tax Distribution | 0 | 131.15 | C |
| 10/03 | Tax Distribution | 0 | 32.80  | C |
| 10/03 | Tax Distribution | 0 | 10.16  | C |
| 10/03 | Tax Distribution | 0 | 23.83  | C |
| 10/03 | Tax Distribution | 0 | 2.57   | C |
| 10/04 | Tax Distribution | 0 | 250.26 | C |
| 10/04 | Tax Distribution | 0 | 18.89  | C |
| 10/04 | Tax Distribution | 0 | 9.56   | C |
| 10/07 | Tax Distribution | 0 | 170.46 | C |
| 10/07 | Tax Distribution | 0 | 6.94   | C |
| 10/07 | Tax Distribution | 0 | 40.07  | C |
| 10/07 | Tax Distribution | 0 | 34.68  | C |
| 10/07 | Tax Distribution | 0 | 1.59   | C |
| 10/08 | Tax Distribution | 0 | 243.34 | C |
| 10/08 | Tax Distribution | 0 | (.35)  | C |
| 10/08 | Tax Distribution | 0 | 5.54   | C |
| 10/08 | Tax Distribution | 0 | 17.48  | C |
| 10/08 | Tax Distribution | 0 | 16.77  | C |
| 10/08 | Tax Distribution | 0 | 2.48   | C |
| 10/09 | Tax Distribution | 0 | 132.89 | C |
| 10/09 | Tax Distribution | 0 | 1.79   | C |
| 10/09 | Tax Distribution | 0 | 39.78  | C |
| 10/09 | Tax Distribution | 0 | 35.48  | C |
| 10/09 | Tax Distribution | 0 | 79.77  | C |
| 10/09 | Tax Distribution | 0 | 4.09   | C |
| 10/10 | Tax Distribution | 0 | 110.95 | C |
| 10/10 | Tax Distribution | 0 | 6.15   | C |
| 10/10 | Tax Distribution | 0 | 5.57   | C |
| 10/10 | Tax Distribution | 0 | 6.86   | C |
| 10/10 | Tax Distribution | 0 | 141.42 | C |
| 10/10 | Tax Distribution | 0 | 13.05  | C |
| 10/11 | Tax Distribution | 0 | 201.19 | C |
| 10/11 | Tax Distribution | 0 | 9.55   | C |
| 10/11 | Tax Distribution | 0 | 6.16   | C |
| 10/11 | Tax Distribution | 0 | 8.93   | C |
| 10/14 | Tax Distribution | 0 | 104.96 | C |
| 10/14 | Tax Distribution | 0 | 45.47  | C |
| 10/14 | Tax Distribution | 0 | 5.15   | C |
| 10/14 | Tax Distribution | 0 | 4.07   | C |
| 10/15 | Tax Distribution | 0 | 105.26 | C |
| 10/15 | Tax Distribution | 0 | 1.94   | C |
| 10/15 | Tax Distribution | 0 | 5.30   | C |
| 10/15 | Tax Distribution | 0 | 19.20  | C |
| 10/15 | Tax Distribution | 0 | 12.40  | C |
| 10/15 | Tax Distribution | 0 | 6.69   | C |
| 10/16 | Tax Distribution | 0 | 126.30 | C |
| 10/16 | Tax Distribution | 0 | (.18)  | C |
| 10/16 | Tax Distribution | 0 | 22.42  | C |
| 10/16 | Tax Distribution | 0 | 28.22  | C |
| 10/16 | Tax Distribution | 0 | 22.80  | C |
| 10/16 | Tax Distribution | 0 | 7.10   | C |
| 10/17 | Tax Distribution | 0 | 113.64 | C |
| 10/17 | Tax Distribution | 0 | 2.10   | C |
| 10/17 | Tax Distribution | 0 | 5.51   | C |
| 10/17 | Tax Distribution | 0 | 2.38   | C |
| 10/18 | Tax Distribution | 0 | 19.84  | C |
| 10/18 | Tax Distribution | 0 | 18.97  | C |



Pinal County Treasurer

Monthly Statement

Date Range: 10/1/2019 to 10/31/2019

|                                   |                                  |   |                         |   |
|-----------------------------------|----------------------------------|---|-------------------------|---|
| 10/18                             | Tax Distribution                 | 0 | 3.05                    | C |
| 10/21                             | Tax Distribution                 | 0 | 267.23                  | C |
| 10/21                             | Tax Distribution                 | 0 | (4.15)                  | C |
| 10/21                             | Tax Distribution                 | 0 | 22.37                   | C |
| 10/21                             | Tax Distribution                 | 0 | .15                     | C |
| 10/21                             | Tax Distribution                 | 0 | 10.45                   | C |
| 10/21                             | Tax Distribution                 | 0 | 16.20                   | C |
| 10/21                             | Tax Distribution                 | 0 | 8.58                    | C |
| 10/21                             | Tax Distribution                 | 0 | .30                     | C |
| 10/22                             | Tax Distribution                 | 0 | 101.28                  | C |
| 10/22                             | Tax Distribution                 | 0 | 17.88                   | C |
| 10/22                             | Tax Distribution                 | 0 | 7.96                    | C |
| 10/22                             | Tax Distribution                 | 0 | 2.82                    | C |
| 10/23                             | Tax Distribution                 | 0 | 37.07                   | C |
| 10/23                             | Tax Distribution                 | 0 | 21.46                   | C |
| 10/23                             | Tax Distribution                 | 0 | 4.67                    | C |
| 10/23                             | Tax Distribution                 | 0 | 13.26                   | C |
| 10/23                             | Tax Distribution                 | 0 | 8.86                    | C |
| 10/23                             | Tax Distribution                 | 0 | 1.29                    | C |
| 10/24                             | Tax Distribution                 | 0 | 29.22                   | C |
| 10/24                             | Tax Distribution                 | 0 | 11.52                   | C |
| 10/24                             | Tax Distribution                 | 0 | 16.46                   | C |
| 10/24                             | Tax Distribution                 | 0 | 96.04                   | C |
| 10/25                             | Tax Distribution                 | 0 | 11.69                   | C |
| 10/25                             | Tax Distribution                 | 0 | 4.59                    | C |
| 10/25                             | Tax Distribution                 | 0 | 12.96                   | C |
| 10/25                             | Tax Distribution                 | 0 | 63.88                   | C |
| 10/25                             | Tax Distribution                 | 0 | 6.10                    | C |
| 10/28                             | Tax Distribution                 | 0 | 61.18                   | C |
| 10/28                             | Tax Distribution                 | 0 | 27.27                   | C |
| 10/28                             | Tax Distribution                 | 0 | 29.50                   | C |
| 10/28                             | Tax Distribution                 | 0 | 32.09                   | C |
| 10/29                             | Tax Distribution                 | 0 | 88.72                   | C |
| 10/29                             | Tax Distribution                 | 0 | 17.05                   | C |
| 10/29                             | Tax Distribution                 | 0 | 35.10                   | C |
| 10/29                             | Tax Distribution                 | 0 | 9.99                    | C |
| 10/29                             | Tax Distribution                 | 0 | 17.01                   | C |
| 10/30                             | Tax Distribution                 | 0 | 22.48                   | C |
| 10/30                             | Tax Distribution                 | 0 | 1.91                    | C |
| 10/30                             | Tax Distribution                 | 0 | (.48)                   | C |
| 10/30                             | Tax Distribution                 | 0 | 11.19                   | C |
| 10/30                             | Tax Distribution                 | 0 | 21.23                   | C |
| 10/30                             | Tax Distribution                 | 0 | 62.97                   | C |
| 10/31                             | Tax Distribution                 | 0 | .47                     | C |
| 10/31                             | Tax Distribution                 | 0 | 19.44                   | C |
| 10/31                             | Tax Distribution                 | 0 | 13.19                   | C |
| 10/31                             | Tax Distribution                 | 0 | 138.56                  | C |
| 10/31                             | Tax Distribution                 | 0 | 2.71                    | C |
| 18200.2012 2012 Taxes Transferred |                                  |   | Source Code Total: 7.82 |   |
| 10/07                             | MATURED DEBT SVC FR 6-11642-1408 | 0 | .43                     | C |
| 10/09                             | MATURED DEBT SVC FR 6-11642-1408 | 0 | 2.06                    | C |
| 10/16                             | MATURED DEBT SVC FR 6-11642-1408 | 0 | 5.33                    | C |
| 18200.2013 2013 Taxes Transferred |                                  |   | Source Code Total: 7.50 |   |
| 10/07                             | MATURED DEBT SVC FR 6-11642-1408 | 0 | .42                     | C |
| 10/09                             | MATURED DEBT SVC FR 6-11642-1408 | 0 | 2.00                    | C |
| 10/16                             | MATURED DEBT SVC FR 6-11642-1408 | 0 | 4.76                    | C |
| 10/24                             | MATURED DEBT SVC FR 6-11642-1408 | 0 | .32                     | C |



Pinal County Treasurer

Monthly Statement

Date Range: 10/1/2019 to 10/31/2019

|   |                                  |   |                          |   |
|---|----------------------------------|---|--------------------------|---|
| 18200.2014 2014 Taxes Transferred                   |                                  |   | Source Code Total: 6.85  |   |
| 10/07   | MATURED DEBT SVC FR 6-11642-1408 | 0 | .41                      | C |
| 10/07   | MATURED DEBT SVC FR 6-11642-1408 | 0 | .07                      | C |
| 10/16   | MATURED DEBT SVC FR 6-11642-1408 | 0 | 4.05                     | C |
| 10/21   | MATURED DEBT SVC FR 6-11642-1408 | 0 | .38                      | C |
| 10/23   | MATURED DEBT SVC FR 6-11642-1408 | 0 | 1.94                     | C |
| 18200.2015 2015 Taxes Transferred                   |                                  |   | Source Code Total: 6.29  |   |
| 10/07   | MATURED DEBT SVC FR 6-11642-1408 | 0 | .38                      | C |
| 10/10   | MATURED DEBT SVC FR 6-11642-1408 | 0 | .61                      | C |
| 10/14   | MATURED DEBT SVC FR 6-11642-1408 | 0 | 1.48                     | C |
| 10/18   | MATURED DEBT SVC FR 6-11642-1408 | 0 | .23                      | C |
| 10/23   | MATURED DEBT SVC FR 6-11642-1408 | 0 | 3.59                     | C |
| 18200.2016 2016 Taxes Transferred                   |                                  |   | Source Code Total: 6.92  |   |
| 10/02   | MATURED DEBT SVC FR 6-11642-1408 | 0 | .73                      | C |
| 10/02   | MATURED DEBT SVC FR 6-11642-1408 | 0 | .29                      | C |
| 10/07   | MATURED DEBT SVC FR 6-11642-1408 | 0 | .36                      | C |
| 10/08   | MATURED DEBT SVC FR 6-11642-1408 | 0 | .20                      | C |
| 10/08   | MATURED DEBT SVC FR 6-11642-1408 | 0 | .05                      | C |
| 10/10   | MATURED DEBT SVC FR 6-11642-1408 | 0 | .57                      | C |
| 10/14   | MATURED DEBT SVC FR 6-11642-1408 | 0 | 1.23                     | C |
| 10/16   | MATURED DEBT SVC FR 6-11642-1408 | 0 | (.70)                    | C |
| 10/22   | MATURED DEBT SVC FR 6-11642-1408 | 0 | .21                      | C |
| 10/23   | MATURED DEBT SVC FR 6-11642-1408 | 0 | 3.38                     | C |
| 10/23   | MATURED DEBT SVC FR 6-11642-1408 | 0 | .44                      | C |
| 10/25   | MATURED DEBT SVC FR 6-11642-1408 | 0 | .16                      | C |
| 18200.2017 2017 Taxes Transferred                   |                                  |   | Source Code Total: 10.72 |   |
| 10/01   | MATURED DEBT SVC FR 6-11642-1408 | 0 | .34                      | C |
| 10/02   | MATURED DEBT SVC FR 6-11642-1408 | 0 | .68                      | C |
| 10/02   | MATURED DEBT SVC FR 6-11642-1408 | 0 | .28                      | C |
| 10/07   | MATURED DEBT SVC FR 6-11642-1408 | 0 | .33                      | C |
| 10/08   | MATURED DEBT SVC FR 6-11642-1408 | 0 | .08                      | C |
| 10/08   | MATURED DEBT SVC FR 6-11642-1408 | 0 | .15                      | C |
| 10/09   | MATURED DEBT SVC FR 6-11642-1408 | 0 | .99                      | C |
| 10/10   | MATURED DEBT SVC FR 6-11642-1408 | 0 | .53                      | C |
| 10/11   | MATURED DEBT SVC FR 6-11642-1408 | 0 | .11                      | C |
| 10/14   | MATURED DEBT SVC FR 6-11642-1408 | 0 | .09                      | C |
| 10/15   | MATURED DEBT SVC FR 6-11642-1408 | 0 | .43                      | C |
| 10/16   | MATURED DEBT SVC FR 6-11642-1408 | 0 | (1.27)                   | C |
| 10/17   | MATURED DEBT SVC FR 6-11642-1408 | 0 | 1.18                     | C |
| 10/21   | MATURED DEBT SVC FR 6-11642-1408 | 0 | 2.06                     | C |
| 10/22   | MATURED DEBT SVC FR 6-11642-1408 | 0 | .48                      | C |
| 10/23   | MATURED DEBT SVC FR 6-11642-1408 | 0 | 3.14                     | C |
| 10/30   | MATURED DEBT SVC FR 6-11642-1408 | 0 | .88                      | C |
| 10/31   | MATURED DEBT SVC FR 6-11642-1408 | 0 | .24                      | C |
| 21100.40 Wells Fargo Bank Investment Interest       |                                  |   | Source Code Total: .20   |   |
| 10/01   | Investment Interest              | 0 | .20                      | C |
| 21100.41 Wells Fargo Repo Investment Interest       |                                  |   | Source Code Total: 3.74  |   |
| 10/01   | Investment Interest              | 0 | 3.74                     | C |
| 21100.43 Wells Fargo Trust Investment Interest      |                                  |   | Source Code Total: .66   |   |
| 10/02   | Investment Interest              | 0 | .65                      | C |
| 10/14   | Investment Interest              | 0 | .01                      | C |
| 21100.46 Wells Fargo Investment Investment Interest |                                  |   | Source Code Total: 29.03 |   |
| 10/22   | Investment Interest              | 0 | .83                      | C |
| 10/28   | Investment Interest              | 0 | 6.34                     | C |
| 10/28   | Investment Interest              | 0 | 8.08                     | C |
| 10/28   | Investment Interest              | 0 | 5.75                     | C |
| 10/30   | Investment Interest              | 0 | 8.03                     | C |



Pinal County Treasurer

Monthly Statement

Date Range: 10/1/2019 to 10/31/2019

|  |   |        |                                   |   |
|--|---|--------|-----------------------------------|---|
| 21100.55 Multi-Bank Securities Investment Interest         |   |        | Source Code Total: 6.60           |   |
| 10/09  | Investment Interest                             | 0      | 6.06                              | C |
| 10/16  | Investment Interest                             | 0      | .54                               | C |
| 21100.70 Vining Sparks Investment Interest                 |   |        | Source Code Total: 37.60          |   |
| 10/01  | Investment Interest                             | 0      | 3.16                              | C |
| 10/11  | Investment Interest                             | 0      | 3.92                              | C |
| 10/17  | Investment Interest                             | 0      | 5.61                              | C |
| 10/22  | Investment Interest                             | 0      | 3.60                              | C |
| 10/28  | Investment Interest                             | 0      | 9.22                              | C |
| 10/30  | Investment Interest                             | 0      | 7.02                              | C |
| 10/30  | MATURED DEBT SVC FR 6-11642-1408                | 0      | 5.07                              | C |
| 21100.80 Stifel Nicolaus & Company Investment Interest     |   |        | Source Code Total: 11.16          |   |
| 10/30  | Investment Interest                             | 0      | 11.16                             | C |
| 90400.0 Refund Interest                                    |   |        | Source Code Total: (.07)          |   |
| 10/04  | 160707 T99-82-38522 2018 Adjustment/Corr Refund | 160707 | (.03)                             | D |
| 10/22  | 160886 101-14-010A3 2019 Adjustment/Corr Refund | 160886 | (.04)                             | D |
| 6116421410 Super Fire & Med Debt Refunding Int Series 2018 |   |        | <b>Ending Balance: 115,008.99</b> |   |

**Superstition Fire & Medical District**

**Balance Sheet**

As of 10/31/2019

FUND: (600) Debt Retirement Interest Fund

**Assets**

**Current Assets**

Fund Cash - Debt Retirement Interest

\$115,008.99

Total Current Assets

\$115,008.99

(F)

**Total Assets**

\$115,008.99

**Liabilities and Equity**

**Equity**

Fund Balance - Debt Retirement Interest

\$41,798.03

Current Year Profit/Loss

73,210.96

Total Equity

115,008.99

**Total Liabilities and Equity**

\$115,008.99