



Superstition Fire & Medical District ANNUAL REPORT 2018/2019



Highlights

The 2018/19 fiscal year was comprised of increase service delivery to our community. What started as a pilot program came to fruition in July of 2018. The SFMD Board of Directors voted unanimously to add a second unit to station 263, now housing both an Engine and Ladder Company.

Trending data shows that SFMD response times have improved dramatically since the 2016/17 fiscal year. In the 2016/17 year SFMD's average response times to emergent incidents was 5 minutes 27 seconds, in 2017/18 it was reduced to 4 minutes and 38 seconds, and most notably it has been reduced to 4 minutes and 13 seconds.

Arriving to emergency scenes quickly saves lives, reduces fire loss, and prevents further damage. SFMD is committed to providing consistent, reliable and efficient emergency service delivery.

Average
Response Time
Emergent
Incidents

4:13

*Decreased 9% from
last year's 4:38*

Incident Type Categories

Rescue & EMS, 7468, 75%

Service Call, 989, 10%

Good Intent Call, 725, 7%

Unknown, 305, 3%

Fire, 145, 2%

False Alarm/Call, 188, 2%

Hazardous Condition, 66, 1%

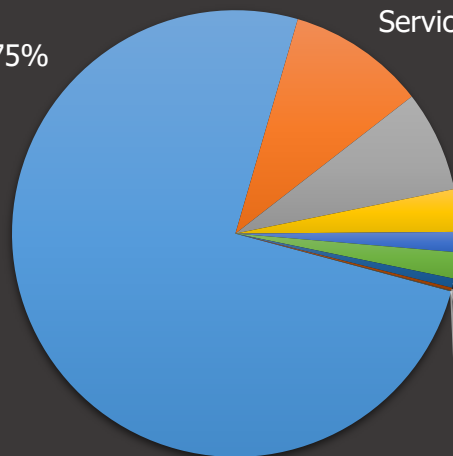
Special, 20, 0%

Severe Weather, 5, 0%

Overpressure/Rupture, 1, 0%

Total
Incidents

9,912



ACCOMPLISHMENTS



Congratulations on
your retirement!

Steve Gereg
Firefighter/Paramedic

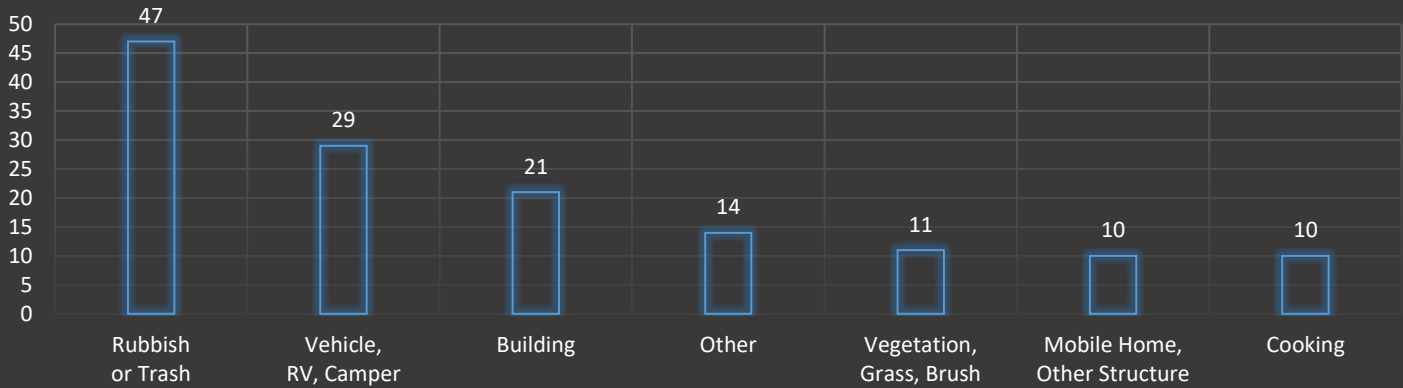
23 Years of Service

Initiatives Accomplished from the 2018/2019 Operational Plan

- Completed an Insurance Services Organization (ISO) audit for review. Based on our performance and statistical documentation, SFMD successfully lowered our Public Protection Class (PPC) rating from a 3 to a 2. This new lower rating, impacts our community through a better rating which in turn lowers insurance premium costs for both businesses and residential owners.
- Secured funding from the SAFER Grant.
- Transitioned E263 from a pilot program to a permanent second unit at Fire Station 263.
- Acquired a 2018 Pierce Velocity engine pumper. This new engine follows the "clean cab" philosophy keeping contaminated and carcinogenic toxins outside the cab of the truck by storing gear in external compartments. The purpose of the "clean cab" philosophy is to lower firefighter exposure to cancer causing agents in an effort to lower cancer rates in first responders.
- Facilitated quarterly Captains Conferences and for Suppression personnel and Middle Managers.
- Annexed the Kaufman Homes property into the district which is slated to add 250 future homes.
- Annexed the Arizonian Travel Trailer Resort near Peralta Canyon.
- Evaluated the feasibility of mergers/consolidations with other fire agencies.
- Facilitated benefits open enrollment for fiscal year 2019/2020.
- Onboarded firefighters and transportation personnel as needed.
- Implemented upgrade from TeleStaff legacy system to Kronos Workforce TeleStaff.
- Provided multiple outside professional development opportunities.
- Hosted and delivered Fire Command Training.
- Secured general and automatic rate increases through AZ Dept. of Health Services.
- Deployed new fleet of Mobile Communication Terminals (MCTs).
- Implemented a Self-Inspection Program for low hazard businesses.
- Enhanced and improved the Memorandum of Understanding (MOU).
- Implemented the Lexipol policy management software.

FIRE SUPPRESSION

Types of Fires



NFPA 1710 Fire Response Standard 2 Engines + 1 Ladder

	2018 Jan-Jun	2018/2019 Fiscal Year
Total Fires	20	19
Arrived in less than 8 minutes	7 - 35%	9 - 47%
Arrived between 8 - 9 minutes	3 - 15%	2 - 11%

**In 2016/2017 fiscal year, the district was unable to meet this standard.*

Pre-Incident Value of
Property & Content
\$28.1 million

Value of Property &
Content Saved
\$24.8 million

Percentage of
Property & Content Saved
88%

Average Response Times by Unit

	Processing Time	Turnout Time	Travel Time	Reflex Time
Battalion 261	0:56	0:56	6:08	8:00
Engine 261	0:35	0:53	4:02	5:30
Engine 262	0:35	0:57	5:27	6:58
Ladder 263	0:37	0:58	4:40	6:15
Engine 263	0:42	0:53	4:29	6:04
Ladder 264	0:37	0:50	4:50	6:23
Engine 265	0:41	0:59	5:39	7:18
All Fire Apparatus	0:38	0:55	4:38	6:11

EMERGENCY MEDICAL SERVICES


2018 Cardiac Arrest Survival Rate

AZ Statewide Survival Rate

10.5%

SFMD Survival Rate

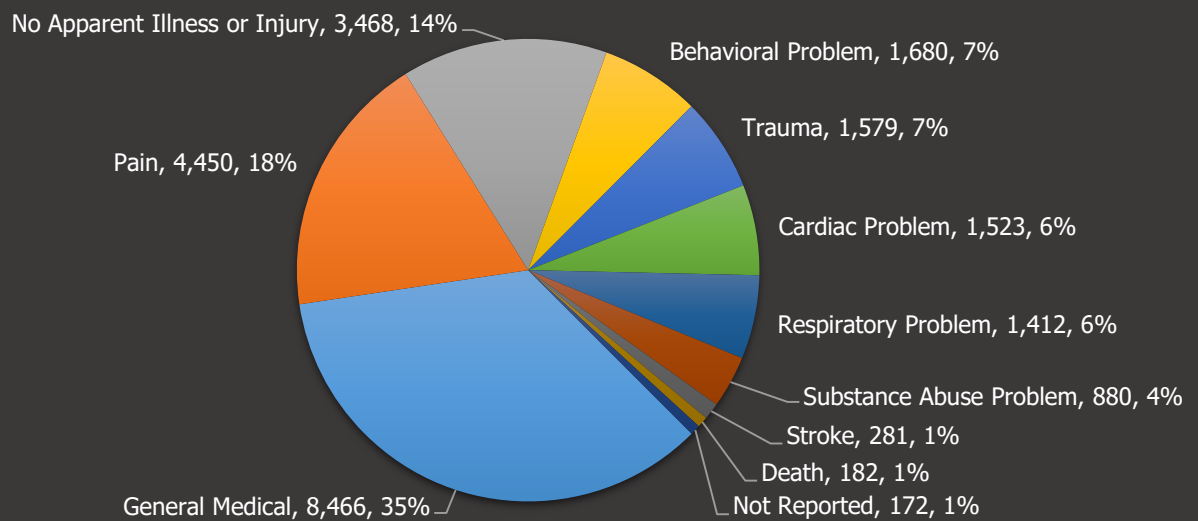
30%



Cardiac Arrest Survival Rate

	2014	2015	2016	2017	2018	5 Years
Initial Rhythm V-fib/V-tach	8	13	10	25	20	76
Survived to Hospital Discharge	3	4	4	7	6	24
Overall Survival Rate	37.5%	30.8%	40.0%	28.0%	30.0%	31.6%

EMS Call Types



TRANSPORT SERVICES

Total Transports

5,210

Average Ambulance
Transports per Day

14



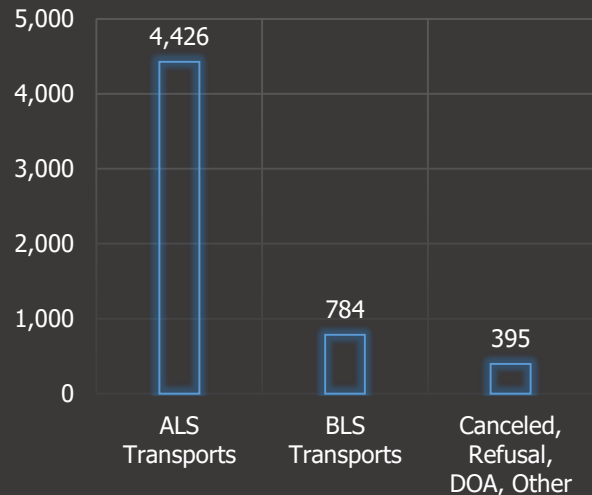
In March 2019, SFMD's original 3-year Certificate of Necessity (CON) ended, and was renewed for another 3 years.

Response time compliance for the 3-year term was reported and exceeded the minimum AZ Department of Health Services standards.

SFMD's billing collection continues to exceed the national average, and the Transportation Services Department has proven to be a sustainable revenue source for the district. In addition, the Transport Services Department has continued to bear its share of the district's operating expenses.

This department continues to provide the highest level of patient care and customer service possible to our community members.

Transport Service Requests

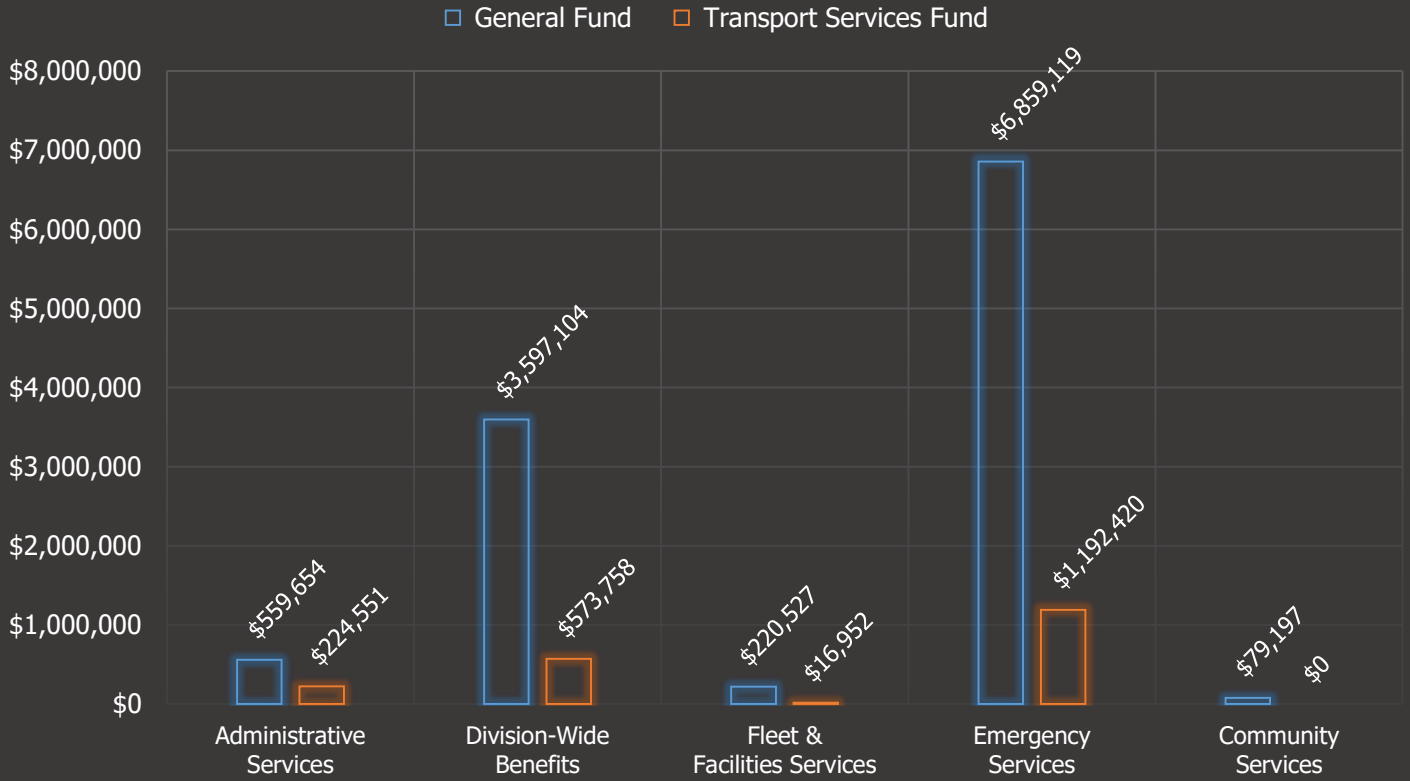


Code 3 Ambulance Response Time Compliance Rates

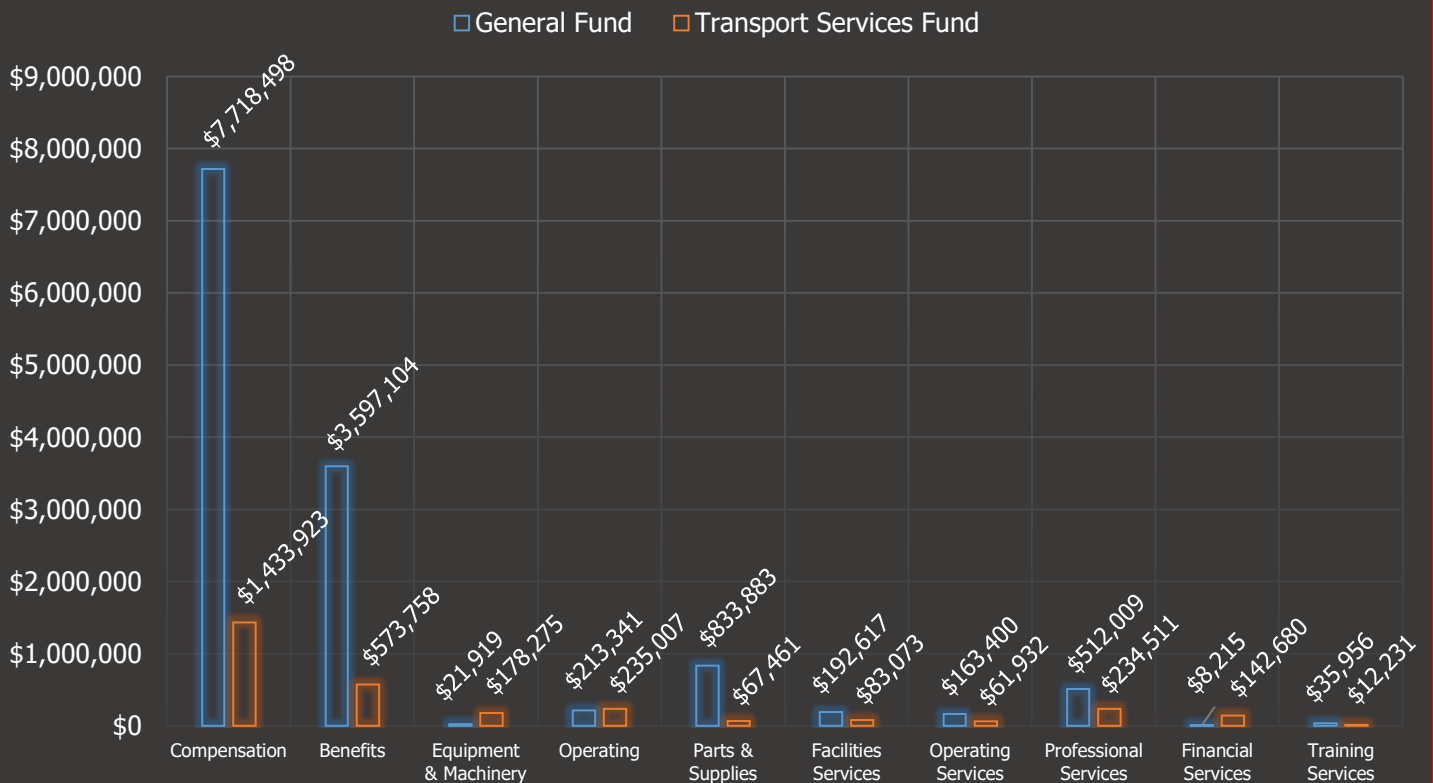
	AZ Dept. of Health Services Compliance Standard	SFMD Compliance Rate for Evaluation Period Jan. 2016 thru Feb. 2019
Percentage of Calls at 8:59 or less	90%	96.7% ✓
Percentage of Calls at 14:59 or less	95%	99.9% ✓
Percentage of Calls at 19:59 or less	100%	100% ✓

ANNUAL BUDGET

2018/2019 Compensation



2018/2019 Expenditures



OTHER FUNDING



Wildland Reimbursement

Each year, SFMD receives requests from the Arizona Department of Forestry for wildland deployments. During the 2018/2019 fiscal year spent 8,575.50 hours in firefighting hours which generated \$646,188 in revenue for the district.

Grant Awards

Grant Name	Amount	Year Awarded
SCBA	\$347,000	2013/14
Smoke Alarms	\$19,060	2013/14
Radios	\$138,943	2013/14
Video Conferencing	\$93,000	2015/16
Ambulance	\$200,539	2015/16
Command Training	\$91,979	2016/17
Fire Prevention	\$23,000	2016/17
Community Risk	\$110,735	2017/18
SAFER	\$1,159,829	2018/19
Total	\$2,184,085	

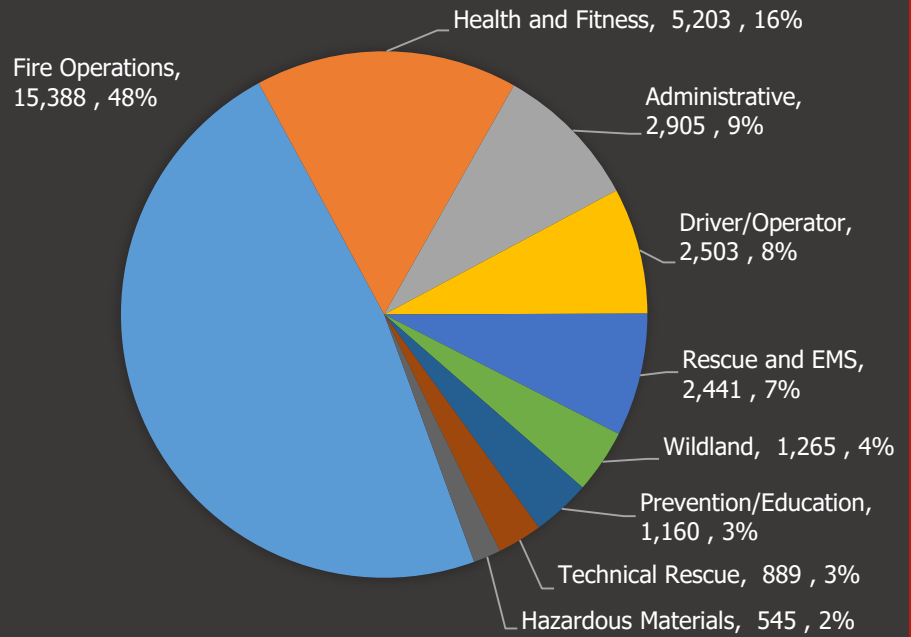


TRAINING & COMMUNITY SERVICES

CCR
Demonstrations
 (Hands -Only CPR)

1,871
 community
 members
 were trained to
 perform this
 life-saving technique

Training Hours - Total: 32,297



Community Services

