



Superstition Fire & Medical District Balance Sheet - All Governmental Funds

For Fiscal: 2017-2018 Period Ending: 12/31/2017

	100 General	150 Transport	200 Capital Projects	400 Special Revenue	500 Debt Principal	600 Debt Interest	Total
Current Assets							
10100 - FUND CASH	8,540,825.64	942,898.36	-	-	-	-	9,483,724.00
10150 - PAYROLL ACCOUNT	(5,322,220.33)	(684,654.36)	-	-	-	-	(6,006,874.69)
10200 - FUND CASH - CAPITAL PROJECTS	-	-	1,234,042.16	-	-	-	1,234,042.16
10300 - FUND CASH - BOND PROCEEDS 2006	-	-	-	-	-	-	-
10400 - FUND CASH - SPECIAL REVENUE FUND	-	-	-	34,645.72	-	-	34,645.72
10500 - FUND CASH - DEBT RETIREMENT PRINCIPAL	-	-	-	-	415,884.28	-	415,884.28
10600 - FUND CASH - DEBT RETIREMENT INTEREST	-	-	-	-	-	115,954.39	115,954.39
11000 - PETTY CASH - ACCOUNTING	100.00	-	-	-	-	-	100.00
CASH SUBTOTAL	<u>3,218,705.31</u>	<u>258,244.00</u>	<u>1,234,042.16</u>	<u>34,645.72</u>	<u>415,884.28</u>	<u>115,954.39</u>	<u>5,277,475.86</u>
13000 - ACCOUNTS RECEIVABLE	-	-	-	-	-	-	-
13500 - PROPERTY TAXES RECEIVABLE	-	-	-	-	-	-	-
15000 - DUE FROM OTHER FUNDS	252,756.86	-	950,000.00	-	-	-	1,202,756.86
15500 - DEPOSIT	-	-	-	-	-	-	-
16000 - PREPAID ITEMS	-	-	-	-	-	-	-
Total Assets:	<u>3,471,462.17</u>	<u>258,244.00</u>	<u>2,184,042.16</u>	<u>34,645.72</u>	<u>415,884.28</u>	<u>115,954.39</u>	<u>6,480,232.72</u>
Current Liabilities							
21050 - ACCOUNTS PAYABLE	-	-	-	-	-	-	-
21250 - SALES TAX PAYABLE	122.53	1.15	-	187.54	-	-	311.22
21300 - FEDERAL INCOME WITHHOLDING	-	-	-	-	-	-	-
21400 - SOCIAL SECURITY WITHHOLDING	-	-	-	-	-	-	-
21450 - MEDICARE WITHHOLDING	-	-	-	-	-	-	-
21500 - STATE INCOME TAX WITHHOLDING	-	-	-	-	-	-	-
21660 - HEALTH SAVINGS ACCOUNT	-	-	-	-	-	-	-
21665 - HSA FEES (DUE 3RD PARTY)	-	-	-	-	-	-	-
21700 - PUBLIC SAFETY RETIREMENT	129,714.55	-	-	-	-	-	129,714.55
21725 - CIVILIAN EMPLOYEE RETIREMENT	-	-	-	-	-	-	-
21800 - PRE-TAX 457 PLAN	-	-	-	-	-	-	-
21925 - VOLUNTARY EMPLOYEE BENEFICIARY ASSOC	-	-	-	-	-	-	-
22200 - DISABILITY INS - VOLUNTARY LONG TERM	-	2.24	-	-	-	-	2.24
22300 - LIFE INS - VOLUNTARY SUPPLEMENTAL	0.03	-	-	-	-	-	0.03
24000 - AFLAC	-	-	-	-	-	-	-
25000 - DUE TO OTHER FUNDS	-	1,202,756.86	-	-	-	-	1,202,756.86
26000 - DEFERRED REVENUE	-	-	-	-	-	-	-
26550 - ACCRUED PAYROLL & RELATED BENEFITS	-	-	-	-	-	-	-
Total Liabilities:	<u>129,837.11</u>	<u>1,202,760.25</u>	<u>-</u>	<u>187.54</u>	<u>-</u>	<u>-</u>	<u>1,332,784.90</u>
Equity							
31000 - FUND BALANCE	1,463,340.35	(890,519.75)	1,856,102.39	69,900.20	89,414.87	61,664.61	2,649,902.67
Beginning Equity:	<u>1,463,340.35</u>	<u>(890,519.75)</u>	<u>1,856,102.39</u>	<u>69,900.20</u>	<u>89,414.87</u>	<u>61,664.61</u>	<u>2,649,902.67</u>
CURRENT YEAR PROFIT / LOSS	1,878,284.71	(53,996.50)	327,939.77	(35,442.02)	326,469.41	54,289.78	2,497,545.15
Total Current Liabilities and Equity:	<u>3,471,462.17</u>	<u>258,244.00</u>	<u>2,184,042.16</u>	<u>34,645.72</u>	<u>415,884.28</u>	<u>115,954.39</u>	<u>6,480,232.72</u>



Superstition Fire & Medical District Cash Flow - All Governmental Funds

December 31, 2017

Month	Status	Beginning			Variance	Ending Cash Balance
		Cash Balance	Revenues	Expenditures		
July	Actual	2,636,115	311,558	1,019,019	(707,461)	1,928,654
August	Actual	1,928,654	472,106	2,002,496	(1,530,390)	398,263
September	Actual	398,263	2,199,194	1,266,479	932,715	1,330,978
October	Actual	1,330,978	4,871,443	1,105,538	3,765,905	5,096,884
November	Actual	5,096,884	1,377,604	1,080,111	297,493	5,394,376
December	Actual	5,394,376	1,617,768	1,734,668	(116,900)	5,277,476
January	Projected	5,277,476	696,573	1,304,573	(608,000)	4,669,476
February	Projected	4,669,476	554,608	1,227,373	(672,765)	3,996,711
March	Projected	3,996,711	741,514	1,565,264	(823,750)	3,172,960
April	Projected	3,172,960	3,612,027	1,284,165	2,327,862	5,500,822
May	Projected	5,500,822	1,212,172	1,397,852	(185,680)	5,315,143
June	Projected	5,315,143	483,332	2,584,132	(2,100,801)	3,214,342

Per Arizona Revised Statute (ARS) §48-807(O), the District must produce a Cash Flow Projection Report each fiscal year. This was a new requirement effective September 13, 2013.

The Cash Flow report consists of the combined cash balances of all District Funds. These balances includes the General (100) Fund, Rescue Transport (150), Capital Projects (200) Fund, Bond Proceeds (300) Fund, Special Revenue (400) Fund, CCU Grant (450) Fund, Debt Principal (500) Fund, and Debt Interest (600) Fund.

The first half of the fiscal year's property taxes is due between October 1 and November 1, and the second half is due between March 1 and May 1. Consequently, during the early months of the fiscal year, Capital Projects fund may be utilized to off-set low revenue collections period, but are returned to the Capital Fund when revenue flows increase.

The Cash Flow Projection Report is to be updated monthly with the actual revenues deposited into and expenditures disbursed from the District' cash accounts. It is important to note that the revenues and expenditures are reported here on a Cash Basis.

This report is generated to demonstrate that the Fire District maintains sufficient cash available to satisfy the projected expenditures budgeted over the course of the fiscal year. Close attention should be paid to the Ending Cash Balance columns of this report.

The projections above were derived from an analysis of the District's actual revenues and expenditures for the past three fiscal years and the current year's approved budget. They are to be used as a guide in financial planning. For more detailed information regarding revenues, expenditures, and cash accounts, please refer to the District's Monthly Financial Statements, Warrants Register, and Bank Statements.



Superstition Fire & Medical District Income Statement Summary

For Fiscal: 2017-2018 Period Ending: 12/31/2017

	Original Total Budget	Current Month Actual	YTD Actual Activity	Forecasted Remaining Budget	% Budget Remaining
Fund: 100 - GENERAL					
Revenues					
DIRECT TAXES	12,402,815.00	1,188,426.99	7,943,905.58	4,458,909.42	36.0%
OTHER TAXES	457,796.00	13,819.83	236,479.09	221,316.91	48.3%
CHARGES FOR SERVICES	303,400.00	37,812.60	287,951.29	15,448.71	5.1%
COMMUNITY HEALTH SERVICES	3,500.00	257.00	2,401.00	1,099.00	31.4%
OTHER INCOME	29,800.00	1,232.03	15,861.09	13,938.91	46.8%
INTERGOVERNMENTAL INCOME	2,400.00	250.00	3,483.12	(1,083.12)	-45.1%
OTHER FINANCING SOURCES (USES)	92,197.00	-	-	92,197.00	0.0%
Revenue Total:	13,291,908.00	1,241,798.45	8,490,081.17	4,801,826.83	36.1%
Expenditures					
ADMINISTRATIVE SERVICES	5,288,340.00	482,538.68	2,811,296.79	2,477,043.21	46.8%
FINANCIAL SERVICES / RESERVES	1,323,549.57	5,160.70	6,711.56	1,316,838.01	99.5%
TRAINING SERVICES	38,000.00	3,237.20	12,227.40	25,772.60	67.8%
TECHNICAL SERVICES	521,852.00	44,667.87	224,289.77	297,562.23	57.0%
COMMUNICATION SERVICES	168,330.00	16,543.72	67,461.62	100,868.38	59.9%
EMERGENCY SERVICES	7,134,500.00	804,304.83	3,406,217.51	3,728,282.49	52.3%
COMMUNITY SERVICES	166,980.00	19,800.68	83,591.81	83,388.19	49.9%
Expenditures Total:	14,641,551.57	1,376,253.68	6,611,796.46	8,029,755.11	54.8%
Net Financial Sources (Uses)	\$ (1,349,643.57)	\$ (134,455.23)	\$ 1,878,284.71	\$ (3,227,928.28)	
Beginning Unrestricted Fund Balance July 1, 2017	(1,346,943.57)				



Superstition Fire & Medical District Expenditures - Summary

For Fiscal: 2017-2018 Period Ending: 12/31/2017

	Original Total Budget	Current Month Actual	YTD Actual Activity	Forecasted Remaining Budget	% Budget Remaining
Fund: 100 - GENERAL OPERATING					
DIVISION 10: ADMINISTRATIVE SERVICES					
Compensation & Benefits					
Compensation	583,343.00	46,899.97	282,175.97	301,167.03	● 51.6%
Employer Provided Benefits	3,603,293.00	375,618.79	1,781,797.19	1,821,495.81	● 50.6%
Operating Expenditures					
Equipment & Machinery	5,400.00	147.23	196.25	5,203.75	● 96.4%
Parts & Supplies	383,770.00	31,481.32	414,592.86	(30,822.86)	● -8.0%
Facility Services	224,824.00	11,394.64	91,723.55	133,100.45	● 59.2%
Operating Services	117,225.00	8,285.67	52,758.19	64,466.81	● 55.0%
Professional Services	370,485.00	8,711.06	188,052.78	182,432.22	● 49.2%
Financial Services	1,323,549.57	5,160.70	6,711.56	1,316,838.01	● 99.5%
Training Services	38,000.00	3,237.20	12,227.40	25,772.60	● 67.8%
TOTAL ADMINISTRATIVE SERVICES	6,649,889.57	490,936.58	2,830,235.75	3,819,653.82	● 57.4%
DIVISION 20: TECHNICAL SERVICES					
Compensation					
	266,531.00	26,148.70	108,707.80	157,823.20	● 59.2%
Operating Expenditures					
Equipment & Machinery	2,300.00	16.35	2,061.75	238.25	● 10.4%
Operating Supplies	139,430.00	9,745.66	60,358.76	79,071.24	● 56.7%
Parts & Supplies	93,500.00	8,998.91	45,385.33	48,114.67	● 51.5%
Professional Services	16,091.00	(241.75)	7,060.71	9,030.29	● 56.1%
Training Services	4,000.00	-	715.42	3,284.58	● 82.1%
TOTAL TECHNICAL SERVICES	521,852.00	44,667.87	224,289.77	297,562.23	● 57.0%
DIVISION 30: COMMUNICATIONS SERVICES					
Operating Expenditures					
Parts & Supplies	500.00	-	678.56	(178.56)	● -35.7%
Facility Services	6,000.00	370.21	1,480.84	4,519.16	● 75.3%
Operating Services	35,930.00	3,162.01	22,050.72	13,879.28	● 38.6%
Professional Services	125,900.00	13,011.50	43,251.50	82,648.50	● 65.6%
TOTAL COMMUNICATION SERVICES	168,330.00	16,543.72	67,461.62	100,868.38	● 59.9%
DIVISION 40: EMERGENCY SERVICES					
Compensation					
	6,897,688.00	779,372.32	3,329,053.36	3,568,634.64	● 51.7%
Operating Expenditures					
Equipment & Machinery	11,000.00	-	-	11,000.00	● 100.0%
Operating Supplies	67,150.00	2,177.50	20,453.37	46,696.63	● 69.5%
Parts & Supplies	87,500.00	20,937.51	34,706.07	52,793.93	● 60.3%
Operating Services	13,000.00	1,080.00	4,799.73	8,200.27	● 63.1%
Professional Services	36,312.00	612.50	13,805.76	22,506.24	● 62.0%
Training Services	21,850.00	125.00	3,399.22	18,450.78	● 84.4%
TOTAL EMERGENCY SERVICES	7,134,500.00	804,304.83	3,406,217.51	3,728,282.49	● 52.3%
DIVISION 50: COMMUNITY SERVICES / FIRE PREVENTION					
Compensation					
	155,230.00	18,112.81	78,488.89	76,741.11	● 49.4%
Operating Expenditures					
Operating Supplies	350.00	99.95	504.87	(154.87)	● -44.2%
Parts & Supplies	2,900.00	499.16	1,226.31	1,673.69	● 57.7%
Operating Services	1,500.00	-	490.95	1,009.05	● 67.3%
Professional Services	5,500.00	1,088.76	2,380.79	3,119.21	● 56.7%
Training Services	1,500.00	-	500.00	1,000.00	● 66.7%
TOTAL COMMUNITY SERVICES / FIRE PREVENTION	166,980.00	19,800.68	83,591.81	83,388.19	● 49.9%
GRAND TOTAL GENERAL FUND	14,641,551.57	1,376,253.68	6,611,796.46	8,029,755.11	● 54.8%



Superstition Fire & Medical District Income Statement - Detail

For Fiscal: 2017-2018 Period Ending: 12/31/2017

		Original Total Budget	Current Month Actual	YTD Actual Activity	Forecasted Remaining Budget	% Budget Remaining
Fund: 100 - GENERAL OPERATING						
Revenue						
Direct Taxes						
100-10-41000-10	REAL & SECURED PROPERTY TAXES	11,098,132.00	1,035,766.51	6,866,134.02	4,231,997.98	38.1%
100-10-41050-10	UNSECURED PERS PROPERTY TAXES	906,668.00	122,332.34	699,606.39	207,061.61	22.8%
100-10-41075-10	REFUNDED TAXES	(15,000.00)	(679.58)	(5,536.17)	(9,463.83)	63.1%
100-10-41080-10	MARICOPA COUNTY PROPERTY TAXES	13,015.00	2,128.06	10,604.38	2,410.62	18.5%
100-10-41100-10	FIRE DISTRICT ASSISTANCE TAX	400,000.00	28,879.66	373,096.96	26,903.04	6.7%
	Subtotal	12,402,815.00	1,188,426.99	7,943,905.58	4,458,909.42	36.0%
Other Taxes						
100-10-41200-10	SRP CONTRIBUTIONS	357,796.00	-	176,593.16	181,202.84	50.6%
100-10-41300-10	INSURANCE PREMIUM TAX	100,000.00	13,819.83	59,885.93	40,114.07	40.1%
	Total Tax Revenue	12,860,611.00	1,202,246.82	8,180,384.67	4,680,226.33	36.4%
Charges for Services						
100-10-42050-41	OTHER EMS PAYMENTS	1,000.00			1,000.00	100.0%
100-10-42075-41	EMS CONTRACTS	35,000.00			35,000.00	100.0%
100-10-42078-12	FIRE CONTRACTS	5,000.00			5,000.00	100.0%
100-10-42200-41	MISCELLANEOUS CONTRACTS	6,000.00	641.47	3,748.28	2,251.72	37.5%
100-10-42600-15	COPIES (FIRE REPORTS, ETC.)	400.00	60.00	440.00	(40.00)	-10.0%
100-10-42700-50	PERMITS	6,000.00	1,275.00	4,600.00	1,400.00	23.3%
100-10-43100-12	STATE LAND FIRE PAYMENTS	200,000.00	33,803.92	252,170.90	(52,170.90)	-26.1%
100-10-43200-20	OUTSIDE FLEET MAINTENANCE	50,000.00	2,032.21	26,992.11	23,007.89	46.0%
100-10-43300-50	INTERGOVERNMENTAL - PLAN REVIEW FEES	2,400.00	250.00	3,483.12	(1,083.12)	-45.1%
	Total Charges for Services	305,800.00	38,062.60	291,434.41	14,365.59	4.7%
Community Health Services						
100-10-43500-41	CPR / FIRST AID CLASSES	3,500.00	257.00	2,401.00	1,099.00	31.4%
Other Income						
100-10-45700-10	INVESTMENT EARNINGS	10,000.00	1,182.03	6,934.30	3,065.70	30.7%
100-10-45800-10	COBRA REIMBURSEMENT INCOME	-	-	556.26	(556.26)	0.0%
100-10-45900-10	OTHER INCOME	10,000.00	50.00	(1,430.81)	11,430.81	114.3%
100-10-46700-10	CM GRANT REIMBURSEMENT INCOME	9,800.00	-	9,801.34	(1.34)	100.0%
	Total Charges for Services	29,800.00	1,232.03	15,861.09	13,938.91	46.8%
Other Financing Sources (Uses)						
100-80-48020-04	TRANSFER IN (400 Fund)	92,197.00	-	-	92,197.00	0.0%
100-80-48020-10	TRANSFER IN	-	-	-	-	0.0%
100-80-48100-04	TRANSFER OUT (400 Fund)	-	-	-	-	0.0%
100-80-48100-05	TRANSFER OUT (450 Fund)	-	-	-	-	0.0%
100-90-49500-10	DISTRICT EQUIPMENT SALES	-	-	-	-	0.0%
	Total Financing Sources (Uses)	92,197.00	-	-	92,197.00	0.0%
Revenue Total:		\$ 13,291,908.00	\$ 1,241,798.45	\$ 8,490,081.17	\$ 4,801,826.83	36.1%

Expense

DIVISION 10: ADMINISTRATIVE SERVICES

Wages						
100-10-50000-10	FIRE CHIEF	151,396.00	(2,660.09)	68,213.15	83,182.85	54.9%
100-10-50010-10	ADMIN SERVICES STAFF	422,842.00	48,501.10	209,193.06	213,648.94	50.5%
100-10-52510-10	WAGE ALLOWANCE (CELL PHONES)	9,105.00	1,058.96	4,769.76	4,335.24	47.6%
100-10-52700-10	ADMIN SERVICES STAFF OVERTIME	-	-	-	-	0.0%
	Subtotal	583,343.00	46,899.97	282,175.97	301,167.03	51.6%
Employer Provided Benefits						
100-10-53710-10	PENSION (PSPRS)	1,745,299.00	197,065.82	915,280.85	830,018.15	47.6%
100-10-53760-10	PENSION (ASRS)	94,507.00	10,198.47	44,164.70	50,342.30	53.3%
100-10-53770-10	BENEFIT CONTRIBUTIONS	1,195,453.00	132,012.49	573,001.24	622,451.76	52.1%
100-10-53810-10	SOCIAL SECURITY	58,729.00	5,646.66	26,042.28	32,686.72	55.7%
100-10-53830-10	MEDICARE	115,367.00	12,880.68	59,164.00	56,203.00	48.7%
100-10-53860-10	INDUSTRIAL INSURANCE	130,608.00	42,560.77	99,854.75	30,753.25	23.5%
100-10-53870-10	INDUSTRIAL INSURANCE - VOLUNTEERS	400.00	(2.91)	(17.46)	417.46	104.4%
100-10-53890-10	UNEMPLOYMENT	-	-	-	-	0.0%
100-10-53895-10	VOLUNTEER / EXPLORER INSURANCE	563.00	-	-	563.00	100.0%
100-10-53910-10	MEDICAL INSURANCE	4,242.00	(25,957.19)	4,241.79	0.21	0.0%
100-10-53920-10	DENTAL INSURANCE	322.00	(1,943.96)	322.43	(0.43)	-0.1%
100-10-53930-10	VISION INSURANCE	-	(284.30)	-	-	0.0%
100-10-53940-10	EMPLOYEE ASSISTANCE PROGRAM	10,872.00	768.00	4,646.40	6,225.60	57.3%
100-10-53950-10	LIFE INSURANCE	8,402.00	650.00	3,932.50	4,469.50	53.2%
100-10-53960-10	CANCER INSURANCE FUND (PSPRS)	4,500.00	-	4,400.00	100.00	2.2%
100-10-53965-10	COBRA (REIMBURSABLE)	-	2,024.26	2,836.40	(2,836.40)	0.0%



Superstition Fire & Medical District Income Statement - Detail

For Fiscal: 2017-2018 Period Ending: 12/31/2017

	Original Total Budget	Current Month Actual	YTD Actual Activity	Forecasted Remaining Budget	% Budget Remaining	
100-10-53990-10	EARNED LEAVE BUYOUT (ELBO) PROGRAM	186,750.00	-	186,750.00	100.0%	
100-10-53992-10	EARNED LEAVE BUYOUT PROGRAM - FICA	5,022.00	-	5,022.00	100.0%	
100-10-53994-10	EARNED LEAVE BUYOUT PROGRAM - IND INS	-	-	-	0.0%	
100-10-53997-10	EARNED LEAVE SEPARATION (ELSP) PROGRAM	41,652.00	-	(1,647.46)	-4.0%	
100-10-53998-10	EARNED LEAVE SEPARATION PROGRAM - FICA	605.00	-	(22.85)	-3.8%	
Subtotal	3,603,293.00	375,618.79	1,781,797.19	1,821,495.81	50.6%	
Admin Services Compensation & Benefits Total: 4,186,636.00 422,518.76 2,063,973.16 2,122,662.84 50.7%						
Equipment & Machinery						
100-10-54040-08	COMPUTER EQUIPMENT	-	(49.02)	-	0.0%	
100-10-54050-08	COMPUTER SOFTWARE	5,400.00	196.25	5,203.75	96.4%	
100-10-54280-12	OFFICE FURNITURE	-	-	-	0.0%	
Subtotal	5,400.00	147.23	196.25	5,203.75	96.4%	
Parts & Supplies						
100-10-55060-08	COMPUTER / PRINTER SUPPLIES & MAINT	20,000.00	142.40	142.40	99.3%	
100-10-55340-20	IGA PARTS & SUPPLIES - FLORENCE	21,500.00	-	11,455.71	46.7%	
100-10-55341-12	IGA - STATE LAND REIMBURSABLE EXPENSES	3,500.00	-	14,074.60	(10,574.60)	-302.1%
100-10-55342-12	STATE LAND / SHIFT COVERAGE	175,000.00	27,589.11	343,396.10	(168,396.10)	-96.2%
100-10-55343-20	IGA SERVICES WAGES (INTERGOVERNMENTAL)	11,500.00	220.95	5,309.46	6,190.54	53.8%
100-10-55345-41	CONTRACTED SPECIAL EVENTS OVERTIME	28,420.00	-	-	28,420.00	100.0%
100-10-55550-12	OFFICE FURNITURE & EQUIP, PARTS & SUPPLIES	9,500.00	-	2,086.39	7,413.61	78.0%
100-10-55670-50	VOLUNTEER EXPENSES	500.00	-	-	500.00	100.0%
100-10-56340-12	CLEANING SUPPLIES	13,500.00	-	6,731.23	6,768.77	50.1%
100-10-56600-12	FACILITY MAINTENANCE	10,000.00	109.56	3,324.72	6,675.28	66.8%
100-10-56860-12	FOOD / BEVERAGES	-	-	-	-	0.0%
100-10-57100-12	OFFICE SUPPLIES	8,000.00	97.83	1,241.36	6,758.64	84.5%
100-10-57200-12	POSTAGE / DELIVERY SERVICES	2,400.00	40.06	663.31	1,736.69	72.4%
100-10-57220-12	POSTAGE METER RENTAL / SUPPLIES	500.00	35.31	128.57	371.43	74.3%
100-10-57440-12	PROFESSIONAL PUBLICATIONS / SUBSCRIPTIONS	1,400.00	-	-	1,400.00	100.0%
100-10-57600-12	HONOR GUARD	500.00	-	-	500.00	100.0%
100-10-57620-12	REWARDS / RECOGNITION / FLOWERS SUPPLIES	3,000.00	-	1,778.20	1,221.80	40.7%
100-10-57640-12	VOLUNTEER RECOGNITION	300.00	-	-	300.00	100.0%
100-10-57660-12	PEER SUPPORT	350.00	-	-	350.00	100.0%
100-10-58000-12	UNIFORMS (CIVILIAN)	6,650.00	-	1,508.67	5,141.33	77.3%
100-10-58020-12	UNIFORMS - CLASS A / NEW HIRES	-	-	-	-	0.0%
100-10-58080-12	UNIFORMS (GOVERNING BOARD)	250.00	-	-	250.00	100.0%
100-10-58100-12	UNIFORMS (PUBLIC SAFETY)	66,500.00	3,246.10	22,693.21	43,806.79	65.9%
100-10-58150-12	UNIFORMS (VOLUNTEERS)	500.00	-	58.93	441.07	88.2%
Subtotal	383,770.00	31,481.32	414,592.86	(30,822.86)	-8.0%	
Facility Services						
100-10-59000-12	FACILITIES RENT	12,000.00	1,000.00	6,000.00	6,000.00	50.0%
100-10-59020-12	ELECTRICITY	95,900.00	4,546.69	45,001.62	50,898.38	53.1%
100-10-59040-12	FACILITY PROJECTS	60,000.00	2,700.00	16,092.40	43,907.60	73.2%
100-10-59060-12	NATURAL GAS	6,000.00	227.96	2,709.85	3,290.15	54.8%
100-10-59100-08	PHONE	20,462.00	1,346.58	8,844.55	11,617.45	56.8%
100-10-59160-12	WATER SOFTENER SUPPLIES	6,000.00	405.83	2,692.41	3,307.59	55.1%
100-10-59180-12	SEWER / SEPTIC	4,050.00	128.99	2,011.13	2,038.87	50.3%
100-10-59200-12	WATER	20,412.00	1,038.59	8,371.59	12,040.41	59.0%
Subtotal	224,824.00	11,394.64	91,723.55	133,100.45	59.2%	
Operating Services						
100-10-60180-08	COPIER MAINTENANCE & SUPPLIES	3,000.00	358.66	2,724.56	275.44	9.2%
100-10-60230-12	DOCUMENT DISPOSAL SERVICES	560.00	75.56	226.68	333.32	59.5%
100-10-60240-12	EXTERMINATING	1,500.00	298.04	1,708.83	(208.83)	-13.9%
100-10-60310-08	INTERNET	82,692.00	5,691.84	34,151.04	48,540.96	58.7%
100-10-60320-12	LANDSCAPING	2,700.00	-	1,485.14	1,214.86	45.0%
100-10-60580-12	REFUSE COLLECTION	4,623.00	410.61	2,609.39	2,013.61	43.6%
100-10-60600-12	SECURITY & ALARM SYSTEMS	6,750.00	98.11	4,123.69	2,626.31	38.9%
100-10-60620-08	INDIVIDUAL SOFTWARE LICENSING	4,200.00	-	-	4,200.00	100.0%
100-10-60630-08	SYSTEM SERVER HOSTING	4,200.00	262.08	1,834.56	2,365.44	56.3%
100-10-60740-12	WATER & ICE (DRINKING)	7,000.00	1,090.77	3,894.30	3,105.70	44.4%
Subtotal	117,225.00	8,285.67	52,758.19	64,466.81	55.0%	
Professional Services						
100-10-61010-08	ACCREDITATION	1,500.00	-	-	1,500.00	100.0%
100-10-61020-12	ADMIN MEDICAL DIRECTOR - CONTRACT	30,000.00	-	7,500.00	22,500.00	75.0%
100-10-61060-12	NEW HIRE HR ADVERTISING	5,000.00	-	-	5,000.00	100.0%
100-10-61100-12	BACKGROUND INVESTIGATION / CREDIT REPORTING	100.00	-	140.00	(40.00)	-40.0%
100-10-61160-08	COMPUTER INFO SYSTEMS MAINT CONTRACT	28,000.00	-	-	28,000.00	100.0%
100-10-61170-08	CIS WEB HOSTING / DOMAINS / CERTIFICATES	1,900.00	209.97	1,533.09	366.91	19.3%



Superstition Fire & Medical District Income Statement - Detail

For Fiscal: 2017-2018 Period Ending: 12/31/2017

		Original Total Budget	Current Month Actual	YTD Actual Activity	Forecasted Remaining Budget	% Budget Remaining
100-10-61200-12	NEW HIRE HR TESTING	20,100.00	-	711.60	19,388.40	96.5%
100-10-61260-12	CPA AUDIT SERVICES	14,000.00	-	-	14,000.00	100.0%
100-10-61700-12	VEHICLE / PROPERTY / LIABILITY INSURANCE	112,300.00	-	53,314.57	58,985.43	52.5%
100-10-61860-12	GOVERNING BOARD LEGAL SERVICES	20,000.00	(20,769.91)	14,774.04	5,225.96	26.1%
100-10-61880-12	HR / INVESTIGATION LEGAL SERVICES	10,000.00	24,644.11	24,644.11	(14,644.11)	0.0%
100-10-61920-12	MEDICAL EXAM SERVICES	55,000.00	2,500.00	52,515.00	2,485.00	4.5%
100-10-61960-12	TEMP PERSONNEL - OUTSIDE SERVICES	-	-	-	-	0.0%
100-10-62020-12	PRINTING / PUBLISHING SERVICES	2,500.00	381.20	1,130.56	1,369.44	54.8%
100-10-62060-12	PROFESSIONAL ORGANIZATIONS / MEMBERSHIP	5,500.00	-	423.93	5,076.07	92.3%
100-10-62105-08	GLOBAL SOFTWARE LICENSING	64,585.00	1,745.69	31,365.88	33,219.12	51.4%
100-10-62250-12	STRATEGIC PLANNING (LONG-RANGE MASTER PLAN)	-	-	-	-	0.0%
	Subtotal	370,485.00	8,711.06	188,052.78	182,432.22	49.2%
	Financial Services					
100-10-63000-10	ADMIN FEES, BONDS & LEASES	2,000.00	508.33	845.29	1,154.71	57.7%
100-10-63100-10	FEES (RECORD / FILING / PERMIT)	500.00	16.00	16.00	484.00	96.8%
100-10-63140-10	INTEREST & FINANCE CHARGES	12,500.00	4,636.37	5,850.27	6,649.73	53.2%
100-10-63150-10	FINANCIAL RESERVE	1,308,549.57	-	-	1,308,549.57	100.0%
	Subtotal	1,323,549.57	5,160.70	6,711.56	1,316,838.01	99.5%
	Training Services					
100-10-64020-12	ADMINISTRATIVE TRAINING / CONFERENCES	-	-	200.00	(200.00)	0.0%
100-10-64040-12	BOARD OF DIRECTORS TRAINING	-	-	-	-	0.0%
100-10-64060-12	COLLEGE TUITION REIMBURSEMENT	38,000.00	3,237.20	12,027.40	25,972.60	68.3%
100-10-64410-12	SFMD LEADERSHIP CONFERENCE	-	-	-	-	0.0%
	Subtotal	38,000.00	3,237.20	12,227.40	25,772.60	67.8%
	Administrative Services Operating Expense Total:	2,463,253.57	68,417.82	766,262.59	1,696,990.98	68.9%
	TOTAL ADMINISTRATIVE SERVICES	6,649,889.57	490,936.58	2,830,235.75	3,819,653.82	57.4%
DIVISION 20: TECHNICAL SERVICES						
	Wages					
100-20-50020-10	FLEET & FACILITIES STAFF	257,531.00	26,216.82	108,707.80	148,823.20	57.8%
100-20-52700-20	FLEET & FACILITIES STAFF OVERTIME	9,000.00	(68.12)	-	9,000.00	100.0%
	Technical Services Wages Total:	266,531.00	26,148.70	108,707.80	157,823.20	59.2%
	Equipment & Machinery					
100-20-54050-20	DIAGNOSTIC SOFTWARE	2,300.00	16.35	2,061.75	238.25	10.4%
	Operating Supplies					
100-20-55400-20	MECHANICAL EQUIPMENT, PARTS & SUPPLIES	6,000.00	-	296.30	5,703.70	95.1%
100-20-55580-20	TIRES	60,000.00	-	19,378.29	40,621.71	67.7%
100-20-55620-20	VEHICLE PARTS	73,430.00	9,745.66	40,684.17	32,745.83	44.6%
	Subtotal	139,430.00	9,745.66	60,358.76	79,071.24	56.7%
	Parts & Supplies					
100-20-56800-20	FLUIDS (ANTIFREEZE, BRAKE, TRANSMISSION)	7,200.00	102.07	1,603.85	5,596.15	77.7%
100-20-56880-20	FUEL - DIESEL	58,700.00	4,893.20	32,079.94	26,620.06	45.3%
100-20-56900-20	FUEL - UNLEADED	13,065.00	1,030.62	6,096.54	6,968.46	53.3%
100-20-57060-20	MISCELLANEOUS SHOP SUPPLIES	8,775.00	576.99	2,907.00	5,868.00	66.9%
100-20-57140-20	ENGINE OIL	4,500.00	2,320.46	2,388.84	2,111.16	46.9%
100-20-58120-20	UNIFORMS & TOWELS (TECHNICAL SERVICES)	1,260.00	75.57	309.16	950.84	75.5%
	Subtotal	93,500.00	8,998.91	45,385.33	48,114.67	51.5%
	Professional Services					
100-20-61460-20	HAZARDOUS WASTE DISPOSAL	513.00	-	150.68	362.32	70.6%
100-20-61820-20	LADDER TESTING & CERT - AERIAL & GROUND	3,078.00	-	3,412.28	(334.28)	-10.9%
100-20-62140-20	REPAIR & MAINTENANCE - FLEET	12,500.00	(241.75)	3,497.75	9,002.25	72.0%
	Subtotal	16,091.00	(241.75)	7,060.71	9,030.29	56.1%
	Training Services					
100-20-64470-20	FLEET SERVICES TRAINING	4,000.00	-	715.42	3,284.58	82.1%
	Technical Services Operating Expense Total:	255,321.00	18,519.17	115,581.97	139,739.03	54.7%
	TOTAL TECHNICAL SERVICES	521,852.00	44,667.87	224,289.77	297,562.23	57.0%



Superstition Fire & Medical District Income Statement - Detail

For Fiscal: 2017-2018 Period Ending: 12/31/2017

		Original Total Budget	Current Month Actual	YTD Actual Activity	Forecasted Remaining Budget	% Budget Remaining
DIVISION 30: COMMUNICATIONS SERVICES						
Parts & Supplies						
100-30-56040-15	BATTERIES - ELECTRONICS (PORTABLE BATTERIES)	-	-	678.56	(678.56)	0.0%
100-30-57590-15	RADIO EQUIPMENT SUPPLIES	500.00	-	-	500.00	100.0%
	Subtotal	500.00	-	678.56	(178.56)	-35.7%
Facility Services						
100-30-59080-15	PHONE / E - 911 COMM CIRCUITS	6,000.00	370.21	1,480.84	4,519.16	75.3%
Operating Services						
100-30-60020-15	TOPAZ / G2 MAINTENANCE	10,000.00	1,068.75	8,477.25	1,522.75	15.2%
100-30-60340-08	MCT MAINTENANCE	3,400.00	-	-	3,400.00	100.0%
100-30-60350-08	MOBILE DATA OPERATIONS	22,530.00	2,093.26	13,159.05	9,370.95	41.6%
100-30-60560-15	RADIO INFORMATION SYSTEMS MAINTENANCE	-	-	414.42	(414.42)	0.0%
	Subtotal	35,930.00	3,162.01	22,050.72	13,879.28	38.6%
Professional Services						
100-30-61440-15	DISPATCH SERVICES - MFMD	125,900.00	13,011.50	43,251.50	82,648.50	65.6%
TOTAL COMMUNICATIONS SERVICES		168,330.00	16,543.72	67,461.62	100,868.38	59.9%
DIVISION 40: EMERGENCY SERVICES						
Wages						
100-40-50040-10	ASSISTANT CHIEFS	356,986.00	40,810.26	181,557.04	175,428.96	49.1%
100-40-50140-10	ADMINISTRATIVE ASSISTANT II	46,050.00	5,313.44	22,880.98	23,169.02	50.3%
100-40-51010-10	BATTALION CHIEFS	253,250.00	28,757.61	120,170.37	133,079.63	52.5%
100-40-51030-10	CAPTAINS	2,042,818.00	204,521.50	915,057.68	1,127,760.32	55.2%
100-40-51040-10	ENGINEERS	1,164,142.00	119,474.93	528,387.11	635,754.89	54.6%
100-40-51050-10	FIREFIGHTERS	2,697,750.00	316,801.23	1,339,962.16	1,357,787.84	50.3%
100-40-52015-10	INJURY WAGES	-	32,736.60	102,390.50	(102,390.50)	0.0%
100-40-52530-12	BATTALION CHIEF COVERAGE	4,000.00	634.63	2,966.57	1,033.43	25.8%
	Subtotal	6,564,996.00	749,050.20	3,213,372.41	3,351,623.59	51.1%
OT Wages						
100-40-52540-10	FLSA HALFTIME	74,434.00	9,584.38	35,950.38	38,483.62	51.7%
100-40-52560-10	HOLIDAY PAY	74,735.00	5,453.80	31,183.70	43,551.30	58.3%
100-40-52700-12	OPS ADMIN STAFF OVERTIME	-	-	-	-	0.0%
100-40-52740-12	SHIFT OVERTIME	145,000.00	12,594.25	36,384.35	108,615.65	74.9%
100-40-52750-12	SPECIAL OVERTIME	-	-	540.99	(540.99)	0.0%
100-40-52810-12	NON-CONTRACTED SPECIAL EVENTS OT	-	-	-	-	0.0%
100-40-52910-50	PUBLIC EVENTS / PUB ED OT	-	228.83	633.64	(633.64)	0.0%
100-40-53760-40	GRANT MATCHING OVERTIME	-	-	-	-	0.0%
	Subtotal	294,169.00	27,861.26	104,693.06	189,475.94	64.4%
Training OT Wages						
100-40-53140-41	EMS TRAINING OT	-	-	-	-	0.0%
100-40-53240-12	PROMOTIONAL TESTING OT	2,000.00	-	-	2,000.00	100.0%
100-40-53260-41	FIRE OPERATIONAL TRAINING OT	9,023.00	-	4,140.78	4,882.22	54.1%
100-40-53360-41	OFFICER DEVELOPMENT OT	4,800.00	-	-	4,800.00	100.0%
100-40-53380-41	RECRUIT / INTERN ACADEMY OT	10,000.00	986.06	4,512.80	5,487.20	54.9%
100-40-53500-41	SPECIAL OPERATIONS OT	12,700.00	1,474.80	2,334.31	10,365.69	81.6%
	Subtotal	38,523.00	2,460.86	10,987.89	27,535.11	71.5%
Other OT Wages						
100-40-53580-15	FIRE INVESTIGATION OT	-	-	-	-	0.0%
Emergency Services Wages Total:		6,897,688.00	779,372.32	3,329,053.36	3,568,634.64	51.7%
Equipment & Machinery						
100-40-54080-41	EMS EQUIPMENT & MACHINERY (ASSET)	3,500.00	-	-	3,500.00	100.0%
100-40-54120-40	FIRE OPS EQUIPMENT & MACHINERY (ASSET)	-	-	-	-	0.0%
100-40-54140-40	FIRE OPS HOSE (ASSET)	5,000.00	-	-	5,000.00	100.0%
100-40-54165-41	FIRE OPS TRAINING EQUIPMENT (ASSET)	-	-	-	-	0.0%
100-40-54300-42	PHYSICAL FITNESS EQUIPMENT (ASSET)	1,200.00	-	-	1,200.00	100.0%
100-40-54420-47	SCBA AIR MASKS (ASSET)	1,300.00	-	-	1,300.00	100.0%
100-40-54460-41	SPECIAL OPERATIONS EQUIPMENT (ASSET)	-	-	-	-	0.0%
	Subtotal	11,000.00	-	-	11,000.00	100.0%



Superstition Fire & Medical District Income Statement - Detail

For Fiscal: 2017-2018 Period Ending: 12/31/2017

	Original Total Budget	Current Month Actual	YTD Actual Activity	Forecasted Remaining Budget	%	% Budget Remaining
Operating Supplies						
100-40-55100-41	22,750.00	60.00	7,980.99	14,769.01	●	64.9%
100-40-55200-20	17,900.00	901.92	8,787.07	9,112.93	●	50.9%
100-40-55220-41	3,500.00	-	480.00	3,020.00	●	86.3%
100-40-55440-42	2,000.00	1,000.56	1,380.02	619.98	●	31.0%
100-40-55480-42	1,000.00	-	375.00	625.00	●	62.5%
100-40-55520-47	1,000.00	-	202.72	797.28	●	79.7%
100-40-55560-41	11,000.00	215.02	1,247.57	9,752.43	●	88.7%
100-40-55580-41	8,000.00	-	-	8,000.00	●	100.0%
Subtotal	67,150.00	2,177.50	20,453.37	46,696.63	●	69.5%
Parts & Supplies						
100-40-56220-41	3,000.00	-	360.56	2,639.44	●	88.0%
100-40-56760-40	500.00	-	577.31	(77.31)	●	-15.5%
100-40-57245-42	84,000.00	20,937.51	33,768.20	50,231.80	●	59.8%
Subtotal	87,500.00	20,937.51	34,706.07	52,793.93	●	60.3%
Operating Services						
100-40-60140-20	3,000.00	-	-	3,000.00	●	100.0%
100-40-60700-12	10,000.00	1,080.00	4,799.73	5,200.27	●	52.0%
Subtotal	13,000.00	1,080.00	4,799.73	8,200.27	●	63.1%
Professional Services						
100-40-61080-20	650.00	-	-	650.00	●	100.0%
100-40-61120-12	6,425.00	437.50	2,552.37	3,872.63	●	60.3%
100-40-61530-41	20,087.00	-	6,235.54	13,851.46	●	69.0%
100-40-61650-12	250.00	175.00	1,307.66	(1,057.66)	●	-423.1%
100-40-61660-41	250.00	-	-	250.00	●	100.0%
100-40-61980-42	6,000.00	-	2,687.57	3,312.43	●	55.2%
100-40-62200-47	2,650.00	-	1,022.62	1,627.38	●	61.4%
Subtotal	36,312.00	612.50	13,805.76	22,506.24	●	62.0%
Training Services						
100-40-64020-41	2,800.00	125.00	125.00	2,675.00	●	95.5%
100-40-64400-42	-	-	-	-	●	0.0%
100-40-64420-41	10,000.00	-	1,911.68	8,088.32	●	80.9%
100-40-64550-41	9,050.00	-	681.54	8,368.46	●	92.5%
100-40-64760-40	-	-	681.00	(681.00)	●	0.0%
Subtotal	21,850.00	125.00	3,399.22	18,450.78	●	84.4%
Emergency Services Operating Expense Total:	236,812.00	24,932.51	77,164.15	159,647.85	●	67.4%
TOTAL EMERGENCY SERVICES	7,134,500.00	804,304.83	3,406,217.51	3,728,282.49	●	52.3%

DIVISION 50: COMMUNITY SERVICES / FIRE PREVENTION

Wages						
100-50-50150-10	84,380.00	9,972.41	43,213.80	41,166.20	●	48.8%
100-50-50260-10	70,850.00	8,140.40	35,275.09	35,574.91	●	50.2%
Subtotal	155,230.00	18,112.81	78,488.89	76,741.11	●	49.4%
OT Wages						
100-50-52700-15	-	-	-	-	●	0.0%
100-50-52965-15	-	-	-	-	●	0.0%
Subtotal	-	-	-	-	●	0.0%
Community Services / Fire Prevention Wages Total:	155,230.00	18,112.81	78,488.89	76,741.11	●	49.4%
Operating Supplies						
100-50-55160-50	200.00	-	-	200.00	●	100.0%
100-50-55180-15	-	-	-	-	●	0.0%
100-50-55260-50	150.00	-	-	150.00	●	100.0%
100-50-55640-59	-	99.95	504.87	(504.87)	●	0.0%
Subtotal	350.00	99.95	504.87	(154.87)	●	-44.2%
Parts & Supplies						
100-50-56740-50	400.00	-	-	400.00	●	100.0%
100-50-56920-08	-	-	-	-	●	0.0%
100-50-57640-50	2,500.00	499.16	1,226.31	1,273.69	●	50.9%
Subtotal	2,900.00	499.16	1,226.31	1,673.69	●	57.7%
Operating Services						
100-50-60150-50	1,500.00	-	490.95	1,009.05	●	67.3%



Superstition Fire & Medical District Income Statement - Detail

For Fiscal: 2017-2018 Period Ending: 12/31/2017

		Original Total Budget	Current Month Actual	YTD Actual Activity	Forecasted Remaining Budget	% Budget Remaining
Professional Services						
100-50-61330-50	EMS WEEK	-	-	-	-	0.0%
100-50-61340-50	FIRE PREVENTION WEEK	-	-	-	-	0.0%
100-50-61370-50	COMMUNITY RELATIONS PRINTED MATERIALS	1,500.00	287.76	647.79	852.21	56.8%
100-50-61380-50	WATER SAFETY EVENTS	-	-	-	-	0.0%
100-50-62010-08	PRE-PLAN DEVELOPMENT	4,000.00	-	2,000.00	2,000.00	50.0%
100-50-62080-50	PROF OUTSIDE SVCS (PLAN REVIEW)	-	801.00	(267.00)	267.00	0.0%
	Subtotal	5,500.00	1,088.76	2,380.79	3,119.21	56.7%
Training Services						
100-50-64240-15	FIRE ARSON / INVESTIGATOR TRAINING	-	-	-	-	0.0%
100-50-64260-50	FIRE CODE TRAINING	-	-	-	-	0.0%
100-50-64270-50	PUB ED COMMUNITY OUTREACH TRAINING	500.00	-	125.00	375.00	75.0%
100-50-64370-15	MULTI-MEDIA TRAINING	-	-	375.00	(375.00)	0.0%
100-50-64760-50	COMMUNITY SERVICES GRANT SUPPLIES MATCHING	1,000.00	-	-	1,000.00	100.0%
	Subtotal	1,500.00	-	500.00	1,000.00	66.7%
Community Services / Fire Prevention Operating Expense Total:		11,750.00	1,687.87	5,102.92	6,647.08	56.6%
TOTAL COMMUNITY SERVICES / FIRE PREVENTION		166,980.00	19,800.68	83,591.81	83,388.19	49.9%
GRAND TOTAL GENERAL FUND		14,641,551.57	1,376,253.68	6,611,796.46	8,029,755.11	54.8%
Net Financial Sources (Uses):		\$ (1,349,643.57)	\$ (134,455.23)	\$ 1,878,284.71	\$ (3,227,928.28)	
Beginning Unrestricted Fund Balance July 1, 2017		\$1,349,643.57				



Superstition Fire & Medical District Income Statement - Detail

For Fiscal: 2017-2018 Period Ending: 12/31/2017

		Original Total Budget	Current Month Actual	YTD Actual Activity	Forecasted Remaining Budget	% Budget Remaining
Fund: 150 - TRANSPORT SERVICES						
Revenue						
150-10-42100-10	ALS TRANSPORT REVENUE	2,707,410.00	211,110.30	1,249,638.68	1,457,771.32	53.8%
150-10-42125-10	TRANSPORT CUSTOMER REFUNDS	(20,000.00)	(3,134.04)	(22,707.57)	2,707.57	0.0%
150-10-42180-10	COLLECTIONS REVENUE	14,655.00	839.83	8,751.44	5,903.56	40.3%
150-10-45700-10	INVESTMENT EARNINGS	2,000.00	188.57	1,519.01	480.99	0.0%
150-10-45900-10	OTHER INCOME	-	-	(660.89)	660.89	0.0%
150-80-48020-02	TRANSFER IN (200 FUND)	-	-	-	-	0.0%
150-80-48100-10	TRANSFER OUT (200 FUND)	-	-	-	-	0.0%
Revenue Total:		\$ 2,704,065.00	\$ 209,004.66	\$ 1,236,540.67	1,467,524.33	54.3%

DIVISION 10: ADMINISTRATIVE SERVICES						
Expense						
Wages						
150-10-50000-10	FIRE CHIEF	20,784.00	2,660.09	13,391.64	7,392.36	35.6%
150-10-50010-10	ADMIN SERVICES STAFF	66,820.00	8,557.07	37,080.62	29,739.38	44.5%
150-10-52510-10	WAGE ALLOWANCE (CELL PHONES)	945.00	109.03	472.48	472.52	50.0%
Subtotal		88,549.00	11,326.19	50,944.74	37,604.26	42.5%
Employer Provided Benefits						
150-10-53710-10	PENSION (PSPRS)	28,157.00	3,975.70	17,228.05	10,928.95	38.8%
150-10-53760-10	PENSION (ASRS)	135,239.00	15,087.30	60,403.67	74,835.33	55.3%
150-10-53770-10	BENEFIT CONTRIBUTIONS	286,534.00	34,271.21	135,880.56	150,653.44	52.6%
150-10-53810-10	SOCIAL SECURITY	76,697.00	8,823.32	37,012.16	39,684.84	51.7%
150-10-53830-10	MEDICARE	20,454.00	2,385.59	10,051.80	10,402.20	50.9%
150-10-53860-10	INDUSTRIAL INSURANCE	22,366.00	5,845.23	13,063.25	9,302.75	41.6%
150-10-53870-10	INDUSTRIAL INSURANCE - VOLUNTEERS	50.00	2.91	17.46	32.54	65.1%
150-10-53910-10	MEDICAL INSURANCE	-	(4,721.97)	-	-	0.0%
150-10-53920-10	DENTAL INSURANCE	-	(485.50)	(133.93)	133.93	0.0%
150-10-53930-10	VISION INSURANCE	-	(51.37)	-	-	0.0%
150-10-53940-10	EMPLOYEE ASSISTANCE PROGRAM	3,168.00	322.56	2,119.68	1,048.32	33.1%
150-10-53950-10	LIFE INSURANCE	2,448.00	266.50	1,787.50	660.50	27.0%
150-10-53997-10	EARNED LEAVE SEPARATION (ELSP) PROGRAM	-	-	-	-	0.0%
150-10-53998-10	EARNED LEAVE SEPARATION PROGRAM - FICA	-	-	-	-	0.0%
Subtotal		575,113.00	65,721.48	277,430.20	297,682.80	51.8%
Admin Services Compensation & Benefits Total:		663,662.00	77,047.67	328,374.94	335,287.06	50.5%
Equipment & Machinery						
150-10-54040-08	COMPUTER EQUIPMENT	2,900.00	-	-	2,900.00	100.0%
150-10-54280-12	OFFICE FURNITURE	-	-	-	-	0.0%
Subtotal		2,900.00	-	-	2,900.00	100.0%
Operating Supplies						
150-10-55060-08	COMPUTER / PRINTER SUPPLIES & MAINTENANCE	600.00	46.70	53.73	546.27	91.0%
Parts & Supplies						
150-10-55550-12	OFFICE FURNITURE & EQUIPMENT, PARTS & SUPPLIES	500.00	-	2,896.18	(2,396.18)	-479.2%
150-10-55670-50	VOLUNTEER EXPENSES	24.00	-	-	24.00	100.0%
150-10-56340-12	CLEANING SUPPLIES	2,364.00	-	1,926.19	437.81	18.5%
150-10-56600-12	FACILITY MAINTENANCE	1,200.00	43.94	1,112.96	87.04	7.3%
150-10-56860-12	FOOD / BEVERAGES	-	-	-	-	0.0%
150-10-57100-12	OFFICE SUPPLIES	1,525.00	21.75	400.10	1,124.90	73.8%
150-10-57200-12	POSTAGE / DELIVERY SERVICES	500.00	-	296.63	203.37	40.7%
150-10-57440-12	PROFESSIONAL PUBS / SUBSCRIPTIONS	-	-	-	-	0.0%
150-10-57620-12	REWARDS / RECOGNITION / FLOWER SUPPLIES	50.00	-	-	50.00	100.0%
150-10-57660-12	PEER SUPPORT	150.00	-	-	150.00	100.0%
150-10-57680-12	TS ID BADGES	100.00	-	-	100.00	100.0%
150-10-58000-12	UNIFORMS (CIVILIAN)	17,400.00	1,456.69	8,580.20	8,819.80	50.7%
Subtotal		23,813.00	1,522.38	15,212.26	8,600.74	36.1%
Facility Services						
150-10-59000-12	FACILITY RENT	6,000.00	500.00	3,000.00	3,000.00	50.0%
150-10-59020-12	ELECTRICITY	36,075.00	1,730.20	18,248.17	17,826.83	49.4%
150-10-59040-12	FACILITY PROJECTS	14,000.00	-	3,686.14	10,313.86	73.7%
150-10-59060-12	NATURAL GAS	2,850.00	95.27	1,819.97	1,030.03	36.1%
150-10-59100-08	PHONE	7,953.00	577.10	3,776.26	4,176.74	52.5%
150-10-59160-12	WATER SOFTENER SUPPLIES	2,000.00	145.91	922.10	1,077.90	53.9%
150-10-59180-12	SEWER / SEPTIC	1,650.00	129.00	1,274.18	375.82	22.8%
150-10-59200-12	WATER	8,300.00	623.76	3,670.33	4,629.67	55.8%
Subtotal		78,828.00	3,801.24	36,397.15	42,430.85	53.8%



Superstition Fire & Medical District Income Statement - Detail

For Fiscal: 2017-2018 Period Ending: 12/31/2017

		Original Total Budget	Current Month Actual	YTD Actual Activity	Forecasted Remaining Budget	% Budget Remaining
Operating Services						
150-10-60180-08	COPIER MAINTENANCE & SUPPLIES	1,650.00	179.33	1,441.46	208.54	12.6%
150-10-60230-12	DOCUMENT DISPOSAL SERVICES	240.00	37.78	113.34	126.66	52.8%
150-10-60240-12	EXTERMINATING	1,260.00	101.96	666.17	593.83	47.1%
150-10-60310-08	INTERNET	25,200.00	2,459.16	14,754.96	10,445.04	41.4%
150-10-60580-12	LANDSCAPING	500.00	-	286.68	213.32	42.7%
150-10-60580-12	REFUSE COLLECTION	1,875.00	153.87	923.22	951.78	50.8%
150-10-60600-12	SECURITY & ALARM SYSTEMS	3,000.00	21.59	943.68	2,056.32	68.5%
150-10-60620-08	INDIVIDUAL SOFTWARE LICENSING	1,800.00	-	-	1,800.00	100.0%
150-10-60630-08	SYSTEM SERVER HOSTING	2,096.00	131.04	917.28	1,178.72	56.2%
150-10-60740-12	WATER & ICE (DRINKING)	2,500.00	435.43	1,674.73	825.27	33.0%
	Subtotal	40,121.00	3,520.16	21,721.52	18,399.48	45.9%
Professional Services						
150-10-61020-12	ADMIN MEDICAL DIR - CONTRACT	15,000.00	-	3,750.00	11,250.00	75.0%
150-10-61060-12	NEW HIRE HR ADVERTISING	-	-	-	-	0.0%
150-10-61100-12	BACKGROUND / CREDIT REPORTG	1,200.00	-	243.00	957.00	79.8%
150-10-61160-08	CIS MAINT CONTRACT	6,500.00	-	-	6,500.00	100.0%
150-10-61170-08	CIS WEB HOSTING / DOMAIN CERTIFICATES	100.00	-	-	100.00	100.0%
150-10-61260-12	CPA AUDIT SERVICES	2,500.00	-	-	2,500.00	100.0%
150-10-61700-12	VEHICLE / PROPERTY / LIABILITY INS	22,500.00	-	12,117.55	10,382.45	46.1%
150-10-61860-12	GOVERNING BOARD LEGAL SERVICES	3,000.00	422.10	7,387.01	(4,387.01)	-146.2%
150-10-61880-12	HR / INVESTIGATION LEGAL SERVICES	-	-	-	-	0.0%
150-10-61920-12	MEDICAL EXAM SERVICES	-	-	195.00	(195.00)	0.0%
150-10-62020-12	PRINTING / PUBLISHING SERVICES	250.00	-	186.26	63.74	25.5%
150-10-62060-12	PROFESSIONAL ORGS / MEMBERSHIP	750.00	-	418.91	331.09	44.1%
150-10-62105-08	GLOBAL SOFTWARE LICENSING	14,500.00	33.00	14,262.37	237.63	1.6%
	Subtotal	66,300.00	455.10	38,560.10	27,739.90	41.8%
Training Services						
150-10-63000-10	ADMIN FEES, BONDS & LEASES	1,000.00	24.00	48.00	952.00	95.2%
150-10-63140-10	INTEREST & FINANCE CHARGES	7,500.00	10.51	21.11	7,478.89	99.7%
150-10-63150-10	FINANCIAL RESERVE	159,389.36	-	-	159,389.36	100.0%
150-10-63200-10	BILLING & COLLECTIONS FEES	141,020.00	10,559.59	35,348.20	105,671.80	74.9%
150-10-64020-12	ADMIN TRAINING / CONFERENCES	500.00	-	228.18	271.82	54.4%
150-10-64040-12	BOARD OF DIRECTORS TRAINING	-	-	-	-	0.0%
150-10-64060-12	COLLEGE TUITION REIMBURSEMENT	14,600.00	-	4,839.31	9,760.69	66.9%
150-10-64410-12	SFMD LEADERSHIP CONFERENCE	-	-	-	-	0.0%
	Subtotal	324,009.36	10,594.10	40,484.80	283,524.56	87.5%
	Administrative Services Operating Expense Total:	536,571.36	19,939.68	152,429.56	384,141.80	71.6%
TOTAL ADMINISTRATIVE SERVICES		1,200,233.36	96,987.35	480,804.50	719,428.86	59.9%
DIVISION 20: TECHNICAL SERVICES						
Wages						
150-20-50020-10	FLEET & FACILITIES STAFF	10,239.00	1,920.33	8,098.45	2,140.55	20.9%
	Technical Services Wages Total:	10,239.00	1,920.33	8,098.45	2,140.55	20.9%
Equipment & Machinery						
150-20-54050-20	DIAGNOSTIC SOFTWARE	-	-	268.18	(268.18)	0.0%
Operating Supplies						
150-20-55400-20	MECH EQUIPMENT, PARTS & SUPPLIES	650.00	-	-	650.00	100.0%
150-20-55580-20	TIRES	5,000.00	601.94	2,708.72	2,291.28	45.8%
150-20-55620-20	VEHICLE PARTS	3,500.00	-	1,134.83	2,365.17	67.6%
	Subtotal	9,150.00	601.94	3,843.55	5,306.45	58.0%
Parts & Supplies						
150-20-56800-20	FLUIDS (ANTIFREEZE, BRAKE, TRANSMISSION)	300.00	102.07	398.31	(98.31)	-32.8%
150-20-56880-20	FUEL - DIESEL	20,000.00	2,237.80	11,932.72	8,067.28	40.3%
150-20-56900-20	FUEL - UNLEADED	1,600.00	91.79	408.31	1,191.69	74.5%
150-20-57060-20	MISCELLANEOUS SHOP SUPPLIES	500.00	-	-	500.00	100.0%
150-20-57140-20	ENGINE OIL	1,400.00	-	1,400.00	-	0.0%
150-20-58120-20	UNIFORMS & TOWELS (TECH SRVS)	312.00	37.79	154.57	157.43	50.5%
	Subtotal	24,112.00	2,469.45	14,293.91	9,818.09	40.7%
Professional Services						
150-20-61460-20	HAZARDOUS WASTE DISPOSAL	226.00	-	75.34	150.66	66.7%
150-20-62140-20	REPAIR & MAINTENANCE - FLEET	11,220.00	-	1,000.00	10,220.00	91.1%
	Subtotal	11,446.00	-	1,075.34	10,370.66	90.6%
Training Services						
150-20-64470-20	FLEET SERVICES TRAINING	500.00	-	-	500.00	100.0%



Superstition Fire & Medical District Income Statement - Detail

For Fiscal: 2017-2018 Period Ending: 12/31/2017

	Original Total Budget	Current Month Actual	YTD Actual Activity	Forecasted Remaining Budget	% Budget Remaining
Technical Services Operating Expense Total:	45,208.00	3,071.39	19,480.98	25,727.02	56.9%
TOTAL TECHNICAL SERVICES	55,447.00	4,991.72	27,579.43	27,867.57	50.3%

DIVISION 30: COMMUNICATIONS SERVICES

Operating Services						
150-30-59080-15	PHONE / E-911 COMMUNICATION CIRCUITS	1,875.00	185.11	740.44	1,134.56	60.5%
150-30-60020-15	TOPAZ / G2 MAINTENANCE	4,000.00	318.75	1,491.75	2,508.25	62.7%
150-30-60350-08	MOBILE DATA OPERATIONS	6,783.00	376.89	2,751.18	4,031.82	59.4%
150-30-60560-15	RADIO INFO SYSTEMS MAINTENANCE	-	-	49.82	(49.82)	0.0%
	Subtotal	12,658.00	880.75	5,033.19	7,624.81	60.2%
Professional Services						
150-30-61440-15	DISPATCH SERVICES - MFMD	131,387.00	10,653.00	50,429.50	80,957.50	61.6%
	TOTAL COMMUNICATIONS SERVICES	144,045.00	11,533.75	55,462.69	88,582.31	61.5%

DIVISION 40: TRANSPORT SERVICES

Wages						
150-40-50040-10	ASSISTANT CHIEFS	36,167.00	4,631.16	20,068.36	16,098.64	44.5%
150-40-50140-10	CON OPERATIONS MANAGEMENT	121,045.00	14,724.45	63,357.20	57,687.80	47.7%
150-40-51010-10	BATTALION CHIEFS	72,874.00	9,327.15	40,417.65	32,456.35	44.5%
150-40-51030-10	CAPTAINS	43,722.00	5,595.81	24,248.51	19,473.49	44.5%
150-40-51600-10	PARAMEDIC (FULL TIME)	476,907.00	57,101.57	220,580.97	256,326.03	53.7%
150-40-51650-10	EMT (FULL TIME)	394,370.00	45,477.59	180,518.27	213,851.73	54.2%
150-40-51700-10	PARAMEDIC (PART TIME)	34,944.00	2,944.00	25,054.77	9,889.23	28.3%
150-40-51750-10	EMT (PART TIME)	29,484.00	1,521.75	20,464.41	9,019.59	30.6%
150-40-51800-10	SWORN COVERAGE - WAGES	-	5,218.64	26,076.23	(26,076.23)	0.0%
	Subtotal	1,209,513.00	146,542.12	620,786.37	588,726.63	48.7%
OT / Other Wages						
150-40-52015-10	INJURY WAGES	-	-	1,335.92	(1,335.92)	0.0%
150-40-52560-10	HOLIDAY PAY	14,292.00	624.12	3,053.07	11,238.93	78.6%
150-40-52740-12	REGULAR OVERTIME	42,256.00	2,372.73	12,718.73	29,537.27	69.9%
150-40-52750-12	SPECIAL OVERTIME	-	-	-	-	0.0%
150-40-53140-41	EMS TRAINING OT	-	514.98	514.98	(514.98)	0.0%
150-40-53380-41	NEW HIRE TRAINING	-	-	-	-	0.0%
	Subtotal	56,548.00	3,511.83	17,622.70	38,925.30	69.0%
	Transport Services Wages Total:	1,266,061.00	150,053.95	638,409.07	627,651.93	49.6%
Equipment & Machinery						
150-40-54080-41	EMS EQUIP & MACHINERY (ASSET)	2,800.00	-	-	2,800.00	100.0%
150-40-54300-42	PHYSICAL FITNESS EQUIPMENT (ASSET)	808.00	-	-	808.00	100.0%
	Subtotal	3,608.00	-	-	3,608.00	100.0%
Operating Supplies						
150-40-55100-41	EMS PARTS & SUPPLIES	4,700.00	20.00	1,779.56	2,920.44	62.1%
150-40-55440-42	PHYSICAL FITNESS TRAINING, TOOLS & SUPPLIES	-	-	189.73	(189.73)	0.0%
150-40-56450-41	EMS MEDICAL SUPPLIES	170,000.00	2,946.02	69,491.74	100,508.26	59.1%
150-40-57000-41	IMMUNIZATION CLINIC SUPPLIES	6,430.00	-	3,166.16	3,263.84	50.8%
150-40-57245-42	PPE REPLACEMENT	1,000.00	-	-	1,000.00	100.0%
	Subtotal	182,130.00	2,966.02	74,627.19	107,502.81	59.0%
Operating Services						
150-40-60040-41	BIO-HAZARD WASTE	1,800.00	253.28	787.29	1,012.71	56.3%
150-40-60700-12	TOWEL & LINEN SERVICES	1,980.00	311.02	1,318.41	661.59	33.4%
	Subtotal	3,780.00	564.30	2,105.70	1,674.30	44.3%
Professional Services						
150-40-61120-12	BAY DOOR MAINTENANCE	600.00	-	677.91	(77.91)	-13.0%
150-40-61530-41	EMS CARDIAC MONITOR MAINT & SUPP	5,200.00	-	10,063.68	(4,863.68)	-93.5%
150-40-61650-12	INFECTION CONTROL MEDICAL EXAM SERVICE	1,350.00	-	807.00	543.00	40.2%
	Subtotal	7,150.00	-	11,548.59	(4,398.59)	-61.5%
Training Services						
150-40-64020-41	EMS CONFERENCES / OUTSIDE TRAINING	-	-	-	-	0.0%
150-40-64400-42	HEALTH, SAFETY, & WELLNESS TRNG & SUPPLIES	-	-	-	-	0.0%
	Subtotal	-	-	-	-	0.0%
	Transport Services Operating Expense Total:	196,668.00	3,530.32	88,281.48	105,586.52	53.7%
	TOTAL TRANSPORT OPERATIONS	1,462,729.00	153,584.27	726,690.55	733,238.45	50.1%



Superstition Fire & Medical District Income Statement - Detail

For Fiscal: 2017-2018 Period Ending: 12/31/2017

		Original Total Budget	Current Month Actual	YTD Actual Activity	Forecasted Remaining Budget	% Budget Remaining
DIVISION 50: COMMUNITY SERVICES / FIRE PREVENTION						
Parts & Supplies						
150-50-56920-08	GIS PRINTING SUPPLIES	-	-	-	-	0.0%
150-50-56920-50	SAFETY & EDUCATION PROMOTIONAL MATERIALS	500.00	-	-	500.00	100.0%
	Subtotal	500.00	-	-	500.00	100.0%
Professional Services						
150-50-61330-50	EMS WEEK	-	-	-	-	0.0%
150-50-61370-50	COMMUNITY RELATIONS PRINTED MATERIALS	500.00	-	-	500.00	100.0%
	Subtotal	500.00	-	-	500.00	100.0%
TOTAL COMMUNITY SERVICES / FIRE PREVENTION		1,000.00	-	-	1,000.00	100.0%
GRAND TOTAL TRANSPORT SERVICES FUND		2,863,454.36	267,097.09	1,290,537.17	1,570,117.19	54.8%
Net Financial Sources (Uses):		\$ (159,389.36)	\$ (58,092.43)	\$ (53,996.50)	\$ (102,592.86)	
Beginning Unrestricted Fund Balance July 1, 2017		\$159,389.36				



Superstition Fire & Medical District Income Statement - Detail

For Fiscal: 2017-2018 Period Ending: 12/31/2017

		Original Total Budget	Current Month Actual	YTD Actual Activity	Forecasted Remaining Budget	% Budget Remaining
Fund: 200 - CAPITAL PROJECTS						
Revenue						
Direct Taxes						
200-10-41000-10	REAL & SECURED PROPERTY TAXES	853,702.00	77,971.49	519,608.36	334,093.64	39.1%
200-10-41050-10	UNSECURED PERS PROPERTY TAXES	69,744.00	8,838.85	51,499.21	18,244.79	26.2%
200-10-41080-10	MARICOPA COUNTY PROPERTY TAXES	1,001.00	-	-	1,001.00	100.0%
200-10-41200-10	SRP CONTRIBUTIONS	27,523.00	-	13,584.01	13,938.99	50.6%
	Subtotal	\$ 951,970.00	\$ 86,810.34	\$ 584,691.58	367,278.42	38.6%
200-10-45700-10	INVESTMENT EARNINGS	4,000.00	837.59	5,194.25	(1,194.25)	-29.9%
200-10-45900-10	OTHER INCOME	-	-	-	-	0.0%
200-80-48100-04	TRANSFER OUT (400 FUND)	-	-	-	-	0.0%
200-80-48100-15	TRANSFER IN (150 FUND)	-	-	-	-	0.0%
200-90-49500-15	DISTRICT EQUIPMENT SALES	-	-	6,126.40	(6,126.40)	0.0%
	Revenue Total:	\$ 955,970.00	\$ 87,647.93	\$ 596,012.23	359,957.77	37.7%
Expense						
200-10-63150-10	FINANCIAL RESERVE	1,138,664.39	-	0.01	1,138,664.38	100.0%
200-70-71002-25	BUILDINGS & SYSTEMS	62,330.00	-	10,200.00	52,130.00	83.6%
200-70-72240-20	VEHICLES / GENERAL PURPOSE	303,502.00	-	42,255.15	261,246.85	86.1%
200-70-72340-20	APPARATUS EQUIPMENT	-	-	86,098.48	(86,098.48)	0.0%
200-70-72510-30	COMM MICROWAVE UPGRADE	42,076.00	-	44,420.00	(2,344.00)	-5.6%
200-70-52515-30	COMM SYSTEM SOFTWARE	30,000.00	-	-	30,000.00	100.0%
200-70-72660-30	RADIO COMM EQUIP - PORTABLE	45,000.00	-	44,960.92	39.08	0.1%
200-70-72670-40	RADIO COMM EQUIP - WIRELESS	-	-	-	-	0.0%
200-70-72740-40	FIRE PROT EQUIP - SPECIALIZED	-	-	-	-	0.0%
200-70-72770-47	SCBA PACKS & BOTTLES	-	-	-	-	0.0%
200-70-72800-40	THERMAL IMAGING CAMERAS	-	-	-	-	0.0%
200-70-73420-41	EMS CAPITAL EQUIPMENT	41,500.00	36,847.76	36,847.76	4,652.24	11.2%
200-70-73515-15	COMPUTER EQUIPMENT	192,000.00	3,195.11	3,290.14	188,709.86	98.3%
200-70-73520-15	COMPUTER SOFTWARE	-	-	-	-	0.0%
200-70-73540-25	FACILITY EQUIPMENT	-	-	-	-	0.0%
200-70-73840-44	FITNESS EQUIPMENT	7,000.00	-	-	7,000.00	0.0%
	Expense Total:	\$ 1,862,072.39	\$ 40,042.87	\$ 268,072.46	1,593,999.93	85.6%
	Net Financial Sources (Uses):	\$ (906,102.39)	\$ 47,605.06	\$ 327,939.77	(866,763.74)	
	Beginning Restricted Fund Balance July 1, 2017	\$906,102.39				



Superstition Fire & Medical District Income Statement - Detail

For Fiscal: 2017-2018 Period Ending: 12/31/2017

		Original Total Budget	Current Month Actual	YTD Actual Activity	Forecasted Remaining Budget	% Budget Remaining
Fund: 400 - SPECIAL REVENUE						
Revenue						
400-10-45700-10	INVESTMENT EARNINGS	500.00	54.38	367.18	132.82	26.6%
400-10-46700-10	GRANT - FIRE PREVENTION	105,462.00	-	-	105,462.00	100.0%
400-10-46750-10	GRANT - FEMA (SHARE)	-	-	-	-	0.0%
400-10-46750-10	GRANT - OTHER	-	-	-	-	0.0%
400-10-47020-41	AED DONATIONS	6,500.00	-	-	6,500.00	100.0%
400-10-47100-41	EMS CARDIAC DONATIONS	5,000.00	-	-	5,000.00	100.0%
400-10-47110-41	EMS EQUIPMENT DONATIONS	-	-	-	-	0.0%
400-10-47120-50	FIRE PREVENTION / PUBLIC EDUCATION	100.00	-	50.00	50.00	0.0%
400-10-47130-10	GENERAL DONATIONS	5,000.00	600.00	600.00	4,400.00	88.0%
400-80-48020-02	TRANSFER IN (200 Fund)	-	-	-	-	0.0%
400-80-48020-10	TRANSFER IN (100 Fund)	-	-	-	-	0.0%
400-80-48100-10	TRANSFER OUT (100 Fund)	(92,197.00)	-	-	(92,197.00)	0.0%
	Revenue Total:	\$ 30,365.00	\$ 654.38	\$ 1,017.18	29,347.82	96.7%
Expense						
400-10-63610-10	UNDESIGNATED INVESTMENT EARNINGS RES	150.00	-	-	150.00	100.0%
400-50-77250-50	AED DONATIONS - EXPENDITURES	32,500.00	3,566.29	5,056.44	27,443.56	84.4%
400-50-77260-50	EMS EQUIPMENT DONATIONS	-	-	-	-	0.0%
400-50-77270-50	FIRE PREVENTION / PUBLIC EDUCATION	250.00	-	-	250.00	100.0%
400-50-77280-50	GENERAL DONATIONS	15,000.00	-	-	15,000.00	100.0%
400-55-77300-10	FIRE SCIENCE SCHOLARSHIP	-	-	-	-	0.0%
400-70-77510-41	EMS CARDIAC DONATIONS	39,100.20	31,402.76	31,402.76	7,697.44	19.7%
400-70-78700-10	GRANT - FIRE PREVENTION	13,265.00	-	-	13,265.00	100.0%
400-70-78800-10	GRANT - OTHER	-	-	-	-	0.0%
400-70-79440-10	FEMA GRANT (FEDERAL SHARE)	-	-	-	-	0.0%
	Expense Total:	\$ 100,265.20	\$ 34,969.05	\$ 36,459.20	63,806.00	63.6%
	Net Financial Sources (Uses):	\$ (69,900.20)	\$ (34,314.67)	\$ (35,442.02)	(34,458.18)	
	Beginning Restricted Fund Balance July 1, 2017	\$69,900.20				



Superstition Fire & Medical District Income Statement - Detail

For Fiscal: 2017-2018 Period Ending: 12/31/2017

		Original Total Budget	Current Month Actual	YTD Actual Activity	Forecasted Remaining Budget	% Budget Remaining
Fund: 500 - DEBT RETIREMENT PRINCIPAL						
Revenue						
500-10-41000-10	REAL & SECURED PROPERTY TAXES	442,218.00	43,468.89	288,180.41	154,037.59	34.8%
500-10-41050-10	UNSECURED PERS PROPERTY TAXES	36,127.00	5,117.74	29,269.64	6,857.36	19.0%
500-10-41200-10	SRP CONTRIBUTIONS	14,257.00	-	7,421.85	6,835.15	47.9%
500-10-45700-10	INVESTMENT EARNINGS	1,600.00	191.60	1,598.96	1.04	0.1%
Revenue Total:		\$ 494,202.00	\$ 48,778.23	\$ 326,470.86	\$ 167,731.14	33.9%
Expense						
500-10-63150-10	FINANCIAL RESERVE	118,616.87	-	1.45	118,615.42	100.0%
500-60-70500-10	DEBT SERVICE EXPENDITURE - PRINCIPAL	465,000.00	-	-	465,000.00	100.0%
Expense Total:		583,616.87	-	1.45	583,615.42	100.0%
Net Financial Sources (Uses):		(89,414.87)	48,778.23	326,469.41	(415,884.28)	
Beginning Restricted Fund Balance July 1, 2017		\$89,414.87				

		Original Total Budget	Current Month Actual	YTD Actual Activity	Forecasted Remaining Budget	% Budget Remaining
Fund: 600 - DEBT RETIREMENT INTEREST						
Revenue						
600-10-41000-10	REAL & SECURED PROPERTY TAXES	309,040.00	26,610.80	176,303.41	132,736.59	43.0%
600-10-41050-10	UNSECURED PERS PROPERTY TAXES	25,247.00	3,154.09	18,046.96	7,200.04	28.5%
600-10-41200-10	SRP CONTRIBUTIONS	9,963.00	-	4,531.98	5,431.02	54.5%
600-10-45700-10	INVESTMENT EARNINGS	800.00	119.48	730.18	69.82	8.7%
Revenue Total:		\$ 345,050.00	\$ 29,884.37	\$ 199,612.53	\$ 145,437.47	42.1%
Expense						
600-10-63150-10	FINANCIAL RESERVE	115,714.61	-	1.37	115,713.24	100.0%
600-60-70550-10	DEBT SERVICE EXPENDITURE - INTEREST	291,000.00	145,321.38	145,321.38	145,678.62	50.1%
Expense Total:		\$ 406,714.61	\$ 145,321.38	\$ 145,322.75	\$ 261,391.86	64.3%
Net Financial Sources (Uses):		\$ (61,664.61)	\$ (115,437.01)	\$ 54,289.78	\$ (115,954.39)	
Beginning Restricted Fund Balance July 1, 2017		\$61,664.61				



Pinal County Treasurer

Monthly Statement

Date Range: 12/1/2017 to 12/31/2017

Account	Period	YTD		
6116421001	Superstition Fire & Medical District			
Begin Balance:	3,012,990.81	1,498,102.93		
Income:	1,231,059.32	9,136,923.42		
LOC Advance:	.00	625,913.19		
Expense:	(969,738.17)	(7,360,714.39)	LOC:	.00
LOC Payments:	.00	(625,913.19)	Warrants Outstanding:	(56,546.65)
Cash Balance:	3,274,311.96	3,274,311.96	End:	3,217,765.31

Monthly Statement Summary				
Source Code	Description		MTDAmount	YTDAmount
6116421001	Superstition Fire & Medical District	Beginning Balance:	3,012,990.81	1,498,102.93
11100.2015	2015 Real Estate Taxes		.00	2.54
11100.2016	2016 Real Estate Taxes		21,658.05	106,906.14
11100.2017	2017 Real Estate Taxes		1,013,620.96	6,754,904.73
12100.2005	2005 Personal Property Taxes		.00	7.92
12100.2006	2006 Personal Property Taxes		.00	30.12
12100.2007	2007 Personal Property Taxes		.00	114.67
12100.2008	2008 Personal Property Taxes		.00	170.37
12100.2009	2009 Personal Property Taxes		.00	253.13
12100.2010	2010 Personal Property Taxes		.00	189.07
12100.2011	2011 Personal Property Taxes		14.52	389.01
12100.2012	2012 Personal Property Taxes		114.37	471.39
12100.2013	2013 Personal Property Taxes		30.38	4,457.68
12100.2014	2014 Personal Property Taxes		190.97	1,526.46
12100.2015	2015 Personal Property Taxes		1,190.14	3,512.44
12100.2016	2016 Personal Property Taxes		5,704.39	17,832.59
12100.2017	2017 Personal Property Taxes		114,895.49	669,435.98
14100.0	Salt River Contribution		.00	176,593.16
15130.0	Contributions Fire Assistance		28,879.66	373,096.96
15150.0	Maricopa County Tax Collection		2,128.06	10,604.38
21100.41	Wells Fargo Repo Investment Interest		377.08	749.68
21100.43	Wells Fargo Trust Investment Interest		34.73	73.91
21100.46	Wells Fargo Investment Investment Interest		6.93	1,988.12
21100.70	Vining Sparks Investment Interest		657.50	3,130.08
21100.80	Stifel Nicolaus & Company Investment Interest		105.79	992.51
73160.0	Deposits		41,450.30	334,913.87
73750.0	Revenue Transfer		.00	48,663.32
76100.0	Line of Credit Advance		.00	625,913.19
90400.0	Refund Interest		.00	(36.96)
90930.0	Warrants Redeemed		(267,816.57)	(1,662,686.87)
91010.0	Line of Credit Payments		.00	(625,913.19)
91020.0	Line of Credit Interest Payment		.00	(1,213.90)
91220.0	Disbursed by County Treasurer		(701,846.60)	(5,070,488.47)

91280.0	Outgoing Wire Fee	(60.00)	(300.00)
91290.0	Outgoing Wire Surcharge	(15.00)	(75.00)
Ending Balance:		3,274,311.96	3,274,311.96

Monthly Statement Detail				
Date	Notes	Doc #	Amount	C/D
6116421001 Superstition Fire & Medical District			Beginning Balance: 3,012,990.81	
11100.2016 2016 Real Estate Taxes			Source Code Total: 21,658.05	
12/01	Tax Distribution	0	561.58	C
12/01	Tax Distribution	0	3,316.58	C
12/04	Tax Distribution	0	419.86	C
12/05	Tax Distribution	0	303.08	C
12/06	Tax Distribution	0	508.20	C
12/06	Tax Distribution	0	232.45	C
12/06	Tax Distribution	0	238.84	C
12/06	Tax Distribution	0	297.68	C
12/07	Tax Distribution	0	56.06	C
12/07	Tax Distribution	0	1,174.81	C
12/07	Tax Distribution	0	243.49	C
12/08	Tax Distribution	0	198.22	C
12/08	Tax Distribution	0	306.99	C
12/08	Tax Distribution	0	63.54	C
12/11	Tax Distribution	0	98.77	C
12/11	Tax Distribution	0	3,527.78	C
12/11	Tax Distribution	0	52.91	C
12/12	Tax Distribution	0	235.83	C
12/12	Tax Distribution	0	482.82	C
12/12	Tax Distribution	0	15.37	C
12/13	Tax Distribution	0	5.67	C
12/13	Tax Distribution	0	207.51	C
12/14	Tax Distribution	0	546.92	C
12/14	Tax Distribution	0	76.99	C
12/14	Tax Distribution	0	154.18	C
12/15	Tax Distribution	0	87.27	C
12/15	Tax Distribution	0	82.04	C
12/15	Tax Distribution	0	18.44	C
12/15	Tax Distribution	0	61.59	C
12/18	Tax Distribution	0	96.85	C
12/18	Tax Distribution	0	647.62	C
12/18	Tax Distribution	0	123.48	C
12/20	Tax Distribution	0	479.85	C
12/20	Tax Distribution	0	24.90	C
12/20	Tax Distribution	0	425.86	C
12/21	Tax Distribution	0	190.52	C
12/22	Tax Distribution	0	296.66	C
12/22	Tax Distribution	0	986.83	C
12/22	Tax Distribution	0	84.56	C
12/26	Tax Distribution	0	16.72	C
12/27	Tax Distribution	0	89.29	C
12/27	Tax Distribution	0	683.38	C
12/27	Tax Distribution	0	247.39	C
12/28	Tax Distribution	0	136.08	C
12/29	Tax Distribution	0	222.99	C
12/29	Tax Distribution	0	535.06	C
12/29	Tax Distribution	0	719.29	C
12/29	Tax Distribution	0	769.23	C
12/29	Tax Distribution	0	1,306.02	C

11100.2017 2017 Real Estate Taxes			Source Code Total: 1,013,620.96	
12/01	Tax Distribution	0	7,511.91	C
12/01	Tax Distribution	0	6,666.44	C
12/01	Tax Distribution	0	8,259.22	C
12/01	Tax Distribution	0	391.88	C
12/04	Tax Distribution	0	(487.50)	C
12/04	Tax Distribution	0	5,809.84	C
12/04	Tax Distribution	0	7,044.02	C
12/04	Tax Distribution	0	3,530.86	C
12/05	Tax Distribution	0	952.84	C
12/05	Tax Distribution	0	11,699.00	C
12/05	Tax Distribution	0	33,205.49	C
12/05	Tax Distribution	0	5,509.64	C
12/06	Tax Distribution	0	11,500.59	C
12/06	Tax Distribution	0	15,869.33	C
12/06	Tax Distribution	0	21,940.67	C
12/06	Tax Distribution	0	12,481.03	C
12/07	Tax Distribution	0	3,687.16	C
12/07	Tax Distribution	0	4,832.63	C
12/07	Tax Distribution	0	11,129.74	C
12/07	Tax Distribution	0	8,290.54	C
12/08	Tax Distribution	0	11,593.30	C
12/08	Tax Distribution	0	8,452.95	C
12/08	Tax Distribution	0	10,279.25	C
12/08	Tax Distribution	0	1,181.42	C
12/11	Tax Distribution	0	3,810.81	C
12/11	Tax Distribution	0	7,041.34	C
12/11	Tax Distribution	0	6,122.86	C
12/12	Tax Distribution	0	18,921.77	C
12/12	Tax Distribution	0	6,624.94	C
12/12	Tax Distribution	0	16,397.59	C
12/13	Tax Distribution	0	11,773.00	C
12/13	Tax Distribution	0	6,170.36	C
12/13	Tax Distribution	0	14,309.24	C
12/14	Tax Distribution	0	20,084.04	C
12/14	Tax Distribution	0	12,977.13	C
12/14	Tax Distribution	0	23,990.32	C
12/14	Tax Distribution	0	2,318.22	C
12/15	Tax Distribution	0	12,609.52	C
12/15	Tax Distribution	0	10,299.64	C
12/15	Tax Distribution	0	19,611.83	C
12/15	Tax Distribution	0	2,658.83	C
12/18	Tax Distribution	0	3,383.02	C
12/18	Tax Distribution	0	13,535.46	C
12/18	Tax Distribution	0	846.06	C
12/18	Tax Distribution	0	9,401.24	C
12/19	Tax Distribution	0	30,652.21	C
12/19	Tax Distribution	0	42,014.10	C
12/19	Tax Distribution	0	5,201.58	C
12/20	Tax Distribution	0	10,781.07	C
12/20	Tax Distribution	0	18,279.97	C
12/20	Tax Distribution	0	11,376.69	C
12/21	Tax Distribution	0	35,494.34	C
12/21	Tax Distribution	0	1,038.06	C
12/22	Tax Distribution	0	32,724.24	C
12/22	Tax Distribution	0	13,891.54	C
12/22	Tax Distribution	0	547.12	C

12/26	Tax Distribution	0	13,165.68	C
12/26	Tax Distribution	0	4,741.10	C
12/27	Tax Distribution	0	89,290.95	C
12/27	Tax Distribution	0	4,585.70	C
12/27	Tax Distribution	0	15,674.69	C
12/27	Tax Distribution	0	19,529.05	C
12/27	Tax Distribution	0	38,234.99	C
12/27	Tax Distribution	0	14,967.00	C
12/28	Tax Distribution	0	73,322.61	C
12/28	Tax Distribution	0	2,615.53	C
12/28	Tax Distribution	0	3,177.58	C
12/28	Tax Distribution	0	27,640.46	C
12/29	Tax Distribution	0	23,284.10	C
12/29	Tax Distribution	0	7,235.37	C
12/29	Tax Distribution	0	22,980.20	C
12/29	Tax Distribution	0	12,216.94	C
12/29	Tax Distribution	0	4,738.62	C
12100.2011 2011 Personal Property Taxes			Source Code Total: 14.52	
12/29	Tax Distribution	0	14.52	C
12100.2012 2012 Personal Property Taxes			Source Code Total: 114.37	
12/04	Tax Distribution	0	15.42	C
12/21	Tax Distribution	0	12.39	C
12/29	Tax Distribution	0	15.34	C
12/29	Tax Distribution	0	71.22	C
12100.2013 2013 Personal Property Taxes			Source Code Total: 30.38	
12/06	Tax Distribution	0	12.49	C
12/29	Tax Distribution	0	17.89	C
12100.2014 2014 Personal Property Taxes			Source Code Total: 190.97	
12/04	Tax Distribution	0	39.66	C
12/08	Tax Distribution	0	25.84	C
12/08	Tax Distribution	0	37.83	C
12/20	Tax Distribution	0	44.96	C
12/29	Tax Distribution	0	42.68	C
12100.2015 2015 Personal Property Taxes			Source Code Total: 1,190.14	
12/04	Tax Distribution	0	50.42	C
12/06	Tax Distribution	0	21.02	C
12/07	Tax Distribution	0	232.95	C
12/08	Tax Distribution	0	12.18	C
12/08	Tax Distribution	0	172.00	C
12/12	Tax Distribution	0	85.81	C
12/13	Tax Distribution	0	1.84	C
12/14	Tax Distribution	0	351.25	C
12/14	Tax Distribution	0	15.95	C
12/18	Tax Distribution	0	20.04	C
12/18	Tax Distribution	0	63.30	C
12/19	Tax Distribution	0	12.50	C
12/28	Tax Distribution	0	59.61	C
12/29	Tax Distribution	0	48.65	C
12/29	Tax Distribution	0	42.62	C
12100.2016 2016 Personal Property Taxes			Source Code Total: 5,704.39	
12/01	Tax Distribution	0	29.68	C
12/01	Tax Distribution	0	37.69	C
12/04	Tax Distribution	0	77.28	C
12/04	Tax Distribution	0	33.74	C
12/05	Tax Distribution	0	12.57	C
12/05	Tax Distribution	0	26.14	C
12/06	Tax Distribution	0	345.31	C

12/06	Tax Distribution	0	338.69	C
12/06	Tax Distribution	0	30.44	C
12/07	Tax Distribution	0	2,078.81	C
12/08	Tax Distribution	0	66.81	C
12/08	Tax Distribution	0	172.60	C
12/08	Tax Distribution	0	13.15	C
12/11	Tax Distribution	0	19.74	C
12/11	Tax Distribution	0	68.17	C
12/12	Tax Distribution	0	13.41	C
12/12	Tax Distribution	0	48.02	C
12/13	Tax Distribution	0	71.69	C
12/14	Tax Distribution	0	899.21	C
12/14	Tax Distribution	0	75.96	C
12/14	Tax Distribution	0	58.94	C
12/15	Tax Distribution	0	99.30	C
12/15	Tax Distribution	0	127.29	C
12/18	Tax Distribution	0	107.32	C
12/19	Tax Distribution	0	112.51	C
12/19	Tax Distribution	0	38.75	C
12/20	Tax Distribution	0	252.53	C
12/20	Tax Distribution	0	156.77	C
12/22	Tax Distribution	0	7.15	C
12/22	Tax Distribution	0	54.70	C
12/27	Tax Distribution	0	(52.00)	C
12/27	Tax Distribution	0	28.07	C
12/27	Tax Distribution	0	53.55	C
12/28	Tax Distribution	0	58.37	C
12/29	Tax Distribution	0	9.60	C
12/29	Tax Distribution	0	43.48	C
12/29	Tax Distribution	0	50.84	C
12/29	Tax Distribution	0	38.11	C
12100.2017 2017 Personal Property Taxes			Source Code Total: 114,895.49	
12/01	Tax Distribution	0	838.93	C
12/01	Tax Distribution	0	1,990.23	C
12/01	Tax Distribution	0	341.36	C
12/01	Tax Distribution	0	14.05	C
12/04	Tax Distribution	0	390.89	C
12/04	Tax Distribution	0	1,256.86	C
12/04	Tax Distribution	0	293.22	C
12/05	Tax Distribution	0	134.05	C
12/05	Tax Distribution	0	1,932.78	C
12/05	Tax Distribution	0	903.04	C
12/05	Tax Distribution	0	1,252.50	C
12/06	Tax Distribution	0	2,220.18	C
12/06	Tax Distribution	0	2,697.09	C
12/06	Tax Distribution	0	4,366.86	C
12/06	Tax Distribution	0	837.75	C
12/07	Tax Distribution	0	1,010.13	C
12/07	Tax Distribution	0	448.65	C
12/07	Tax Distribution	0	2,741.18	C
12/07	Tax Distribution	0	912.50	C
12/08	Tax Distribution	0	2,156.80	C
12/08	Tax Distribution	0	1,700.97	C
12/08	Tax Distribution	0	941.77	C
12/08	Tax Distribution	0	761.42	C
12/11	Tax Distribution	0	231.98	C
12/11	Tax Distribution	0	683.11	C

12/11	Tax Distribution	0	1,840.61	C
12/12	Tax Distribution	0	1,105.90	C
12/12	Tax Distribution	0	1,222.40	C
12/12	Tax Distribution	0	2,618.87	C
12/13	Tax Distribution	0	1,568.25	C
12/13	Tax Distribution	0	1,075.48	C
12/13	Tax Distribution	0	3,367.93	C
12/14	Tax Distribution	0	(140.08)	C
12/14	Tax Distribution	0	2,367.72	C
12/14	Tax Distribution	0	1,314.42	C
12/14	Tax Distribution	0	2,621.85	C
12/14	Tax Distribution	0	258.33	C
12/15	Tax Distribution	0	1,247.65	C
12/15	Tax Distribution	0	2,849.55	C
12/15	Tax Distribution	0	2,083.88	C
12/15	Tax Distribution	0	115.41	C
12/18	Tax Distribution	0	481.28	C
12/18	Tax Distribution	0	2,123.88	C
12/18	Tax Distribution	0	66.77	C
12/18	Tax Distribution	0	1,634.74	C
12/19	Tax Distribution	0	4,262.30	C
12/19	Tax Distribution	0	3,322.17	C
12/19	Tax Distribution	0	1,056.54	C
12/20	Tax Distribution	0	2,507.69	C
12/20	Tax Distribution	0	1,481.18	C
12/20	Tax Distribution	0	1,781.80	C
12/21	Tax Distribution	0	3,351.04	C
12/21	Tax Distribution	0	256.68	C
12/22	Tax Distribution	0	6,640.24	C
12/22	Tax Distribution	0	1,586.42	C
12/26	Tax Distribution	0	1,304.31	C
12/26	Tax Distribution	0	560.12	C
12/27	Tax Distribution	0	3,443.18	C
12/27	Tax Distribution	0	2,623.23	C
12/27	Tax Distribution	0	1,996.87	C
12/27	Tax Distribution	0	1,503.55	C
12/27	Tax Distribution	0	2,550.02	C
12/28	Tax Distribution	0	7,441.93	C
12/28	Tax Distribution	0	90.34	C
12/28	Tax Distribution	0	213.55	C
12/28	Tax Distribution	0	978.33	C
12/29	Tax Distribution	0	1,668.08	C
12/29	Tax Distribution	0	963.62	C
12/29	Tax Distribution	0	1,315.51	C
12/29	Tax Distribution	0	1,113.65	C
15130.0 Contributions Fire Assistance			Source Code Total: 28,879.66	
12/01	Fire District Assistance Tax 0.277400	0	623.07	C
12/04	Fire District Assistance Tax 0.277400	0	420.78	C
12/05	Fire District Assistance Tax 0.277400	0	1,447.03	C
12/06	Fire District Assistance Tax 0.277400	0	1,720.40	C
12/07	Fire District Assistance Tax 0.277400	0	1,182.63	C
12/08	Fire District Assistance Tax 0.277400	0	1,240.06	C
12/11	Fire District Assistance Tax 0.277400	0	517.28	C
12/12	Fire District Assistance Tax 0.277400	0	1,768.24	C
12/13	Fire District Assistance Tax 0.277400	0	1,058.69	C
12/14	Fire District Assistance Tax 0.277400	0	1,889.10	C
12/15	Fire District Assistance Tax 0.277400	0	1,022.93	C

12/18	Fire District Assistance Tax 0.277400	0	1,311.01	C
12/19	Fire District Assistance Tax 0.277400	0	2,435.42	C
12/20	Fire District Assistance Tax 0.277400	0	979.26	C
12/21	Fire District Assistance Tax 0.277400	0	1,285.97	C
12/22	Fire District Assistance Tax 0.277400	0	1,535.13	C
12/26	Fire District Assistance Tax 0.277400	0	632.51	C
12/27	Fire District Assistance Tax 0.277400	0	3,227.73	C
12/28	Fire District Assistance Tax 0.277400	0	3,132.62	C
12/29	Fire District Assistance Tax 0.277400	0	1,449.80	C
15150.0 Maricopa County Tax Collection			Source Code Total: 2,128.06	
12/15	Superstition Fire Proceeds from Maricopa Co Wired	0	2,128.06	C
21100.41 Wells Fargo Repo Investment Interest			Source Code Total: 377.08	
12/04	Investment Interest	0	377.08	C
21100.43 Wells Fargo Trust Investment Interest			Source Code Total: 34.73	
12/04	Investment Interest	0	34.73	C
21100.46 Wells Fargo Investment Investment Interest			Source Code Total: 6.93	
12/11	Investment Interest	0	6.93	C
21100.70 Vining Sparks Investment Interest			Source Code Total: 657.50	
12/08	Investment Interest	0	75.67	C
12/20	Investment Interest	0	93.71	C
12/22	Investment Interest	0	278.17	C
12/26	Investment Interest	0	92.24	C
12/27	Investment Interest	0	117.71	C
21100.80 Stifel Nicolaus & Company Investment Interest			Source Code Total: 105.79	
12/28	Investment Interest	0	105.79	C
73160.0 Deposits			Source Code Total: 41,450.30	
12/06	100.10.45900.10 R Bellafore/inv 4343/CASH A	0	10.00	C
12/06	100.10.43500.41 J Christensen/inv 4327/CASH B	0	3.00	C
12/06	100.10.43500.41 SupersititonOKCorral/inv 4330/1471	0	400.00	C
12/06	100.10.42600.15 MetroReport/inv 4326/ck 111319388	0	20.00	C
12/06	100.10.42600.15 WrightWeldkerPauole/inv 4329/2519	0	20.00	C
12/06	100.10.42600.15 M Trauscht/inv 4328/ck 17203	0	20.00	C
12/06	100.10.42700.50 FirstBaptistChurch/inv 4344/17877	0	50.00	C
12/06	100.10.42700.50 SpecialElectronic/inv 4331/ck 7605	0	100.00	C
12/06	100.20.62140.20 McNeil&Co/inv 4342/ck 161796	0	247.75	C
12/06	100.10.53965.10 PSPRS/inv 4302/ck 207184	0	816.26	C
12/06	100.10.53965.10	0	790.00	C
12/14	WIRED MONEY TO GENERAL FUND	0	350.00	C
12/20	100.10.43500.41 Dustin Farber/inv 4348/CASH A	0	12.00	C
12/20	100.10.43500.41 Donald Chudy PC/inv 4349/ck 4768	0	80.00	C
12/20	100.10.43500.41 Branson PT/inv 4350/ck 3813	0	120.00	C
12/20	100.10.42600.15 American Retrieval/inv 4352/286633	0	20.00	C
12/20	100.10.42600.15 American Retrieval /inv 4345/28031	0	20.00	C
12/20	100.10.45900.10 ThursdayGCMeetings/inv 4346/1048	0	30.00	C
12/20	100.10.42700.50 Boydston Ent/inv 4353/ck 10860	0	50.00	C
12/20	100.10.42700.50 Boydston Ent/inv 4362/ck 10863	0	150.00	C
12/20	100.10.42700.50 FPA Ltd/inv 4351/ck 1748	0	250.00	C
12/20	100.10.45900.10 Colby Mngmnt/inv 4347/ck 67835	0	10.00	C
12/20	100.20.62140.20	0	931.88	C
12/20	100.10.53965.10 P Gallagher/inv 4332/ck 1965	0	252.38	C
12/20	100.10.53965.10 J Hafer/inv 4335/ck 5330	0	219.43	C
12/20	100.10.43200.20 FLOFD/inv 4310/ck 108486	0	2,032.21	C
12/20	100.10.43200.20 ARISLD/in 4356,4355,4274/8570809	0	33,803.92	C
12/20	100.10.42200.41 ANTSIT/inv 4359/ck 19389	0	641.47	C
90930.0 Warrants Redeemed			Source Code Total: (267,816.57)	
12/01	Paid Warrants	0	(453.00)	D
12/04	Paid Warrants	0	(3,250.00)	D

12/05	Paid Warrants	0	(5,047.81)	D
12/06	Paid Warrants	0	(15,198.60)	D
12/07	Paid Warrants	0	(11,675.30)	D
12/08	Paid Warrants	0	(10,374.17)	D
12/11	Paid Warrants	0	(196.80)	D
12/12	Paid Warrants	0	(7,408.17)	D
12/13	Paid Warrants	0	(9,164.61)	D
12/14	Paid Warrants	0	(81,530.48)	D
12/15	Paid Warrants	0	(1,702.26)	D
12/18	Paid Warrants	0	(594.09)	D
12/19	Paid Warrants	0	(1,507.67)	D
12/20	Paid Warrants	0	(27,594.44)	D
12/21	Paid Warrants	0	(8,202.94)	D
12/22	Paid Warrants	0	(410.61)	D
12/26	Paid Warrants	0	(4,790.03)	D
12/27	Paid Warrants	0	(8,875.82)	D
12/28	Paid Warrants	0	(66,510.56)	D
12/29	Paid Warrants	0	(3,329.21)	D
91220.0 Disbursed by County Treasurer			Source Code Total: (701,846.60)	
12/13	FIRE EMPLOYEES PAYROLL DIRECT DEPOSIT	0	(196,115.96)	D
12/13	FIRE DISTRICT FEDERAL & STATE P/R TAXES	0	(48,648.92)	D
12/13	FIRE DISTRICT 457, UNION DUES, PAC	0	(37,770.81)	D
12/20	Fire Employees Payroll Direct Deposit	0	(103,491.47)	D
12/20	Fire District Fed & State P/R Taxes	0	(10,451.42)	D
12/27	FIRE EMPLOYEES PAYROLL DIRECT DEPOSIT	0	(214,594.00)	D
12/27	FIRE DISTRICT FEDERAL & STATE P/R TAXES	0	(52,389.74)	D
12/27	FIRE DISTRICT 457, UNION DUES, PAC	0	(38,384.28)	D
91280.0 Outgoing Wire Fee			Source Code Total: (60.00)	
12/13	WIRE TRANSFER CHG P/R	0	(20.00)	D
12/20	Wire Transfer Chg P/R	0	(20.00)	D
12/27	WIRE TRANSFER CHG P/R	0	(20.00)	D
91290.0 Outgoing Wire Surcharge			Source Code Total: (15.00)	
12/13	WIRE TRANSFER CHG P/R	0	(5.00)	D
12/20	Wire Transfer Chg P/R	0	(5.00)	D
12/27	WIRE TRANSFER CHG P/R	0	(5.00)	D
6116421001 Superstition Fire & Medical District			Ending Balance: 3,274,311.96	

Warrant Detail

Payee Name	Warrant	Amount	Issue Dt	Status	Voucher
6116421001 Superstition Fire & Medical District				Account Total: 330,378.28	
Fund: 1102				Fund Total: 270,535.07	
Status: OUTS				Status Total: 34,777.17	
DUSTIN M. FARBER	1102026729	96.61	08/23/17	08/23/17	
KANSAS STATE BANK OF MANHATTAN	1102026794	158.41	09/12/17	09/13/17	
KANSAS STATE BANK OF MANHATTAN	1102026891	158.41	10/18/17	10/18/17	
KANSAS STATE BANK OF MANHATTAN	1102027000	158.41	11/15/17	11/15/17	
APACHE JUNCTION UNIFIED	1102027008	3,020.23	11/29/17	11/29/17	
GINCO PLUMBING LLC	1102027020	840.86	11/29/17	11/29/17	
VISION SERVICE PLAN	1102027064	781.39	12/06/17	12/06/17	
CYMA SYSTEMS INC	1102027074	1,679.69	12/13/17	12/13/17	
ST HELEN AUTO & HARDWARE, INC.	1102027079	59.07	12/13/17	12/13/17	
SUPERSTITION SAFETY SERV, LLC	1102027084	98.11	12/13/17	12/13/17	
AFLAC	1102027089	7,798.95	12/20/17	12/21/17	
APACHE JUNCTION UNIFIED	1102027090	2,496.08	12/20/17	12/21/17	
ARIZONA WATER COMPANY, INC.	1102027092	258.13	12/20/17	12/21/17	
JASON CHAPMAN	1102027095	20.00	12/20/17	12/21/17	
CITY OF MESA	1102027098	13,011.50	12/20/17	12/21/17	

MATT DOLD	1102027101	20.00	12/20/17	12/21/17
FRONTIER SHOP SUPPLIES, INC	1102027102	17.45	12/20/17	12/21/17
TINA GEROLA	1102027104	262.40	12/20/17	12/21/17
GREEN & BAKER LTD	1102027106	3,030.00	12/20/17	12/21/17
ROBERT HORNE FORD	1102027107	406.51	12/20/17	12/21/17
KANSAS STATE BANK OF MANHATTAN	1102027109	158.41	12/20/17	12/21/17
PINAL COUNTY RECORDER'S OFFICE	1102027112	16.00	12/20/17	12/21/17
PHOENIX TECHNOLOGY SOLUTIONS	1102027114	66.00	12/20/17	12/21/17
CENTURYLINK	1102027115	164.55	12/20/17	12/21/17
Status: PAID				Status Total: 229,742.84
TOSHIBA BUSINESS SOLUTIONS,INC	1102027006	317.08	11/15/17	12/05/17
WATER UTILITIES COMM FD DBA	1102027009	263.81	11/29/17	12/07/17
APACHE TRAIL AUTO SUPPLY, LLC	1102027010	546.08	11/29/17	12/07/17
ARIZONA WATER COMPANY, INC.	1102027011	540.76	11/29/17	12/06/17
BOUND TREE MEDICAL LLC	1102027012	2,218.18	11/29/17	12/05/17
CITY OF MESA	1102027013	10,374.17	11/29/17	12/08/17
COOKSON DOOR SALES OF AZ, INC	1102027014	1,238.48	11/29/17	12/06/17
DUPUIS, ALEX	1102027015	3,250.00	11/29/17	12/04/17
FIRST CHOICE AUTO GLASS, INC.	1102027016	247.75	11/29/17	12/07/17
FLEETPRIDE, INC	1102027017	251.69	11/29/17	12/05/17
CSC ELECTRICAL CONTRACTOR, LLC	1102027018	560.33	11/29/17	12/18/17
FREIGHTLINER OF ARIZONA, LLC	1102027019	240.35	11/29/17	12/05/17
LIBERTY WATER COMPANY, INC.	1102027021	55.17	11/29/17	12/06/17
LIBERTY WATER COMPANY, INC.	1102027022	100.42	11/29/17	12/06/17
GREEN & BAKER LTD	1102027023	90.00	11/29/17	12/15/17
ROBERT HORNE FORD	1102027024	257.23	11/29/17	12/07/17
HUGHES FIRE EQUIPMENT, INC.	1102027025	261.33	11/29/17	12/06/17
L.N. CURTIS & SONS	1102027026	81.20	11/29/17	12/07/17
MAGIC PEST CONTROL	1102027027	516.66	11/29/17	12/07/17
MESA DISCOUNT, INC	1102027028	1,633.93	11/29/17	12/07/17
REDBURN TIRE COMPANY, INC.	1102027029	2,020.51	11/29/17	12/05/17
MATLICK ENTERPRISES INC DBA	1102027030	3,435.85	11/29/17	12/06/17
WAXIE'S ENTERPRISES, INC	1102027032	398.94	11/29/17	12/07/17
POWER ACQUISITION, LLC.	1102027033	734.71	11/29/17	12/06/17
AA COOLING AND HEATING LLC	1102027034	30.00	12/06/17	12/15/17
AETNA BEHAVIORAL HEALTH, LLC	1102027035	768.00	12/06/17	12/12/17
AMERICAN EXPRESS CORPORATE	1102027036	41.21	12/06/17	12/13/17
AMERIGAS PROPANE LP	1102027037	65.52	12/06/17	12/14/17
ARIZONA WATER COMPANY, INC.	1102027038	187.28	12/06/17	12/15/17
ARIZONAWATERCONDITIONING DBA	1102027039	405.83	12/06/17	12/15/17
BEST HARDWARE	1102027040	33.76	12/06/17	12/18/17
CITY OF MESA	1102027041	1,068.75	12/06/17	12/13/17
JEFF CRANMER	1102027042	246.00	12/06/17	12/14/17
EMPLOYERS DENTAL SERVICES, INC	1102027043	5,275.43	12/06/17	12/12/17
EMPIRE SOUTHWEST, LLC	1102027044	176.74	12/06/17	12/12/17
EAST VALLEY WELLNESS CENTER	1102027045	2,400.00	12/06/17	12/13/17
FRONTIER SHOP SUPPLIES, INC	1102027046	37.75	12/06/17	12/15/17
CHRIS FURGESON	1102027047	1,188.00	12/06/17	12/12/17
WEX BANK DBA	1102027048	951.40	12/06/17	12/15/17
LORI ANN HLAVIN	1102027049	196.80	12/06/17	12/11/17
ROBERT HORNE FORD	1102027050	89.52	12/06/17	12/14/17
MAGIC PEST CONTROL	1102027051	298.04	12/06/17	12/14/17
RV STRIPES & GRAPHICS, INC.	1102027053	88.11	12/06/17	12/19/17
SALT RIVER PROJECT	1102027054	3,452.14	12/06/17	12/13/17
SOUTHWEST GAS CORPORATION	1102027055	142.60	12/06/17	12/14/17
STANDARD INSURANCE COMPANY	1102027056	4,235.91	12/06/17	12/14/17
SUPERSTITION MOUNTAINS CFD #1	1102027057	128.99	12/06/17	12/14/17
THOMAS PIPE & SUPPLY, LLC	1102027058	33.45	12/06/17	12/13/17
TOSHIBA BUSINESS SOLUTIONS,INC	1102027059	200.25	12/06/17	12/21/17
UNITED ARIZONA FIREFIGHTERS	1102027060	70,308.84	12/06/17	12/14/17

MATLICK ENTERPRISES INC DBA	1102027061	1,458.49	12/06/17	12/13/17
UNIFIRST CORPORATION	1102027062	1,155.57	12/06/17	12/27/17
U S BANK	1102027063	433.33	12/06/17	12/13/17
POWER ACQUISITION, LLC.	1102027065	277.24	12/06/17	12/13/17
MEDIACOM	1102027066	5,691.84	12/07/17	12/14/17
MEDIACOM	1102027067	323.22	12/07/17	12/14/17
ALLIED WASTE TRANS, INC.	1102027068	410.61	12/13/17	12/22/17
APACHE TRAIL AUTO SUPPLY, LLC	1102027069	848.71	12/13/17	12/29/17
AZ DEPT OF REVENUE-SALES TAX	1102027070	49.89	12/13/17	12/21/17
BANNER OCCUPATIONAL HEALTH	1102027071	275.00	12/13/17	12/20/17
BUD'S BULK ICE SERVICE, INC	1102027072	634.77	12/13/17	12/26/17
CITY OF APACHE JUNCTION	1102027073	4,972.42	12/13/17	12/20/17
EFFICIENT ROOFING, LLC	1102027075	2,700.00	12/13/17	12/26/17
MIKE FARBER	1102027076	1,344.00	12/13/17	12/19/17
FIRST CHOICE AUTO GLASS, INC.	1102027077	931.88	12/13/17	12/21/17
WITMER PUBLIC SAFETY GROUP INC	1102027078	89.71	12/13/17	12/21/17
PIONEER DISTRIBUTING CO., INC.	1102027080	102.07	12/13/17	12/20/17
CENTURYLINK	1102027081	1,229.02	12/13/17	12/27/17
SHRED-IT USA LLC	1102027082	75.56	12/13/17	12/19/17
SIDNEY LEX FELKER, P.C.	1102027083	844.20	12/13/17	12/26/17
MATLICK ENTERPRISES INC DBA	1102027085	10,615.67	12/13/17	12/20/17
VERIZON WIRELESS SERVICES LLC	1102027087	2,093.26	12/13/17	12/21/17
COLT WEDDELL	1102027088	125.00	12/13/17	12/20/17
WATER UTILITIES COMM FD DBA	1102027091	211.49	12/20/17	12/29/17
BENCHMARK INSURANCE COMPANY	1102027093	42,597.28	12/20/17	12/28/17
SC FUELS	1102027094	2,320.46	12/20/17	12/28/17
CHASE MASTER CARD	1102027096	4,047.32	12/20/17	12/27/17
COLBY WELDING & RADIATOR, INC.	1102027099	1,410.73	12/20/17	12/28/17
COOKSON DOOR SALES OF AZ, INC	1102027100	437.50	12/20/17	12/28/17
CHRIS FURGESON	1102027103	20.00	12/20/17	12/28/17
GRAINGER	1102027105	40.08	12/20/17	12/28/17
HUGHES FIRE EQUIPMENT, INC.	1102027108	3,291.57	12/20/17	12/28/17
L.N. CURTIS & SONS	1102027110	305.58	12/20/17	12/29/17
BRIAN LOGSDON	1102027111	308.03	12/20/17	12/28/17
CADWELL IRREVOCABLE TRUST III	1102027113	262.08	12/20/17	12/28/17
STANTEC CONSULTING SERV, INC.	1102027116	801.00	12/20/17	12/28/17
TURBO & ELECTRIC SALES, INC	1102027117	1,925.48	12/20/17	12/28/17
MATLICK ENTERPRISES INC DBA	1102027118	11,870.90	12/20/17	12/28/17
POWER ACQUISITION, LLC.	1102027120	1,225.45	12/20/17	12/28/17
ACUITY SPECIALTY PRODUCTS	1102027121	301.48	12/20/17	12/29/17
Status: VOID				Status Total: 6,015.06
MEDIACOM	1102027052	6,015.06	12/06/17	12/07/17
Fund: 1103				Fund Total: 59,843.21
Status: OUTS				Status Total: 21,769.48
CHARITY RELIEF FUND EV FIREFIGHTER	1103017762	121.50	12/01/17	11/29/17
CHARITY FUND EV FIREFIGHTER	1103017763	105.00	12/01/17	11/29/17
CHARITY RELIEF FUND EV FIREFIGHTER	1103017768	121.50	12/15/17	12/13/17
CHARITY FUND EV FIREFIGHTER	1103017769	105.00	12/15/17	12/13/17
JACK C HAFFER	1103017770	116.67	12/15/17	12/20/17
H DOUGLAS TAYLOR	1103017772	1,514.22	12/15/17	12/20/17
JOSE SEPULVEDA	1103017774	1,688.40	12/15/17	12/20/17
MICHAEL AMENT	1103017775	1,628.74	12/15/17	12/20/17
RETIREMENT SYSTEM, ARIZONA STATE	1103017777	7,313.58	12/29/17	12/28/17
AZ FF RETIREE HEALTH TRUST FUND	1103017778	1,625.00	12/29/17	12/28/17
EQUITY, HEALTH	1103017779	4,537.67	12/29/17	12/28/17
SUPPORT PAYMENT CLEARINGHOUSE	1103017780	2,665.70	12/29/17	12/28/17
CHARITY RELIEF FUND EV FIREFIGHTER	1103017781	121.50	12/29/17	12/28/17
CHARITY FUND EV FIREFIGHTER	1103017782	105.00	12/29/17	12/28/17
Status: PAID				Status Total: 38,073.73
CHARITY RELIEF FUND EV FIREFIGHTER	1103017750	121.50	11/03/17	12/01/17
CHARITY FUND EV FIREFIGHTER	1103017751	105.00	11/03/17	12/01/17
CHARITY RELIEF FUND EV FIREFIGHTER	1103017756	121.50	11/17/17	12/01/17
CHARITY FUND EV FIREFIGHTER	1103017757	105.00	11/17/17	12/01/17

RETIREMENT SYSTEM, ARIZONA STATE	1103017758	7,206.88	12/01/17	12/06/17
AZ FF RETIREE HEALTH TRUST FUND	1103017759	1,625.00	12/01/17	12/06/17
EQUITY, HEALTH	1103017760	5,064.00	12/01/17	12/07/17
SUPPORT PAYMENT CLEARINGHOUSE	1103017761	2,665.70	12/01/17	12/07/17
RETIREMENT SYSTEM, ARIZONA STATE	1103017764	7,213.58	12/15/17	12/20/17
AZ FF RETIREE HEALTH TRUST FUND	1103017765	1,625.00	12/15/17	12/20/17
EQUITY, HEALTH	1103017766	4,837.95	12/15/17	12/21/17
SUPPORT PAYMENT CLEARINGHOUSE	1103017767	2,665.70	12/15/17	12/20/17
MICHAEL T GREGORIE	1103017771	611.06	12/15/17	12/26/17
KEVIN L JOHNSTON	1103017773	1,661.95	12/15/17	12/29/17
PAUL BOURGEOIS	1103017776	2,443.91	12/15/17	12/27/17
	Count	Amount		
Total OUTS:	38	56,546.65		
Total PAID:	105	267,816.57		
Total VOID:	1	6,015.06		

Superstition Fire & Medical District Monthly Pinal County Treasurer's Bank Account Reconciliation

100 General Fund

Reconciliation References:

BB	Previous month's bank ending balance / current month's bank beginning balance
A	Interest Income
B	Current month's Pinal County real property tax receipts
C	Current month's Pinal County personal property tax receipts
D	Current month's FDAT receipts
E	Current month's Maricopa County tax receipts
F	Current month's deposits
G	Current month's Accounts Payable disbursements
H	Current month's Payroll disbursements
I	Payroll wire service fees
J	Current month's bank ending balance
K	Accounts Payable checks outstanding at month-end
L	Payroll checks outstanding at month-end
M	Current month's deposits in transit
N	Payroll clearing account balance at month-end
O	Electronic / ACH clearing bank account balance at month-end
P	Cash Balance per G/L Balance Sheet
Q	American Express credit card payment – warrant #1102027036 (paid 12/6/17)
R	Chase MasterCard credit card payment – warrant #1102027096 (paid 12/20/17)



**Superstition Fire & Medical District
General (Fund 100) Cash Reconciliation
Fiscal Year 2017 - 2018
12/31/2017**



	Deposits (Cash Receipts)	Cash Disbursements	Refunded Taxes	Book Balance
Book Balance as of: 12/1/2017				2,688,429.13 (33)
<u>Activity During the Month</u>				
Journal Entries:				
Interest Income (Expense):	1,182.03			1,182.03 (A)
Cash Receipts				
2014 Real Estate Taxes				0.00 (B)
2015 Real Estate Taxes				21,658.05 (B)
2016 Real Estate Taxes	21,658.05			1,013,620.96 (B)
2017 Real Estate Taxes	1,014,108.46		(487.50)	0.00 (B)
2005 Pers. Prop. Taxes				0.00 (B)
2006 Pers. Prop. Taxes				0.00 (B)
2007 Pers. Prop. Taxes				0.00 (B)
2009 Pers. Prop. Taxes				0.00 (B)
2011 Pers. Prop. Taxes	14.52			14.52 (C)
2012 Pers. Prop. Taxes	114.37			114.37 (C)
2013 Pers. Prop. Taxes	30.38			30.38 (C)
2014 Pers. Prop. Taxes	190.97			190.97 (C)
2015 Pers. Prop. Taxes	1,190.14			1,190.14 (C)
2016 Pers. Prop. Taxes	5,756.39		(52.00)	5,704.39 (C)
2017 Pers. Prop. Taxes	115,035.57		(140.08)	114,895.49 (C)
SRP Contributions				-
FDAT	28,879.66			28,879.66 (D)
Maricopa County Taxes	2,128.06			2,128.06 (E)
Deposits	41,450.30			41,450.30 (F)
Revenue Transfer				0.00 (F)
Cash Disbursements				
A) Accounts Payable Activity		(267,816.57)		(267,816.57) (G)
B) Payroll Activity		(1,048,679.12)		(1,048,679.12) (H)
C) Payroll Wire Fees		(75.00)		(75.00) (I)
D) Transfer In / Out				-
D) Transfer In / Out				-
D) Transfer In / Out				-
D) Transfer In / Out				-
E) Refund Interest				0.00
	<u>\$1,231,738.90</u>	<u>(1,316,570.69)</u>		<u>2,597,917.76</u>
<u>Pinal County Bank Balance</u>				
Ending Bank Balance as of: 12/31/2017		Balance from YTD Column		3,274,811.96 (J)
Less: Line of Credit Advances				
Less: Line of Credit Interest				
Plus: Line of Credit Payments				
Less: Outstanding Warrants				
		Check #		
		(K) (34,777.17)		
		(L) (21,769.48)	(56,546.65)	
Less: Transfer in Transit to 150 Fund			0.00	
Less: Transfer in Transit to 150 Fund			0.00	
Plus: Deposit in Transit			365.00 (M)	
Plus: Deposit in Transit			0.00	
			<u>3,218,130.31</u>	
		Cash Balance in Payroll Clearing Account	100.00 (N)	
		Cash Balance in Electronic / ACH Clearing Account	375.00 (O)	
		Petty Cash	100.00	
			<u>3,218,705.31</u>	
Prepared by: <i>Joseph Duke 1/3/18</i>		Balance per B/S	3,218,705.31 (P)	
Reviewed by: <i>Roger Wood 1/4/18</i>		Difference	0.00	



Pinal County Treasurer

Monthly Statement

Date Range: 12/1/2017 to 12/31/2017

Account	Period	YTD	
6116421001	Superstition Fire & Medical District		
Begin Balance:	3,012,990.81	1,498,102.93	
Income:	1,231,059.32	9,136,923.42	
LOC Advance:	.00	625,913.19	
Expense:	(969,738.17)	(7,360,714.39)	LOC: .00
LOC Payments:	.00	(625,913.19)	Warrants Outstanding: (56,546.65)
Cash Balance:	⑤ 3,274,311.96	3,274,311.96	End: 3,217,765.31

Monthly Statement Summary

Source Code	Description	MTDAmount	YTDAmount
6116421001	Superstition Fire & Medical District	Beginning Balance: 3,012,990.81	1,498,102.93
11100.2015	2015 Real Estate Taxes	.00	2.54
11100.2016	2016 Real Estate Taxes	21,658.05	106,906.14
11100.2017	2017 Real Estate Taxes	1,013,620.96	6,754,904.73
12100.2005	2005 Personal Property Taxes	.00	7.92
12100.2006	2006 Personal Property Taxes	.00	30.12
12100.2007	2007 Personal Property Taxes	.00	114.67
12100.2008	2008 Personal Property Taxes	.00	170.37
12100.2009	2009 Personal Property Taxes	.00	253.13
12100.2010	2010 Personal Property Taxes	.00	189.07
12100.2011	2011 Personal Property Taxes	14.52	389.01
12100.2012	2012 Personal Property Taxes	114.37	471.39
12100.2013	2013 Personal Property Taxes	30.38	4,457.68
12100.2014	2014 Personal Property Taxes	190.97	1,526.46
12100.2015	2015 Personal Property Taxes	1,190.14	3,512.44
12100.2016	2016 Personal Property Taxes	5,704.39	17,832.59
12100.2017	2017 Personal Property Taxes	114,895.49	669,435.98
14100.0	Salt River Contribution	.00	176,593.16
15130.0	Contributions Fire Assistance	28,879.66	373,096.96
15150.0	Maricopa County Tax Collection	2,128.06	10,604.38
21100.41	Wells Fargo Repo Investment Interest	377.08	749.68
21100.43	Wells Fargo Trust Investment Interest	34.73	73.91
21100.46	Wells Fargo Investment Investment Interest	6.93	1,988.12
21100.70	Vining Sparks Investment Interest	657.50	3,130.08
21100.80	Stifel Nicolaus & Company Investment Interest	105.79	992.51
73160.0	Deposits	41,450.30	334,913.87
73750.0	Revenue Transfer	.00	48,663.32
76100.0	Line of Credit Advance	.00	625,913.19
90400.0	Refund Interest	.00	(36.96)
90930.0	Warrants Redeemed	(267,816.57)	(1,662,686.87)
91010.0	Line of Credit Payments	.00	(625,913.19)
91020.0	Line of Credit Interest Payment	.00	(1,213.90)
91220.0	Disbursed by County Treasurer	(701,846.60)	(5,070,488.47)
91280.0	Outgoing Wire Fee	(60.00)	(300.00)
91290.0	Outgoing Wire Surcharge	(15.00)	(75.00)
	Ending Balance:	3,274,311.96	3,274,311.96

Monthly Statement Detail

Date	Notes	Doc #	Amount	C/D
6116421001	Superstition Fire & Medical District		Beginning Balance: 3,012,990.81	




Pinal County Treasurer

Monthly Statement

Date Range: 12/1/2017 to 12/31/2017

11100.2016 2016 Real Estate Taxes			Source Code Total: 21,658.05	
12/01	Tax Distribution	0	561.58	C
12/01	Tax Distribution	0	3,316.58	C
12/04	Tax Distribution	0	419.86	C
12/05	Tax Distribution	0	303.08	C
12/06	Tax Distribution	0	508.20	C
12/06	Tax Distribution	0	232.45	C
12/06	Tax Distribution	0	238.84	C
12/06	Tax Distribution	0	297.68	C
12/07	Tax Distribution	0	56.06	C
12/07	Tax Distribution	0	1,174.81	C
12/07	Tax Distribution	0	243.49	C
12/08	Tax Distribution	0	198.22	C
12/08	Tax Distribution	0	306.99	C
12/08	Tax Distribution	0	63.54	C
12/11	Tax Distribution	0	98.77	C
12/11	Tax Distribution	0	3,527.78	C
12/11	Tax Distribution	0	52.91	C
12/12	Tax Distribution	0	235.83	C
12/12	Tax Distribution	0	482.82	C
12/12	Tax Distribution	0	15.37	C
12/13	Tax Distribution	0	5.67	C
12/13	Tax Distribution	0	207.51	C
12/14	Tax Distribution	0	546.92	C
12/14	Tax Distribution	0	76.99	C
12/14	Tax Distribution	0	154.18	C
12/15	Tax Distribution	0	87.27	C
12/15	Tax Distribution	0	82.04	C
12/15	Tax Distribution	0	18.44	C
12/15	Tax Distribution	0	61.59	C
12/18	Tax Distribution	0	96.85	C
12/18	Tax Distribution	0	647.62	C
12/18	Tax Distribution	0	123.48	C
12/20	Tax Distribution	0	479.85	C
12/20	Tax Distribution	0	24.90	C
12/20	Tax Distribution	0	425.86	C
12/21	Tax Distribution	0	190.52	C
12/22	Tax Distribution	0	296.66	C
12/22	Tax Distribution	0	986.83	C
12/22	Tax Distribution	0	84.56	C
12/26	Tax Distribution	0	16.72	C
12/27	Tax Distribution	0	89.29	C
12/27	Tax Distribution	0	683.38	C
12/27	Tax Distribution	0	247.39	C
12/28	Tax Distribution	0	136.08	C
12/29	Tax Distribution	0	222.99	C
12/29	Tax Distribution	0	535.06	C
12/29	Tax Distribution	0	719.29	C
12/29	Tax Distribution	0	769.23	C
12/29	Tax Distribution	0	1,306.02	C
11100.2017 2017 Real Estate Taxes			Source Code Total: 1,013,620.96	
12/01	Tax Distribution	0	7,511.91	C
12/01	Tax Distribution	0	6,666.44	C
12/01	Tax Distribution	0	8,259.22	C
12/01	Tax Distribution	0	391.88	C
12/04	Tax Distribution	0	(487.50)	C
12/04	Tax Distribution	0	5,809.84	C

+487⁵⁰
1,014,108⁴⁶



Pinal County Treasurer

Monthly Statement

Date Range: 12/1/2017 to 12/31/2017

12/04	Tax Distribution	0	7,044.02	C
12/04	Tax Distribution	0	3,530.86	C
12/05	Tax Distribution	0	952.84	C
12/05	Tax Distribution	0	11,699.00	C
12/05	Tax Distribution	0	33,205.49	C
12/05	Tax Distribution	0	5,509.64	C
12/06	Tax Distribution	0	11,500.59	C
12/06	Tax Distribution	0	15,869.33	C
12/06	Tax Distribution	0	21,940.67	C
12/06	Tax Distribution	0	12,481.03	C
12/07	Tax Distribution	0	3,687.16	C
12/07	Tax Distribution	0	4,832.63	C
12/07	Tax Distribution	0	11,129.74	C
12/07	Tax Distribution	0	8,290.54	C
12/08	Tax Distribution	0	11,593.30	C
12/08	Tax Distribution	0	8,452.95	C
12/08	Tax Distribution	0	10,279.25	C
12/08	Tax Distribution	0	1,181.42	C
12/11	Tax Distribution	0	3,810.81	C
12/11	Tax Distribution	0	7,041.34	C
12/11	Tax Distribution	0	6,122.86	C
12/12	Tax Distribution	0	18,921.77	C
12/12	Tax Distribution	0	6,624.94	C
12/12	Tax Distribution	0	16,397.59	C
12/13	Tax Distribution	0	11,773.00	C
12/13	Tax Distribution	0	6,170.36	C
12/13	Tax Distribution	0	14,309.24	C
12/14	Tax Distribution	0	20,084.04	C
12/14	Tax Distribution	0	12,977.13	C
12/14	Tax Distribution	0	23,990.32	C
12/14	Tax Distribution	0	2,318.22	C
12/15	Tax Distribution	0	12,609.52	C
12/15	Tax Distribution	0	10,299.64	C
12/15	Tax Distribution	0	19,611.83	C
12/15	Tax Distribution	0	2,658.83	C
12/18	Tax Distribution	0	3,383.02	C
12/18	Tax Distribution	0	13,535.46	C
12/18	Tax Distribution	0	846.06	C
12/18	Tax Distribution	0	9,401.24	C
12/19	Tax Distribution	0	30,652.21	C
12/19	Tax Distribution	0	42,014.10	C
12/19	Tax Distribution	0	5,201.58	C
12/20	Tax Distribution	0	10,781.07	C
12/20	Tax Distribution	0	18,279.97	C
12/20	Tax Distribution	0	11,376.69	C
12/21	Tax Distribution	0	35,494.34	C
12/21	Tax Distribution	0	1,038.06	C
12/22	Tax Distribution	0	32,724.24	C
12/22	Tax Distribution	0	13,891.54	C
12/22	Tax Distribution	0	547.12	C
12/26	Tax Distribution	0	13,165.68	C
12/26	Tax Distribution	0	4,741.10	C
12/27	Tax Distribution	0	89,290.95	C
12/27	Tax Distribution	0	4,585.70	C
12/27	Tax Distribution	0	15,674.69	C
12/27	Tax Distribution	0	19,529.05	C
12/27	Tax Distribution	0	38,234.99	C



Pinal County Treasurer

Monthly Statement

Date Range: 12/1/2017 to 12/31/2017

12/27	Tax Distribution	0	14,967.00	C
12/28	Tax Distribution	0	73,322.61	C
12/28	Tax Distribution	0	2,615.53	C
12/28	Tax Distribution	0	3,177.58	C
12/28	Tax Distribution	0	27,640.46	C
12/29	Tax Distribution	0	23,284.10	C
12/29	Tax Distribution	0	7,235.37	C
12/29	Tax Distribution	0	22,980.20	C
12/29	Tax Distribution	0	12,216.94	C
12/29	Tax Distribution	0	4,738.62	C
12100.2011 2011 Personal Property Taxes			Source Code Total:	14.52
12/29	Tax Distribution	0	14.52	C
12100.2012 2012 Personal Property Taxes			Source Code Total:	114.37
12/04	Tax Distribution	0	15.42	C
12/21	Tax Distribution	0	12.39	C
12/29	Tax Distribution	0	15.34	C
12/29	Tax Distribution	0	71.22	C
12100.2013 2013 Personal Property Taxes			Source Code Total:	30.38
12/06	Tax Distribution	0	12.49	C
12/29	Tax Distribution	0	17.89	C
12100.2014 2014 Personal Property Taxes			Source Code Total:	190.97
12/04	Tax Distribution	0	39.66	C
12/08	Tax Distribution	0	25.84	C
12/08	Tax Distribution	0	37.83	C
12/20	Tax Distribution	0	44.96	C
12/29	Tax Distribution	0	42.68	C
12100.2015 2015 Personal Property Taxes			Source Code Total:	1,190.14
12/04	Tax Distribution	0	50.42	C
12/06	Tax Distribution	0	21.02	C
12/07	Tax Distribution	0	232.95	C
12/08	Tax Distribution	0	12.18	C
12/08	Tax Distribution	0	172.00	C
12/12	Tax Distribution	0	85.81	C
12/13	Tax Distribution	0	1.84	C
12/14	Tax Distribution	0	351.25	C
12/14	Tax Distribution	0	15.95	C
12/18	Tax Distribution	0	20.04	C
12/18	Tax Distribution	0	63.30	C
12/19	Tax Distribution	0	12.50	C
12/28	Tax Distribution	0	59.61	C
12/29	Tax Distribution	0	48.65	C
12/29	Tax Distribution	0	42.62	C
12100.2016 2016 Personal Property Taxes			Source Code Total:	5,704.39
12/01	Tax Distribution	0	29.68	C
12/01	Tax Distribution	0	37.69	C
12/04	Tax Distribution	0	77.28	C
12/04	Tax Distribution	0	33.74	C
12/05	Tax Distribution	0	12.57	C
12/05	Tax Distribution	0	26.14	C
12/06	Tax Distribution	0	345.31	C
12/06	Tax Distribution	0	338.69	C
12/06	Tax Distribution	0	30.44	C
12/07	Tax Distribution	0	2,078.81	C
12/08	Tax Distribution	0	66.81	C
12/08	Tax Distribution	0	172.60	C
12/08	Tax Distribution	0	13.15	C
12/11	Tax Distribution	0	19.74	C

+52⁰⁰
 —
 5,756³⁹



Pinal County Treasurer

Monthly Statement

Date Range: 12/1/2017 to 12/31/2017

12/11	Tax Distribution	0	68.17	C
12/12	Tax Distribution	0	13.41	C
12/12	Tax Distribution	0	48.02	C
12/13	Tax Distribution	0	71.69	C
12/14	Tax Distribution	0	899.21	C
12/14	Tax Distribution	0	75.96	C
12/14	Tax Distribution	0	58.94	C
12/15	Tax Distribution	0	99.30	C
12/15	Tax Distribution	0	127.29	C
12/18	Tax Distribution	0	107.32	C
12/19	Tax Distribution	0	112.51	C
12/19	Tax Distribution	0	38.75	C
12/20	Tax Distribution	0	252.53	C
12/20	Tax Distribution	0	156.77	C
12/22	Tax Distribution	0	7.15	C
12/22	Tax Distribution	0	54.70	C
12/27	Tax Distribution	0	(52.00)	C
12/27	Tax Distribution	0	28.07	C
12/27	Tax Distribution	0	53.55	C
12/28	Tax Distribution	0	58.37	C
12/29	Tax Distribution	0	9.60	C
12/29	Tax Distribution	0	43.48	C
12/29	Tax Distribution	0	50.84	C
12/29	Tax Distribution	0	38.11	C
12100.2017 2017 Personal Property Taxes			Source Code Total: 114,895.49	
12/01	Tax Distribution	0	838.93	C
12/01	Tax Distribution	0	1,990.23	C
12/01	Tax Distribution	0	341.36	C
12/01	Tax Distribution	0	14.05	C
12/04	Tax Distribution	0	390.89	C
12/04	Tax Distribution	0	1,256.86	C
12/04	Tax Distribution	0	293.22	C
12/05	Tax Distribution	0	134.05	C
12/05	Tax Distribution	0	1,932.78	C
12/05	Tax Distribution	0	903.04	C
12/05	Tax Distribution	0	1,252.50	C
12/06	Tax Distribution	0	2,220.18	C
12/06	Tax Distribution	0	2,697.09	C
12/06	Tax Distribution	0	4,366.86	C
12/06	Tax Distribution	0	837.75	C
12/07	Tax Distribution	0	1,010.13	C
12/07	Tax Distribution	0	448.65	C
12/07	Tax Distribution	0	2,741.18	C
12/07	Tax Distribution	0	912.50	C
12/08	Tax Distribution	0	2,156.80	C
12/08	Tax Distribution	0	1,700.97	C
12/08	Tax Distribution	0	941.77	C
12/08	Tax Distribution	0	761.42	C
12/11	Tax Distribution	0	231.98	C
12/11	Tax Distribution	0	683.11	C
12/11	Tax Distribution	0	1,840.61	C
12/12	Tax Distribution	0	1,105.90	C
12/12	Tax Distribution	0	1,222.40	C
12/12	Tax Distribution	0	2,618.87	C
12/13	Tax Distribution	0	1,568.25	C
12/13	Tax Distribution	0	1,075.48	C
12/13	Tax Distribution	0	3,367.93	C

+14008
 115,035.87



Pinal County Treasurer

Monthly Statement

Date Range: 12/1/2017 to 12/31/2017

12/14	Tax Distribution	0	(140.08)	C
12/14	Tax Distribution	0	2,367.72	C
12/14	Tax Distribution	0	1,314.42	C
12/14	Tax Distribution	0	2,621.85	C
12/14	Tax Distribution	0	258.33	C
12/15	Tax Distribution	0	1,247.65	C
12/15	Tax Distribution	0	2,849.55	C
12/15	Tax Distribution	0	2,083.88	C
12/15	Tax Distribution	0	115.41	C
12/18	Tax Distribution	0	481.28	C
12/18	Tax Distribution	0	2,123.88	C
12/18	Tax Distribution	0	66.77	C
12/18	Tax Distribution	0	1,634.74	C
12/19	Tax Distribution	0	4,262.30	C
12/19	Tax Distribution	0	3,322.17	C
12/19	Tax Distribution	0	1,056.54	C
12/20	Tax Distribution	0	2,507.69	C
12/20	Tax Distribution	0	1,481.18	C
12/20	Tax Distribution	0	1,781.80	C
12/21	Tax Distribution	0	3,351.04	C
12/21	Tax Distribution	0	256.68	C
12/22	Tax Distribution	0	6,640.24	C
12/22	Tax Distribution	0	1,586.42	C
12/26	Tax Distribution	0	1,304.31	C
12/26	Tax Distribution	0	560.12	C
12/27	Tax Distribution	0	3,443.18	C
12/27	Tax Distribution	0	2,623.23	C
12/27	Tax Distribution	0	1,996.87	C
12/27	Tax Distribution	0	1,503.55	C
12/27	Tax Distribution	0	2,550.02	C
12/28	Tax Distribution	0	7,441.93	C
12/28	Tax Distribution	0	90.34	C
12/28	Tax Distribution	0	213.55	C
12/28	Tax Distribution	0	978.33	C
12/29	Tax Distribution	0	1,668.08	C
12/29	Tax Distribution	0	963.62	C
12/29	Tax Distribution	0	1,315.51	C
12/29	Tax Distribution	0	1,113.65	C
15130.0	Contributions Fire Assistance			Source Code Total: 28,879.66
12/01	Fire District Assistance Tax 0.277400	0	623.07	C
12/04	Fire District Assistance Tax 0.277400	0	420.78	C
12/05	Fire District Assistance Tax 0.277400	0	1,447.03	C
12/06	Fire District Assistance Tax 0.277400	0	1,720.40	C
12/07	Fire District Assistance Tax 0.277400	0	1,182.63	C
12/08	Fire District Assistance Tax 0.277400	0	1,240.06	C
12/11	Fire District Assistance Tax 0.277400	0	517.28	C
12/12	Fire District Assistance Tax 0.277400	0	1,768.24	C
12/13	Fire District Assistance Tax 0.277400	0	1,058.69	C
12/14	Fire District Assistance Tax 0.277400	0	1,889.10	C
12/15	Fire District Assistance Tax 0.277400	0	1,022.93	C
12/18	Fire District Assistance Tax 0.277400	0	1,311.01	C
12/19	Fire District Assistance Tax 0.277400	0	2,435.42	C
12/20	Fire District Assistance Tax 0.277400	0	979.26	C
12/21	Fire District Assistance Tax 0.277400	0	1,285.97	C
12/22	Fire District Assistance Tax 0.277400	0	1,535.13	C
12/26	Fire District Assistance Tax 0.277400	0	632.51	C
12/27	Fire District Assistance Tax 0.277400	0	3,227.73	C



Pinal County Treasurer

Monthly Statement

Date Range: 12/1/2017 to 12/31/2017

12/28	Fire District Assistance Tax 0.277400	0	3,132.62	C
12/29	Fire District Assistance Tax 0.277400	0	1,449.80	C
15150.0 Maricopa County Tax Collection			Source Code Total: 2,128.06	
12/15	Superstition Fire Proceeds from Maricopa Co Wired	0	2,128.06	C
21100.41 Wells Fargo Repo Investment Interest			Source Code Total: 377.08	
12/04	Investment Interest	0	377.08	C
21100.43 Wells Fargo Trust Investment Interest			Source Code Total: 34.73	
12/04	Investment Interest	0	34.73	C
21100.46 Wells Fargo Investment Investment Interest			Source Code Total: 6.93	
12/11	Investment Interest	0	6.93	C
21100.70 Vining Sparks Investment Interest			Source Code Total: 657.50	
12/08	Investment Interest	0	75.67	C
12/20	Investment Interest	0	93.71	C
12/22	Investment Interest	0	278.17	C
12/26	Investment Interest	0	92.24	C
12/27	Investment Interest	0	117.71	C
21100.80 Stifel Nicolaus & Company Investment Interest			Source Code Total: 105.79	
12/28	Investment Interest	0	105.79	C
73160.0 Deposits			Source Code Total: 41,450.30	
12/06	100.10.45900.10 R Bellafore/inv 4343/CASH A	0	10.00	C ✓
12/06	100.10.43500.41 J Christensen/inv 4327/CASH B	0	3.00	C
12/06	100.10.43500.41 SupersititonOKCorral/inv 4330/1471	0	400.00	C
12/06	100.10.42600.15 MetroReport/inv 4326/ck 111319388	0	20.00	C
12/06	100.10.42600.15 WrightWeldkerPaoule/inv 4329/2519	0	20.00	C
12/06	100.10.42600.15 M Trauscht/inv 4328/ck 17203	0	20.00	C
12/06	100.10.42700.50 FirstBaptistChurch/inv 4344/17877	0	50.00	C ✓
12/06	100.10.42700.50 SpecialElectronic/inv 4331/ck 7605	0	100.00	C
12/06	100.20.62140.20 McNeil&Co/inv 4342/ck 161796	0	247.75	C ✓
12/06	100.10.53965.10 PSPRS/inv 4302/ck 207184	0	816.26	C ✓
12/06	100.10.53965.10	0	790.00	C ✓
12/14	WIRED MONEY TO GENERAL FUND	0	350.00	C ✓
12/20	100.10.43500.41 Dustin Farber/inv 4348/CASH A	0	12.00	C ✓
12/20	100.10.43500.41 Donald Chudy PC/inv 4349/ck 4768	0	80.00	C ✓
12/20	100.10.43500.41 Branson PT/inv 4350/ck 3813	0	120.00	C ✓
12/20	100.10.42600.15 American Retrieval/inv 4352/286633	0	20.00	C ✓
12/20	100.10.42600.15 American Retrieval /inv 4345/28031	0	20.00	C ✓
12/20	100.10.45900.10 ThursdayGCMeetings/inv 4346/1048	0	30.00	C ✓
12/20	100.10.42700.50 Boydston Ent/inv 4353/ck 10860	0	50.00	C ✓
12/20	100.10.42700.50 Boydston Ent/inv 4362/ck 10863	0	150.00	C ✓
12/20	100.10.42700.50 FPA Ltd/inv 4351/ck 1748	0	250.00	C ✓
12/20	100.10.45900.10 Colby Mngmnt/inv 4347/ck 67835	0	10.00	C ✓
12/20	100.20.62140.20	0	931.88	C ✓
12/20	100.10.53965.10 P Gallagher/inv 4332/ck 1965	0	252.38	C ✓
12/20	100.10.53965.10 J Hafer/inv 4335/ck 5330	0	219.43	C ✓
12/20	100.10.43200.20 FLOFD/Inv 4310/ck 108486	0	2,032.21	C ✓
12/20	100.10.43200.20 ARISLD/in 4356,4355,4274/8570809	0	33,803.92	C ✓
12/20	100.10.42200.41 ANTSIT/inv 4359/ck 19389	0	641.47	C ✓
90930.0 Warrants Redeemed			Source Code Total: (267,816.57)	
12/01	Paid Warrants	0	(453.00)	D
12/04	Paid Warrants	0	(3,250.00)	D
12/05	Paid Warrants	0	(5,047.81)	D
12/06	Paid Warrants	0	(15,198.60)	D
12/07	Paid Warrants	0	(11,675.30)	D
12/08	Paid Warrants	0	(10,374.17)	D
12/11	Paid Warrants	0	(196.80)	D
12/12	Paid Warrants	0	(7,408.17)	D
12/13	Paid Warrants	0	(9,164.61)	D



Pinal County Treasurer

Monthly Statement

Date Range: 12/1/2017 to 12/31/2017

12/14	Paid Warrants	0	(81,530.48)	D
12/15	Paid Warrants	0	(1,702.26)	D
12/18	Paid Warrants	0	(594.09)	D
12/19	Paid Warrants	0	(1,507.67)	D
12/20	Paid Warrants	0	(27,594.44)	D
12/21	Paid Warrants	0	(8,202.94)	D
12/22	Paid Warrants	0	(410.61)	D
12/26	Paid Warrants	0	(4,790.03)	D
12/27	Paid Warrants	0	(8,875.82)	D
12/28	Paid Warrants	0	(66,510.56)	D
12/29	Paid Warrants	0	(3,329.21)	D
91220.0 Disbursed by County Treasurer			Source Code Total: (701,846.60)	
12/13	FIRE EMPLOYEES PAYROLL DIRECT DEPOSIT	0	(196,115.96)	D
12/13	FIRE DISTRICT FEDERAL & STATE P/R TAXES	0	(48,648.92)	D
12/13	FIRE DISTRICT 457, UNION DUES, PAC	0	(37,770.81)	D
12/20	Fire Employees Payroll Direct Deposit	0	(103,491.47)	D
12/20	Fire District Fed & State P/R Taxes	0	(10,451.42)	D
12/27	FIRE EMPLOYEES PAYROLL DIRECT DEPOSIT	0	(214,594.00)	D
12/27	FIRE DISTRICT FEDERAL & STATE P/R TAXES	0	(52,389.74)	D
12/27	FIRE DISTRICT 457, UNION DUES, PAC	0	(38,384.28)	D
91280.0 Outgoing Wire Fee			Source Code Total: (60.00)	
12/13	WIRE TRANSFER CHG P/R	0	(20.00)	D
12/20	Wire Transfer Chg P/R	0	(20.00)	D
12/27	WIRE TRANSFER CHG P/R	0	(20.00)	D
91290.0 Outgoing Wire Surcharge			Source Code Total: (15.00)	
12/13	WIRE TRANSFER CHG P/R	0	(5.00)	D
12/20	Wire Transfer Chg P/R	0	(5.00)	D
12/27	WIRE TRANSFER CHG P/R	0	(5.00)	D

6116421001 Superstition Fire & Medical District **Ending Balance: 3,274,311.96**

Warrant Detail

Payee Name	Warrant	Amount	Issue Dt	Status Dt	Voucher
6116421001 Superstition Fire & Medical District					Account Total: 330,378.28
Fund: 1102					Fund Total: 270,535.07
Status: OUTS					Status Total: 34,777.17 (K)
DUSTIN M. FARBER	1102026729	96.61	08/23/17	08/23/17	
KANSAS STATE BANK OF MANHATTAN	1102026794	158.41	09/12/17	09/13/17	
KANSAS STATE BANK OF MANHATTAN	1102026891	158.41	10/18/17	10/18/17	
KANSAS STATE BANK OF MANHATTAN	1102027000	158.41	11/15/17	11/15/17	
APACHE JUNCTION UNIFIED	1102027008	3,020.23	11/29/17	11/29/17	
GINCO PLUMBING LLC	1102027020	840.86	11/29/17	11/29/17	
VISION SERVICE PLAN	1102027064	781.39	12/06/17	12/06/17	
CYMA SYSTEMS INC	1102027074	1,679.69	12/13/17	12/13/17	
ST HELEN AUTO & HARDWARE, INC.	1102027079	59.07	12/13/17	12/13/17	
SUPERSTITION SAFETY SERV, LLC	1102027084	98.11	12/13/17	12/13/17	
AFLAC	1102027089	7,798.95	12/20/17	12/21/17	
APACHE JUNCTION UNIFIED	1102027090	2,496.08	12/20/17	12/21/17	
ARIZONA WATER COMPANY, INC.	1102027092	258.13	12/20/17	12/21/17	
JASON CHAPMAN	1102027095	20.00	12/20/17	12/21/17	
CITY OF MESA	1102027098	13,011.50	12/20/17	12/21/17	
MATT DOLD	1102027101	20.00	12/20/17	12/21/17	
FRONTIER SHOP SUPPLIES, INC	1102027102	17.45	12/20/17	12/21/17	
TINA GEROLA	1102027104	262.40	12/20/17	12/21/17	
GREEN & BAKER LTD	1102027106	3,030.00	12/20/17	12/21/17	
ROBERT HORNE FORD	1102027107	406.51	12/20/17	12/21/17	
KANSAS STATE BANK OF MANHATTAN	1102027109	158.41	12/20/17	12/21/17	
PINAL COUNTY RECORDER'S OFFICE	1102027112	16.00	12/20/17	12/21/17	
PHOENIX TECHNOLOGY SOLUTIONS	1102027114	66.00	12/20/17	12/21/17	



Pinal County Treasurer

Monthly Statement

Date Range: 12/1/2017 to 12/31/2017

Vendor Name	Account Number	Amount	Payment Date	Statement Date
CENTURYLINK	1102027115	164.55	12/20/17	12/21/17
Status: PAID				Status Total: 229,742.84
TOSHIBA BUSINESS SOLUTIONS, INC	1102027006	317.08	11/15/17	12/05/17
WATER UTILITIES COMM FD DBA	1102027009	263.81	11/29/17	12/07/17
APACHE TRAIL AUTO SUPPLY, LLC	1102027010	546.08	11/29/17	12/07/17
ARIZONA WATER COMPANY, INC.	1102027011	540.76	11/29/17	12/06/17
BOUND TREE MEDICAL LLC	1102027012	2,218.18	11/29/17	12/05/17
CITY OF MESA	1102027013	10,374.17	11/29/17	12/08/17
COOKSON DOOR SALES OF AZ, INC	1102027014	1,238.48	11/29/17	12/06/17
DUPUIS, ALEX	1102027015	3,250.00	11/29/17	12/04/17
FIRST CHOICE AUTO GLASS, INC.	1102027016	247.75	11/29/17	12/07/17
FLEETPRIDE, INC	1102027017	251.69	11/29/17	12/05/17
CSC ELECTRICAL CONTRACTOR, LLC	1102027018	560.33	11/29/17	12/18/17
FREIGHTLINER OF ARIZONA, LLC	1102027019	240.35	11/29/17	12/05/17
LIBERTY WATER COMPANY, INC.	1102027021	55.17	11/29/17	12/06/17
LIBERTY WATER COMPANY, INC.	1102027022	100.42	11/29/17	12/06/17
GREEN & BAKER LTD	1102027023	90.00	11/29/17	12/15/17
ROBERT HORNE FORD	1102027024	257.23	11/29/17	12/07/17
HUGHES FIRE EQUIPMENT, INC.	1102027025	261.33	11/29/17	12/06/17
L.N. CURTIS & SONS	1102027026	81.20	11/29/17	12/07/17
MAGIC PEST CONTROL	1102027027	516.66	11/29/17	12/07/17
MESA DISCOUNT, INC	1102027028	1,633.93	11/29/17	12/07/17
REDBURN TIRE COMPANY, INC.	1102027029	2,020.51	11/29/17	12/05/17
MATLICK ENTERPRISES INC DBA	1102027030	3,435.85	11/29/17	12/06/17
WAXIE'S ENTERPRISES, INC	1102027032	398.94	11/29/17	12/07/17
POWER ACQUISITION, LLC.	1102027033	734.71	11/29/17	12/06/17
AA COOLING AND HEATING LLC	1102027034	30.00	12/06/17	12/15/17
AETNA BEHAVIORAL HEALTH, LLC	1102027035	768.00	12/06/17	12/12/17
AMERICAN EXPRESS CORPORATE	1102027036	41.21	12/06/17	12/13/17
AMERIGAS PROPANE LP	1102027037	65.52	12/06/17	12/14/17
ARIZONA WATER COMPANY, INC.	1102027038	187.28	12/06/17	12/15/17
ARIZONAWATERCONDITIONING DBA	1102027039	405.83	12/06/17	12/15/17
BEST HARDWARE	1102027040	33.76	12/06/17	12/18/17
CITY OF MESA	1102027041	1,068.75	12/06/17	12/13/17
JEFF CRANMER	1102027042	246.00	12/06/17	12/14/17
EMPLOYERS DENTAL SERVICES, INC	1102027043	5,275.43	12/06/17	12/12/17
EMPIRE SOUTHWEST, LLC	1102027044	176.74	12/06/17	12/12/17
EAST VALLEY WELLNESS CENTER	1102027045	2,400.00	12/06/17	12/13/17
FRONTIER SHOP SUPPLIES, INC	1102027046	37.75	12/06/17	12/15/17
CHRIS FURGESON	1102027047	1,188.00	12/06/17	12/12/17
WEX BANK DBA	1102027048	951.40	12/06/17	12/15/17
LORI ANN HLAVIN	1102027049	196.80	12/06/17	12/11/17
ROBERT HORNE FORD	1102027050	89.52	12/06/17	12/14/17
MAGIC PEST CONTROL	1102027051	298.04	12/06/17	12/14/17
RV STRIPES & GRAPHICS, INC.	1102027053	88.11	12/06/17	12/19/17
SALT RIVER PROJECT	1102027054	3,452.14	12/06/17	12/13/17
SOUTHWEST GAS CORPORATION	1102027055	142.60	12/06/17	12/14/17
STANDARD INSURANCE COMPANY	1102027056	4,235.91	12/06/17	12/14/17
SUPERSTITION MOUNTAINS CFD #1	1102027057	128.99	12/06/17	12/14/17
THOMAS PIPE & SUPPLY, LLC	1102027058	33.45	12/06/17	12/13/17
TOSHIBA BUSINESS SOLUTIONS, INC	1102027059	200.25	12/06/17	12/21/17
UNITED ARIZONA FIREFIGHTERS	1102027060	70,308.84	12/06/17	12/14/17
MATLICK ENTERPRISES INC DBA	1102027061	1,458.49	12/06/17	12/13/17
UNIFIRST CORPORATION	1102027062	1,155.57	12/06/17	12/27/17
U S BANK	1102027063	433.33	12/06/17	12/13/17
POWER ACQUISITION, LLC.	1102027065	277.24	12/06/17	12/13/17
MEDIACOM	1102027066	5,691.84	12/07/17	12/14/17
MEDIACOM	1102027067	323.22	12/07/17	12/14/17
ALLIED WASTE TRANS, INC.	1102027068	410.61	12/13/17	12/22/17
APACHE TRAIL AUTO SUPPLY, LLC	1102027069	848.71	12/13/17	12/29/17
AZ DEPT OF REVENUE-SALES TAX	1102027070	49.89	12/13/17	12/21/17
BANNER OCCUPATIONAL HEALTH	1102027071	275.00	12/13/17	12/20/17



Pinal County Treasurer

Monthly Statement

Date Range: 12/1/2017 to 12/31/2017

BUD'S BULK ICE SERVICE, INC	1102027072	634.77	12/13/17	12/26/17
CITY OF APACHE JUNCTION	1102027073	4,972.42	12/13/17	12/20/17
EFFICIENT ROOFING, LLC	1102027075	2,700.00	12/13/17	12/26/17
MIKE FARBER	1102027076	1,344.00	12/13/17	12/19/17
FIRST CHOICE AUTO GLASS, INC.	1102027077	931.88	12/13/17	12/21/17
WITMER PUBLIC SAFETY GROUP INC	1102027078	89.71	12/13/17	12/21/17
PIONEER DISTRIBUTING CO., INC.	1102027080	102.07	12/13/17	12/20/17
CENTURYLINK	1102027081	1,229.02	12/13/17	12/27/17
SHRED-IT USA LLC	1102027082	75.56	12/13/17	12/19/17
SIDNEY LEX FELKER, P.C.	1102027083	844.20	12/13/17	12/26/17
MATLICK ENTERPRISES INC DBA	1102027085	10,615.67	12/13/17	12/20/17
VERIZON WIRELESS SERVICES LLC	1102027087	2,093.26	12/13/17	12/21/17
COLT WEDDELL	1102027088	125.00	12/13/17	12/20/17
WATER UTILITIES COMM FD DBA	1102027091	211.49	12/20/17	12/29/17
BENCHMARK INSURANCE COMPANY	1102027093	42,597.28	12/20/17	12/28/17
SC FUELS	1102027094	2,320.46	12/20/17	12/28/17
CHASE MASTER CARD	1102027096	4,047.32	12/20/17	12/27/17
COLBY WELDING & RADIATOR, INC.	1102027099	1,410.73	12/20/17	12/28/17
COOKSON DOOR SALES OF AZ, INC	1102027100	437.50	12/20/17	12/28/17
CHRIS FURGESON	1102027103	20.00	12/20/17	12/28/17
GRAINGER	1102027105	40.08	12/20/17	12/28/17
HUGHES FIRE EQUIPMENT, INC.	1102027108	3,291.57	12/20/17	12/28/17
L.N. CURTIS & SONS	1102027110	305.58	12/20/17	12/29/17
BRIAN LOGSDON	1102027111	308.03	12/20/17	12/28/17
CADWELL IRREVOCABLE TRUST III	1102027113	262.08	12/20/17	12/28/17
STANTEC CONSULTING SERV, INC.	1102027116	801.00	12/20/17	12/28/17
TURBO & ELECTRIC SALES, INC	1102027117	1,925.48	12/20/17	12/28/17
MATLICK ENTERPRISES INC DBA	1102027118	11,870.90	12/20/17	12/28/17
POWER ACQUISITION, LLC.	1102027120	1,225.45	12/20/17	12/28/17
ACUITY SPECIALTY PRODUCTS	1102027121	301.48	12/20/17	12/29/17
Status: VOID				Status Total: 6,015.06
MEDIACOM	1102027052	6,015.06	12/06/17	12/07/17
Fund: 1103				Fund Total: 59,843.21
Status: OUTS				Status Total: 21,769.48
CHARITY RELIEF FUND EV FIREFIGHTER	1103017762	121.50	12/01/17	11/29/17
CHARITY FUND EV FIREFIGHTER	1103017763	105.00	12/01/17	11/29/17
CHARITY RELIEF FUND EV FIREFIGHTER	1103017768	121.50	12/15/17	12/13/17
CHARITY FUND EV FIREFIGHTER	1103017769	105.00	12/15/17	12/13/17
JACK C HAFFER	1103017770	116.67	12/15/17	12/20/17
H DOUGLAS TAYLOR	1103017772	1,514.22	12/15/17	12/20/17
JOSE SEPULVEDA	1103017774	1,688.40	12/15/17	12/20/17
MICHAEL AMENT	1103017775	1,628.74	12/15/17	12/20/17
RETIREMENT SYSTEM, ARIZONA STATE	1103017777	7,313.58	12/29/17	12/28/17
AZ FF RETIREE HEALTH TRUST FUND	1103017778	1,625.00	12/29/17	12/28/17
EQUITY, HEALTH	1103017779	4,537.67	12/29/17	12/28/17
SUPPORT PAYMENT CLEARINGHOUSE	1103017780	2,665.70	12/29/17	12/28/17
CHARITY RELIEF FUND EV FIREFIGHTER	1103017781	121.50	12/29/17	12/28/17
CHARITY FUND EV FIREFIGHTER	1103017782	105.00	12/29/17	12/28/17
Status: PAID				Status Total: 38,073.73
CHARITY RELIEF FUND EV FIREFIGHTER	1103017750	121.50	11/03/17	12/01/17
CHARITY FUND EV FIREFIGHTER	1103017751	105.00	11/03/17	12/01/17
CHARITY RELIEF FUND EV FIREFIGHTER	1103017756	121.50	11/17/17	12/01/17
CHARITY FUND EV FIREFIGHTER	1103017757	105.00	11/17/17	12/01/17
RETIREMENT SYSTEM, ARIZONA STATE	1103017758	7,206.88	12/01/17	12/06/17
AZ FF RETIREE HEALTH TRUST FUND	1103017759	1,625.00	12/01/17	12/06/17
EQUITY, HEALTH	1103017760	5,064.00	12/01/17	12/07/17
SUPPORT PAYMENT CLEARINGHOUSE	1103017761	2,665.70	12/01/17	12/07/17
RETIREMENT SYSTEM, ARIZONA STATE	1103017764	7,213.58	12/15/17	12/20/17
AZ FF RETIREE HEALTH TRUST FUND	1103017765	1,625.00	12/15/17	12/20/17
EQUITY, HEALTH	1103017766	4,837.95	12/15/17	12/21/17
SUPPORT PAYMENT CLEARINGHOUSE	1103017767	2,665.70	12/15/17	12/20/17



Pinal County Treasurer

Monthly Statement

Date Range: 12/1/2017 to 12/31/2017

MICHAEL T GREGORIE	1103017771	611.06	12/15/17	12/26/17
KEVIN L JOHNSTON	1103017773	1,661.95	12/15/17	12/29/17
PAUL BOURGEOIS	1103017776	2,443.91	12/15/17	12/27/17
	Count	Amount		
Total OUTS:	38	56,546.65		
Total PAID:	105	267,816.57		
Total VOID:	1	6,015.06		



**Superstition Fire & Medical District
General (Fund 100) Cash Reconciliation
Fiscal Year 2017 - 2018
11/30/2017**



Book Balance as of: 11/1/2017 2,454,853.34 **BB**

Activity During the Month

Journal Entries:

Interest Income (Expense):

Cash Receipts

2014 Real Estate Taxes			1,233.91 A
2015 Real Estate Taxes			0.00 B
2016 Real Estate Taxes	7,641.74	(0.01)	7,641.73
2017 Real Estate Taxes	708,061.28	(326.39)	707,734.89
2005 Pers. Prop. Taxes	7.92		7.92
2006 Pers. Prop. Taxes	7.12		7.12
2007 Pers. Prop. Taxes	11.39		11.39
2009 Pers. Prop. Taxes	23.46		23.46
2011 Pers. Prop. Taxes	7.91	(41.30)	(33.39) C
2012 Pers. Prop. Taxes	28.10	(42.61)	(14.51)
2013 Pers. Prop. Taxes	55.25	(49.38)	5.87
2014 Pers. Prop. Taxes	45.62	(47.23)	(1.61)
2015 Pers. Prop. Taxes	304.56	(43.37)	261.19
2016 Pers. Prop. Taxes	2,345.39	(55.80)	2,289.59
2017 Pers. Prop. Taxes	75,748.86	(249.10)	75,499.76
SRP Contributions	176,593.16		176,593.16 D
FDAT	33,767.02		33,767.02 E
Maricopa County Taxes	6,638.04		6,638.04 P
Deposits	17,597.50		17,597.50 G
Revenue Transfer	50,000.00		50,000.00 H

Deposits

Revenue Transfer

Cash Disbursements

A) Accounts Payable Activity	(224,554.51)	(224,554.51) I
B) Payroll Activity	(626,023.87)	(626,023.87) J
C) Payroll Wire Fees	(75.00)	(75.00) K
D) Transfer In / Out		-
D) Transfer In / Out		-
D) Transfer In / Out		-
D) Transfer In / Out		-
E) Refund Interest	(33.87)	(33.87) L

\$1,080,118.23 (850,687.25)

2,683,429.13 **BB-Dec**

Pinal County Bank Balance

Ending Bank Balance as of: 11/30/2017 Balance from YTD Column 3,012,990.81 **M**

Less: Line of Credit Advances
Less: Line of Credit Interest
Plus: Line of Credit Payments

Less: Outstanding Warrants

Less: Transfer in Transit to 150 Fund
Less: Transfer in Transit to 150 Fund
Plus: Deposit in Transit
Plus: Deposit in Transit

Check #

A/P (34,067.56) **N**
Payroll (453.00) **O** (34,520.56)

	563.00	563.00 P
		0.00
		2,979,033.25 Q

Cash Balance in Payroll Clearing Account 287,542.31 **R**

Cash Balance in Electronic / ACH Clearing Account

Petty Cash 100.00

3,266,675.56

Prepared by: *[Signature]* 12/2/17

Reviewed by: *[Signature]* 12/7/17

Balance per B/S 3,266,675.56 **R**

Difference 0.00

CASH RECEIPTS

December 2017 M & O DEPOSITS

Date	Control #	Amount	Account #	Description
12/6/2017		10.00	100.10.45900.10	R Bellafore/inv 4343/CASH A
		3.00	100.10.43500.41	J Christensen/inv 4327/CASH B
		400.00	100.10.43500.41	SupersitionOKCorral/inv 4330/1471
		20.00	100.10.42600.15	MetroReport/inv 4326/ck 111319388
		20.00	100.10.42600.15	WrightWeldkerPaule/inv 4329/2519
		20.00	100.10.42600.15	M Trauscht/inv 4328/ck 17203
		50.00	100.10.42700.50	FirstBaptistChurch/inv 4344/17877
		100.00	100.10.42700.50	SpecialElectronic/inv 4331/ck 7605
		247.75	100.20.62140.20	McNeil&Co/inv 4342/ck 161796
		816.26	100.10.53965.10	FSPRS/inv 4302/ck 207184
		790.00	100.10.53965.10	J Kevin/inv 4333/c k 629003565
		2,477.01		
12/6/2018		150.00	100.10.42700.50	Cintas Fire/inv 4339/Ccard
		200.00	100.10.42700.50	D DeBross/inv 4340/Ccard
		350.00		
12/20/2017		12.00	100.10.43500.41	Dustin Farber/inv 4348/CASH A
		80.00	100.10.43500.41	Donald Chudy PC/inv 4349/ck 4768
		120.00	100.10.43500.41	Branson PT/inv 4350/ck 3813
		20.00	100.10.42600.15	American Retrieval/inv 4352/286633
		20.00	100.10.42600.15	American Retrieval /inv 4345/280313
		30.00	100.10.45900.10	ThursdayGCMeetings/inv 4346/1048
		50.00	100.10.42700.50	Boydston Ent/inv 4353/ck 10860
		150.00	100.10.42700.50	Boydston Ent/inv 4362/ck 10863
		250.00	100.10.42700.50	FPA Ltd/inv 4351/ck 1748
		10.00	100.10.45900.10	Colby Mngmnt/inv 4347/ck 67835
		931.88	100.20.62140.20	McNeil&Co/inv 4354/ck 161946
		252.38	100.10.53965.10	P Gallagher/inv 4332/ck 1965
		219.43	100.10.53965.10	J Hafer/inv 4335/ck 5330
		2,032.21	100.10.43200.20	FLOFD/inv 4310/ck 108486
		33,803.92	100.10.43200.20	ARISLD/in 4356,4355,4274/8570809
		641.47	100.10.42200.41	ANTSIT/inv 4359/ck 19389
		38,623.29		
December 2017 Totals		41,450.30		

(F)

Superstition Fire & Medical District

AR Payment Register (Detail)

Bank ID: Equal To D

Check No. / Payment ID	Payee Name / Customer Name	Invoice No. / Account Number	Amount Paid
BANK: D - M & 0 GENERAL FUND CHECKING			
DEPOSIT: 2,231 DATE: 12/05/17			
38006871	(ONETIMECUST)	Credit Card	\$150.00
	(ONETIMECUST)	Invoice : 004339	\$100.00
		Invoice : 004339	\$50.00
		CREDIT CARD # 38006871 TOTAL:	\$150.00
37995749	(ONETIMECUST)	Credit Card	\$200.00
		Invoice : 004340	\$200.00
		CREDIT CARD # 37995749 TOTAL:	\$200.00
		DEPOSIT 2,231 TOTAL:	\$350.00 ✓
DEPOSIT: 2,233 DATE: 12/06/17			
161796	McNeil & Co/inv 4342/ck 161796	Check	\$247.75
	McNeil & Company (MCNECO)	Invoice : 004342	\$247.75
		CHECK # 161796 TOTAL:	\$247.75 ✓
207184	PSPRS/inv 4302/ck 207184	Check	\$816.26
	Public Safety Retirement Sys. (PSPRS/COBRA)	Invoice : 004302	\$146.26
	Public Safety Retirement Sys. (PSPRS/COBRA)	Invoice : 004302	\$152.79
	Public Safety Retirement Sys. (PSPRS/COBRA)	Invoice : 004302	\$107.21
	Public Safety Retirement Sys. (PSPRS/COBRA)	Invoice : 004302	\$122.39
	Public Safety Retirement Sys. (PSPRS/COBRA)	Invoice : 004302	\$27.61
	Public Safety Retirement Sys. (PSPRS/COBRA)	Invoice : 004302	\$152.79
	Public Safety Retirement Sys. (PSPRS/COBRA)	Invoice : 004302	\$107.21
		CHECK # 207184 TOTAL:	\$816.26 ✓
629003565	J Kevin/inv 4333/629003565	Check	\$790.00
	John Kevin (KEVINJO)	Invoice : 004333	\$790.00
		CHECK # 629003565 TOTAL:	\$790.00 ✓
		DEPOSIT 2,233 TOTAL:	\$1,854.01
DEPOSIT: 2,234 DATE: 12/05/17			
CASH	(ONETIMECUST)	Cash	\$10.00
		Invoice : 004343	\$10.00
		CASH TOTAL:	\$10.00 ✓
		DEPOSIT 2,234 TOTAL:	\$10.00
DEPOSIT: 2,235 DATE: 12/06/17			
17877	(ONETIMECUST)	Check	\$50.00
		Invoice : 004344	\$50.00
		CHECK # 17877 TOTAL:	\$50.00 ✓
280313	(ONETIMECUST)	Check	\$20.00
		Invoice : 004345	\$20.00
		CHECK # 280313 TOTAL:	\$20.00 ✓
1048	Thursday GC Firehouse Meeting	Check	\$30.00
	Thursday GC Firehouse Meeting (AA-M)	Invoice : 004346	\$30.00
		CHECK # 1048 TOTAL:	\$30.00 ✓
		DEPOSIT 2,235 TOTAL:	\$100.00
DEPOSIT: 2,236 DATE: 12/07/17			
CASH	(ONETIMECUST)	Cash	\$12.00
		Invoice : 004348	\$12.00
		CASH TOTAL:	\$12.00 ✓
		DEPOSIT 2,236 TOTAL:	\$12.00

Superstition Fire & Medical District

AR Payment Register (Detail)

Bank ID: Equal To D

Check No. / Payment ID	Payee Name / Customer Name	Invoice No. / Account Number	Amount Paid
BANK: D - M & 0 GENERAL FUND CHECKING			
DEPOSIT: 2,237 DATE: 12/11/17			
4768	(ONETIMECUST)	Check Invoice : 004349	\$80.00 \$80.00
		CHECK # 4768 TOTAL:	<u>\$80.00</u> ✓
3813	(ONETIMECUST)	Check Invoice : 004350	\$120.00 \$120.00
		CHECK # 3813 TOTAL:	<u>\$120.00</u> ✓
		DEPOSIT 2,237 TOTAL:	<u>\$200.00</u>
DEPOSIT: 2,238 DATE: 12/13/17			
1748	(ONETIMECUST)	Check Invoice : 004351	\$250.00 \$200.00
	(ONETIMECUST)	Invoice : 004351	\$50.00
		CHECK # 1748 TOTAL:	<u>\$250.00</u> ✓
		DEPOSIT 2,238 TOTAL:	<u>\$250.00</u>
DEPOSIT: 2,239 DATE: 12/14/17			
286633	(ONETIMECUST)	Check Invoice : 004352	\$20.00 \$20.00
		CHECK # 286633 TOTAL:	<u>\$20.00</u> ✓
10860	(ONETIMECUST)	Check Invoice : 004353	\$50.00 \$50.00
		CHECK # 10860 TOTAL:	<u>\$50.00</u> ✓
		DEPOSIT 2,239 TOTAL:	<u>\$70.00</u>
DEPOSIT: 2,240 DATE: 12/20/17			
10863	(ONETIMECUST)	Check Invoice : 004362	\$150.00 \$100.00
	(ONETIMECUST)	Invoice : 004362	\$50.00
		CHECK # 10863 TOTAL:	<u>\$150.00</u> ✓
7093	(ONETIMECUST)	Check Invoice : 004363	\$20.00 \$20.00
		CHECK # 7093 TOTAL:	<u>\$20.00</u> <i>Jan</i>
1282	(ONETIMECUST)	Check Invoice : 004364	\$45.00 \$27.00
	(ONETIMECUST)	Invoice : 004364	\$18.00
		CHECK # 1282 TOTAL:	<u>\$45.00</u> <i>Jan</i>
		DEPOSIT 2,240 TOTAL:	<u>\$215.00</u>
DEPOSIT: 2,243 DATE: 12/21/17			
67835	Colby Management/4347/67835 Colby Management (COLMNG)	Check Invoice : 004347	\$10.00 \$10.00
		CHECK # 67835 TOTAL:	<u>\$10.00</u> ✓
161946	McNeil&Co/inv 4354/161946 McNeil & Company (MCNECO)	Check Invoice : 004354	\$931.88 \$931.88
		CHECK # 161946 TOTAL:	<u>\$931.88</u> ✓
1965	P Gallagher/4332/1965 Pepper Gallagher (GALLPEP)	Check Invoice : 004332	\$252.38 \$252.38
		CHECK # 1965 TOTAL:	<u>\$252.38</u> ✓
5330	J Hafer Jr/4335/5330 Jack C Hafer Jr (HAFERJ) Jack C Hafer Jr (HAFERJ)	Check Invoice : 004335 Invoice : 004335	\$219.43 \$212.71 \$6.72

AR Payment Register (Detail)

Bank ID: Equal To D

Check No. / Payment ID Payee Name / Customer Name Invoice No. / Account Number Amount Paid

BANK: D - M & 0 GENERAL FUND CHECKING

DEPOSIT: 2,243 DATE: 12/21/17

(CONTINUED)

CHECK # 5330 TOTAL: \$219.43 ✓

108486 FLOFD/inv 4310/108486 Check \$2,032.21
 Florence Fire Department (FLOFD) Invoice : 004310 \$730.00
 Florence Fire Department (FLOFD) Invoice : 004310 \$292.00
 Florence Fire Department (FLOFD) Invoice : 004310 \$923.21
 Florence Fire Department (FLOFD) Invoice : 004310 \$87.00

CHECK # 108486 TOTAL: \$2,032.21 ✓

8570809 ARISLD/4356,4355,4274/8570809 Check \$33,803.92
 Arizona State Land Department (ARISLD) Invoice : 004274 \$895.76
 Arizona State Land Department (ARISLD) Invoice : 004355 \$21,293.93
 Arizona State Land Department (ARISLD) Invoice : 004356 \$11,614.23

CHECK # 8570809 TOTAL: \$33,803.92 ✓

19389 Antenna Sites/inv 4359/19389 Check \$641.47
 Antenna Sites, Inc. (ANTSIT) Invoice : 004359 \$641.47

CHECK # 19389 TOTAL: \$641.47 ✓

DEPOSIT 2,243 TOTAL: \$37,891.29

DEPOSIT: 2,244 DATE: 12/21/17

38651546 (ONETIMECUST) Credit Card \$100.00
 (ONETIMECUST) Invoice : 004365 \$50.00
 (ONETIMECUST) Invoice : 004365 \$50.00

CREDIT CARD # 38651546 TOTAL: \$100.00

38710776 (ONETIMECUST) Credit Card \$275.00
 (ONETIMECUST) Invoice : 004366 \$225.00
 (ONETIMECUST) Invoice : 004366 \$50.00

CREDIT CARD # 38710776 TOTAL: \$275.00 *Jan*

DEPOSIT 2,244 TOTAL: \$375.00

DEPOSIT: 2,245 DATE: 12/27/17

1784 (ONETIMECUST) Check \$300.00
 (ONETIMECUST) Invoice : 004367 \$100.00
 (ONETIMECUST) Invoice : 004367 \$100.00
 (ONETIMECUST) Invoice : 004367 \$100.00

CHECK # 1784 TOTAL: \$300.00 *Jan*

DEPOSIT 2,245 TOTAL: \$300.00

TOTAL FOR BANK ID: D \$41,627.30

GRAND TOTAL OF ALL CHECKS: \$40,880.30

GRAND TOTAL OF ALL CREDIT CARDS: \$725.00

GRAND TOTAL OF ALL CASH: \$22.00

GRAND TOTAL OF ALL EFT: \$0.00

GRAND TOTAL OF ALL PAYMENTS: \$41,627.30

GRAND TOTAL OF ALL ADJUSTMENTS: \$0.00

COMBINED TOTAL: \$41,627.30

41,627.30 +
 { 20.00 - M
 45.00 - M
 100.00 -
 275.00 -
 300.00 - M
 Nov in transit 563.00 +
 41,450.30 G + (F)



Control No. 312883

Pinal County Treasurer Pending Treasurer Receipt

Treasurer's Office Use
Receipt No.:
Posted By:

Receipt Date: 12/14/2017 Cash: \$0.00 Submitted By: JenniferBurke1
 Total Amount: \$350.00 Check: \$0.00 Department: Superstition Fire & Medical District
 Wire/Direct Deposit: \$350.00
 Credit Card: \$0.00

GL	Source	Cost	Object	Subsid	Subled	Type	Notes	Amount
6116421001	73160.0						WIRED MONEY TO GENERAL FUND	\$350.00

Q

Superstition Fire & Medical District
GL Account Ledger - Detail By Period
12/1/2017 through 12/31/2017

Batch	Journal	Entry #	Date	Job	Document	Description	Debits	Credits	Balance
100-10-10150-10						PAYROLL ACCOUNT			(\$4,273,541.21)
15712	PR	732476	12/01/17		17758 - 34464	Payroll All Freq 11/26/2017	-	254,572.38	(4,528,113.59)
15718	Z	732564	12/01/17		JE1204	Paydate 12.1.17 Rcls	-	49,658.01	(4,577,771.60)
15725	PR	732804	12/15/17		17764 - 34643	Payroll All Freq 12/10/2017	-	250,455.50	(4,828,227.10)
15728	Z	732875	12/15/17		JE1207	Paydate 12.15.17 Rcls	-	48,648.92	(4,876,876.02)
15753	PR	733356	12/22/17		17770 - 34704	Payroll All Freq 12/24/2017	-	113,156.42	(4,990,032.44)
15753	PR	733372	12/29/17		17777 - 34883	Payroll All Freq 12/24/2017	-	269,346.73	(5,259,379.17)
15755	Z	733439	12/29/17		JE1214	Paydate 12.29.17 Rcls	-	62,841.16	(5,322,220.33)
PAYROLL ACCOUNT TOTALS:							\$0.00	\$1,048,679.12	(\$5,322,220.33)
TOTAL OF LEDGER:							\$0.00	\$1,048,679.12	(\$5,322,220.33)

(H)

Commercial Checking Acct Public Funds

Account number: 4121535058 ■ December 1, 2017 - December 31, 2017 ■ Page 1 of 2



SUPERSTITION FIRE & MEDICAL DISTRICT
 PAYROLL CLEARING ACCT
 565 N IDAHO RD
 APACHE JUNCTION AZ 85119-4014

Questions?

Call your Customer Service Officer or Client Services
1-800-AT WELLS (1-800-289-3557)
 5:00 AM TO 6:00 PM Pacific Time Monday - Friday

Online: wellsfargo.com

Write: Wells Fargo Bank, N.A. (182)
 PO Box 63020
 San Francisco, CA 94163

Account summary

Commercial Checking Acct Public Funds

Account number	Beginning balance	Total credits	Total debits	Ending balance
4121535058	\$329,471.89	\$790,243.42	-\$1,119,615.31	\$100.00 N

Credits

Electronic deposits/bank credits

Effective date	Posted date	Amount	Transaction detail
	12/13	326,366.00	WT Seq#96267 Pinal County Treasurer /Org=Pinal County Treasurer Sr## Gw00000009063403 Trn#171213096267 Rfb# 6153
	12/20	113,942.89	WT Seq#92433 Pinal County Treasurer /Org=Pinal County Treasurer Sr## Gw00000009252591 Trn#171220092433 Rfb# 6170
	12/27	349,934.53	WT Seq153470 Pinal County Treasurer /Org=Pinal County Treasurer Sr## Gw00000009424249 Trn#171227153470 Rfb# 6175
		\$790,243.42	Total electronic deposits/bank credits
		\$790,243.42	Total credits

Debits

Electronic debits/bank debits

Effective date	Posted date	Amount	Transaction detail
	12/01	200,162.45	ACH Origination - Superstition Fir - File 1860311208 Coid 1860311208
	12/01	37,621.85	ACH Origination - Superstition Fir - File 1860311208 Coid 1860311208
	12/01	25,700.26	ACH Origination - Superstition Fir - File 1860311208 Coid 1860311208
	12/01	5,845.83	ACH Origination - Superstition Fir - File 1860311208 Coid 1860311208
	12/01	50,565.73	< Business to Business ACH Debit - IRS Usatapynt 120117 220773535110219 Superstition Fire & ME
	12/01	9,475.77	< Business to Business ACH Debit - AZ Dept of Rev Ccddir.Dbt xxxxx3092 Superstition Fire & ME
	12/15	196,115.96	ACH Origination - Superstition Fir - File 1860311208 Coid 1860311208
	12/15	37,770.81	ACH Origination - Superstition Fir - File 1860311208 Coid 1860311208



Electronic debits/bank debits (continued)

Effective date	Posted date	Amount	Transaction detail
	12/15	25,821.94	ACH Origination - Superstition Fir - File 1860311208 Coid 1860311208
	12/15	6,564.08	ACH Origination - Superstition Fir - File 1860311208 Coid 1860311208
	12/15	50,762.67	< Business to Business ACH Debit - IRS Usat taxpymt 121517 220774913586265 Superstition Fire & ME
	12/18	9,330.54	< Business to Business ACH Debit - AZ Dept of Rev Ccddir.Dbt xxxxx3092 Superstition Fire & ME
	12/22	103,491.47	ACH Origination - Superstition Fir - File 1860311208 Coid 1860311208
	12/22	10,451.42	< Business to Business ACH Debit - IRS Usat taxpymt 122217 220775662722647 Superstition Fire & ME
	12/29	214,594.00	ACH Origination - Superstition Fir - File 1860311208 Coid 1860311208
	12/29	38,384.28	ACH Origination - Superstition Fir - File 1860311208 Coid 1860311208
	12/29	26,949.80	ACH Origination - Superstition Fir - File 1860311208 Coid 1860311208
	12/29	6,632.31	ACH Origination - Superstition Fir - File 1860311208 Coid 1860311208
	12/29	53,431.89	< Business to Business ACH Debit - IRS Usat taxpymt 122917 220776303587816 Superstition Fire & ME
	12/29	9,942.25	< Business to Business ACH Debit - AZ Dept of Rev Ccddir.Dbt xxxxx3092 Superstition Fire & ME
		\$1,119,615.31	Total electronic debits/bank debits
		\$1,119,615.31	Total debits

< **Business to Business ACH:** If this is a business account, this transaction has a return time frame of one business day from post date. This time frame does not apply to consumer accounts.

Daily ledger balance summary

Date	Balance	Date	Balance	Date	Balance
11/30	329,471.89	12/15	9,430.54	12/22	100.00
12/01	100.00	12/18	100.00	12/27	350,034.53
12/13	326,466.00	12/20	114,042.89	12/29	100.00
Average daily ledger balance		\$51,986.40			

Commercial Checking Acct Public Funds

Account number: 4942920083 ■ December 1, 2017 - December 31, 2017 ■ Page 1 of 4



SUPERSTITION FIRE & MEDICAL DISTRICT
GROUND TRANSPORTATION
565 N IDAHO RD
APACHE JUNCTION AZ 85119-4014

Questions?

Call your Customer Service Officer or Client Services
1-800-AT WELLS (1-800-289-3557)
5:00 AM TO 6:00 PM Pacific Time Monday - Friday

Online: wellsfargo.com

Write: Wells Fargo Bank, N.A. (182)
PO Box 63020
San Francisco, CA 94163

Account summary

Commercial Checking Acct Public Funds

150 100 (0)
20943" 37500

Account number	Beginning balance	Total credits	Total debits	Ending balance
4942920083	\$2,369.22	\$189,031.03	-\$170,082.14	\$21,318.11

Credits

Electronic deposits/bank credits

Effective date	Posted date	Amount	Transaction detail
	12/01	50.00	Merchant Service Merch Dep 171130 8029396648 Superstition Fire and
	12/01	1,089.59	Noridian Azutmt Hcclaimpmt 171130 1184003220 TRN*1*889936919*1450173185~
	12/01	585.10	Aetna A04 Hcclaimpmt 1184003220 TRN*1*817332550004544*1066033492\
	12/01	324.13	36 Treas 310 Misc Pay 120117 xxxxx0012 *1*024981737\
	12/04	275.00	Merchant Service Merch Dep 171202 8029396648 Superstition Fire and
	12/04	200.00	Merchant Service Merch Dep 171201 8029396648 Superstition Fire and
	12/04	3,459.67	Noridian Azutmt Hcclaimpmt 171201 1184003220 TRN*1*889940919*1450173185~
	12/04	1,084.72	Bcbs of Arizona Hcclaimpmt 171130 1184003220 TRN*1*198851793*1860004538\
	12/04	350.00	Pnp Billpayment 112917Sett 171204 6500 Apache Junction Fire D
	12/04	200.39	Bcbs of Arizona Hcclaimpmt 171130 1184003220 TRN*1*198858538*1860004538\
	12/05	344.14	Noridian Azutmt Hcclaimpmt 171202 1184003220 TRN*1*889945476*1450173185~
	12/06	265.00	Merchant Service Merch Dep 171205 8029396648 Superstition Fire and
	12/06	764.05	Mercy Care Plan Hcclaimpmt 171205 00145658 TRN*1*4759344*1860527381*Ahcccs Acute\
	12/06	271.86	36 Treas 310 Misc Pay 120617 xxxxx0012 *1*025094910\
	12/07	1,678.68	Merchant Service Merch Dep 171206 8029396648 Superstition Fire and
	12/07	198.06	Bcbs of Arizona Hcclaimpmt 171205 1184003220 TRN*1*199803789*1860004538\
	12/08	99.32	Merchant Service Merch Dep 171207 8029396648 Superstition Fire and



Electronic deposits/bank credits (continued)

Effective date	Posted date	Amount	Transaction detail
	12/08	1,586.90	Ahcccs Programma Hcclaimpmt 171206 201712060526672 TRN*1*201712060526672*1866004791*Ffsv
	12/08	339.43	36 Treas 310 Misc Pay 120817 xxxxx0012 *1*025163598\
	12/08	334.43	Noridian Azutmt Hcclaimpmt 171207 1184003220 TRN*1*889955382*1450173185~
	12/08	129.90	Optum Lfprint Hcclaimpmt 091000011184836 TRN*1*1184836*1272337487~
	12/11	61.26	Merchant Service Merch Dep 171209 8029396648 Superstition Fire and
	12/11	476.77	Aetna H09 Hcclaimpmt 1184003220 TRN*1*161206170005907*1066033492\
	12/11	461.98	Hhp Efpayment 171211 362703 TRN*1*001270016207800*1611013183\
	12/11	422.44	Humana Ins CO Efpayment 171211 362703 TRN*1*001290035106345*1391263473\
	12/12	113.95	Merchant Service Merch Dep 171211 8029396648 Superstition Fire and
	12/12	8,510.19	Noridian Azutmt Hcclaimpmt 171209 1184003220 TRN*1*889960376*1450173185~
	12/12	1,160.68	Bcbs of Arizona Hcclaimpmt 171208 1184003220 TRN*1*199951665*1860004538\
	12/12	589.08	Hhp Efpayment 171212 362703 TRN*1*001270016223988*1611013183\
	12/13	5,547.70	Mercy Care Plan Hcclaimpmt 171212 00145658 TRN*1*4765467*1860527381*Ahcccs Acute\
	12/13	2,569.98	Noridian Azutmt Hcclaimpmt 171212 1184003220 TRN*1*889964264*1450173185~
	12/13	380.16	Mercy Care Plan Hcclaimpmt 171212 00145658 TRN*1*4768371*1860527381*Mercy Care Advantage - S
	12/13	179.78	Hhp Efpayment 171213 362703 TRN*1*001270016228984*1611013183\
	12/14	70,200.00	WT Seq#76348 Superstition Fire & Med /Org=Superstition Fire & Medical Distri Srf# Gb0000009094537 Trn#171214076348 Rfb# 157
	12/14	265.00	Merchant Service Merch Dep 171213 8029396648 Superstition Fire and
	12/14	7,761.14	Noridian Azutmt Hcclaimpmt 171213 1184003220 TRN*1*889968247*1450173185~
	12/14	550.60	Bcbs of Arizona Hcclaimpmt 171212 1184003220 TRN*1*200150087*1860004538\
	12/14	201.63	Optum Lfprint Hcclaimpmt 091000011380535 TRN*1*1380535*1272337487~
	12/15	91.09	Merchant Service Merch Dep 171214 8029396648 Superstition Fire and
	12/15	2,113.69	Noridian Azutmt Hcclaimpmt 171214 1184003220 TRN*1*889972289*1450173185~
	12/15	1,325.19	Bcbs of Arizona Hcclaimpmt 171213 1184003220 TRN*1*200201781*1860004538\
	12/15	683.37	Ahcccs Programma Hcclaimpmt 171213 201712130531349 TRN*1*201712130531349*1866004791*Ffsv
	12/15	99.46	Bcbs of Arizona Hcclaimpmt 171213 1184003220 TRN*1*200202817*1860004538\
	12/18	300.00	Merchant Service Merch Dep 171215 8029396648 Superstition Fire and
	12/18	3,647.57	Noridian Azutmt Hcclaimpmt 171215 1184003220 TRN*1*889976300*1450173185~



Electronic deposits/bank credits (continued)

Effective date	Posted date	Amount	Transaction detail
	12/18	1,574.79	Aetna AS01 Hcclaimpmt 1184003220 TRN*1*817347550007324*1066033492\
	12/18	683.65	Bcbs of Arizona Hcclaimpmt 171214 1184003220 TRN*1*200252983*1860004538\
	12/18	250.92	Optum Lifeprint Hcclaimpmt 091000011454434 TRN*1*1454434*1272337487~
	12/18	184.78	Humana Ins CO Efpayment 171218 362703 TRN*1*001290035220029*1391263473\
	12/19	2,247.44	Noridian Azutmt Hcclaimpmt 171216 1184003220 TRN*1*889980497*1450173185~
	12/19	264.50	Optum Lifeprint Hcclaimpmt 091000011514056 TRN*1*1514056*1272337487~
	12/19	176.64	Hhp Efpayment 171219 362703 TRN*1*001270016253688*1611013183\
	12/19	113.77	Hhp Efpayment 171219 362703 TRN*1*001270016257946*1611013183\
	12/20	1,366.93	Merchant Service Merch Dep 171219 8029396648 Superstition Fire and
	12/20	2,089.49	Mercy Care Plan Hcclaimpmt 171219 00145658 TRN*1*4771477*1860527381*Ahcccs Acute\
	12/20	1,176.46	Noridian Azutmt Hcclaimpmt 171219 1184003220 TRN*1*889984703*1450173185~
	12/20	726.01	Mercy Care Plan Hcclaimpmt 171219 00145658 TRN*1*4774231*1860527381*Mercy Care Advantage - S
	12/20	183.36	Hhp Hcclaimpmt 171220 362703 TRN*1*001270016263294*1611013183\
	12/20	96.98	Mercy Care Plan Hcclaimpmt 171219 00145658 TRN*1*4772296*1860527381*Altcs General\
	12/21	26,510.00	WT Seq#59557 Superstition Fire & Med /Org=Superstition Fire & Medical Distri Srf# Gb0000009290262 Trn#171221059557 Rfb# 160
	12/21	8,318.54	Noridian Azutmt Hcclaimpmt 171220 1184003220 TRN*1*889988427*1450173185~
	12/21	410.45	Palmetto Gba Hcclaimpmt 171218 1184003220 TRN*1*801646254*1571062326~
	12/22	500.00	Merchant Service Merch Dep 171221 8029396648 Superstition Fire and
	12/22	2,149.27	Noridian Azutmt Hcclaimpmt 171221 1184003220 TRN*1*889992093*1450173185~
	12/22	175.02	Bcbs of Arizona Hcclaimpmt 171220 1184003220 TRN*1*200553059*1860004538\
	12/22	100.00	Pnp Billpayment 121917Sett 171222 6500 Apache Junction Fire D
	12/26	125.00	Merchant Service Merch Dep 171222 8029396648 Superstition Fire and
	12/26	6,417.59	Noridian Azutmt Hcclaimpmt 171222 1184003220 TRN*1*889996161*1450173185~
	12/26	2,277.26	Mercy Care Plan Hcclaimpmt 171222 00145658 TRN*1*4776107*1860527381*Ahcccs Acute\
	12/26	275.00	Pnp Billpayment 122017Sett 171226 6500 Apache Junction Fire D
	12/26	185.66	Bcbs of Arizona Hcclaimpmt 171221 1184003220 TRN*1*200607341*1860004538\
	12/27	125.00	Merchant Service Merch Dep 171225 8029396648 Superstition Fire and
	12/27	820.32	Noridian Azutmt Hcclaimpmt 171222 1184003220 TRN*1*890001984*1450173185~

100F

100F



Electronic deposits/bank credits (continued)

Effective date	Posted date	Amount	Transaction detail
	12/27	498.07	Hhp Hcclaimpmt 171227 362703 TRN*1*001270016282111*1611013183\
	12/27	95.96	Bcbs of Arizona Hcclaimpmt 171222 1184003220 TRN*1*200653724*1860004538\
	12/28	50.00	Merchant Service Merch Dep 171227 8029396648 Superstition Fire and
	12/28	3,080.66	Noridian Azutmt Hcclaimpmt 171226 1184003220 TRN*1*890005789*1450173185~
	12/28	789.85	Hhp Hcclaimpmt 171228 362703 TRN*1*001270016298691*1611013183\
	12/28	688.40	Mercy Care Plan Hcclaimpmt 171227 00145658 TRN*1*4780528*1860527381*Ahcccs Acute\
	12/29	201.46	Merchant Service Merch Dep 171228 8029396648 Superstition Fire and
	12/29	1,395.14	Aetna AS01 Hcclaimpmt 1184003220 TRN*1*817360520004923*1066033492\
	12/29	1,117.35	Bcbs of Arizona Hcclaimpmt 171227 1184003220 TRN*1*200908984*1860004538\
	12/29	246.23	Humana Ins CO Epayment 171229 362703 TRN*1*001290035419606*1391263473\
		\$189,031.03	Total electronic deposits/bank credits
		\$189,031.03	Total credits

Debits

Electronic debits/bank debits

Effective date	Posted date	Amount	Transaction detail
	12/04	197.14	Merchant Service Merch Fee 171130 8029396648 Superstition Fire and
	12/14	114,850.00	WT Seq#76398 Pinal County Treasurer /Bnf=Pinal County Master Sr## Gw00000009096021 Trn#171214076398 Rfb# 159
	12/14	350.00	WT Seq#76390 Pinal County Treasurer /Bnf=Pinal County Master Sr## Gw00000009095914 Trn#171214076390 Rfb# 158
	12/21	54,685.00	WT Seq#59569 Pinal County Treasurer /Bnf=Pinal County Master Sr## Gw00000009290345 Trn#171221059569 Rfb# 161
		\$170,082.14	Total electronic debits/bank debits
		\$170,082.14	Total debits

Daily ledger balance summary

Date	Balance	Date	Balance	Date	Balance
11/30	2,369.22	12/11	17,224.90	12/20	19,450.88
12/01	4,418.04	12/12	27,598.80	12/21	4.87
12/04	9,790.68	12/13	36,276.42	12/22	2,929.16
12/05	10,134.82	12/14	54.79	12/26	12,209.67
12/06	11,435.73	12/15	4,367.59	12/27	13,749.02
12/07	13,312.47	12/18	11,009.30	12/28	18,357.93
12/08	15,802.45	12/19	13,811.65	12/29	21,318.11
Average daily ledger balance		\$11,737.32			



Corporate Card Statement of Account

Sign-up For Online Statements
www.americanexpress.com/checkyourbill

Prepared For
**BARBARA DUFFEL
SUPERSTITION FIRE**

Account Number
XXXX-XXXX4-21002

Closing Date
11/28/17

Page 1 of 3

Previous Balance \$	New Charges \$	Other Debits \$	Payments \$	Other Credits \$	Balance Please Pay By Due \$ 12/13/17
266.25	61.81	0.00	266.25	0.00	61.81

For Important Information regarding your account refer to page 2.

Payment is due in full. Please pay by 12/13/17 to allow time for your payment to be received by us and credited to your account.

To manage your Account online or to pay your bill, please visit us at corp.americanexpress.com. For additional contact information, please see the reverse side of this page.

Corporate Card Snapshot

Card Number	Card	New Charges + Other Debits	Payments + Other Credits
XXXX-XXXX4-21002	BARBARA DUFFEL	0.00	-266.25
XXXX-XXXX4-21010	ROGER WOOD	61.81	0.00
	Total	61.81	-266.25

Activity Date reflects either transaction or posting date

Card Number XXXX-XXXX4-21002	Reference Code	Amount \$
11/05/17 PAYMENT RECEIVED THANK YOU	11/05 04013000000	266.25
11/05/17 PAYMENT RECEIVED THANK YOU	11/05 04013000000	61.81
Total for BARBARA DUFFEL	New Charges/Other Debits Payments/Other Credits	0.00 -266.25

Handwritten notes:

100	Q
4121	

150
20⁶⁰

VENDOR # Amoef
 ACCOUNT # Sec spreadst
 APPROVAL _____
 DATE PAID 12/16/17
 WARRANT # 27036

DEC 05 2017

↓ Please fold on the perforation below, detach and return with your payment ↓

Do not staple or use paper clips

Payment Coupon

Account Number 3787-504894-21002 Payable upon receipt in U.S. Dollars.

Please Pay By 12/13/17 Enter 15 digit account number on all payments.

Amount Due \$61.81

Checks or drafts must be drawn against banks located in the U.S.

Check here if address, telephone number, or e-mail address has changed. Note changes on reverse side.

BARBARA DUFFEL
SUPERSTITION FIRE
565 N IDAHO RD
APACHE JUNCTION AZ 85119

Mail Payment to:

AMERICAN EXPRESS
 BOX 0001
 LOS ANGELES CA 90096-8000

0000378750489421002 000006181000006181 28HH



Prepared For
BARBARA DUFFEL
SUPERSTITION FIRE

Account Number
 XXXX-XXXXX4-21002

Closing Date
 11/28/17

Page 3 of 3

Activity Continued

Card Number XXXX-XXXXX4-21010		Reference Code	Amount \$
11/03/17	AMAZON MKTPLACE PMTS AMZN.COM/BILL REF# 4NHOTVNE5P BOOK STORES	WA 11/02/17 100F 15209 1333 150F 15208 666	19.99
11/06/17	AMAZON MKTPLACE PMTS AMZN.COM/BILL REF# 285ORTG7N2W BOOK STORES	WA 11/02/17 100F 15209 792 150F 15208 396	11.88
11/17/17	AMAZON MKTPLACE PMTS AMZN.COM/BILL REF# 2QORRUNYMDNBOOK STORES	WA 11/16/17 100F 15209 1399 150F 15208 702	20.99
11/21/17	AMAZON MKTPLACE PMTS AMZN.COM/BILL REF# 16EGWO2E6NI BOOK STORES	WA 11/20/17 100F 15209 597 150F 15208 298	8.95
Total for ROGER WOOD		New Charges/Other Debits Payments/Other Credits	61.81 0.00

ink.
P.O. BOX 15123
WILMINGTON, DE
19850-5123

5582508644559228001538000076735200000003

Get updates on the go
Log on to chase.com/alerts

Payment Due Date	01/04/18
New Balance	\$7,693.52
Minimum Payment	\$1,538.00

Account number: 5582 5086 4455 9228

05551 BEX 9 34417 C
ROGER WOOD
SUPERSTITION FIRE
565 N IDAHO RD
APACHE JUNCTION AZ 85119-4014

\$ _____ Amount Enclosed
Make your check payable to: Chase Card Services

CARDMEMBER SERVICE
PO BOX 94014
PALATINE IL 60094-4014

500016028 16986445592289

BUSINESS CARD STATEMENT

Manage your account online:
www.chase.com/ink

Customer Service:
1-800-945-2028

Mobile: Download the
Chase Mobile® app today

ACCOUNT SUMMARY

Account Number: 5582 5086 4455 9228

Previous Balance	\$6,027.16
Payment, Credits	-\$6,027.16
Purchases	+\$7,693.52
Cash Advances	\$0.00
Balance Transfers	\$0.00
Fees Charged	\$0.00
Interest Charged	\$0.00
New Balance	\$7,693.52
Opening/Closing Date	11/11/17 - 12/10/17
Credit Limit	\$30,000
Available Credit	\$22,306
Cash Access Line	\$6,000
Available for Cash	\$6,000
Past Due Amount	\$0.00
Balance over the Credit Limit	\$0.00

PAYMENT INFORMATION

New Balance	\$7,693.52
Payment Due Date	01/04/18
Minimum Payment Due	\$1,538.00

Late Payment Warning: If we do not receive your minimum payment by the due date, you may have to pay up to a \$39 late fee.
Minimum Payment Warning: Enroll in Auto-Pay and avoid missing a payment. To enroll, call the number on the back of your card or go to the web site listed above.

100 (R)
\$ 4,047.32
12/20/17
27096

YOUR ACCOUNT MESSAGES

& Item was transferred from lost / stolen account.

ACCOUNT ACTIVITY

Date of Transaction	Merchant Name or Transaction Description	\$ Amount	
12/06	QUICK N CLEAN #16 GOLD CANYON AZ	3.00	100F
12/06	QUICK N CLEAN #16 GOLD CANYON AZ JASMIN JONES	3.00	100F
TRANSACTIONS THIS CYCLE (CARD 1965) \$8.00			
11/09	& THE HOME DEPOT #0406 MESA AZ JEFF CRANMER	215.02	100F
TRANSACTIONS THIS CYCLE (CARD 4890) \$215.02			
11/18	Payment ThankYou Image Check	-5,282.16	
11/18	Payment ThankYou Image Check	-89.99	
11/18	Payment ThankYou Image Check ROGER WOOD	-293.46	
TRANSACTIONS THIS CYCLE (CARD 9228) -\$5,665.61 INCLUDING PAYMENTS RECEIVED			
11/16	FEDEX 96225474 MEMPHIS TN	26.65	100F
11/16	HOBBY LOBBY #409 MESA AZ	16.16	100F
12/07	FEDEX 96439926 MEMPHIS TN KELLY BARTZ	35.31	100F
TRANSACTIONS THIS CYCLE (CARD 8168) \$77.12			
11/09	& PROMOTIONS NOW MOORESTOWN NJ	426.92	100F
11/15	ALERT ALL CORP NEW HOLLAND PA	272.50	100F
11/20	INTEGRIS EQUIPMENT, LL 888-228-7564 NY	2,980.00	400F
11/28	INTEGRIS EQUIPMENT, LL 888-228-7564 NY	391.50	400F
12/02	WM SUPERCENTER #1881 APACHE JUNCTI AZ TINA GEROLA	60.97	100F
TRANSACTIONS THIS CYCLE (CARD 7150) \$4,120.89			

ACCOUNT ACTIVITY (CONTINUED)

Date of Transaction	Merchant Name or Transaction Description	\$ Amount
11/17	DIGITAL JUICE 407-5315540 FL DANIEL MCKINNEY TRANSACTIONS THIS CYCLE (CARD 7168) \$99.95	15257 99.95 100F
11/23	ROGUE FITNESS 614-3586190 OH BRETT BROMAN TRANSACTIONS THIS CYCLE (CARD 3268) \$947.50	15218 947.50 100F
11/15	ADOBE 800-833-6687 CA	15190 196.25 100F
11/16	OFFICEMAX/OFFICEDEPOT6 APACHE JUNCTI AZ	15261 293.09 100F
11/29	DNH*GODADDY.COM 480-5058855 AZ ANNA BUTEL TRANSACTIONS THIS CYCLE (CARD 8491) \$699.31	15262 209.97 100F
11/10	& SUMMIT SIGN AND SAFETY 08007864035 FL	15201 491.80 100F
11/14	OFFICEMAX/OFFICEDEPOT6 APACHE JUNCTI AZ	15201 98.16 100F
11/15	OFFICE DEPOT #5101 800-463-3768 AZ	100F PO 15201 \$93.39 140.08 150F PO 15202 \$46.70
11/20	COSTCO *BUS CENTER 827 602-274-4651 AZ	100F PO 15201 \$456.92 684.00 150F PO 15202 \$238.02
11/20	FEDEX 251895829 MEMPHIS TN	15201 14.41 100F
12/05	Amazon.com AMZN.COM/BILL WA	15201 142.93 100F
12/06	ADOBE *ACROPRO SUBS 800-833-6687 CA VAUGHN CROSHAW TRANSACTIONS THIS CYCLE (CARD 3689) \$1,527.79	15201 16.85 100F
10/23	COA*ONETRAVEL.COM AIR ONETRAVEL.COMNV	-115.02
10/23	COA*ONETRAVEL.COM AIR ONETRAVEL.COMNV	-140.82
10/23	COA*ONETRAVEL.COM AIR ONETRAVEL.COMNV BRYAN HEUN TRANSACTIONS THIS CYCLE (CARD 5528) -\$361.55	-105.71

did not pay on 11/10 statement fraud

2017 Totals Year-to-Date	
Total fees charged in 2017	\$0.00
Total interest charged in 2017	\$0.00

Year-to-date totals do not reflect any fee or interest refunds you may have received.

INTEREST CHARGES

Your Annual Percentage Rate (APR) is the annual interest rate on your account.

Balance Type	Annual Percentage Rate (APR)	Balance Subject To Interest Rate	Interest Charges
PURCHASES			
Purchases	11.24% (v)(d)	-0-	-0-
CASH ADVANCES			
Cash Advances	20.24% (v)(d)	-0-	-0-
BALANCE TRANSFERS			
Balance Transfer	11.24% (v)(d)	-0-	-0-

(v) = Variable Rate 30 Days in Billing Period
 (d) = Daily Balance Method (including new transactions)
 (a) = Average Daily Balance Method (including new transactions)
 Please see Information About Your Account section for the Calculation of Balance Subject to Interest Rate, Annual Renewal Notice, How to Avoid Interest on Purchases, and other important information, as applicable.

Superstition Fire & Medical District Monthly Pinal County Treasurer's Bank Account Reconciliation

150 General Fund

Reconciliation References:

- A Beginning bank balance
- B Interest Income
- C Current month's deposits
- D Current month's Accounts Payable disbursements
- E Current month's Payroll disbursements
- F Current month's bank ending balance
- G Accounts Payable checks outstanding at month-end
- H Payroll clearing account balance at month-end
- I Electronic / ACH clearing bank account balance at month-end
- J Lockbox bank account balance at month-end
- K Cash Balance per G/L Balance Sheet
- L American Express credit card payment – warrant #113001585 (paid 12/6/17)
- M Chase MasterCard credit card payment – warrant #113001550 (paid 11/15/17)



**Superstition Fire & Medical District
Ground Transport (Fund 150) Cash Reconciliation
Fiscal Year 2017 - 2018
12/31/2017**



	Deposits (Cash Receipts)	Cash Disbursements	Book Balance
Book Balance as of: 12/1/2017			\$259,231.43 (A)
<u>Activity During the Month</u>			
Journal Entries:			
Interest Income (Expense):	188.57		188.57 (B)
Deposits	170,374.83		170,374.83 (C)
Revenue Transfer			-
Cash Disbursements			
A) Accounts Payable		(98,051.24)	(98,051.24) (D)
B) Payroll Account		(164,599.05)	(164,599.05) (E)
C) Transfer In / Out			-
	\$170,563.40	(262,650.29)	\$167,144.54
<u>Pinal County Bank Balance</u>			
Ending Bank Balance as of: 12/31/2017	Balance from YTD Column		\$ 243,346.77 (F)
Less: Outstanding Warrants	Check #		
	A/P	(20,917.12)	(20,917.12) (G)
	Payroll	(10,824.25)	(10,824.25) (H)
Less:			-
Plus: Transfer in transit from 100 Fund			-
Plus: Transfer in transit from 100 Fund			-
			\$ 211,605.40
	Cash Balance in Payroll Clearing Account		\$ 20,943.11 (I)
	Cash Balance in Electronic / ACH Clearing Account		\$ 25,695.49 (J)
	Cash Balance in LockBox		\$ 258,244.00
Prepared by: <u><i>Frank Duke 1/3/18</i></u>	Balance per B/S		\$ 258,244.00 (K)
Reviewed by: <u><i>Roger Wood 1/4/18</i></u>	Difference		\$ -



Pinal County Treasurer

Monthly Statement

Date Range: 12/1/2017 to 12/31/2017

Account	Period	YTD	
6116421002	Superstition FMD Ground Transport Fund		
Begin Balance:	(A) 259,231.43	220,836.43	
Income:	170,563.40	1,177,546.13	
LOC Advance:	.00	.00	
Expense:	(186,448.06)	(1,155,035.79)	LOC: .00
LOC Payments:	.00	.00	Warrants Outstanding: (31,741.37)
Cash Balance:	(F) 243,346.77	243,346.77	End: 211,605.40

Monthly Statement Summary

Source Code	Description	MTDAmount	YTDAmount
6116421002	Superstition FMD Ground Transport Fund	Beginning Balance: 259,231.43	220,836.43
21100.41	Wells Fargo Repo Investment Interest	27.13	133.43
21100.43	Wells Fargo Trust Investment Interest	2.50	16.05
21100.46	Wells Fargo Investment Investment Interest	1.72	470.24
21100.70	Vining Sparks Investment Interest	146.31	701.20
21100.80	Stifel Nicolaus & Company Investment Interest	10.91	198.09
73160.0	Deposits	170,374.83	1,224,690.44
73750.0	Revenue Transfer	.00	(48,663.32)
90930.0	Warrants Redeemed	(98,051.24)	(599,204.57)
91220.0	Disbursed by County Treasurer	(88,396.82)	(555,831.22)
	Ending Balance:	243,346.77	243,346.77

Monthly Statement Detail

Date	Notes	Doc #	Amount	C/D
6116421002 Superstition FMD Ground Transport Fund			Beginning Balance: 259,231.43	
21100.41	Wells Fargo Repo Investment Interest		Source Code Total: 27.13	
12/04	Investment Interest	0	27.13	C
21100.43	Wells Fargo Trust Investment Interest		Source Code Total: 2.50	
12/04	Investment Interest	0	2.50	C
21100.46	Wells Fargo Investment Investment Interest		Source Code Total: 1.72	
12/11	Investment Interest	0	1.72	C
21100.70	Vining Sparks Investment Interest		Source Code Total: 146.31	
12/08	Investment Interest	0	19.18	C
12/20	Investment Interest	0	21.12	C
12/22	Investment Interest	0	61.35	C
12/26	Investment Interest	0	20.11	C
12/27	Investment Interest	0	24.55	C
21100.80	Stifel Nicolaus & Company Investment Interest		Source Code Total: 10.91	
12/28	Investment Interest	0	10.91	C
73160.0	Deposits		Source Code Total: 170,374.83	
12/14	WIRED MONEY TO GROUND TRANSPORT FUND	0	114,850.00	C
12/20	150.10.42180.10 ProfCredit/inv 4357/ck 95608	0	839.83	C
12/21	WIRED MONEY TO GROUND TRANSPORT FUND	0	54,685.00	C
90930.0	Warrants Redeemed		Source Code Total: (98,051.24)	
12/04	Paid Warrants	0	(10.60)	D
12/05	Paid Warrants	0	(11,904.02)	D
12/06	Paid Warrants	0	(11,909.51)	D
12/07	Paid Warrants	0	(2,661.95)	D
12/08	Paid Warrants	0	(10,250.83)	D
12/12	Paid Warrants	0	(1,193.88)	D
12/13	Paid Warrants	0	(1,705.37)	D
12/14	Paid Warrants	0	(17,432.64)	D
12/15	Paid Warrants	0	(586.90)	D
12/18	Paid Warrants	0	(212.67)	D



Pinal County Treasurer

Monthly Statement

Date Range: 12/1/2017 to 12/31/2017

12/19	Paid Warrants	0	(1,351.61)	D
12/20	Paid Warrants	0	(14,257.11)	D
12/21	Paid Warrants	0	(2,478.32)	D
12/22	Paid Warrants	0	(153.87)	D
12/26	Paid Warrants	0	(629.53)	D
12/27	Paid Warrants	0	(4,087.86)	D
12/28	Paid Warrants	0	(6,492.98)	D
12/29	Paid Warrants	0	(10,731.59)	D
91220.0 Disbursed by County Treasurer			Source Code Total: (88,396.82)	
12/13	AMBULATORY EMP PAYROLL DIRECT DEPOSIT	0	(25,821.94)	D
12/13	DISTRICT FEDERAL & STATE P/R TAXES	0	(11,444.29)	D
12/13	DISTRICT 457, UNION DUES, PAC	0	(6,564.08)	D
12/27	AMBULATORY EMP PAYROLL DIRECT DEPOSIT	0	(26,949.80)	D
12/27	DISTRICT FEDERAL & STATE P/R TAXES	0	(10,984.40)	D
12/27	DISTRICT 457, UNION DUES, PAC	0	(6,632.31)	D
6116421002 Superstition FMD Ground Transport Fund			Ending Balance: 243,346.77	

Warrant Detail

Payee Name	Warrant	Amount	Issue Dt	Status Dt	Voucher
6116421002 Superstition FMD Ground Transport Fund					Account Total: 132,413.38
Fund: 1130					Fund Total: 98,140.73
Status: OUTS					Status Total: 20,917.12
PATRICK J HALLIMAN JR	1130001105	993.64	05/03/17	05/03/17	
KANSAS STATE BANK OF MANHATTAN	1130001401	79.20	09/12/17	09/13/17	
ARIZONA PHYSICIANS IPA INC	1130001414	309.40	09/12/17	09/13/17	
KANSAS STATE BANK OF MANHATTAN	1130001481	158.40	10/18/17	10/18/17	
KANSAS STATE BANK OF MANHATTAN	1130001552	79.20	11/15/17	11/15/17	
CARE 1ST HEALTH PLAN ARIZONA	1130001559	742.64	11/15/17	11/15/17	
CALIHAN FARM AGENCY	1130001560	1,212.54	11/15/17	11/15/17	
APACHE JUNCTION UNIFIED	1130001569	1,510.11	11/29/17	11/29/17	
GINCO PLUMBING LLC	1130001577	420.44	11/29/17	11/29/17	
ST HELEN AUTO & HARDWARE, INC.	1130001610	8.84	12/13/17	12/13/17	
SUPERSTITION SAFETY SERV, LLC	1130001617	21.59	12/13/17	12/13/17	
AFLAC	1130001620	520.74	12/20/17	12/20/17	
APACHE JUNCTION UNIFIED	1130001621	1,248.04	12/20/17	12/21/17	
ARIZONA WATER COMPANY, INC.	1130001623	129.07	12/20/17	12/21/17	
CITY OF MESA	1130001626	10,653.00	12/20/17	12/21/17	
KANSAS STATE BANK OF MANHATTAN	1130001629	79.20	12/20/17	12/21/17	
CLINT MUSGRAVE	1130001630	20.00	12/20/17	12/21/17	
HEALTH COICE ARIZONA INC	1130001631	26.40	12/20/17	12/21/17	
CENPATICO INTEGRATED CARE	1130001632	488.16	12/20/17	12/21/17	
BARBARA A KELTON	1130001635	1,078.62	12/20/17	12/21/17	
CENPATICO INTEGRATED CARE	1130001636	670.85	12/20/17	12/21/17	
CENPATICO INTEGRATED CARE	1130001637	327.77	12/20/17	12/21/17	
PINAL COUNTY RECORDER'S OFFICE	1130001638	24.00	12/20/17	12/21/17	
PHOENIX TECHNOLOGY SOLUTIONS	1130001640	33.00	12/20/17	12/21/17	
CENTURYLINK	1130001641	82.27	12/20/17	12/21/17	
Status: PAID					Status Total: 74,602.84
ARIZONA PHYSICIANS IPA INC	1130001553	299.35	11/15/17	12/07/17	
UNION PACIFIC RAILROAD	1130001556	85.56	11/15/17	12/12/17	
BRIDGEWAY HEALTH SOLUTIONS	1130001557	378.35	11/15/17	12/07/17	
MERCY CARE PLAN	1130001558	668.29	11/15/17	12/06/17	
TOSHIBA BUSINESS SOLUTIONS, INC	1130001566	158.52	11/15/17	12/05/17	
ARIZONA AMBULANCE ASSOC.	1130001568	360.00	11/29/17	12/08/17	
WATER UTILITIES COMM FD DBA	1130001570	234.05	11/29/17	12/07/17	
ARIZONA WATER COMPANY, INC.	1130001571	152.79	11/29/17	12/06/17	
ARIZONA STATE RETIREMENT SYS	1130001572	10.60	11/29/17	12/04/17	
BOUND TREE MEDICAL LLC	1130001573	11,745.50	11/29/17	12/05/17	
CITY OF MESA	1130001574	9,890.83	11/29/17	12/08/17	

6



Pinal County Treasurer

Monthly Statement

Date Range: 12/1/2017 to 12/31/2017

COOKSON DOOR SALES OF AZ, INC	1130001575	589.71	11/29/17	12/06/17
CSC ELECTRICAL CONTRACTOR, LLC	1130001576	212.67	11/29/17	12/18/17
LIBERTY WATER COMPANY, INC.	1130001578	50.21	11/29/17	12/06/17
MAGIC PEST CONTROL	1130001579	258.34	11/29/17	12/07/17
MESA DISCOUNT, INC	1130001580	351.85	11/29/17	12/07/17
MATLICK ENTERPRISES INC DBA	1130001581	1,322.10	11/29/17	12/06/17
WAXIE'S ENTERPRISES, INC	1130001582	151.65	11/29/17	12/07/17
AA COOLING AND HEATING LLC	1130001583	15.00	12/06/17	12/15/17
AETNA BEHAVIORAL HEALTH, LLC	1130001584	322.56	12/06/17	12/12/17
AMERICAN EXPRESS CORPORATE	1130001585	20.80	12/06/17	12/13/17
AMERIGAS PROPANE LP	1130001586	32.76	12/06/17	12/14/17
ARIZONA WATER COMPANY, INC.	1130001587	92.34	12/06/17	12/15/17
ARIZONAWATERCONDITIONING DBA	1130001588	145.91	12/06/17	12/15/17
CITY OF MESA	1130001589	318.75	12/06/17	12/13/17
EMPLOYERS DENTAL SERVICES, INC	1130001590	785.76	12/06/17	12/12/17
WEX BANK DBA	1130001591	333.65	12/06/17	12/15/17
MAGIC PEST CONTROL	1130001592	101.96	12/06/17	12/14/17
SALT RIVER PROJECT	1130001594	1,182.93	12/06/17	12/13/17
SOUTHWEST GAS CORPORATION	1130001595	52.59	12/06/17	12/14/17
STANDARD INSURANCE COMPANY	1130001596	748.91	12/06/17	12/14/17
SUPERSTITION MOUNTAINS CFD #1	1130001597	129.00	12/06/17	12/14/17
TOSHIBA BUSINESS SOLUTIONS, INC	1130001598	100.13	12/06/17	12/21/17
UNITED ARIZONA FIREFIGHTERS	1130001599	13,746.65	12/06/17	12/14/17
MATLICK ENTERPRISES INC DBA	1130001600	183.09	12/06/17	12/13/17
UNIFIRST CORPORATION	1130001601	348.81	12/06/17	12/27/17
VISION SERVICE PLAN	1130001602	148.52	12/06/17	12/29/17
MEDIACOM	1130001603	2,459.16	12/07/17	12/14/17
MEDIACOM	1130001604	161.61	12/07/17	12/14/17
ALLIED WASTE TRANS, INC.	1130001605	153.87	12/13/17	12/22/17
AZ DEPT OF REVENUE-SALES TAX	1130001606	1.27	12/13/17	12/21/17
ARIZONA STATE RETIREMENT SYS	1130001607	10.51	12/13/17	12/20/17
BUD'S BULK ICE SERVICE, INC	1130001608	207.43	12/13/17	12/26/17
CITY OF APACHE JUNCTION	1130001609	1,995.94	12/13/17	12/20/17
HEALTHCARE MEDICAL WASTE, INC	1130001611	253.28	12/13/17	12/21/17
PIONEER DISTRIBUTING CO., INC.	1130001612	102.07	12/13/17	12/20/17
CENTURYLINK	1130001613	518.33	12/13/17	12/27/17
REDBURN TIRE COMPANY, INC.	1130001614	601.94	12/13/17	12/19/17
SHRED-IT USA LLC	1130001615	37.78	12/13/17	12/19/17
SIDNEY LEX FELKER, P.C.	1130001616	422.10	12/13/17	12/26/17
MATLICK ENTERPRISES INC DBA	1130001618	1,273.60	12/13/17	12/20/17
VERIZON WIRELESS SERVICES LLC	1130001619	376.89	12/13/17	12/21/17
WATER UTILITIES COMM FD DBA	1130001622	211.50	12/20/17	12/29/17
BENCHMARK INSURANCE COMPANY	1130001624	5,808.72	12/20/17	12/28/17
CHASE MASTER CARD	1130001625	274.70	12/20/17	12/27/17
GRAINGER	1130001627	20.10	12/20/17	12/28/17
INTERMEDIX	1130001628	10,362.45	12/20/17	12/29/17
NORIDIAN MEDICARE JF	1130001633	533.12	12/20/17	12/28/17
UNITED HEALTH CARE	1130001634	9.12	12/20/17	12/29/17
CADWELL IRREVOCABLE TRUST III	1130001639	131.04	12/20/17	12/28/17
ARROW INTERNATIONAL	1130001642	2,946.02	12/20/17	12/27/17
Status: VOID				Status Total: 2,620.77
MEDIACOM	1130001593	2,620.77	12/06/17	12/07/17
Fund: 1131				Fund Total: 34,272.65
Status: OUTS				Status Total: 10,824.25
RETIREMENT SYSTEM, ARIZONA STATE	1131000147	9,784.88	12/29/17	12/28/17
EQUITY, HEALTH	1131000148	970.14	12/29/17	12/28/17
SUPPORT PAYMENT CLEARINGHOUSE	1131000149	69.23	12/29/17	12/28/17
Status: PAID				Status Total: 23,448.40
RETIREMENT SYSTEM, ARIZONA STATE	1131000137	9,057.18	12/01/17	12/06/17
EQUITY, HEALTH	1131000138	988.36	12/01/17	12/07/17
SUPPORT PAYMENT CLEARINGHOUSE	1131000139	69.23	12/01/17	12/06/17




Pinal County Treasurer

Monthly Statement

Date Range: 12/1/2017 to 12/31/2017

RETIREMENT SYSTEM, ARIZONA STATE	1131000140	9,995.44	12/15/17	12/20/17
EQUITY, HEALTH	1131000141	1,038.36	12/15/17	12/21/17
SUPPORT PAYMENT CLEARINGHOUSE	1131000142	69.23	12/15/17	12/20/17
JACOB MILLAN	1131000143	810.32	12/15/17	12/20/17
LUCAS MARTINEZ	1131000144	708.39	12/15/17	12/21/17
MARK NELSON	1131000145	711.89	12/15/17	12/19/17
	Count	Amount		
Total OUTS:	28	31,741.37		
Total PAID:	70	98,051.24		
Total VOID:	1	2,620.77		



Control No. 312884

Pinal County Treasurer Pending Treasurer Receipt

Treasurer's Office Use Receipt No.: _____ Posted By: _____

Receipt Date: 12/14/2017 Cash: \$0.00 Submitted By: JenniferBurke1
 Total Amount: \$114,850.00 Check: \$0.00 Department: Superstition Fire & Medical District
 Wire/Direct Deposit: \$114,850.00
 Credit Card: \$0.00

GL	Source	Cost	Object	Subsid	Subled	Type	Notes	Amount
6116421002	73160.0						WIRED MONEY TO GROUND TRANSPORT FUND	\$114,850.00

6-1

Superstition Fire & Medical District

AR Payment Register (Detail)

Bank ID: Equal To M

Check No. / Payment ID	Payee Name / Customer Name	Invoice No. / Account Number	Amount Paid
BANK: M GROUND TRANSPORT FUND CHECKING			
DEPOSIT: 2,242	DATE: 12/21/17		
95608	Professional Credit/4357/95608	Check	\$839.83
	Professional Credit (PROCRE)	Invoice : 004357	\$18.17
	Professional Credit (PROCRE)	Invoice : 004357	\$18.10
	Professional Credit (PROCRE)	Invoice : 004357	\$39.51
	Professional Credit (PROCRE)	Invoice : 004357	\$39.50
	Professional Credit (PROCRE)	Invoice : 004357	\$210.81
	Professional Credit (PROCRE)	Invoice : 004357	\$210.81
	Professional Credit (PROCRE)	Invoice : 004357	\$124.43
	Professional Credit (PROCRE)	Invoice : 004357	\$79.01
	Professional Credit (PROCRE)	Invoice : 004357	\$9.88
	Professional Credit (PROCRE)	Invoice : 004357	\$29.64
	Professional Credit (PROCRE)	Invoice : 004357	\$20.46
	Professional Credit (PROCRE)	Invoice : 004357	\$39.51
		CHECK # 95608 TOTAL:	\$839.83
		DEPOSIT 2,242 TOTAL:	\$839.83
		TOTAL FOR BANK ID: M	\$839.83
		GRAND TOTAL OF ALL CHECKS:	\$839.83
		GRAND TOTAL OF ALL CREDIT CARDS:	\$0.00
		GRAND TOTAL OF ALL CASH:	\$0.00
		GRAND TOTAL OF ALL EFT:	\$0.00
		GRAND TOTAL OF ALL PAYMENTS:	\$839.83
		GRAND TOTAL OF ALL ADJUSTMENTS:	\$0.00
		COMBINED TOTAL:	\$839.83

C-2



Control No. 313128

Pinal County Treasurer Pending Treasurer Receipt

Treasurer's Office Use	
Receipt No.:	_____
Posted By:	_____

Receipt Date: 12/21/2017 Cash: \$0.00 Submitted By: JenniferBurke1
 Total Amount: \$54,685.00 Check: \$0.00 Department: Superstition Fire & Medical District
 Wire/Direct Deposit: \$54,685.00
 Credit Card: \$0.00

GL	Source	Cost	Object	Subsid	Subled	Type	Notes	Amount
6116421002	73160.0						WIRED MONEY TO GROUND TRANSPORT FUND	\$54,685.00

C-3

Superstition Fire & Medical District
GL Account Ledger - Detail By Period
12/1/2017 through 12/31/2017

Batch	Journal	Entry #	Date	Job	Document	Description	Debits	Credits	Balance
150-10-10150-10						PAYROLL ACCOUNT (TRANSPORT)			(\$520,055.31)
15712	PR	732525	12/01/17		137 - 1634	Payroll All Freq 11/26/2017	-	41,660.86	(561,716.17)
15718	Z	732569	12/01/17		JE1204	Paydate 12.1.17 Rcls	-	10,383.49	(572,099.66)
15725	PR	732854	12/15/17		140 - 1664	Payroll All Freq 12/10/2017	-	45,719.65	(617,819.31)
15728	Z	732880	12/15/17		JE1207	Paydate 12.15.17 Rcls	-	11,444.29	(629,263.60)
15753	PR	733419	12/29/17		147 - 1694	Payroll All Freq 12/24/2017	-	44,406.36	(673,669.96)
15755	Z	733444	12/29/17		JE1214	Paydate 12.29.17 Rcls	-	10,984.40	(684,654.36)
						PAYROLL ACCOUNT (TRANSPORT) TOTALS:	\$0.00	\$164,599.05	(\$684,654.36)
TOTAL OF LEDGER:							\$0.00	\$164,599.05	(\$684,654.36)

ⓔ

Commercial Checking Acct Public Funds

Account number: 4942920083 ■ December 1, 2017 - December 31, 2017 ■ Page 1 of 4



SUPERSTITION FIRE & MEDICAL DISTRICT
GROUND TRANSPORTATION
565 N IDAHO RD
APACHE JUNCTION AZ 85119-4014

Questions?

Call your Customer Service Officer or Client Services
1-800-AT WELLS (1-800-289-3557)
5:00 AM TO 6:00 PM Pacific Time Monday - Friday

Online: wellsfargo.com

Write: Wells Fargo Bank, N.A. (182)
PO Box 63020
San Francisco, CA 94163

Account summary Commercial Checking Acct Public Funds

100
375.00
150
20,943.00 (I)

Account number	Beginning balance	Total credits	Total debits	Ending balance
4942920083	\$2,369.22	\$189,031.03	-\$170,082.14	\$21,318.11

Credits

Electronic deposits/bank credits

Effective date	Posted date	Amount	Transaction detail
	12/01	50.00	Merchant Service Merch Dep 171130 8029396648 Superstition Fire and
	12/01	1,089.59	Noridian Azutmt Hclclaimpmt 171130 1184003220 TRN*1*889936919*1450173185~
	12/01	585.10	Aetna A04 Hclclaimpmt 1184003220 TRN*1*817332550004544*1066033492\
	12/01	324.13	36 Treas 310 Misc Pay 120117 xxxxx0012 *1*024981737\
	12/04	275.00	Merchant Service Merch Dep 171202 8029396648 Superstition Fire and
	12/04	200.00	Merchant Service Merch Dep 171201 8029396648 Superstition Fire and
	12/04	3,459.67	Noridian Azutmt Hclclaimpmt 171201 1184003220 TRN*1*889940919*1450173185~
	12/04	1,084.72	Bcbs of Arizona Hclclaimpmt 171130 1184003220 TRN*1*198851793*1860004538\
	12/04	350.00 ✓	Pnp Billpayment 112917Sett 171204 6500 Apache Junction Fire D
	12/04	200.39	Bcbs of Arizona Hclclaimpmt 171130 1184003220 TRN*1*198858538*1860004538\
	12/05	344.14	Noridian Azutmt Hclclaimpmt 171202 1184003220 TRN*1*889945476*1450173185~
	12/06	265.00	Merchant Service Merch Dep 171205 8029396648 Superstition Fire and
	12/06	764.05	Mercy Care Plan Hclclaimpmt 171205 00145658 TRN*1*4759344*1860527381*Ahocccs Acute\
	12/06	271.86	36 Treas 310 Misc Pay 120617 xxxxx0012 *1*025094910\
	12/07	1,678.68	Merchant Service Merch Dep 171206 8029396648 Superstition Fire and
	12/07	198.06	Bcbs of Arizona Hclclaimpmt 171205 1184003220 TRN*1*199803789*1860004538\
	12/08	99.32	Merchant Service Merch Dep 171207 8029396648 Superstition Fire and

**Electronic deposits/bank credits (continued)**

Effective date	Posted date	Amount	Transaction detail
	12/08	1,586.90	Ahcccs Programma Hcclaimpmt 171206 201712060526672 TRN*1*201712060526672*1866004791*Ffsv
	12/08	339.43	36 Treas 310 Misc Pay 120817 xxxxx0012 *1*025163598\
	12/08	334.43	Noridian Azutmt Hcclaimpmt 171207 1184003220 TRN*1*889955382*1450173185~
	12/08	129.90	Optum Lifeprint Hcclaimpmt 091000011184836 TRN*1*1184836*1272337487~
	12/11	61.26	Merchant Service Merch Dep 171209 8029396648 Superstition Fire and
	12/11	476.77	Aetna H09 Hcclaimpmt 1184003220 TRN*1*161206170005907*1066033492\
	12/11	461.98	Hhp Efpayment 171211 362703 TRN*1*001270016207800*1611013183\
	12/11	422.44	Humana Ins CO Efpayment 171211 362703 TRN*1*001290035106345*1391263473\
	12/12	113.95	Merchant Service Merch Dep 171211 8029396648 Superstition Fire and
	12/12	8,510.19	Noridian Azutmt Hcclaimpmt 171209 1184003220 TRN*1*889960376*1450173185~
	12/12	1,160.68	Bcbs of Arizona Hcclaimpmt 171208 1184003220 TRN*1*199951665*1860004538\
	12/12	589.08	Hhp Efpayment 171212 362703 TRN*1*001270016223988*1611013183\
	12/13	5,547.70	Mercy Care Plan Hcclaimpmt 171212 00145658 TRN*1*4765467*1860527381*Ahcccs Acute\
	12/13	2,569.98	Noridian Azutmt Hcclaimpmt 171212 1184003220 TRN*1*889964264*1450173185~
	12/13	380.16	Mercy Care Plan Hcclaimpmt 171212 00145658 TRN*1*4768371*1860527381*Mercy Care Advantage - S
	12/13	179.78	Hhp Efpayment 171213 362703 TRN*1*001270016228984*1611013183\
	12/14	70,200.00	WT Seq#76348 Superstition Fire & Med /Org=Superstition Fire & Medical Distri Srf# Gb0000009094537 Trn#171214076348 Rfb# 157
	12/14	265.00	Merchant Service Merch Dep 171213 8029396648 Superstition Fire and
	12/14	7,761.14	Noridian Azutmt Hcclaimpmt 171213 1184003220 TRN*1*889968247*1450173185~
	12/14	550.60	Bcbs of Arizona Hcclaimpmt 171212 1184003220 TRN*1*200150087*1860004538\
	12/14	201.63	Optum Lifeprint Hcclaimpmt 091000011380535 TRN*1*1380535*1272337487~
	12/15	91.09	Merchant Service Merch Dep 171214 8029396648 Superstition Fire and
	12/15	2,113.69	Noridian Azutmt Hcclaimpmt 171214 1184003220 TRN*1*889972289*1450173185~
	12/15	1,325.19	Bcbs of Arizona Hcclaimpmt 171213 1184003220 TRN*1*200201781*1860004538\
	12/15	683.37	Ahcccs Programma Hcclaimpmt 171213 201712130531349 TRN*1*201712130531349*1866004791*Ffsv
	12/15	99.46	Bcbs of Arizona Hcclaimpmt 171213 1184003220 TRN*1*200202817*1860004538\
	12/18	300.00	Merchant Service Merch Dep 171215 8029396648 Superstition Fire and
	12/18	3,647.57	Noridian Azutmt Hcclaimpmt 171215 1184003220 TRN*1*889976300*1450173185~



Electronic deposits/bank credits (continued)

Effective date	Posted date	Amount	Transaction detail
	12/18	1,574.79	Aetna AS01 Hcclaimpmt 1184003220 TRN*1*817347550007324*1066033492\
	12/18	683.65	Bcbs of Arizona Hcclaimpmt 171214 1184003220 TRN*1*200252983*1860004538\
	12/18	250.92	Optum Lifestrip Hcclaimpmt 091000011454434 TRN*1*1454434*1272337487~
	12/18	184.78	Humana Ins CO Efpayment 171218 362703 TRN*1*001290035220029*1391263473\
	12/19	2,247.44	Noridian Azutmt Hcclaimpmt 171216 1184003220 TRN*1*889980497*1450173185~
	12/19	264.50	Optum Lifestrip Hcclaimpmt 091000011514056 TRN*1*1514056*1272337487~
	12/19	176.64	Hhp Efpayment 171219 362703 TRN*1*001270016253688*1611013183\
	12/19	113.77	Hhp Efpayment 171219 362703 TRN*1*001270016257946*1611013183\
	12/20	1,366.93	Merchant Service Merch Dep 171219 8029396648 Superstition Fire and
	12/20	2,089.49	Mercy Care Plan Hcclaimpmt 171219 00145658 TRN*1*4771477*1860527381*Ahcccs Acute\
	12/20	1,176.46	Noridian Azutmt Hcclaimpmt 171219 1184003220 TRN*1*889984703*1450173185~
	12/20	726.01	Mercy Care Plan Hcclaimpmt 171219 00145658 TRN*1*4774231*1860527381*Mercy Care Advantage - S
	12/20	183.36	Hhp Hcclaimpmt 171220 362703 TRN*1*001270016263294*1611013183\
	12/20	96.98	Mercy Care Plan Hcclaimpmt 171219 00145658 TRN*1*4772296*1860527381*Altcs General\
	12/21	26,510.00	WT Seq#59557 Superstition Fire & Med /Org=Superstition Fire & Medical Distri Srf# Gb0000009290262 Trn#171221059557 Rfb# 160
	12/21	8,318.54	Noridian Azutmt Hcclaimpmt 171220 1184003220 TRN*1*889988427*1450173185~
	12/21	410.45	Palmetto Gba Hcclaimpmt 171218 1184003220 TRN*1*801646254*1571062326~
	12/22	500.00	Merchant Service Merch Dep 171221 8029396648 Superstition Fire and
	12/22	2,149.27	Noridian Azutmt Hcclaimpmt 171221 1184003220 TRN*1*889992093*1450173185~
	12/22	175.02	Bcbs of Arizona Hcclaimpmt 171220 1184003220 TRN*1*200553059*1860004538\
	12/22	100.00	Pnp Billpayment 121917Sett 171222 6500 Apache Junction Fire D
	12/26	125.00	Merchant Service Merch Dep 171222 8029396648 Superstition Fire and
	12/26	6,417.59	Noridian Azutmt Hcclaimpmt 171222 1184003220 TRN*1*889996161*1450173185~
	12/26	2,277.26	Mercy Care Plan Hcclaimpmt 171222 00145658 TRN*1*4776107*1860527381*Ahcccs Acute\
	12/26	275.00	Pnp Billpayment 122017Sett 171226 6500 Apache Junction Fire D
	12/26	185.66	Bcbs of Arizona Hcclaimpmt 171221 1184003220 TRN*1*200607341*1860004538\
	12/27	125.00	Merchant Service Merch Dep 171225 8029396648 Superstition Fire and
	12/27	820.32	Noridian Azutmt Hcclaimpmt 171222 1184003220 TRN*1*890001984*1450173185~



Electronic deposits/bank credits (continued)

Effective date	Posted date	Amount	Transaction detail
	12/27	498.07	Hhp Hcclaimpmt 171227 362703 TRN*1*00127001628211*1611013183\
	12/27	95.96	Bcbs of Arizona Hcclaimpmt 171222 1184003220 TRN*1*200653724*1860004538\
	12/28	50.00	Merchant Service Merch Dep 171227 8029396648 Superstition Fire and
	12/28	3,080.66	Noridian Azutmt Hcclaimpmt 171226 1184003220 TRN*1*890005789*1450173185~
	12/28	789.85	Hhp Hcclaimpmt 171228 362703 TRN*1*001270016298691*1611013183\
	12/28	688.40	Mercy Care Plan Hcclaimpmt 171227 00145658 TRN*1*4780528*1860527381*Ahcccs Acute\
	12/29	201.46	Merchant Service Merch Dep 171228 8029396648 Superstition Fire and
	12/29	1,395.14	Aetna AS01 Hcclaimpmt 1184003220 TRN*1*817360520004923*1066033492\
	12/29	1,117.35	Bcbs of Arizona Hcclaimpmt 171227 1184003220 TRN*1*200908984*1860004538\
	12/29	246.23	Humana Ins CO Efpayment 171229 362703 TRN*1*001290035419606*1391263473\
		\$189,031.03	Total electronic deposits/bank credits
		\$189,031.03	Total credits

Debits

Electronic debits/bank debits

Effective date	Posted date	Amount	Transaction detail
	12/04	197.14	Merchant Service Merch Fee 171130 8029396648 Superstition Fire and
	12/14	114,850.00	WT Seq#76398 Pinal County Treasurer /Bnf=Pinal County Master Sr## Gw00000009096021 Trn#171214076398 Rfb# 159
	12/14	350.00	WT Seq#76390 Pinal County Treasurer /Bnf=Pinal County Master Sr## Gw00000009095914 Trn#171214076390 Rfb# 158
	12/21	54,685.00	WT Seq#59569 Pinal County Treasurer /Bnf=Pinal County Master Sr## Gw00000009290345 Trn#171221059569 Rfb# 161
		\$170,082.14	Total electronic debits/bank debits
		\$170,082.14	Total debits

Daily ledger balance summary

Date	Balance	Date	Balance	Date	Balance
11/30	2,369.22	12/11	17,224.90	12/20	19,450.88
12/01	4,418.04	12/12	27,598.80	12/21	4.87
12/04	9,790.68	12/13	36,276.42	12/22	2,929.16
12/05	10,134.82	12/14	54.79	12/26	12,209.67
12/06	11,435.73	12/15	4,367.59	12/27	13,749.02
12/07	13,312.47	12/18	11,009.30	12/28	18,357.93
12/08	15,802.45	12/19	13,811.65	12/29	21,318.11
Average daily ledger balance		\$11,737.32			

Commercial Checking Acct Public Funds

Account number: 4797829967 ■ December 1, 2017 - December 31, 2017 ■ Page 1 of 2



SUPERSTITION FIRE & MEDICAL DISTRICT
 TRANSPORT LOCKBOX ACCOUNT
 565 N IDAHO RD
 APACHE JUNCTION AZ 85119-4014

Questions?

Call your Customer Service Officer or Client Services
1-800-AT WELLS (1-800-289-3557)
 5:00 AM TO 6:00 PM Pacific Time Monday - Friday

Online: wellsfargo.com

Write: Wells Fargo Bank, N.A. (182)
 PO Box 63020
 San Francisco, CA 94163

Account summary

Commercial Checking Acct Public Funds

Account number	Beginning balance	Total credits	Total debits	Ending balance
4797829967	\$2,891.22	\$119,514.27	-\$96,710.00	\$25,695.49

Credits

Deposits

Effective date	Posted date	Amount	Transaction detail
12/01		14,457.90	Wholesale Lockbox Deposit Los Angeles Box 845500 Deposit 1
12/04		12,785.49	Wholesale Lockbox Deposit Los Angeles Box 845500 Deposit 1
12/05		6,590.97	Wholesale Lockbox Deposit Los Angeles Box 845500 Deposit 1
12/06		2,086.05	Wholesale Lockbox Deposit Los Angeles Box 845500 Deposit 1
12/07		377.31	Wholesale Lockbox Deposit Los Angeles Box 845500 Deposit 1
12/08		1,781.53	Wholesale Lockbox Deposit Los Angeles Box 845500 Deposit 1
12/11		19,466.47	Wholesale Lockbox Deposit Los Angeles Box 845500 Deposit 1
12/12		6,377.15	Wholesale Lockbox Deposit Los Angeles Box 845500 Deposit 1
12/13		3,499.64	Wholesale Lockbox Deposit Los Angeles Box 845500 Deposit 1
12/14		2,007.65	Wholesale Lockbox Deposit Los Angeles Box 845500 Deposit 1
12/15		6,989.46	Wholesale Lockbox Deposit Los Angeles Box 845500 Deposit 1
12/18		7,923.66	Wholesale Lockbox Deposit Los Angeles Box 845500 Deposit 1
12/19		8,784.81	Wholesale Lockbox Deposit Los Angeles Box 845500 Deposit 1
12/20		2,833.02	Wholesale Lockbox Deposit Los Angeles Box 845500 Deposit 1
12/21		5,757.88	Wholesale Lockbox Deposit Los Angeles Box 845500 Deposit 1
12/22		1,441.66	Wholesale Lockbox Deposit Los Angeles Box 845500 Deposit 1
12/26		10,504.56	Wholesale Lockbox Deposit Los Angeles Box 845500 Deposit 1
12/27		4,642.70	Wholesale Lockbox Deposit Los Angeles Box 845500 Deposit 1
12/28		640.47	Wholesale Lockbox Deposit Los Angeles Box 845500 Deposit 1
12/29		565.89	Wholesale Lockbox Deposit Los Angeles Box 845500 Deposit 1
		\$119,514.27	Total deposits
		\$119,514.27	Total credits



Debits

Electronic debits/bank debits

<i>Effective date</i>	<i>Posted date</i>	<i>Amount</i>	<i>Transaction detail</i>
	12/14	70,200.00	WT Seq#76348 Superstition Fire & Med /Bnf=Superstition Fire & Medical Distri Srf# Gb00000009094537 Trn#171214076348 Rfb# 157
	12/21	26,510.00	WT Seq#59557 Superstition Fire & Med /Bnf=Superstition Fire & Medical Distri Srf# Gb00000009290262 Trn#171221059557 Rfb# 160
		\$96,710.00	Total electronic debits/bank debits
		\$96,710.00	Total debits

Daily ledger balance summary

<i>Date</i>	<i>Balance</i>	<i>Date</i>	<i>Balance</i>	<i>Date</i>	<i>Balance</i>
11/30	2,891.22	12/11	60,436.94	12/20	28,652.33
12/01	17,349.12	12/12	66,814.09	12/21	7,900.21
12/04	30,134.61	12/13	70,313.73	12/22	9,341.87
12/05	36,725.58	12/14	2,121.38	12/26	19,846.43
12/06	38,811.63	12/15	9,110.84	12/27	24,489.13
12/07	39,188.94	12/18	17,034.50	12/28	25,129.60
12/08	40,970.47	12/19	25,819.31	12/29	25,695.49
Average daily ledger balance		\$26,134.31			

Superstition Fire & Medical District

Balance Sheet

As of 12/31/2017

FUND: (150) Not Defined

Assets

Current Assets

Fund Cash (Transport)	\$942,898.36	
Payroll Account (Transport)	(684,654.36)	
Total Current Assets		<u>\$258,244.00</u> (K)
Total Assets		<u><u>\$258,244.00</u></u>

Liabilities and Equity

Current Liabilities

Sales Tax Payable	\$1.15	
Voluntary Long Term Disability Ins	2.24	
Due To Other Funds	1,202,756.86	
Total Current Liabilities		<u>\$1,202,760.25</u>
Total Liabilities		\$1,202,760.25

Equity

Fund Balance - Transport Fund	\$(890,519.75)	
Current Year Profit/Loss	(53,996.50)	
Total Equity		<u>(944,516.25)</u>
Total Liabilities and Equity		<u><u>\$258,244.00</u></u>



Corporate Card Statement of Account

Sign-up For Online Statements
www.americanexpress.com/checkyourbill

Prepared For
BARBARA DUFFEL
SUPERSTITION FIRE

Account Number
XXXX-XXXXX4-21002

Closing Date
11/28/17

Page 1 of 3

Previous Balance \$	New Charges \$	Other Debits \$	Payments \$	Other Credits \$
266.25	61.81	0.00	266.25	0.00

Balance Please Pay By
Due \$ 12/13/17

61.81 For important information regarding your account refer to page 2.

Payment is due in full. Please pay by 12/13/17 to allow time for your payment to be received by us and credited to your account.

To manage your Account online or to pay your bill, please visit us at corp.americanexpress.com. For additional contact information, please see the reverse side of this page.

Corporate Card Snapshot

Card Number	Card	New Charges + Other Debits	Payments + Other Credits
XXXX-XXXXX4-21002	BARBARA DUFFEL	0.00	-266.25
XXXX-XXXXX4-21010	ROGER WOOD	61.81	0.00
	Total	61.81	-266.25

Activity Date reflects either transaction or posting date

Card Number	Reference Code	Amount \$
XXXX-XXXXX4-21002		
11/05/17 PAYMENT RECEIVED THANK YOU 11/05	04013000000	88.74
11/05/17 PAYMENT RECEIVED THANK YOU 11/05	04013000000	177.51
Total for BARBARA DUFFEL	New Charges/Other Debits	0.00
	Payments/Other Credits	-266.25

Handwritten notes:

100 / 400

150 / 2060

(L)

VENDOR #
ACCOUNT #
APPROVAL
DATE PAID 12/6/17
WARRANT # 1585

↓ Please fold on the perforation below, detach and return with your payment ↓
Do not staple or use paper clips

Payment Coupon

BARBARA DUFFEL
SUPERSTITION FIRE
565 N IDAHO RD
APACHE JUNCTION AZ 85119


Account Number 3787-504894-21002 Payable upon receipt in U.S. Dollars.

Please Pay By 12/13/17 Enter 15 digit account number on all payments.

Amount Due \$61.81 Checks or drafts must be drawn against banks located in the U.S.

Check here if address, telephone number, or e-mail address has changed. Note changes on reverse side.

Mail Payment to:


AMERICAN EXPRESS
BOX 0001
LOS ANGELES CA 90096-8000

0000378750489421002 000006181000006181 28HH



Prepared For
BARBARA DUFFEL
SUPERSTITION FIRE

Account Number
XXXX-XXXXX4-21002

Closing Date
11/28/17

Page 3 of 3

Activity Continued

Card Number XXXX-XXXXX4-21010		Reference Code	Amount \$
11/03/17	AMAZON MKTPLACE PMTS AMZN.COM/BILL REF# 4NHOTVNED5P BOOK STORES	WA 11/02/17 100F 15229 1333	15228 666 19.99
11/06/17	AMAZON MKTPLACE PMTS AMZN.COM/BILL REF# 285ORTG7N2W BOOK STORES	WA 11/02/17 100F 15229 792	15228 396 11.88
11/17/17	AMAZON MKTPLACE PMTS AMZN.COM/BILL REF# 2QORRUNYMDNBOOK STORES	WA 11/16/17 100F 15229 1399	15228 702 20.99
11/21/17	AMAZON MKTPLACE PMTS AMZN.COM/BILL REF# 16EGWO2E6NI BOOK STORES	WA 11/20/17 100F 15229 597	15228 298 8.95
Total for ROGER WOOD		New Charges/Other Debits Payments/Other Credits	61.81 0.00



5582508644559228001538000076935200000003

P.O. BOX 15123
WILMINGTON, DE
19850-5123

Get updates on the go
Log on to chase.com/alerts

Payment Due Date	01/04/18
New Balance	\$7,693.52
Minimum Payment	\$1,538.00

Account number: 6582 5086 4455 9228

\$ _____ Amount Enclosed
Make your check payable to: Chase Card Services

05651 BEX 994417 0
ROGER WOOD
SUPERSTITION FIRE
565 N IDAHO RD
APACHE JUNCTION AZ 85119-4014

CARDMEMBER SERVICE
PO BOX 94014
PALATINE IL 60094-4014

500016028 16986445592289

BUSINESS CARD STATEMENT

Manage your account online:
www.chase.com/ink

Customer Service:
1-800-945-2028

Mobile: Download the
Chase Mobile® app today

ACCOUNT SUMMARY

Account Number: 5582 5086 4455 9228	
Previous Balance	\$6,027.16
Payment, Credits	-\$6,027.16
Purchases	+\$7,693.52
Cash Advances	\$0.00
Balance Transfers	\$0.00
Fees Charged	\$0.00
Interest Charged	\$0.00
New Balance	\$7,693.52
Opening/Closing Date	11/11/17 - 12/10/17
Credit Limit	\$30,000
Available Credit	\$22,308
Cash Access Line	\$6,000
Available for Cash	\$6,000
Past Due Amount	\$0.00
Balance over the Credit Limit	\$0.00

PAYMENT INFORMATION

New Balance	\$7,693.52
Payment Due Date	01/04/18
Minimum Payment Due	\$1,538.00
Late Payment Warning: If we do not receive your minimum payment by the due date, you may have to pay up to a \$39 late fee.	
Minimum Payment Warning: Enroll in Auto-Pay and avoid missing a payment. To enroll, call the number on the back of your card or go to the web site listed above.	

150 (M)
\$ 274.70
12/20/17
1625

YOUR ACCOUNT MESSAGES

& Item was transferred from lost / stolen account.

ACCOUNT ACTIVITY

Date of Transaction	Merchant Name or Transaction Description	\$ Amount	
12/06	QUICK N CLEAN #16 GOLD CANYON AZ	3.00	15247 100F
12/06	QUICK N CLEAN #16 GOLD CANYON AZ	3.00	15247 100F
	JASMIN JONES		
	TRANSACTIONS THIS CYCLE (CARD 1955)	\$6.00	
11/09	& THE HOME DEPOT #0406 MESA AZ	215.02	15268 100F
	JEFF CRANMER		
	TRANSACTIONS THIS CYCLE (CARD 4830)	\$215.02	
11/18	Payment ThankYou Image Check	-5,282.16	
11/18	Payment ThankYou Image Check	-89.99	
11/18	Payment ThankYou Image Check	-293.46	
	ROGER WOOD		
	TRANSACTIONS THIS CYCLE (CARD 9228)	-\$5,865.61	
	INCLUDING PAYMENTS RECEIVED		
11/16	FEDEX 96225474 MEMPHIS TN	25.65	15183 100F
11/16	HOBBY LOBBY #409 MESA AZ	16.16	15191 100F
12/07	FEDEX 96439926 MEMPHIS TN	35.31	15246 100F
	KELLY BARTZ		
	TRANSACTIONS THIS CYCLE (CARD 8168)	\$77.12	
11/09	& PROMOTIONS NOW MOORESTOWN NJ	425.92	15143 100F
11/15	ALERT ALL CORP NEW HOLLAND PA	272.50	15185 100F
11/20	INTEGRIS EQUIPMENT, LL 888-228-7584 NY	2,980.00	15245 400F
11/28	INTEGRIS EQUIPMENT, LL 888-228-7584 NY	391.50	15226 400F
12/02	WM SUPERCENTER #1381 APACHE JUNCTI AZ	60.97	15273 100F
	TINA GEROLA		
	TRANSACTIONS THIS CYCLE (CARD 7150)	\$4,120.89	

ACCOUNT ACTIVITY (CONTINUED)

Date of Transaction	Merchant Name or Transaction Description	\$ Amount	
11/17	DIGITAL JUICE 407-5315540 FL DANIEL MCKINNEY TRANSACTIONS THIS CYCLE (CARD 7168) \$99.95	99.95	15257 100F
11/23	ROGUE FITNESS 614-3586180 OH BRETT BROMAN TRANSACTIONS THIS CYCLE (CARD 3268) \$947.50	947.50	15218 100F
11/15	ADOBE 800-833-6687 CA	196.25	15190 100F
11/16	OFFICEMAX/OFFICEDEPOT6 APACHE JUNCTI AZ	293.09	15261 100F
11/29	DNH*GODADDY.COM 480-5058855 AZ ANNA BUTEL TRANSACTIONS THIS CYCLE (CARD 8491) \$699.91	209.97	15262 100F
11/10	& SUMMIT SIGN AND SAFETY 08007864035 FL	491.80	15201 100F
11/14	OFFICEMAX/OFFICEDEPOT6 APACHE JUNCTI AZ	98.16	15201 100F
11/15	OFFICE DEPOT #5101 800-463-3768 AZ	140.08	150F PD 15201 \$93.37 150F PD 15202 \$46.70
11/20	COSTCO *BUS CENTER 827 602-274-4651 AZ	684.00	150F PD 15201 \$456.00 150F PD 15202 \$228.00
11/20	FEDEX 251895829 MEMPHIS TN	14.41	15201 100F
12/05	Amazon.com AMZN.COM/BILL WA	142.93	15201 100F
12/06	ADOBE *ACROPRO SUBS 800-833-6687 CA VAUGHN CROSHAW TRANSACTIONS THIS CYCLE (CARD 8639) \$1,527.78	16.95	15201 100F
10/23	COA*ONETRAVEL.COM AIR ONETRAVEL.COM NV	-115.02	
10/23	COA*ONETRAVEL.COM AIR ONETRAVEL.COM NV	-140.82	
10/23	COA*ONETRAVEL.COM AIR ONETRAVEL.COM NV BRYAN HEUN TRANSACTIONS THIS CYCLE (CARD 5528) -\$361.55	-105.71	

2017 Totals Year-to-Date	
Total fees charged in 2017	\$0.00
Total interest charged in 2017	\$0.00

Year-to-date totals do not reflect any fee or interest refunds you may have received.

INTEREST CHARGES

Your Annual Percentage Rate (APR) is the annual interest rate on your account.

Balance Type	Annual Percentage Rate (APR)	Balance Subject To Interest Rate	Interest Charges
PURCHASES			
Purchases	11.24% (v)(d)	-0-	-0-
CASH ADVANCES			
Cash Advances	20.24% (v)(d)	-0-	-0-
BALANCE TRANSFERS			
Balance Transfer	11.24% (v)(d)	-0-	-0-

(v) = Variable Rate
 (d) = Daily Balance Method (including new transactions)
 (a) = Average Daily Balance Method (including new transactions)
 30 Days in Billing Period
 Please see Information About Your Account section for the Calculation of Balance Subject to Interest Rate, Annual Renewal Notice, How to Avoid Interest on Purchases, and other important information, as applicable.

Superstition Fire & Medical District Monthly Pinal County Treasurer's Bank Account Reconciliation

200 Capital Projects Fund

Reconciliation References:

- A Previous month's bank ending balance / current month's bank beginning balance
- B Interest Income
- C Current month's property tax receipts (real and personal)
- D Current month's Accounts Payable disbursements
- E Current month's bank ending balance
- F Cash Balance per G/L Balance Sheet



**Superstition Fire & Medical District
Capital Project (Fund 200) Cash Reconciliation
Fiscal Year 2017 - 2018
12/31/2017**



	Deposits (Cash Receipts)	Cash Disbursements	Book Balance
Book Balance as of: 12/1/2017			<u>\$1,231,571.06</u> (A)
<u>Activity During the Month</u>			
Journal Entries:			
Interest Income (Expense):	837.59		837.59 (B)
Deposits			-
Revenue Transfer			-
Cash Receipts			
2017 Real Estate Taxes	77,971.49		77,971.49 (C)
2017 Pers. Prop. Taxes	8,838.85		8,838.85 (C)
SRP Contributions			-
Cash Disbursements			
A) Accounts Payable		(85,176.83)	(85,176.83) (D)
B) Transfer In / Out			-
C) Refund Interest			0.00
	<u>\$87,647.93</u>	<u>(85,176.83)</u>	<u>\$1,234,042.16</u>

Pinal County Bank Balance

Ending Bank Balance as of: 12/31/2017 Balance from YTD Column \$ 1,234,042.16 (E)

Less: Outstanding Warrants	Check #		
			-
			<u>\$ 1,234,042.16</u>
Prepared by: <u>Jessie Burke 1/2/18</u>		Balance per B/S	<u>\$ 1,234,042.16</u> (F)
Reviewed by: <u>Roger Wood 1/2/18</u>		Difference	\$ -



Pinal County Treasurer

Monthly Statement

Date Range: 12/1/2017 to 12/31/2017

Account	Period	YTD		
6116421101	Superstition Fire & Medical Dist Capital Projects			
Begin Balance:	(A) 1,231,571.06	906,322.39		
Income:	87,647.93	596,012.23		
LOC Advance:	.00	.00		
Expense:	(85,176.83)	(268,292.46)	LOC:	.00
LOC Payments:	.00	.00	Warrants Outstanding:	.00
Cash Balance:	(E) 1,234,042.16	1,234,042.16	End:	1,234,042.16

Monthly Statement Summary

Source Code	Description	MTDAmount	YTDAmount
6116421101	Superstition Fire & Medical Dist Capital Projects	Beginning Balance: 1,231,571.06	906,322.39
11100.2017	2017 Real Estate Taxes	77,971.49	519,608.36
12100.2017	2017 Personal Property Taxes	8,838.85	51,499.21
14100.0	Salt River Contribution	.00	13,584.01
21100.41	Wells Fargo Repo Investment Interest	145.41	505.67
21100.43	Wells Fargo Trust Investment Interest	13.40	62.02
21100.46	Wells Fargo Investment Investment Interest	6.92	1,567.13
21100.70	Vining Sparks Investment Interest	620.50	2,409.60
21100.80	Stifel Nicolaus & Company Investment Interest	51.36	649.83
73160.0	Deposits	.00	6,126.40
90400.0	Refund Interest	.00	(.01)
90930.0	Warrants Redeemed	(85,176.83)	(268,292.45)
	Ending Balance:	1,234,042.16	1,234,042.16

Monthly Statement Detail

Date	Notes	Doc #	Amount	C/D
6116421101 Superstition Fire & Medical Dist Capital Projects			Beginning Balance: 1,231,571.06	
11100.2017 2017 Real Estate Taxes			Source Code Total: 77,971.49	
12/01	Tax Distribution	0	577.84	C
12/01	Tax Distribution	0	512.81	C
12/01	Tax Distribution	0	635.33	C
12/01	Tax Distribution	0	30.15	C
12/04	Tax Distribution	0	(37.50)	C
12/04	Tax Distribution	0	446.89	C
12/04	Tax Distribution	0	541.86	C
12/04	Tax Distribution	0	271.61	C
12/05	Tax Distribution	0	2,554.15	C
12/05	Tax Distribution	0	423.82	C
12/05	Tax Distribution	0	73.29	C
12/05	Tax Distribution	0	899.92	C
12/06	Tax Distribution	0	884.64	C
12/06	Tax Distribution	0	1,220.67	C
12/06	Tax Distribution	0	1,687.82	C
12/06	Tax Distribution	0	960.09	C
12/07	Tax Distribution	0	283.62	C
12/07	Tax Distribution	0	371.74	C
12/07	Tax Distribution	0	856.15	C
12/07	Tax Distribution	0	637.76	C
12/08	Tax Distribution	0	891.86	C
12/08	Tax Distribution	0	650.22	C
12/08	Tax Distribution	0	790.70	C
12/08	Tax Distribution	0	90.88	C
12/11	Tax Distribution	0	293.14	C



Pinal County Treasurer

Monthly Statement

Date Range: 12/1/2017 to 12/31/2017

12/11	Tax Distribution	0	541.62	C
12/11	Tax Distribution	0	471.02	C
12/12	Tax Distribution	0	1,455.50	C
12/12	Tax Distribution	0	509.62	C
12/12	Tax Distribution	0	1,261.37	C
12/13	Tax Distribution	0	905.63	C
12/13	Tax Distribution	0	474.67	C
12/13	Tax Distribution	0	1,100.73	C
12/14	Tax Distribution	0	1,544.98	C
12/14	Tax Distribution	0	998.24	C
12/14	Tax Distribution	0	1,845.44	C
12/14	Tax Distribution	0	178.31	C
12/15	Tax Distribution	0	969.98	C
12/15	Tax Distribution	0	792.27	C
12/15	Tax Distribution	0	1,508.62	C
12/15	Tax Distribution	0	204.53	C
12/18	Tax Distribution	0	260.23	C
12/18	Tax Distribution	0	1,041.20	C
12/18	Tax Distribution	0	65.07	C
12/18	Tax Distribution	0	723.18	C
12/19	Tax Distribution	0	2,357.88	C
12/19	Tax Distribution	0	3,231.89	C
12/19	Tax Distribution	0	400.11	C
12/20	Tax Distribution	0	829.33	C
12/20	Tax Distribution	0	1,406.18	C
12/20	Tax Distribution	0	875.17	C
12/21	Tax Distribution	0	2,730.39	C
12/21	Tax Distribution	0	79.85	C
12/22	Tax Distribution	0	2,517.28	C
12/22	Tax Distribution	0	1,068.61	C
12/22	Tax Distribution	0	42.09	C
12/26	Tax Distribution	0	1,012.77	C
12/26	Tax Distribution	0	364.70	C
12/27	Tax Distribution	0	6,868.58	C
12/27	Tax Distribution	0	352.75	C
12/27	Tax Distribution	0	1,205.75	C
12/27	Tax Distribution	0	1,502.27	C
12/27	Tax Distribution	0	2,941.19	C
12/27	Tax Distribution	0	1,151.32	C
12/28	Tax Distribution	0	5,640.26	C
12/28	Tax Distribution	0	201.21	C
12/28	Tax Distribution	0	244.43	C
12/28	Tax Distribution	0	2,126.21	C
12/29	Tax Distribution	0	1,791.03	C
12/29	Tax Distribution	0	556.55	C
12/29	Tax Distribution	0	1,767.74	C
12/29	Tax Distribution	0	939.77	C
12/29	Tax Distribution	0	364.51	C
12100.2017 2017 Personal Property Taxes			Source Code Total: 8,838.85	
12/01	Tax Distribution	0	64.53	C
12/01	Tax Distribution	0	153.10	C
12/01	Tax Distribution	0	26.26	C
12/01	Tax Distribution	0	1.08	C
12/04	Tax Distribution	0	30.07	C
12/04	Tax Distribution	0	96.68	C
12/04	Tax Distribution	0	22.56	C
12/05	Tax Distribution	0	10.31	C



Pinal County Treasurer

Monthly Statement

Date Range: 12/1/2017 to 12/31/2017

12/05	Tax Distribution	0	148.68	C
12/05	Tax Distribution	0	69.50	C
12/05	Tax Distribution	0	96.36	C
12/06	Tax Distribution	0	170.78	C
12/06	Tax Distribution	0	207.53	C
12/06	Tax Distribution	0	335.94	C
12/06	Tax Distribution	0	64.47	C
12/07	Tax Distribution	0	77.71	C
12/07	Tax Distribution	0	34.52	C
12/07	Tax Distribution	0	210.88	C
12/07	Tax Distribution	0	70.20	C
12/08	Tax Distribution	0	165.94	C
12/08	Tax Distribution	0	130.84	C
12/08	Tax Distribution	0	72.47	C
12/08	Tax Distribution	0	58.57	C
12/11	Tax Distribution	0	17.84	C
12/11	Tax Distribution	0	52.55	C
12/11	Tax Distribution	0	141.59	C
12/12	Tax Distribution	0	85.08	C
12/12	Tax Distribution	0	94.04	C
12/12	Tax Distribution	0	201.47	C
12/13	Tax Distribution	0	120.63	C
12/13	Tax Distribution	0	82.73	C
12/13	Tax Distribution	0	259.08	C
12/14	Tax Distribution	0	(10.78)	C
12/14	Tax Distribution	0	182.13	C
12/14	Tax Distribution	0	101.11	C
12/14	Tax Distribution	0	201.67	C
12/14	Tax Distribution	0	19.88	C
12/15	Tax Distribution	0	95.98	C
12/15	Tax Distribution	0	219.24	C
12/15	Tax Distribution	0	160.29	C
12/15	Tax Distribution	0	8.88	C
12/18	Tax Distribution	0	37.01	C
12/18	Tax Distribution	0	163.41	C
12/18	Tax Distribution	0	5.14	C
12/18	Tax Distribution	0	125.77	C
12/19	Tax Distribution	0	327.88	C
12/19	Tax Distribution	0	255.58	C
12/19	Tax Distribution	0	81.29	C
12/20	Tax Distribution	0	192.91	C
12/20	Tax Distribution	0	113.94	C
12/20	Tax Distribution	0	137.06	C
12/21	Tax Distribution	0	257.79	C
12/21	Tax Distribution	0	19.75	C
12/22	Tax Distribution	0	510.81	C
12/22	Tax Distribution	0	122.05	C
12/26	Tax Distribution	0	100.33	C
12/26	Tax Distribution	0	43.10	C
12/27	Tax Distribution	0	264.92	C
12/27	Tax Distribution	0	201.78	C
12/27	Tax Distribution	0	153.62	C
12/27	Tax Distribution	0	115.68	C
12/27	Tax Distribution	0	196.19	C
12/28	Tax Distribution	0	572.48	C
12/28	Tax Distribution	0	6.94	C
12/28	Tax Distribution	0	16.43	C



Pinal County Treasurer

Monthly Statement

Date Range: 12/1/2017 to 12/31/2017

12/28	Tax Distribution	0	75.27	C
12/29	Tax Distribution	0	128.34	C
12/29	Tax Distribution	0	74.12	C
12/29	Tax Distribution	0	101.22	C
12/29	Tax Distribution	0	85.65	C
21100.41	Wells Fargo Repo Investment Interest		Source Code Total: 145.41	
12/04	Investment Interest	0	145.41	C
21100.43	Wells Fargo Trust Investment Interest		Source Code Total: 13.40	
12/04	Investment Interest	0	13.40	C
21100.46	Wells Fargo Investment Investment Interest		Source Code Total: 6.92	
12/11	Investment Interest	0	6.92	C
21100.70	Vining Sparks Investment Interest		Source Code Total: 620.50	
12/08	Investment Interest	0	76.02	C
12/20	Investment Interest	0	89.22	C
12/22	Investment Interest	0	261.60	C
12/26	Investment Interest	0	86.18	C
12/27	Investment Interest	0	107.48	C
21100.80	Stifel Nicolaus & Company Investment Interest		Source Code Total: 51.36	
12/28	Investment Interest	0	51.36	C
90930.0	Warrants Redeemed		Source Code Total: (85,176.83)	
12/05	Paid Warrants	0	(44,960.92)	D
12/08	Paid Warrants	0	(168.00)	D
12/19	Paid Warrants	0	(36,847.76)	D
12/21	Paid Warrants	0	(3,200.15)	D
6116421101 Superstition Fire & Medical Dist Capital Projects			Ending Balance: 1,234,042.16	

Warrant Detail

Payee Name	Warrant	Amount	Issue Dt	Status Dt	Voucher
6116421101 Superstition Fire & Medical Dist Capital Projects					Account Total: 85,176.83
Fund: 1107					Fund Total: 85,176.83
Status: PAID					Status Total: 85,176.83
CITY OF MESA	1107000499	168.00	11/29/17	12/08/17	
MOTOROLA SOLUTIONS, INC	1107000500	44,960.92	11/29/17	12/05/17	
AZ DEPT OF REVENUE-SALES TAX	1107000501	5.04	12/13/17	12/21/17	
GOVDIRECT, INC	1107000502	3,195.11	12/13/17	12/21/17	
PHYSIO-CONTROL, INC.	1107000503	36,847.76	12/13/17	12/19/17	
	Count	Amount			
Total PAID:	5	85,176.83			

Superstition Fire & Medical District

Balance Sheet

As of 12/31/2017

FUND: (200) Capital Projects Fund

Assets

Current Assets

Fund Cash - Capital Projects	\$1,234,042.16	
Due From other funds	950,000.00	
Total Current Assets	<u>2,184,042.16</u>	\$2,184,042.16

\$ 1,234,042.16 (F)

Total Assets

\$2,184,042.16

Liabilities and Equity

Equity

Fund Balance - Capital Projects	\$1,856,102.39	
Current Year Profit/Loss	327,939.77	
Total Equity	<u>2,184,042.16</u>	2,184,042.16

Total Liabilities and Equity

\$2,184,042.16

Superstition Fire & Medical District Monthly Pinal County Treasurer's Bank Account Reconciliation

400 Special Revenue Fund

Reconciliation References:

- A Previous month's bank ending balance / current month's bank beginning balance
- B Interest Income
- C Current month's deposits
- D Current month's Accounts Payable disbursements
- E Current month's bank ending balance
- F Cash Balance per G/L Balance Sheet
- G Chase MasterCard credit card payment – warrant #1105000231 (paid 12/20/17)



**Superstition Fire & Medical District
Special Revenue (Fund 400) Cash Reconciliation
Fiscal Year 2017 - 2018
12/31/2017**



	Deposits (Cash Receipts)	Cash Disbursements	Book Balance
Book Balance as of: 12/1/2017			\$68,765.60 (A)
<u>Activity During the Month</u>			
Journal Entries:			
Interest Income (Expense):	54.38		54.38 (B)
Cash Receipts			
46750 FEMA Grant Receipts			-
47020 AED Donations			-
47100 EMS Cardiac Donations			-
47110 EMS Equipment Donations			-
47120 Prevention/Pub Ed Donations			-
47130 General Donations	600.00		600.00 (C)
Deposits			
Revenue Transfer			-
Cash Disbursements			
A) Accounts Payable		(34,774.26)	(34,774.26) (D)
B) Transfer In / Out			-
C) Refund Interest			-
	<u>\$654.38</u>	<u>(34,774.26)</u>	<u>\$34,645.72</u>
<u>Pinal County Bank Balance</u>			
Ending Bank Balance as of: 12/31/2017	Balance from YTD Column		\$ 34,645.72 (E)
Less: Outstanding Warrants	Check #		-
Plus: Deposits in Transit			-
			<u>\$ 34,645.72</u>
Prepared by: <u>April Duke 1/2/18</u>			Balance per B/S \$ 34,645.72 (F)
Reviewed by: <u>Roger Wood 1/2/18</u>			Difference \$ -



Pinal County Treasurer

Monthly Statement

Date Range: 12/1/2017 to 12/31/2017

Account	Period	YTD	
6116422901	Superstition Fire & Medical Dist Special Revenue		
Begin Balance:	(A) 68,765.60	69,908.49	
Income:	654.38	1,017.18	
LOC Advance:	.00	.00	
Expense:	(34,774.26)	(36,279.95)	LOC: .00
LOC Payments:	.00	.00	Warrants Outstanding: .00
Cash Balance:	(E) 34,645.72	34,645.72	End: 34,645.72

Monthly Statement Summary

Source Code	Description	MTDAmount	YTDAmount
6116422901	Superstition Fire & Medical Dist Special Revenue	Beginning Balance: 68,765.60	69,908.49
21100.41	Wells Fargo Repo Investment Interest	8.10	34.78
21100.43	Wells Fargo Trust Investment Interest	.75	4.41
21100.46	Wells Fargo Investment Investment Interest	.49	113.25
21100.70	Vining Sparks Investment Interest	42.17	170.14
21100.80	Stifel Nicolaus & Company Investment Interest	2.87	44.60
73160.0	Deposits	600.00	650.00
90930.0	Warrants Redeemed	(34,774.26)	(36,279.95)
	Ending Balance:	34,645.72	34,645.72

Monthly Statement Detail

Date	Notes	Doc #	Amount	C/D
6116422901 Superstition Fire & Medical Dist Special Revenue			Beginning Balance: 68,765.60	
21100.41	Wells Fargo Repo Investment Interest		Source Code Total: 8.10	
12/04	Investment Interest	0	8.10	C
21100.43	Wells Fargo Trust Investment Interest		Source Code Total: .75	
12/04	Investment Interest	0	.75	C
21100.46	Wells Fargo Investment Investment Interest		Source Code Total: .49	
12/11	Investment Interest	0	.49	C
21100.70	Vining Sparks Investment Interest		Source Code Total: 42.17	
12/08	Investment Interest	0	5.36	C
12/20	Investment Interest	0	6.11	C
12/22	Investment Interest	0	17.75	C
12/26	Investment Interest	0	5.82	C
12/27	Investment Interest	0	7.13	C
21100.80	Stifel Nicolaus & Company Investment Interest		Source Code Total: 2.87	
12/28	Investment Interest	0	2.87	C
73160.0	Deposits		Source Code Total: 600.00	
12/06	400.10.47130.10 K Aichele/inv 4341/ck 14260	0	100.00	C
12/20	400.10.47130.10 KachinaKraftKlub/inv 4358/ck 2138	0	500.00	C
90930.0	Warrants Redeemed		Source Code Total: (34,774.26)	
12/19	Paid Warrants	0	(31,402.76)	D
12/27	Paid Warrants	0	(3,371.50)	D
6116422901 Superstition Fire & Medical Dist Special Revenue			Ending Balance: 34,645.72	

Warrant Detail

Payee Name	Warrant	Amount	Issue Dt	Status Dt	Voucher
6116422901 Superstition Fire & Medical Dist Special Revenue			Account Total: 34,774.26		
Fund: 1105			Fund Total: 34,774.26		
Status: PAID			Status Total: 34,774.26		
PHYSIO-CONTROL, INC.	1105000230	31,402.76	12/13/17	12/19/17	
CHASE MASTER CARD	1105000231	3,371.50	12/20/17	12/27/17	
	Count	Amount			



Pinal County Treasurer

Monthly Statement

Date Range: 12/1/2017 to 12/31/2017

Total PAID:	2	34,774.26
-------------	---	-----------

Superstition Fire & Medical District

AR Payment Register (Detail)

Bank ID: Equal To S

Check No. / Payment ID	Payee Name / Customer Name	Invoice No. / Account Number	Amount Paid
BANK: S - SPECIAL REVENUE FUND			
DEPOSIT: 2,232	DATE: 12/06/17		
14260	K Aichele/inv 4341/ck 14260 (ONETIMECUST)	Check Invoice : 004341	\$100.00 \$100.00
		CHECK # 14260 TOTAL:	<u>\$100.00</u>
		DEPOSIT 2,232 TOTAL:	<u>\$100.00</u>
DEPOSIT: 2,241	DATE: 12/20/17		
2138	KachinaKraftKlub/inv 4358/2138 X (DONATION)	Check Invoice : 004358	\$500.00 \$500.00
		CHECK # 2138 TOTAL:	<u>\$500.00</u>
		DEPOSIT 2,241 TOTAL:	<u>\$500.00</u>
		TOTAL FOR BANK ID: S	<u><u>\$600.00</u></u>
		GRAND TOTAL OF ALL CHECKS:	\$600.00
		GRAND TOTAL OF ALL CREDIT CARDS:	\$0.00
		GRAND TOTAL OF ALL CASH:	\$0.00
		GRAND TOTAL OF ALL EFT:	\$0.00
		GRAND TOTAL OF ALL PAYMENTS:	<u>\$600.00</u>
		GRAND TOTAL OF ALL ADJUSTMENTS:	\$0.00
		COMBINED TOTAL:	<u><u>\$600.00</u></u>

Ⓢ

Superstition Fire & Medical District
AP Check Register (Current by Bank)
Check Dates: 12/1/2017 to 12/31/2017

Check No.	Date	Status	Vendor ID	Payee Name	Amount
BANK ID: S - SPECIAL REVENUE FUND					400-10-10400-10
230	12/13/17	P	MEDPC	Physio-Control, Inc.	\$31,402.76
231	12/20/17	P	CHASEM	Chase Master Card	\$3,371.50
BANK S REGISTER TOTAL:					\$34,774.26
GRAND TOTAL :					\$34,774.26

②

* Check Status Types: "P" - Printed ; "M" - Manual ; "V" - Void (Void Date) ; "A" - Application ; "E" - EFT
** Denotes broken check sequence.

Superstition Fire & Medical District

Balance Sheet

As of 12/31/2017

FUND: (400) Special Revenue Fund

Assets

Current Assets

Fund Cash - Special Revenue Fund

\$34,645.72

Total Current Assets

\$34,645.72

(F)

Total Assets

\$34,645.72

Liabilities and Equity

Current Liabilities

Sales Tax Payable

\$187.54

Total Current Liabilities

\$187.54

Total Liabilities

\$187.54

Equity

Fund Balance - Special Revenue Fund

\$69,900.20

Current Year Profit/Loss

(35,442.02)

Total Equity

34,458.18

Total Liabilities and Equity

\$34,645.72

CHASE
ink
P.O. BOX 15123
WILMINGTON, DE
19850-5123

5582508644559228001538000076935200000003

Get updates on the go
Log on to chase.com/alerts

Payment Due Date 01/04/18
New Balance \$7,693.52
Minimum Payment \$1,538.00

Account number: 5582 5086 4455 9228

05551 BEX 9 34417 C
ROGER WOOD
SUPERSTITION FIRE
565 N IDAHO RD
APACHE JUNCTION AZ 85119-4014

\$ _____ Amount Enclosed
Make your check payable to: Chase Card Services

CARDMEMBER SERVICE
PO BOX 94014
PALATINE IL 60094-4014

5000 160 28 16986445592289

BUSINESS CARD STATEMENT

Manage your account online:
www.chase.com/ink

Customer Service:
1-800-945-2028

Mobile: Download the
Chase Mobile® app today

ACCOUNT SUMMARY

Account Number: 5582 5086 4455 9228

Previous Balance	\$6,027.16
Payment, Credits	-\$6,027.16
Purchases	+\$7,693.52
Cash Advances	\$0.00
Balance Transfers	\$0.00
Fees Charged	\$0.00
Interest Charged	\$0.00
New Balance	\$7,693.52

Opening/Closing Date	11/11/17 - 12/10/17
Credit Limit	\$30,000
Available Credit	\$22,306
Cash Access Line	\$8,000
Available for Cash	\$6,000
Past Due Amount	\$0.00
Balance over the Credit Limit	\$0.00

PAYMENT INFORMATION

New Balance	\$7,693.52
Payment Due Date	01/04/18
Minimum Payment Due	\$1,538.00

Late Payment Warning: If we do not receive your minimum payment by the due date, you may have to pay up to a \$39 late fee.
Minimum Payment Warning: Enroll in Auto-Pay and avoid missing a payment. To enroll, call the number on the back of your card or go to the web site listed above.

400
\$3,371.50
12/20/17
231

YOUR ACCOUNT MESSAGES

& Item was transferred from lost / stolen account.

ACCOUNT ACTIVITY

Date of Transaction	Merchant Name or Transaction Description	\$ Amount	
12/06	QUICK N CLEAN #16 GOLD CANYON AZ	3.00	100F
12/06	QUICK N CLEAN #16 GOLD CANYON AZ	3.00	100F
	JASMIN JONES		
	TRANSACTIONS THIS CYCLE (CARD 1965)	\$6.00	
11/09	& THE HOME DEPOT #0408 MESA AZ	215.02	100F
	JEFF CRANMER		
	TRANSACTIONS THIS CYCLE (CARD 4830)	\$215.02	
11/18	Payment ThankYou Image Check	-5,282.16	
11/18	Payment ThankYou Image Check	-89.99	
11/18	Payment ThankYou Image Check	-283.46	
	ROGER WOOD		
	TRANSACTIONS THIS CYCLE (CARD 9228)	-\$5,665.61	
	INCLUDING PAYMENTS RECEIVED		
11/16	FEDEX 96226474 MEMPHIS TN	25.65	100F
11/16	HOBBY LOBBY #409 MESA AZ	16.16	100F
12/07	FEDEX 96439826 MEMPHIS TN	95.31	100F
	KELLY BARTZ		
	TRANSACTIONS THIS CYCLE (CARD 8168)	\$77.12	
11/09	& PROMOTIONS NOW MOORESTOWN NJ	425.92	100F
11/15	ALERT ALL CORP NEW HOLLAND PA	272.50	100F
11/20	INTEGRIS EQUIPMENT, LL 888-228-7664 NY	2,980.00	400F
11/28	INTEGRIS EQUIPMENT, LL 888-228-7664 NY	391.50	400F
12/02	WM SUPERCENTER #1981 APACHE JUNCTI AZ	50.97	100F
	TINA GEROLA		
	TRANSACTIONS THIS CYCLE (CARD 7150)	\$4,120.89	

ACCOUNT ACTIVITY (CONTINUED)

Date of Transaction	Merchant Name or Transaction Description	\$ Amount	
11/17	DIGITAL JUICE 407-5315540 FL DANIEL MCKINNEY TRANSACTIONS THIS CYCLE (CARD 7168) \$99.95	99.95	100F
11/23	ROGUE FITNESS 614-3586190 OH BRETT BROMAN TRANSACTIONS THIS CYCLE (CARD 8268) \$947.50	947.50	100F
11/15	ADOBE 800-833-6687 CA	196.25	100F
11/16	OFFICEMAX/OFFICEDEPOT6 APACHE JUNCTI AZ	293.09	100F
11/29	DNH*GODADDY.COM 480-5058855 AZ ANNA BUTEL TRANSACTIONS THIS CYCLE (CARD 8491) \$699.31	209.97	100F
11/10	& SUMMIT SIGN AND SAFETY 08007864035 FL	491.80	100F
11/14	OFFICEMAX/OFFICEDEPOT6 APACHE JUNCTI AZ	38.16	100F
11/15	OFFICE DEPOT #5101 800-463-8768 AZ	140.08	150F
11/20	COSTCO *BUS CENTER 827 602-274-4651 AZ	684.00	150F
11/20	FEDEX 251895829 MEMPHIS TN	14.41	100F
12/05	Amazon.com AMZN.COM/BILL WA	142.93	100F
12/06	ADOBE *ACROPRO SUBS 800-833-6687 CA VAUGHN CROSHAW TRANSACTIONS THIS CYCLE (CARD 8939) \$1,527.73	16.85	100F
10/23	COA*ONETRAVEL.COM AIR ONETRAVEL.COMNV	-115.02	
10/23	COA*ONETRAVEL.COM AIR ONETRAVEL.COMNV	-140.82	
10/23	COA*ONETRAVEL.COM AIR ONETRAVEL.COMNV BRYAN HEUN TRANSACTIONS THIS CYCLE (CARD 5528) -\$361.55	-105.71	

2017 Totals Year-to-Date	
Total fees charged in 2017	\$0.00
Total interest charged in 2017	\$0.00

Year-to-date totals do not reflect any fee or interest refunds you may have received.

INTEREST CHARGES

Your Annual Percentage Rate (APR) is the annual interest rate on your account.

Balance Type	Annual Percentage Rate (APR)	Balance Subject To Interest Rate	Interest Charges
PURCHASES			
Purchases	11.24% (v)(d)	-0-	-0-
CASH ADVANCES			
Cash Advances	20.24% (v)(d)	-0-	-0-
BALANCE TRANSFERS			
Balance Transfer	11.24% (v)(d)	-0-	-0-

(v) = Variable Rate
 (d) = Daily Balance Method (including new transactions)
 (a) = Average Daily Balance Method (including new transactions)
 Please see Information About Your Account section for the Calculation of Balance Subject to Interest Rate, Annual Renewal Notice, How to Avoid Interest on Purchases, and other important information, as applicable.

30 Days in Billing Period

Superstition Fire & Medical District Monthly Pinal County Treasurer's Bank Account Reconciliation

500 Debt Principal Fund

Reconciliation References:

- A Previous month's bank ending balance / current month's bank beginning balance
- B Interest Income
- C Current month's property tax receipts (real and personal)
- D Current month's bank ending balance
- E Cash Balance per G/L Balance Sheet



Superstition Fire & Medical District
Debt Retirement Principal (Fund 500) Cash Reconciliation
Fiscal Year 2017 - 2018
12/31/2017



Book Balance as of:	12/1/2017	<u>Deposits</u> (Cash Receipts)	<u>Cash</u> Disbursements	<u>Book</u> Balance
				\$367,106.05 (A)

Activity During the Month

Journal Entries:

Interest Income (Expense):	191.60		191.60 (B)
----------------------------	--------	--	------------

Cash Receipts

2009 Real Estate Taxes		-
2010 Real Estate Taxes		-
2011 Real Estate Taxes		-
2012 Real Estate Taxes		-
2013 Real Estate Taxes		-
2015 Real Estate Taxes		-
2016 Real Estate Taxes	868.20	868.20
2017 Real Estate Taxes	42,600.69	42,600.69
2007 Pers. Prop. Taxes		-
2008 Pers. Prop. Taxes		-
2009 Pers. Prop. Taxes		-
2010 Pers. Prop. Taxes		-
2011 Pers. Prop. Taxes	0.63	0.53
2012 Pers. Prop. Taxes	5.07	5.07
2013 Pers. Prop. Taxes	1.15	1.15
2014 Pers. Prop. Taxes	7.10	7.10
2015 Pers. Prop. Taxes	46.50	46.50
2016 Pers. Prop. Taxes	228.65	228.65
2017 Pers. Prop. Taxes	4,828.74	4,828.74
SRP Contributions		-

Deposits

Revenue Transfer

Cash Disbursements

A) Accounts Payable			-
B) Transfer In / Out			-
C) Refund Interest			0.00

\$48,778.23	0.00		\$415,884.28
-------------	------	--	--------------

Pinal County Bank Balance

Ending Bank Balance as of:	12/31/2017	Balance from YTD Column	\$ 415,884.28 (D)
----------------------------	------------	-------------------------	-------------------

Less: Outstanding Warrants
 Plus: Deposits in Transit

Check #

[Redacted]	-
[Redacted]	-
[Redacted]	-
	\$ 415,884.28

Prepared by: Joseph Drake 1/2/18

Balance per B/S \$ 415,884.28 (E)

Reviewed by: Roger Wood 1/2/18

Difference \$ -



Pinal County Treasurer

Monthly Statement

Date Range: 12/1/2017 to 12/31/2017

Account	Period	YTD		
6116421407	Superstition Fire & Medical Debt Ret Prncp 2006			
Begin Balance:	(A) 367,106.05	89,414.87		
Income:	48,778.23	326,470.86		
LOC Advance:	.00	.00		
Expense:	.00	(1.45)	LOC:	.00
LOC Payments:	.00	.00	Warrants Outstanding:	.00
Cash Balance:	(D) 415,884.28	415,884.28	End:	415,884.28

Monthly Statement Summary

Source Code	Description	MTDAmount	YTDAmount	
6116421407	Superstition Fire & Medical Debt Ret Prncp 2006	Beginning Balance:	367,106.05	89,414.87
11100.2015	2015 Real Estate Taxes	.00	.09	
11100.2016	2016 Real Estate Taxes	868.20	4,285.51	
11100.2017	2017 Real Estate Taxes	42,600.69	283,894.81	
12100.2007	2007 Personal Property Taxes	.00	4.62	
12100.2008	2008 Personal Property Taxes	.00	5.35	
12100.2009	2009 Personal Property Taxes	.00	7.02	
12100.2010	2010 Personal Property Taxes	.00	5.67	
12100.2011	2011 Personal Property Taxes	.53	14.11	
12100.2012	2012 Personal Property Taxes	5.07	20.91	
12100.2013	2013 Personal Property Taxes	1.15	168.35	
12100.2014	2014 Personal Property Taxes	7.10	56.76	
12100.2015	2015 Personal Property Taxes	46.50	137.26	
12100.2016	2016 Personal Property Taxes	228.65	714.76	
12100.2017	2017 Personal Property Taxes	4,828.74	28,134.83	
14100.0	Salt River Contribution	.00	7,421.85	
21100.41	Wells Fargo Repo Investment Interest	41.96	141.28	
21100.43	Wells Fargo Trust Investment Interest	3.87	14.77	
21100.46	Wells Fargo Investment Investment Interest	1.54	491.59	
21100.70	Vining Sparks Investment Interest	129.95	731.33	
21100.80	Stifel Nicolaus & Company Investment Interest	14.28	219.99	
90400.0	Refund Interest	.00	(1.45)	
	Ending Balance:	415,884.28	415,884.28	

Handwritten notes: \$48,586.63 (circled) and \$191.00 (circled) with brackets grouping rows 12100.2011 through 12100.2017 and 21100.43 through 21100.80 respectively.

Monthly Statement Detail

Date	Notes	Doc #	Amount	C/D
6116421407 Superstition Fire & Medical Debt Ret Prncp 2006			Beginning Balance: 367,106.05	
11100.2016	2016 Real Estate Taxes		Source Code Total: 868.20	
12/01	Tax Distribution	0	22.51	C
12/01	Tax Distribution	0	132.95	C
12/04	Tax Distribution	0	16.83	C
12/05	Tax Distribution	0	12.14	C
12/06	Tax Distribution	0	20.37	C
12/06	Tax Distribution	0	9.32	C
12/06	Tax Distribution	0	9.57	C
12/06	Tax Distribution	0	11.94	C
12/07	Tax Distribution	0	2.25	C
12/07	Tax Distribution	0	47.09	C
12/07	Tax Distribution	0	9.76	C
12/08	Tax Distribution	0	7.95	C
12/08	Tax Distribution	0	12.30	C



Pinal County Treasurer

Monthly Statement

Date Range: 12/1/2017 to 12/31/2017

12/08	Tax Distribution	0	2.55	C
12/11	Tax Distribution	0	3.96	C
12/11	Tax Distribution	0	141.42	C
12/11	Tax Distribution	0	2.12	C
12/12	Tax Distribution	0	9.45	C
12/12	Tax Distribution	0	19.36	C
12/12	Tax Distribution	0	.62	C
12/13	Tax Distribution	0	.23	C
12/13	Tax Distribution	0	8.31	C
12/14	Tax Distribution	0	21.93	C
12/14	Tax Distribution	0	3.09	C
12/14	Tax Distribution	0	6.18	C
12/15	Tax Distribution	0	3.50	C
12/15	Tax Distribution	0	3.29	C
12/15	Tax Distribution	0	.74	C
12/15	Tax Distribution	0	2.47	C
12/18	Tax Distribution	0	3.88	C
12/18	Tax Distribution	0	25.96	C
12/18	Tax Distribution	0	4.95	C
12/20	Tax Distribution	0	19.24	C
12/20	Tax Distribution	0	1.00	C
12/20	Tax Distribution	0	17.06	C
12/21	Tax Distribution	0	7.64	C
12/22	Tax Distribution	0	11.89	C
12/22	Tax Distribution	0	39.55	C
12/22	Tax Distribution	0	3.39	C
12/26	Tax Distribution	0	.67	C
12/27	Tax Distribution	0	3.58	C
12/27	Tax Distribution	0	27.39	C
12/27	Tax Distribution	0	9.91	C
12/28	Tax Distribution	0	5.46	C
12/29	Tax Distribution	0	8.94	C
12/29	Tax Distribution	0	21.46	C
12/29	Tax Distribution	0	28.82	C
12/29	Tax Distribution	0	30.85	C
12/29	Tax Distribution	0	52.36	C
11100.2017 2017 Real Estate Taxes			Source Code Total: 42,600.69	
12/01	Tax Distribution	0	315.72	C
12/01	Tax Distribution	0	280.17	C
12/01	Tax Distribution	0	347.13	C
12/01	Tax Distribution	0	16.47	C
12/04	Tax Distribution	0	(20.49)	C
12/04	Tax Distribution	0	244.18	C
12/04	Tax Distribution	0	296.07	C
12/04	Tax Distribution	0	148.40	C
12/05	Tax Distribution	0	40.05	C
12/05	Tax Distribution	0	491.66	C
12/05	Tax Distribution	0	1,395.33	C
12/05	Tax Distribution	0	231.56	C
12/06	Tax Distribution	0	483.35	C
12/06	Tax Distribution	0	666.96	C
12/06	Tax Distribution	0	922.15	C
12/06	Tax Distribution	0	524.56	C
12/07	Tax Distribution	0	154.98	C
12/07	Tax Distribution	0	203.11	C
12/07	Tax Distribution	0	467.77	C
12/07	Tax Distribution	0	348.42	C



Pinal County Treasurer

Monthly Statement

Date Range: 12/1/2017 to 12/31/2017

12/08	Tax Distribution	0	487.25	C
12/08	Tax Distribution	0	355.25	C
12/08	Tax Distribution	0	432.03	C
12/08	Tax Distribution	0	49.66	C
12/11	Tax Distribution	0	160.16	C
12/11	Tax Distribution	0	295.94	C
12/11	Tax Distribution	0	257.36	C
12/12	Tax Distribution	0	795.25	C
12/12	Tax Distribution	0	278.44	C
12/12	Tax Distribution	0	689.15	C
12/13	Tax Distribution	0	494.81	C
12/13	Tax Distribution	0	259.32	C
12/13	Tax Distribution	0	601.41	C
12/14	Tax Distribution	0	844.10	C
12/14	Tax Distribution	0	545.44	C
12/14	Tax Distribution	0	1,008.29	C
12/14	Tax Distribution	0	97.43	C
12/15	Tax Distribution	0	529.98	C
12/15	Tax Distribution	0	432.86	C
12/15	Tax Distribution	0	824.26	C
12/15	Tax Distribution	0	111.74	C
12/18	Tax Distribution	0	142.18	C
12/18	Tax Distribution	0	568.85	C
12/18	Tax Distribution	0	35.55	C
12/18	Tax Distribution	0	395.16	C
12/19	Tax Distribution	0	1,288.26	C
12/19	Tax Distribution	0	1,765.80	C
12/19	Tax Distribution	0	218.60	C
12/20	Tax Distribution	0	453.09	C
12/20	Tax Distribution	0	768.25	C
12/20	Tax Distribution	0	478.15	C
12/21	Tax Distribution	0	1,491.71	C
12/21	Tax Distribution	0	43.63	C
12/22	Tax Distribution	0	1,375.30	C
12/22	Tax Distribution	0	583.87	C
12/22	Tax Distribution	0	22.99	C
12/26	Tax Distribution	0	553.37	C
12/26	Tax Distribution	0	199.27	C
12/27	Tax Distribution	0	3,752.74	C
12/27	Tax Distribution	0	192.73	C
12/27	Tax Distribution	0	658.78	C
12/27	Tax Distribution	0	820.79	C
12/27	Tax Distribution	0	1,607.01	C
12/27	Tax Distribution	0	629.03	C
12/28	Tax Distribution	0	3,081.65	C
12/28	Tax Distribution	0	109.93	C
12/28	Tax Distribution	0	133.55	C
12/28	Tax Distribution	0	1,161.68	C
12/29	Tax Distribution	0	978.58	C
12/29	Tax Distribution	0	304.09	C
12/29	Tax Distribution	0	965.80	C
12/29	Tax Distribution	0	513.47	C
12/29	Tax Distribution	0	199.15	C
12100.2011	2011 Personal Property Taxes		Source Code Total: .53	
12/29	Tax Distribution	0	.53	C
12100.2012	2012 Personal Property Taxes		Source Code Total: 5.07	
12/04	Tax Distribution	0	.68	C



Pinal County Treasurer

Monthly Statement

Date Range: 12/1/2017 to 12/31/2017

12/21	Tax Distribution	0	.55	C
12/29	Tax Distribution	0	.68	C
12/29	Tax Distribution	0	3.16	C
12100.2013 2013 Personal Property Taxes			Source Code Total: 1.15	
12/06	Tax Distribution	0	.47	C
12/29	Tax Distribution	0	.68	C
12100.2014 2014 Personal Property Taxes			Source Code Total: 7.10	
12/04	Tax Distribution	0	1.47	C
12/08	Tax Distribution	0	.96	C
12/08	Tax Distribution	0	1.41	C
12/20	Tax Distribution	0	1.67	C
12/29	Tax Distribution	0	1.59	C
12100.2015 2015 Personal Property Taxes			Source Code Total: 46.50	
12/04	Tax Distribution	0	1.97	C
12/06	Tax Distribution	0	.82	C
12/07	Tax Distribution	0	9.11	C
12/08	Tax Distribution	0	.48	C
12/08	Tax Distribution	0	6.72	C
12/12	Tax Distribution	0	3.35	C
12/13	Tax Distribution	0	.07	C
12/14	Tax Distribution	0	13.73	C
12/14	Tax Distribution	0	.62	C
12/18	Tax Distribution	0	.78	C
12/18	Tax Distribution	0	2.47	C
12/19	Tax Distribution	0	.49	C
12/28	Tax Distribution	0	2.33	C
12/29	Tax Distribution	0	1.90	C
12/29	Tax Distribution	0	1.66	C
12100.2016 2016 Personal Property Taxes			Source Code Total: 228.65	
12/01	Tax Distribution	0	1.18	C
12/01	Tax Distribution	0	1.51	C
12/04	Tax Distribution	0	3.09	C
12/04	Tax Distribution	0	1.35	C
12/05	Tax Distribution	0	.50	C
12/05	Tax Distribution	0	1.04	C
12/06	Tax Distribution	0	13.84	C
12/06	Tax Distribution	0	13.58	C
12/06	Tax Distribution	0	1.22	C
12/07	Tax Distribution	0	83.33	C
12/08	Tax Distribution	0	2.68	C
12/08	Tax Distribution	0	6.92	C
12/08	Tax Distribution	0	.53	C
12/11	Tax Distribution	0	.79	C
12/11	Tax Distribution	0	2.73	C
12/12	Tax Distribution	0	.54	C
12/12	Tax Distribution	0	1.93	C
12/13	Tax Distribution	0	2.87	C
12/14	Tax Distribution	0	36.05	C
12/14	Tax Distribution	0	3.04	C
12/14	Tax Distribution	0	2.37	C
12/15	Tax Distribution	0	3.98	C
12/15	Tax Distribution	0	5.10	C
12/18	Tax Distribution	0	4.30	C
12/19	Tax Distribution	0	4.51	C
12/19	Tax Distribution	0	1.55	C
12/20	Tax Distribution	0	10.12	C
12/20	Tax Distribution	0	6.28	C



Pinal County Treasurer

Monthly Statement

Date Range: 12/1/2017 to 12/31/2017

12/22	Tax Distribution	0	.29	C
12/22	Tax Distribution	0	2.19	C
12/27	Tax Distribution	0	(2.08)	C
12/27	Tax Distribution	0	1.13	C
12/27	Tax Distribution	0	2.15	C
12/28	Tax Distribution	0	2.34	C
12/29	Tax Distribution	0	.39	C
12/29	Tax Distribution	0	1.74	C
12/29	Tax Distribution	0	2.04	C
12/29	Tax Distribution	0	1.53	C
12100.2017	2017 Personal Property Taxes			Source Code Total: 4,828.74
12/01	Tax Distribution	0	35.25	C
12/01	Tax Distribution	0	83.64	C
12/01	Tax Distribution	0	14.34	C
12/01	Tax Distribution	0	.59	C
12/04	Tax Distribution	0	16.44	C
12/04	Tax Distribution	0	52.82	C
12/04	Tax Distribution	0	12.32	C
12/05	Tax Distribution	0	5.63	C
12/05	Tax Distribution	0	81.22	C
12/05	Tax Distribution	0	37.94	C
12/05	Tax Distribution	0	52.62	C
12/06	Tax Distribution	0	93.30	C
12/06	Tax Distribution	0	113.37	C
12/06	Tax Distribution	0	183.57	C
12/06	Tax Distribution	0	35.21	C
12/07	Tax Distribution	0	42.44	C
12/07	Tax Distribution	0	18.84	C
12/07	Tax Distribution	0	115.20	C
12/07	Tax Distribution	0	38.36	C
12/08	Tax Distribution	0	90.64	C
12/08	Tax Distribution	0	71.50	C
12/08	Tax Distribution	0	39.58	C
12/08	Tax Distribution	0	32.00	C
12/11	Tax Distribution	0	9.76	C
12/11	Tax Distribution	0	28.71	C
12/11	Tax Distribution	0	77.33	C
12/12	Tax Distribution	0	46.47	C
12/12	Tax Distribution	0	51.38	C
12/12	Tax Distribution	0	110.05	C
12/13	Tax Distribution	0	65.89	C
12/13	Tax Distribution	0	45.19	C
12/13	Tax Distribution	0	141.55	C
12/14	Tax Distribution	0	(5.89)	C
12/14	Tax Distribution	0	99.50	C
12/14	Tax Distribution	0	55.25	C
12/14	Tax Distribution	0	110.18	C
12/14	Tax Distribution	0	10.86	C
12/15	Tax Distribution	0	52.44	C
12/15	Tax Distribution	0	119.79	C
12/15	Tax Distribution	0	87.57	C
12/15	Tax Distribution	0	4.85	C
12/18	Tax Distribution	0	20.23	C
12/18	Tax Distribution	0	89.25	C
12/18	Tax Distribution	0	2.80	C
12/18	Tax Distribution	0	68.72	C
12/19	Tax Distribution	0	179.16	C



Pinal County Treasurer

Monthly Statement

Date Range: 12/1/2017 to 12/31/2017

12/19	Tax Distribution	0	139.61	C
12/19	Tax Distribution	0	44.40	C
12/20	Tax Distribution	0	105.39	C
12/20	Tax Distribution	0	62.25	C
12/20	Tax Distribution	0	74.88	C
12/21	Tax Distribution	0	140.82	C
12/21	Tax Distribution	0	10.79	C
12/22	Tax Distribution	0	279.10	C
12/22	Tax Distribution	0	66.68	C
12/26	Tax Distribution	0	54.82	C
12/26	Tax Distribution	0	23.54	C
12/27	Tax Distribution	0	144.71	C
12/27	Tax Distribution	0	110.25	C
12/27	Tax Distribution	0	83.93	C
12/27	Tax Distribution	0	63.18	C
12/27	Tax Distribution	0	107.16	C
12/28	Tax Distribution	0	312.77	C
12/28	Tax Distribution	0	3.80	C
12/28	Tax Distribution	0	8.98	C
12/28	Tax Distribution	0	41.09	C
12/29	Tax Distribution	0	70.12	C
12/29	Tax Distribution	0	40.51	C
12/29	Tax Distribution	0	55.30	C
12/29	Tax Distribution	0	46.80	C
21100.41	Wells Fargo Repo Investment Interest		Source Code Total: 41.96	
12/04	Investment Interest	0	41.96	C
21100.43	Wells Fargo Trust Investment Interest		Source Code Total: 3.87	
12/04	Investment Interest	0	3.87	C
21100.46	Wells Fargo Investment Investment Interest		Source Code Total: 1.54	
12/11	Investment Interest	0	1.54	C
21100.70	Vining Sparks Investment Interest		Source Code Total: 129.95	
12/08	Investment Interest	0	17.12	C
12/20	Investment Interest	0	18.77	C
12/22	Investment Interest	0	54.45	C
12/26	Investment Interest	0	17.84	C
12/27	Investment Interest	0	21.77	C
21100.80	Stifel Nicolaus & Company Investment Interest		Source Code Total: 14.28	
12/28	Investment Interest	0	14.28	C
			6116421407 Superstition Fire & Medical Debt Ret Prncp 2006	Ending Balance: 415,884.28

Superstition Fire & Medical District

Balance Sheet

As of 12/31/2017

FUND: (500) Debt Retirement Principal Fund

Assets

Current Assets

Fund Cash - Debt Retirement Principal	\$415,884.28	
Total Current Assets		<u>\$415,884.28</u> (E)
Total Assets		<u><u>\$415,884.28</u></u>

Liabilities and Equity

Equity

Fund Balance - Debt Retirement Principal	\$89,414.87	
Current Year Profit/Loss	326,469.41	
Total Equity		<u>415,884.28</u>
Total Liabilities and Equity		<u><u>\$415,884.28</u></u>

Superstition Fire & Medical District Monthly Pinal County Treasurer's Bank Account Reconciliation

600 Debt Interest Fund

Reconciliation References:

- A Previous month's bank ending balance / current month's bank beginning balance
- B Interest Income
- C Current month's property tax receipts (real and personal)
- D Current month's Accounts Payable disbursements (Debt Service Payment)
- E Current month's bank ending balance
- F Cash Balance per G/L Balance Sheet



**Superstition Fire & Medical District
Debt Retirement Interest (Fund 600) Cash Reconciliation
Fiscal Year 2017 - 2018
12/31/2017**



	Deposits (Cash Receipts)	Cash Disbursements	Treasurer's Balance	Book Balance
Book Balance as of: 12/1/2017				\$231,891.40 (A)

Activity During the Month

Journal Entries:

Interest Income (Expense):	119.48			119.48 (B)
----------------------------	--------	--	--	------------

Cash Receipts

2009 Real Estate Taxes				-
2010 Real Estate Taxes				-
2011 Real Estate Taxes				-
2012 Real Estate Taxes				-
2013 Real Estate Taxes				-
2014 Real Estate Taxes				-
2015 Real Estate Taxes				-
2016 Real Estate Taxes	597.84			597.84
2017 Real Estate Taxes	26,012.96			26,012.96 (C)
2007 Pers. Prop. Taxes				-
2008 Pers. Prop. Taxes				-
2009 Pers. Prop. Taxes				-
2010 Pers. Prop. Taxes				-
2011 Pers. Prop. Taxes	0.63			0.63
2012 Pers. Prop. Taxes	4.79			4.79
2013 Pers. Prop. Taxes	1.07			1.07
2014 Pers. Prop. Taxes	6.06			6.06
2015 Pers. Prop. Taxes	35.56			35.56
2016 Pers. Prop. Taxes	157.44			157.44
2017 Pers. Prop. Taxes	2,948.54			2,948.54
SRP Contributions				-
Deposits				-
Revenue Transfer				-

Cash Disbursements

A) Accounts Payable		(145,321.38)		(145,321.38) (D)
B) Transfer In / Out				-
C) Refund Interest				-

	<u>\$29,884.37</u>	<u>(145,321.38)</u>		<u>\$115,954.39</u>
--	--------------------	---------------------	--	---------------------

Pinal County Bank Balance

Ending Bank Balance as of: 12/31/2017		Balance from YTD Column		\$ 115,954.39 (E)
---------------------------------------	--	-------------------------	--	-------------------

Less: Outstanding Warrants
Plus: Deposits in Transit

Check #

			-
			-
			-
			<u>\$ 115,954.39</u>

Prepared by: *Travis Blake 1/2/18*

Balance per B/S \$ 115,954.39 (F)

Reviewed by: *Roger Wood 1/2/18*

Difference \$ -



Pinal County Treasurer

Monthly Statement

Date Range: 12/1/2017 to 12/31/2017

Account	Period	YTD	
6116421408	Superstition Fire & Medical Dist Debt Ret Int 2006		
Begin Balance:	(A) 231,391.40	61,664.61	
Income:	29,884.37	199,612.53	
LOC Advance:	.00	.00	
Expense:	(145,321.38)	(145,322.75)	LOC: .00
LOC Payments:	.00	.00	Warrants Outstanding: .00
Cash Balance:	(E) 115,954.39	115,954.39	End: 115,954.39

Monthly Statement Summary

Source Code	Description	MTDAmount	YTDAmount
6116421408	Superstition Fire & Medical Dist Debt Ret Int 2006	Beginning Balance: 231,391.40	61,664.61
11100.2015	2015 Real Estate Taxes	.00	.09
11100.2016	2016 Real Estate Taxes	597.84	2,951.04
11100.2017	2017 Real Estate Taxes	26,012.96	173,352.28
12100.2007	2007 Personal Property Taxes	.00	4.61
12100.2008	2008 Personal Property Taxes	.00	7.48
12100.2009	2009 Personal Property Taxes	.00	9.12
12100.2010	2010 Personal Property Taxes	.00	6.80
12100.2011	2011 Personal Property Taxes	.63	16.92
12100.2012	2012 Personal Property Taxes	4.79	19.76
12100.2013	2013 Personal Property Taxes	1.07	156.84
12100.2014	2014 Personal Property Taxes	6.06	48.58
12100.2015	2015 Personal Property Taxes	35.56	104.92
12100.2016	2016 Personal Property Taxes	157.44	492.23
12100.2017	2017 Personal Property Taxes	2,948.54	17,179.70
14100.0	Salt River Contribution	.00	4,531.98
21100.41	Wells Fargo Repo Investment Interest	26.47	77.93
21100.43	Wells Fargo Trust Investment Interest	2.44	8.37
21100.46	Wells Fargo Investment Investment Interest	.91	218.19
21100.70	Vining Sparks Investment Interest	80.62	332.39
21100.80	Stifel Nicolaus & Company Investment Interest	9.04	93.30
90400.0	Refund Interest	.00	(1.37)
90810.0	Coupons Paid	(145,321.38)	(145,321.38)
	Ending Balance:	115,954.39	115,954.39

Monthly Statement Detail

Date	Notes	Doc #	Amount	C/D
6116421408 Superstition Fire & Medical Dist Debt Ret Int 2006			Beginning Balance: 231,391.40	
11100.2016	2016 Real Estate Taxes		Source Code Total: 597.84	
12/01	Tax Distribution	0	15.49	C
12/01	Tax Distribution	0	91.55	C
12/04	Tax Distribution	0	11.58	C
12/05	Tax Distribution	0	8.36	C
12/06	Tax Distribution	0	14.03	C
12/06	Tax Distribution	0	6.42	C
12/06	Tax Distribution	0	6.59	C
12/06	Tax Distribution	0	8.22	C
12/07	Tax Distribution	0	1.55	C
12/07	Tax Distribution	0	32.43	C
12/07	Tax Distribution	0	6.72	C
12/08	Tax Distribution	0	5.47	C



Pinal County Treasurer

Monthly Statement

Date Range: 12/1/2017 to 12/31/2017

12/08	Tax Distribution	0	8.47	C
12/08	Tax Distribution	0	1.75	C
12/11	Tax Distribution	0	2.72	C
12/11	Tax Distribution	0	97.38	C
12/11	Tax Distribution	0	1.46	C
12/12	Tax Distribution	0	6.51	C
12/12	Tax Distribution	0	13.33	C
12/12	Tax Distribution	0	.42	C
12/13	Tax Distribution	0	.16	C
12/13	Tax Distribution	0	5.72	C
12/14	Tax Distribution	0	15.10	C
12/14	Tax Distribution	0	2.13	C
12/14	Tax Distribution	0	4.26	C
12/15	Tax Distribution	0	2.41	C
12/15	Tax Distribution	0	2.26	C
12/15	Tax Distribution	0	.51	C
12/15	Tax Distribution	0	1.70	C
12/18	Tax Distribution	0	2.68	C
12/18	Tax Distribution	0	17.88	C
12/18	Tax Distribution	0	3.41	C
12/20	Tax Distribution	0	13.25	C
12/20	Tax Distribution	0	.69	C
12/20	Tax Distribution	0	11.76	C
12/21	Tax Distribution	0	5.26	C
12/22	Tax Distribution	0	8.19	C
12/22	Tax Distribution	0	27.24	C
12/22	Tax Distribution	0	2.33	C
12/26	Tax Distribution	0	.46	C
12/27	Tax Distribution	0	2.47	C
12/27	Tax Distribution	0	18.86	C
12/27	Tax Distribution	0	6.83	C
12/28	Tax Distribution	0	3.76	C
12/29	Tax Distribution	0	6.16	C
12/29	Tax Distribution	0	14.77	C
12/29	Tax Distribution	0	19.85	C
12/29	Tax Distribution	0	21.24	C
12/29	Tax Distribution	0	36.05	C
11100.2017 2017 Real Estate Taxes			Source Code Total: 26,012.96	
12/01	Tax Distribution	0	192.79	C
12/01	Tax Distribution	0	171.08	C
12/01	Tax Distribution	0	211.98	C
12/01	Tax Distribution	0	10.06	C
12/04	Tax Distribution	0	(12.51)	C
12/04	Tax Distribution	0	149.09	C
12/04	Tax Distribution	0	180.77	C
12/04	Tax Distribution	0	90.61	C
12/05	Tax Distribution	0	24.45	C
12/05	Tax Distribution	0	300.23	C
12/05	Tax Distribution	0	852.10	C
12/05	Tax Distribution	0	141.42	C
12/06	Tax Distribution	0	295.15	C
12/06	Tax Distribution	0	407.24	C
12/06	Tax Distribution	0	563.08	C
12/06	Tax Distribution	0	320.31	C
12/07	Tax Distribution	0	94.62	C
12/07	Tax Distribution	0	124.01	C
12/07	Tax Distribution	0	285.63	C



Pinal County Treasurer

Monthly Statement

Date Range: 12/1/2017 to 12/31/2017

12/07	Tax Distribution	0	212.75	C
12/08	Tax Distribution	0	297.53	C
12/08	Tax Distribution	0	216.92	C
12/08	Tax Distribution	0	263.79	C
12/08	Tax Distribution	0	30.30	C
12/11	Tax Distribution	0	97.81	C
12/11	Tax Distribution	0	180.70	C
12/11	Tax Distribution	0	157.10	C
12/12	Tax Distribution	0	485.60	C
12/12	Tax Distribution	0	169.99	C
12/12	Tax Distribution	0	420.83	C
12/13	Tax Distribution	0	302.11	C
12/13	Tax Distribution	0	158.36	C
12/13	Tax Distribution	0	367.23	C
12/14	Tax Distribution	0	515.42	C
12/14	Tax Distribution	0	333.05	C
12/14	Tax Distribution	0	615.67	C
12/14	Tax Distribution	0	59.50	C
12/15	Tax Distribution	0	323.61	C
12/15	Tax Distribution	0	264.31	C
12/15	Tax Distribution	0	503.32	C
12/15	Tax Distribution	0	68.23	C
12/18	Tax Distribution	0	86.81	C
12/18	Tax Distribution	0	347.35	C
12/18	Tax Distribution	0	21.73	C
12/18	Tax Distribution	0	241.28	C
12/19	Tax Distribution	0	786.63	C
12/19	Tax Distribution	0	1,078.27	C
12/19	Tax Distribution	0	133.52	C
12/20	Tax Distribution	0	276.67	C
12/20	Tax Distribution	0	469.11	C
12/20	Tax Distribution	0	291.99	C
12/21	Tax Distribution	0	910.91	C
12/21	Tax Distribution	0	26.64	C
12/22	Tax Distribution	0	839.81	C
12/22	Tax Distribution	0	356.52	C
12/22	Tax Distribution	0	14.04	C
12/26	Tax Distribution	0	337.87	C
12/26	Tax Distribution	0	121.66	C
12/27	Tax Distribution	0	2,291.55	C
12/27	Tax Distribution	0	117.69	C
12/27	Tax Distribution	0	402.26	C
12/27	Tax Distribution	0	501.24	C
12/27	Tax Distribution	0	981.26	C
12/27	Tax Distribution	0	384.08	C
12/28	Tax Distribution	0	1,881.71	C
12/28	Tax Distribution	0	67.13	C
12/28	Tax Distribution	0	81.55	C
12/28	Tax Distribution	0	709.32	C
12/29	Tax Distribution	0	597.55	C
12/29	Tax Distribution	0	185.68	C
12/29	Tax Distribution	0	589.74	C
12/29	Tax Distribution	0	313.54	C
12/29	Tax Distribution	0	121.61	C
12100.2011	2011 Personal Property Taxes			Source Code Total: .63
12/29	Tax Distribution	0	.63	C
12100.2012	2012 Personal Property Taxes			Source Code Total: 4.79



Pinal County Treasurer

Monthly Statement

Date Range: 12/1/2017 to 12/31/2017

12/04	Tax Distribution	0	.65	C
12/21	Tax Distribution	0	.52	C
12/29	Tax Distribution	0	.64	C
12/29	Tax Distribution	0	2.98	C
12100.2013 2013 Personal Property Taxes			Source Code Total: 1.07	
12/06	Tax Distribution	0	.44	C
12/29	Tax Distribution	0	.63	C
12100.2014 2014 Personal Property Taxes			Source Code Total: 6.06	
12/04	Tax Distribution	0	1.26	C
12/08	Tax Distribution	0	.82	C
12/08	Tax Distribution	0	1.20	C
12/20	Tax Distribution	0	1.43	C
12/29	Tax Distribution	0	1.35	C
12100.2015 2015 Personal Property Taxes			Source Code Total: 35.56	
12/04	Tax Distribution	0	1.51	C
12/06	Tax Distribution	0	.63	C
12/07	Tax Distribution	0	6.96	C
12/08	Tax Distribution	0	.36	C
12/08	Tax Distribution	0	5.14	C
12/12	Tax Distribution	0	2.56	C
12/13	Tax Distribution	0	.05	C
12/14	Tax Distribution	0	10.50	C
12/14	Tax Distribution	0	.48	C
12/18	Tax Distribution	0	.60	C
12/18	Tax Distribution	0	1.89	C
12/19	Tax Distribution	0	.37	C
12/28	Tax Distribution	0	1.78	C
12/29	Tax Distribution	0	1.45	C
12/29	Tax Distribution	0	1.28	C
12100.2016 2016 Personal Property Taxes			Source Code Total: 157.44	
12/01	Tax Distribution	0	.81	C
12/01	Tax Distribution	0	1.04	C
12/04	Tax Distribution	0	2.13	C
12/04	Tax Distribution	0	.93	C
12/05	Tax Distribution	0	.35	C
12/05	Tax Distribution	0	.72	C
12/06	Tax Distribution	0	9.53	C
12/06	Tax Distribution	0	9.35	C
12/06	Tax Distribution	0	.83	C
12/07	Tax Distribution	0	57.38	C
12/08	Tax Distribution	0	1.85	C
12/08	Tax Distribution	0	4.76	C
12/08	Tax Distribution	0	.36	C
12/11	Tax Distribution	0	.54	C
12/11	Tax Distribution	0	1.89	C
12/12	Tax Distribution	0	.37	C
12/12	Tax Distribution	0	1.32	C
12/13	Tax Distribution	0	1.98	C
12/14	Tax Distribution	0	24.82	C
12/14	Tax Distribution	0	2.10	C
12/14	Tax Distribution	0	1.63	C
12/15	Tax Distribution	0	2.74	C
12/15	Tax Distribution	0	3.52	C
12/18	Tax Distribution	0	2.96	C
12/19	Tax Distribution	0	3.10	C
12/19	Tax Distribution	0	1.07	C
12/20	Tax Distribution	0	6.97	C



Pinal County Treasurer

Monthly Statement

Date Range: 12/1/2017 to 12/31/2017

12/20	Tax Distribution	0	4.33	C
12/22	Tax Distribution	0	.20	C
12/22	Tax Distribution	0	1.51	C
12/27	Tax Distribution	0	(1.44)	C
12/27	Tax Distribution	0	.78	C
12/27	Tax Distribution	0	1.48	C
12/28	Tax Distribution	0	1.61	C
12/29	Tax Distribution	0	.27	C
12/29	Tax Distribution	0	1.20	C
12/29	Tax Distribution	0	1.40	C
12/29	Tax Distribution	0	1.05	C
12100.2017 2017 Personal Property Taxes			Source Code Total: 2,948.54	
12/01	Tax Distribution	0	21.51	C
12/01	Tax Distribution	0	51.10	C
12/01	Tax Distribution	0	8.75	C
12/01	Tax Distribution	0	.36	C
12/04	Tax Distribution	0	10.03	C
12/04	Tax Distribution	0	32.28	C
12/04	Tax Distribution	0	7.54	C
12/05	Tax Distribution	0	3.43	C
12/05	Tax Distribution	0	49.59	C
12/05	Tax Distribution	0	23.17	C
12/05	Tax Distribution	0	32.15	C
12/06	Tax Distribution	0	56.97	C
12/06	Tax Distribution	0	69.24	C
12/06	Tax Distribution	0	112.06	C
12/06	Tax Distribution	0	21.50	C
12/07	Tax Distribution	0	25.94	C
12/07	Tax Distribution	0	11.50	C
12/07	Tax Distribution	0	70.36	C
12/07	Tax Distribution	0	23.44	C
12/08	Tax Distribution	0	55.35	C
12/08	Tax Distribution	0	43.63	C
12/08	Tax Distribution	0	24.15	C
12/08	Tax Distribution	0	19.55	C
12/11	Tax Distribution	0	5.94	C
12/11	Tax Distribution	0	17.53	C
12/11	Tax Distribution	0	47.23	C
12/12	Tax Distribution	0	28.37	C
12/12	Tax Distribution	0	31.37	C
12/12	Tax Distribution	0	67.21	C
12/13	Tax Distribution	0	40.23	C
12/13	Tax Distribution	0	27.60	C
12/13	Tax Distribution	0	86.43	C
12/14	Tax Distribution	0	(3.59)	C
12/14	Tax Distribution	0	60.74	C
12/14	Tax Distribution	0	33.72	C
12/14	Tax Distribution	0	67.29	C
12/14	Tax Distribution	0	6.63	C
12/15	Tax Distribution	0	32.03	C
12/15	Tax Distribution	0	73.12	C
12/15	Tax Distribution	0	53.48	C
12/15	Tax Distribution	0	2.96	C
12/18	Tax Distribution	0	12.36	C
12/18	Tax Distribution	0	54.52	C
12/18	Tax Distribution	0	1.71	C
12/18	Tax Distribution	0	41.96	C



Pinal County Treasurer

Monthly Statement

Date Range: 12/1/2017 to 12/31/2017

12/19	Tax Distribution	0	109.38	C
12/19	Tax Distribution	0	85.26	C
12/19	Tax Distribution	0	27.11	C
12/20	Tax Distribution	0	64.35	C
12/20	Tax Distribution	0	38.02	C
12/20	Tax Distribution	0	45.71	C
12/21	Tax Distribution	0	86.01	C
12/21	Tax Distribution	0	6.58	C
12/22	Tax Distribution	0	170.39	C
12/22	Tax Distribution	0	40.70	C
12/26	Tax Distribution	0	33.47	C
12/26	Tax Distribution	0	14.38	C
12/27	Tax Distribution	0	88.40	C
12/27	Tax Distribution	0	67.32	C
12/27	Tax Distribution	0	51.24	C
12/27	Tax Distribution	0	38.59	C
12/27	Tax Distribution	0	65.44	C
12/28	Tax Distribution	0	190.96	C
12/28	Tax Distribution	0	2.32	C
12/28	Tax Distribution	0	5.48	C
12/28	Tax Distribution	0	25.11	C
12/29	Tax Distribution	0	28.56	C
12/29	Tax Distribution	0	42.82	C
12/29	Tax Distribution	0	24.73	C
12/29	Tax Distribution	0	33.77	C
21100.41	Wells Fargo Repo Investment Interest		Source Code Total: 26.47	
12/04	Investment Interest	0	26.47	C
21100.43	Wells Fargo Trust Investment Interest		Source Code Total: 2.44	
12/04	Investment Interest	0	2.44	C
21100.46	Wells Fargo Investment Investment Interest		Source Code Total: .91	
12/11	Investment Interest	0	.91	C
21100.70	Vining Sparks Investment Interest		Source Code Total: 80.62	
12/08	Investment Interest	0	9.98	C
12/20	Investment Interest	0	11.59	C
12/22	Investment Interest	0	33.95	C
12/26	Investment Interest	0	11.18	C
12/27	Investment Interest	0	13.92	C
21100.80	Stifel Nicolaus & Company Investment Interest		Source Code Total: 9.04	
12/28	Investment Interest	0	9.04	C
90810.0	Coupons Paid		Source Code Total: (145,321.38)	
12/29	Debt Service P2006S2006	0	(145,321.38)	D
6116421408 Superstition Fire & Medical Dist Debt Ret Int 2006			Ending Balance: 115,954.39	

(D)

Superstition Fire & Medical District

Balance Sheet

As of 12/31/2017

FUND: (600) Debt Retirement Interest Fund

Assets

Current Assets

Fund Cash - Debt Retirement Interest
Total Current Assets

\$115,954.39

\$115,954.39

(F)

Total Assets

\$115,954.39

Liabilities and Equity

Equity

Fund Balance - Debt Retirement Interest
Current Year Profit/Loss
Total Equity

\$61,664.61

54,289.78

115,954.39

Total Liabilities and Equity

\$115,954.39