



Superstition Fire & Medical District Balance Sheet - All Governmental Funds

For Fiscal: 2016-2017 Period Ending: 6/30/2017

	100 General	150 Rescue	200 Capital Projects	300 Bond	400 Special Revenue	450 CCU Grant	500 Debt Principal	600 Debt Interest	Total
Current Assets									
10100 - FUND CASH	11,915,647.58	1,307,689.66	-	-	-	-	-	-	13,223,337.24
10150 - PAYROLL ACCOUNT	(10,565,884.01)	(1,134,732.63)	-	-	-	-	-	-	(11,700,616.64)
10200 - FUND CASH - CAPITAL PROJECTS	-	-	906,102.39	-	-	-	-	-	906,102.39
10300 - FUND CASH - BOND PROCEEDS 2006	-	-	-	-	-	-	-	-	-
10400 - FUND CASH - SPECIAL REVENUE FUND	-	-	-	-	69,900.20	-	-	-	69,900.20
10500 - FUND CASH - DEBT RETIREMENT PRINCIPAL	-	-	-	-	-	-	89,414.87	-	89,414.87
10600 - FUND CASH - DEBT RETIREMENT INTEREST	-	-	-	-	-	-	-	61,664.61	61,664.61
11000 - PETTY CASH - ACCOUNTING	100.00	-	-	-	-	-	-	-	100.00
CASH SUBTOTAL	1,349,863.57	172,957.03	906,102.39	-	69,900.20	-	89,414.87	61,664.61	2,649,902.67
13000 - ACCOUNTS RECEIVABLE	-	-	-	-	-	-	-	-	-
13500 - PROPERTY TAXES RECEIVABLE	-	-	-	-	-	-	-	-	-
15000 - DUE FROM OTHER FUNDS	113,476.78	-	950,000.00	-	-	-	-	-	1,063,476.78
15500 - DEPOSIT	-	-	-	-	-	-	-	-	-
16000 - PREPAID ITEMS	-	-	-	-	-	-	-	-	-
Total Assets:	1,463,340.35	172,957.03	1,856,102.39	-	69,900.20	-	89,414.87	61,664.61	3,713,379.45
Current Liabilities									
21050 - ACCOUNTS PAYABLE	-	-	-	-	-	-	-	-	-
21250 - SALES TAX PAYABLE	-	-	-	-	-	-	-	-	-
21300 - FEDERAL INCOME WITHHOLDING	-	-	-	-	-	-	-	-	-
21400 - SOCIAL SECURITY WITHHOLDING	-	-	-	-	-	-	-	-	-
21450 - MEDICARE WITHHOLDING	-	-	-	-	-	-	-	-	-
21500 - STATE INCOME TAX WITHHOLDING	-	-	-	-	-	-	-	-	-
21660 - HEALTH SAVINGS ACCOUNT	-	-	-	-	-	-	-	-	-
21665 - HSA FEES (DUE 3RD PARTY)	-	-	-	-	-	-	-	-	-
21700 - PUBLIC SAFETY RETIREMENT	-	-	-	-	-	-	-	-	-
21725 - CIVILIAN EMPLOYEE RETIREMENT	-	-	-	-	-	-	-	-	-
21800 - PRE-TAX 457 PLAN	-	-	-	-	-	-	-	-	-
21925 - VOLUNTARY EMPLOYEE BENEFICIARY ASSOC	-	-	-	-	-	-	-	-	-
22200 - DISABILITY INS - VOLUNTARY LONG TERM	-	-	-	-	-	-	-	-	-
22300 - LIFE INS - VOLUNTARY SUPPLEMENTAL	-	-	-	-	-	-	-	-	-
24000 - AFLAC	-	-	-	-	-	-	-	-	-
25000 - DUE TO OTHER FUNDS	-	1,063,476.78	-	-	-	23,001.11	-	-	1,086,477.89
26000 - DEFERRED REVENUE	-	-	-	-	-	-	-	-	-
26550 - ACCRUED PAYROLL & RELATED BENEFITS	-	-	-	-	-	-	-	-	-
Total Liabilities:	-	1,063,476.78	-	-	-	23,001.11	-	-	1,086,477.89
Equity									
31000 - FUND BALANCE	1,253,178.51	(778,002.04)	2,362,436.18	113.03	90,044.51	-	57,952.14	44,514.42	3,030,236.75
Beginning Equity:	1,253,178.51	(778,002.04)	2,362,436.18	113.03	90,044.51	-	57,952.14	44,514.42	3,030,236.75
CURRENT YEAR PROFIT / LOSS	210,161.84	(112,517.71)	(506,333.79)	(113.03)	(20,144.31)	(23,001.11)	31,462.73	17,150.19	(403,335.19)
Total Current Liabilities and Equity:	1,463,340.35	172,957.03	1,856,102.39	-	69,900.20	-	89,414.87	61,664.61	3,713,379.45



Superstition Fire & Medical District Cash Flow - All Governmental Funds

June 30, 2017

Month	Status	Beginning			Variance	Ending Cash Balance
		Cash Balance	Revenues	Expenditures		
July	Actual	3,030,130	176,467	1,100,099	(923,632)	2,106,498
August	Actual	2,106,498	335,634	1,248,669	(913,035)	1,193,462
September	Actual	1,193,462	1,724,508	1,310,825	413,683	1,607,145
October	Actual	1,607,145	2,714,816	1,261,358	1,453,458	3,060,604
November	Actual	3,060,604	3,180,781	1,223,859	1,956,922	5,017,525
December	Actual	5,017,525	1,598,038	1,790,738	(192,699)	4,824,826
January	Actual	4,824,826	627,736	1,219,635	(591,898)	4,232,928
February	Actual	4,232,928	499,801	1,147,461	(647,660)	3,585,267
March	Actual	3,585,267	668,236	1,463,353	(795,117)	2,790,150
April	Actual	2,790,150	3,255,081	1,200,555	2,054,526	4,844,676
May	Actual	4,844,676	1,092,384	1,306,841	(214,457)	4,630,219
June	Actual	4,630,219	435,568	2,415,885	(1,980,316)	2,649,903

Per Arizona Revised Statute (ARS) §48-807(O), the District must produce a Cash Flow Projection Report each fiscal year. This was a new requirement effective September 13, 2013.

The Cash Flow report consists of the combined cash balances of all District Funds. These balances includes the General (100) Fund, Rescue Transport (150), Capital Projects (200) Fund, Bond Proceeds (300) Fund, Special Revenue (400) Fund, CCU Grant (450) Fund, Debt Principal (500) Fund, and Debt Interest (600) Fund.

The first half of the fiscal year's property taxes is due between October 1 and November 1, and the second half is due between March 1 and May 1. Consequently, during the early months of the fiscal year, Capital Projects fund may be utilized to off-set low revenue collections period, but are returned to the Capital Fund when revenue flows increase.

The Cash Flow Projection Report is to be updated monthly with the actual revenues deposited into and expenditures disbursed from the District' cash accounts. It is important to note that the revenues and expenditures are reported here on a Cash Basis.

This report is generated to demonstrate that the Fire District maintains sufficient cash available to satisfy the projected expenditures budgeted over the course of the fiscal year. Close attention should be paid to the Ending Cash Balance columns of this report.

The projections above were derived from an analysis of the District's actual revenues and expenditures for the past three fiscal years and the current year's approved budget. They are to be used as a guide in financial planning. For more detailed information regarding revenues, expenditures, and cash accounts, please refer to the District's Monthly Financial Statements, Warrants Register, and Bank Statements.



Superstition Fire & Medical District Income Statement Summary

For Fiscal: 2016-2017 Period Ending: 6/30/2017

	Original Total Budget	Current Month Actual	YTD Actual Activity	Forecasted Remaining Budget	% Budget Remaining
Fund: 100 - GENERAL					
Revenues					
DIRECT TAXES	11,864,823.00	70,753.65	11,883,536.20	(18,713.20)	-0.2%
OTHER TAXES	462,916.00	14,503.35	486,329.22	(23,413.22)	-5.1%
CHARGES FOR SERVICES	553,400.00	64,320.44	412,023.69	141,376.31	25.5%
COMMUNITY HEALTH SERVICES	3,500.00	99.00	2,964.00	536.00	15.3%
OTHER INCOME	413,391.00	16,430.32	276,545.68	136,845.32	33.1%
INTERGOVERNMENTAL INCOME	2,400.00	189.63	3,834.06	(1,434.06)	-59.8%
FLEET ADVERTISING	100,000.00	-	-	100,000.00	100.0%
OTHER FINANCING SOURCES (USES)	(21,950.00)	-	517.66	(22,467.66)	102.4%
Revenue Total:	13,378,480.00	166,296.39	13,065,750.51	312,729.49	2.3%
Expenditures					
ADMINISTRATIVE SERVICES	4,904,749.00	602,133.85	4,767,822.20	136,926.80	2.8%
FINANCIAL SERVICES / RESERVES	1,370,739.89	541.43	3,289.65	1,367,450.24	99.8%
TRAINING SERVICES	69,000.00	(26.40)	42,604.91	26,395.09	38.3%
TECHNICAL SERVICES	551,821.00	43,575.13	440,187.10	111,633.90	20.2%
COMMUNICATION SERVICES	228,064.00	30,351.02	199,933.92	28,130.08	12.3%
EMERGENCY SERVICES	7,224,556.00	796,167.17	7,148,445.89	76,110.11	1.1%
COMMUNITY SERVICES	274,462.00	27,118.72	253,305.00	21,157.00	7.7%
Expenditures Total:	14,623,391.89	1,499,860.92	12,855,588.67	1,767,803.22	12.1%
Net Financial Sources (Uses)	\$ (1,244,911.89)	\$ (1,333,564.53)	\$ 210,161.84	\$ (1,455,073.73)	
Beginning Unrestricted Fund Balance July 1, 2016	(1,244,911.89)				



Superstition Fire & Medical District Expenditures - Summary

For Fiscal: 2016-2017 Period Ending: 6/30/2017

	Original Total Budget	Current Month Actual	YTD Actual Activity	Forecasted Remaining Budget	% Budget Remaining
Fund: 100 - GENERAL OPERATING					
DIVISION 10: ADMINISTRATIVE SERVICES					
Compensation & Benefits					
Compensation	554,214.00	63,535.05	550,439.68	3,774.32	● 0.7%
Employer Provided Benefits	3,272,059.00	444,275.52	3,215,688.46	56,370.54	● 1.7%
Operating Expenditures					
Equipment & Machinery	7,400.00	547.61	5,340.84	2,059.16	● 27.8%
Parts & Supplies	391,445.00	47,231.28	365,572.71	25,872.29	● 6.6%
Facility Services	185,064.00	20,028.40	195,124.25	(10,060.25)	● -5.4%
Operating Services	147,750.00	11,438.59	118,896.30	28,853.70	● 19.5%
Professional Services	346,817.00	15,077.40	316,759.96	30,057.04	● 8.7%
Financial Services	1,370,739.89	541.43	3,289.65	1,367,450.24	● 99.8%
Training Services	69,000.00	(26.40)	42,604.91	26,395.09	● 38.3%
TOTAL ADMINISTRATIVE SERVICES	6,344,488.89	602,648.88	4,813,716.76	1,530,772.13	● 24.1%
DIVISION 20: TECHNICAL SERVICES					
Compensation	263,542.00	24,709.29	213,714.11	49,827.89	● 18.9%
Operating Expenditures					
Equipment & Machinery	3,300.00	15.99	2,929.48	370.52	● 11.2%
Operating Supplies	153,549.00	10,455.08	125,889.71	27,659.29	● 18.0%
Parts & Supplies	105,760.00	7,643.84	82,867.49	22,892.51	● 21.6%
Professional Services	21,670.00	750.93	11,973.09	9,696.91	● 44.7%
Training Services	4,000.00	-	2,813.22	1,186.78	● 29.7%
TOTAL TECHNICAL SERVICES	551,821.00	43,575.13	440,187.10	111,633.90	● 20.2%
DIVISION 30: COMMUNICATIONS SERVICES					
Operating Expenditures					
Parts & Supplies	1,500.00	-	2,020.56	(520.56)	● -34.7%
Facility Services	6,000.00	3,272.44	5,118.79	881.21	● 14.7%
Operating Services	34,942.00	4,001.08	36,742.15	(1,800.15)	● -5.2%
Professional Services	185,622.00	23,077.50	156,052.42	29,569.58	● 15.9%
TOTAL COMMUNICATION SERVICES	228,064.00	30,351.02	199,933.92	28,130.08	● 12.3%
DIVISION 40: EMERGENCY SERVICES					
Compensation	6,925,221.00	787,363.50	6,896,818.10	28,402.90	● 0.4%
Operating Expenditures					
Equipment & Machinery	25,530.00	(100.00)	18,826.29	6,703.71	● 26.3%
Operating Supplies	123,048.00	2,242.41	105,838.41	17,209.59	● 14.0%
Parts & Supplies	76,500.00	3,551.80	68,624.54	7,875.46	● 10.3%
Operating Services	18,400.00	2,312.95	18,358.90	41.10	● 0.2%
Professional Services	38,071.00	621.49	28,715.60	9,355.40	● 24.6%
Training Services	17,786.00	175.02	11,264.05	6,521.95	● 36.7%
TOTAL EMERGENCY SERVICES	7,224,556.00	796,167.17	7,148,445.89	76,110.11	● 1.1%
DIVISION 50: COMMUNITY SERVICES / FIRE PREVENTION					
Compensation	238,762.00	26,762.72	236,164.01	2,597.99	● 1.1%
Operating Expenditures					
Equipment & Machinery	2,500.00	-	681.01	1,818.99	● 72.8%
Operating Supplies	4,500.00	-	2,794.00	1,706.00	● 37.9%
Parts & Supplies	6,000.00	-	2,502.78	3,497.22	● 58.3%
Operating Services	2,000.00	-	1,060.59	939.41	● 47.0%
Professional Services	12,750.00	356.00	5,821.16	6,928.84	● 54.3%
Training Services	7,950.00	-	4,281.45	3,668.55	● 46.1%
TOTAL COMMUNITY SERVICES / FIRE PREVENTION	274,462.00	27,118.72	253,305.00	21,157.00	● 7.7%
GRAND TOTAL GENERAL FUND	14,623,391.89	1,499,860.92	12,855,588.67	1,767,803.22	● 12.1%



Superstition Fire & Medical District Income Statement - Detail

For Fiscal: 2016-2017 Period Ending: 6/30/2017

	Original Total Budget	Current Month Actual	YTD Actual Activity	Forecasted Remaining Budget	% Budget Remaining
Fund: 100 - GENERAL OPERATING					

Revenue

Direct Taxes						
100-10-41000-10	REAL & SECURED PROPERTY TAXES	10,599,971.00	56,805.12	10,586,341.47	13,629.53	0.1%
100-10-41050-10	UNSECURED PERS PROPERTY TAXES	872,361.00	12,990.70	891,793.45	(19,432.45)	-2.2%
100-10-41075-10	REFUNDED TAXES	(20,000.00)	(307.67)	(12,413.62)	(7,586.38)	37.9%
100-10-41080-10	MARICOPA COUNTY PROPERTY TAXES	12,491.00	1,265.50	17,814.90	(5,323.90)	-42.6%
100-10-41100-10	FIRE DISTRICT ASSISTANCE TAX	400,000.00	-	400,000.00	-	0.0%
	Subtotal	11,864,823.00	70,753.65	11,883,536.20	(18,713.20)	-0.2%
Other Taxes						
100-10-41200-10	SRP CONTRIBUTIONS	362,916.00	-	360,633.52	2,282.48	0.6%
100-10-41300-10	INSURANCE PREMIUM TAX	100,000.00	14,503.35	125,695.70	(25,695.70)	-25.7%
	Total Tax Revenue	12,327,739.00	85,257.00	12,369,865.42	(42,126.42)	-0.3%
Charges for Services						
100-10-42000-41	TREAT & REFER EMS PAYMENTS	200,000.00	-	-	200,000.00	100.0%
100-10-42025-41	EMS LEASING	-	-	-	-	0.0%
100-10-42050-41	OTHER EMS PAYMENTS	1,000.00	-	-	1,000.00	100.0%
100-10-42075-41	EMS CONTRACTS	35,000.00	-	27,390.19	7,609.81	21.7%
100-10-42078-12	FIRE CONTRACTS	5,000.00	-	5,000.00	-	0.0%
100-10-42200-41	MISCELLANEOUS CONTRACTS	6,000.00	632.54	7,201.92	(1,201.92)	-20.0%
100-10-42600-15	COPIES (FIRE REPORTS, ETC.)	400.00	80.00	982.00	(582.00)	-145.5%
100-10-42700-50	PERMITS	6,000.00	425.00	5,525.00	475.00	7.9%
100-10-43100-12	STATE LAND FIRE PAYMENTS	250,000.00	51,807.71	312,001.31	(62,001.31)	-24.8%
100-10-43200-20	OUTSIDE FLEET MAINTENANCE	50,000.00	11,375.19	53,923.27	(3,923.27)	-7.8%
100-10-43300-50	INTERGOVERNMENTAL - PLAN REVIEW FEES	2,400.00	189.63	3,834.06	(1,434.06)	-59.8%
100-10-43400-12	FLEET ADVERTISING	100,000.00	-	-	100,000.00	100.0%
	Total Charges for Services	655,800.00	64,510.07	415,857.75	239,942.25	36.6%
Community Health Services						
100-10-43500-41	CPR / FIRST AID CLASSES	3,500.00	99.00	2,964.00	536.00	15.3%
Other Income						
100-10-45700-10	INVESTMENT EARNINGS	10,000.00	2,279.99	14,716.68	(4,716.68)	-47.2%
100-10-45800-10	COBRA REIMBURSEMENT INCOME	-	(427.52)	-	-	0.0%
100-10-45900-10	OTHER INCOME	10,000.00	736.00	13,928.91	(3,928.91)	-39.3%
100-10-46700-10	CM GRANT REIMBURSEMENT INCOME	393,391.00	13,841.85	247,900.09	145,490.91	37.0%
	Total Charges for Services	413,391.00	16,430.32	276,545.68	136,845.32	33.1%
Other Financing Sources (Uses)						
100-80-48020-04	TRANSFER IN (400 Fund)	-	-	-	-	0.0%
100-80-48020-10	TRANSFER IN	-	-	-	-	0.0%
100-80-48100-04	TRANSFER OUT (400 Fund)	(12,000.00)	-	-	(12,000.00)	100.0%
100-80-48100-05	TRANSFER OUT (450 Fund)	(9,950.00)	-	-	(9,950.00)	100.0%
100-90-49500-10	DISTRICT EQUIPMENT SALES	-	-	517.66	(517.66)	0.0%
	Total Charges for Services	(21,950.00)	-	517.66	(22,467.66)	102.4%
Revenue Total:		\$ 13,378,480.00	\$ 166,296.39	\$ 13,065,750.51	\$ 312,729.49	2.3%

Expense

DIVISION 10: ADMINISTRATIVE SERVICES

Wages						
100-10-50000-10	FIRE CHIEF	146,419.00	15,163.71	146,418.82	0.18	0.0%
100-10-50010-10	ADMIN SERVICES STAFF	389,866.00	47,108.80	387,135.36	2,730.64	0.7%
100-10-52510-10	WAGE ALLOWANCE (CELL PHONES)	17,429.00	1,262.54	16,885.50	543.50	3.1%
100-10-52700-10	ADMIN SERVICES STAFF OVERTIME	500.00	-	-	500.00	100.0%
	Subtotal	554,214.00	63,535.05	550,439.68	3,774.32	0.7%
Employer Provided Benefits						
100-10-53710-10	PENSION (PSPRS)	1,427,231.00	161,148.27	1,430,417.86	(3,186.86)	-0.2%
100-10-53760-10	PENSION (ASRS)	119,213.00	11,560.89	108,852.83	10,360.17	8.7%
100-10-53770-10	BENEFIT CONTRIBUTIONS	1,147,162.00	130,689.20	1,128,771.08	18,390.92	1.6%
100-10-53785-10	ACA HEALTHCARE ASSESSMENT	-	-	-	-	0.0%
100-10-53810-10	SOCIAL SECURITY	49,831.00	5,611.26	45,126.11	4,704.89	9.4%
100-10-53830-10	MEDICARE	115,599.00	13,478.55	115,429.33	169.67	0.1%
100-10-53860-10	INDUSTRIAL INSURANCE	147,544.00	(8,591.42)	125,642.27	21,901.73	14.8%
100-10-53870-10	INDUSTRIAL INSURANCE - VOLUNTEERS	54.00	-	-	54.00	100.0%
100-10-53890-10	UNEMPLOYMENT	-	-	278.16	(278.16)	0.0%
100-10-53910-10	MEDICAL INSURANCE	17,432.00	(22,953.74)	17,403.43	28.57	0.2%
100-10-53920-10	DENTAL INSURANCE	1,268.00	(6,919.24)	1,340.17	(72.17)	-5.7%
100-10-53930-10	VISION INSURANCE	-	(314.70)	-	-	0.0%
100-10-53940-10	EMPLOYEE ASSISTANCE PROGRAM	11,250.00	791.04	9,507.84	1,742.16	15.5%
100-10-53950-10	LIFE INSURANCE	8,695.00	669.50	8,040.50	654.50	7.5%



Superstition Fire & Medical District Income Statement - Detail

For Fiscal: 2016-2017 Period Ending: 6/30/2017

	Original Total Budget	Current Month Actual	YTD Actual Activity	Forecasted Remaining Budget	% Budget Remaining	
100-10-53960-10	CANCER INSURANCE FUND (PSPRS)	4,550.00	-	4,550.00	-	0.0%
100-10-53965-10	COBRA (REIMBURSABLE)	-	(716.73)	-	-	0.0%
100-10-53990-10	EARNED LEAVE BUYOUT (ELBO) PROGRAM	152,990.00	155,955.75	155,955.75	(2,965.75)	-1.9%
100-10-53992-10	EARNED LEAVE BUYOUT PROGRAM - FICA	4,317.00	3,866.89	3,866.89	450.11	10.4%
100-10-53994-10	EARNED LEAVE BUYOUT PROGRAM - IND INS	1,961.00	-	-	1,961.00	100.0%
100-10-53997-10	EARNED LEAVE SEPARATION (ELSP) PROGRAM	62,062.00	-	58,601.45	3,460.55	5.6%
100-10-53998-10	EARNED LEAVE SEPARATION PROGRAM - FICA	900.00	-	1,904.79	(1,004.79)	-111.6%
Subtotal	3,272,059.00	444,275.52	3,215,688.46	56,370.54	1.7%	
Admin Services Compensation & Benefits Total:						
	3,826,273.00	507,810.57	3,766,128.14	60,144.86	1.6%	
Equipment & Machinery						
100-10-54040-08	COMPUTER EQUIPMENT	-	547.61	547.61	(547.61)	0.0%
100-10-54050-08	COMPUTER SOFTWARE	6,400.00	-	4,793.23	1,606.77	25.1%
100-10-54280-12	OFFICE FURNITURE	1,000.00	-	-	1,000.00	100.0%
Subtotal	7,400.00	547.61	5,340.84	2,059.16	27.8%	
Parts & Supplies						
100-10-55060-08	COMPUTER / PRINTER SUPPLIES & MAINT	21,425.00	421.05	14,314.69	7,110.31	33.2%
100-10-55340-20	IGA PARTS & SUPPLIES - FLORENCE	21,500.00	2,774.93	23,359.13	(1,859.13)	-8.6%
100-10-55341-12	IGA - STATE LAND REIMBURSABLE EXPENSES	3,750.00	-	3,216.16	533.84	14.2%
100-10-55342-12	STATE LAND / SHIFT COVERAGE	175,000.00	40,468.55	184,114.61	(9,114.61)	-5.2%
100-10-55343-20	IGA SERVICES WAGES (INTERGOVERNMENTAL)	11,500.00	1,506.72	10,379.65	1,120.35	9.7%
100-10-55345-41	CONTRACTED SPECIAL EVENTS OVERTIME	16,120.00	-	17,748.77	(1,628.77)	-10.1%
100-10-55550-12	OFFICE FURNITURE & EQUIP, PARTS & SUPPLIES	17,000.00	1,133.21	8,893.26	8,106.74	47.7%
100-10-55670-50	VOLUNTEER EXPENSES	350.00	-	373.41	(23.41)	-6.7%
100-10-56340-12	CLEANING SUPPLIES	13,500.00	-	12,782.85	717.15	5.3%
100-10-56600-12	FACILITY MAINTENANCE	12,000.00	(3,777.09)	6,513.31	5,486.69	45.7%
100-10-56860-12	FOOD / BEVERAGES	2,000.00	-	1,966.98	33.02	1.7%
100-10-57100-12	OFFICE SUPPLIES	13,500.00	125.67	4,880.72	8,619.28	63.8%
100-10-57200-12	POSTAGE / DELIVERY SERVICES	2,400.00	107.56	2,172.54	227.46	9.5%
100-10-57220-12	POSTAGE METER RENTAL / SUPPLIES	500.00	-	106.74	393.26	78.7%
100-10-57440-12	PROFESSIONAL PUBLICATIONS / SUBSCRIPTIONS	2,500.00	1,345.50	1,477.50	1,022.50	40.9%
100-10-57600-12	HONOR GUARD	500.00	-	501.33	(1.33)	-0.3%
100-10-57620-12	REWARDS / RECOGNITION / FLOWERS SUPPLIES	4,000.00	-	6,374.35	(2,374.35)	-59.4%
100-10-58000-12	UNIFORMS (CIVILIAN)	6,650.00	-	4,472.17	2,177.83	32.7%
100-10-58020-12	UNIFORMS - CLASS A / NEW HIRES	-	-	-	-	0.0%
100-10-58080-12	UNIFORMS (GOVERNING BOARD)	250.00	36.65	146.25	103.75	41.5%
100-10-58100-12	UNIFORMS (PUBLIC SAFETY)	66,500.00	3,051.57	61,129.10	5,370.90	8.1%
100-10-58150-12	UNIFORMS (VOLUNTEERS)	500.00	36.96	649.19	(149.19)	-29.8%
Subtotal	391,445.00	47,231.28	365,572.71	25,872.29	6.6%	
Facility Services						
100-10-59000-12	FACILITIES RENT	12,000.00	1,000.00	12,000.00	-	0.0%
100-10-59020-12	ELECTRICITY	82,500.00	13,045.43	90,171.49	(7,671.49)	-9.3%
100-10-59040-12	FACILITY PROJECTS	60,000.00	7,347.85	69,454.67	(9,454.67)	-15.8%
100-10-59060-12	NATURAL GAS	3,000.00	153.54	2,359.85	640.15	21.3%
100-10-59100-08	PHONE	20,922.00	(1,924.25)	15,643.43	5,278.57	25.2%
100-10-59160-12	WATER SOFTENER SUPPLIES	6,642.00	405.83	5,494.81	1,147.19	17.3%
Subtotal	185,064.00	20,028.40	195,124.25	(10,060.25)	-5.4%	
Operating Services						
100-10-59180-12	SEWER / SEPTIC	4,500.00	297.90	3,712.80	787.20	17.5%
100-10-59200-12	WATER	15,000.00	1,616.34	17,862.08	(2,862.08)	-19.1%
100-10-60100-08	CELLULAR FEES	-	-	-	-	0.0%
100-10-60180-08	COPIER MAINTENANCE & SUPPLIES	7,650.00	1,468.81	5,431.49	2,218.51	29.0%
100-10-60230-12	DOCUMENT DISPOSAL SERVICES	700.00	83.11	460.91	239.09	34.2%
100-10-60240-12	EXTERMINATING	1,500.00	596.08	3,374.81	(1,874.81)	-125.0%
100-10-60310-08	INTERNET	90,000.00	5,691.84	61,051.21	28,948.79	32.2%
100-10-60320-12	LANDSCAPING	3,000.00	-	2,569.21	430.79	14.4%
100-10-60580-12	REFUSE COLLECTION	3,750.00	393.47	4,773.78	(1,023.78)	-27.3%
100-10-60600-12	SECURITY & ALARM SYSTEMS	6,750.00	89.77	4,553.03	2,196.97	32.5%
100-10-60620-08	INDIVIDUAL SOFTWARE LICENSING	5,200.00	-	4,786.69	413.31	7.9%
100-10-60630-08	SYSTEM SERVER HOSTING	5,200.00	-	3,144.96	2,055.04	39.5%
100-10-60740-12	WATER & ICE (DRINKING)	4,500.00	1,201.27	7,175.33	(2,675.33)	-59.5%
Subtotal	147,750.00	11,438.59	118,896.30	28,853.70	19.5%	
Professional Services						
100-10-61010-08	ACCREDITATION	1,500.00	-	169.95	1,330.05	88.7%
100-10-61020-12	ADMIN MEDICAL DIRECTOR - CONTRACT	30,000.00	7,500.00	30,000.00	-	0.0%
100-10-61060-12	NEW HIRE HR ADVERTISING	-	-	-	-	0.0%
100-10-61100-12	BACKGROUND INVESTIGATION / CREDIT REPORTING	500.00	-	354.00	146.00	29.2%
100-10-61160-08	COMPUTER INFO SYSTEMS MAINT CONTRACT	29,000.00	-	15,000.00	14,000.00	48.3%
100-10-61170-08	CIS WEB HOSTING / DOMAINS / CERTIFICATES	2,000.00	-	1,479.52	520.48	26.0%



Superstition Fire & Medical District Income Statement - Detail

For Fiscal: 2016-2017 Period Ending: 6/30/2017

	Original Total Budget	Current Month Actual	YTD Actual Activity	Forecasted Remaining Budget	% Budget Remaining
100-10-61200-12 NEW HIRE HR TESTING	500.00	-	-	500.00	100.0%
100-10-61260-12 CPA AUDIT SERVICES	14,000.00	-	14,000.00	-	0.0%
100-10-61520-12 ELECTION EXPENSES	15,400.00	-	20,099.00	(4,699.00)	-30.5%
100-10-61700-12 VEHICLE / PROPERTY / LIABILITY INSURANCE	104,090.00	-	106,663.05	(2,573.05)	-2.5%
100-10-61860-12 LEGAL SERVICES	20,000.00	5,067.60	18,314.43	1,685.57	8.4%
100-10-61920-12 MEDICAL EXAM SERVICES	55,992.00	750.00	60,520.00	(4,528.00)	-8.1%
100-10-61960-12 TEMP PERSONNEL - OUTSIDE SERVICES	-	-	-	-	0.0%
100-10-62020-12 PRINTING / PUBLISHING SERVICES	2,500.00	-	5,295.46	(2,795.46)	-111.8%
100-10-62060-12 PROFESSIONAL ORGANIZATIONS / MEMBERSHIP	6,500.00	36.67	3,980.23	2,519.77	38.8%
100-10-62105-08 GLOBAL SOFTWARE LICENSING	64,585.00	1,723.13	40,884.32	23,700.68	36.7%
100-10-62250-12 STRATEGIC PLANNING (LONG-RANGE MASTER PLAN)	250.00	-	-	250.00	100.0%
Subtotal	346,817.00	15,077.40	316,759.96	30,057.04	8.7%
Financial Services					
100-10-63000-10 ADMIN FEES, BONDS & LEASES	5,600.00	64.70	1,398.00	4,202.00	75.0%
100-10-63100-10 FEES (RECORD / FILING / PERMIT)	900.00	-	319.34	580.66	64.5%
100-10-63120-10 GENERAL CONTINGENCY ACCOUNT	50,000.00	-	-	50,000.00	100.0%
100-10-63140-10 INTEREST & FINANCE CHARGES	3,000.00	476.73	1,572.31	1,427.69	47.6%
100-10-63150-10 FINANCIAL RESERVE	1,311,239.89	-	-	1,311,239.89	100.0%
Subtotal	1,370,739.89	541.43	3,289.65	1,367,450.24	99.8%
Training Services					
100-10-64020-12 ADMINISTRATIVE TRAINING / CONFERENCES	25,000.00	(461.00)	11,007.37	13,992.63	56.0%
100-10-64040-12 BOARD OF DIRECTORS TRAINING	3,000.00	-	2,709.34	290.66	9.7%
100-10-64060-12 COLLEGE TUITION REIMBURSEMENT	38,000.00	434.60	25,343.20	12,656.80	33.3%
100-10-64410-12 SFMD LEADERSHIP CONFERENCE	3,000.00	-	3,545.00	(545.00)	-18.2%
Subtotal	69,000.00	(26.40)	42,604.91	26,395.09	38.3%
Administrative Services Operating Expense Total:	2,518,215.89	94,838.31	1,047,588.62	1,470,627.27	58.4%
TOTAL ADMINISTRATIVE SERVICES	6,344,488.89	602,648.88	4,813,716.76	1,530,772.13	24.1%
DIVISION 20: TECHNICAL SERVICES					
Wages					
100-20-50020-10 FACILITY & FACILITIES STAFF	251,792.00	24,129.31	211,351.55	40,440.45	16.1%
100-20-52700-20 FLEET & FACILITIES STAFF OVERTIME	11,750.00	579.98	2,362.56	9,387.44	79.9%
Technical Services Wages Total:	263,542.00	24,709.29	213,714.11	49,827.89	18.9%
Equipment & Machinery					
100-20-54050-20 DIAGNOSTIC SOFTWARE	3,300.00	15.99	2,929.48	370.52	11.2%
Operating Supplies					
100-20-55400-20 MECHANICAL EQUIPMENT, PARTS & SUPPLIES	5,449.00	-	5,189.93	259.07	4.8%
100-20-55580-20 TIRES	66,600.00	5,276.60	53,414.96	13,185.04	19.8%
100-20-55620-20 VEHICLE PARTS	81,500.00	5,178.48	67,284.82	14,215.18	17.4%
Subtotal	153,549.00	10,455.08	125,889.71	27,659.29	18.0%
Parts & Supplies					
100-20-56800-20 FLUIDS (ANTIFREEZE, BRAKE, TRANSMISSION)	6,600.00	104.67	6,794.11	(194.11)	-2.9%
100-20-56880-20 FUEL - DIESEL	71,200.00	5,979.89	51,139.43	20,060.57	28.2%
100-20-56900-20 FUEL - UNLEADED	15,000.00	1,175.10	12,215.26	2,784.74	18.6%
100-20-57060-20 MISCELLANEOUS SHOP SUPPLIES	6,500.00	236.12	8,339.18	(1,839.18)	-28.3%
100-20-57140-20 ENGINE OIL	5,200.00	-	3,424.91	1,775.09	34.1%
100-20-58120-20 UNIFORMS & TOWELS (TECHNICAL SERVICES)	1,260.00	148.06	954.60	305.40	24.2%
Subtotal	105,760.00	7,643.84	82,867.49	22,892.51	21.6%
Professional Services					
100-20-61460-20 HAZARDOUS WASTE DISPOSAL	570.00	75.34	376.70	193.30	33.9%
100-20-61820-20 LADDER TESTING & CERT - AERIAL & GROUND	3,600.00	-	3,077.69	522.31	14.5%
100-20-62140-20 REPAIR & MAINTENANCE - FLEET	17,500.00	675.59	8,518.70	8,981.30	51.3%
Subtotal	21,670.00	750.93	11,973.09	9,696.91	44.7%
Training Services					
100-20-64470-20 FLEET SERVICES TRAINING	4,000.00	-	2,813.22	1,186.78	29.7%
Technical Services Operating Expense Total:	288,279.00	18,865.84	226,472.99	61,806.01	21.4%
TOTAL TECHNICAL SERVICES	551,821.00	43,575.13	440,187.10	111,633.90	20.2%



Superstition Fire & Medical District Income Statement - Detail

For Fiscal: 2016-2017 Period Ending: 6/30/2017

		Original Total Budget	Current Month Actual	YTD Actual Activity	Forecasted Remaining Budget	% Budget Remaining
DIVISION 30: COMMUNICATIONS SERVICES						
Parts & Supplies						
100-30-56040-15	BATTERIES - ELECTRONICS (PORTABLE BATTERIES)	500.00	-	447.64	52.36	10.5% ●
100-30-57590-15	RADIO EQUIPMENT SUPPLIES	1,000.00	-	1,572.92	(572.92)	-57.3% ●
	Subtotal	1,500.00	-	2,020.56	(520.56)	-34.7% ●
Facility Services						
100-30-59080-15	PHONE / E - 911 COMM CIRCUITS	6,000.00	3,272.44	5,118.79	881.21	14.7% ●
Operating Services						
100-30-60020-15	TOPAZ / G2 MAINTENANCE	10,000.00	493.33	7,970.11	2,029.89	20.3% ●
100-30-60340-08	MCT MAINTENANCE	3,400.00	-	-	3,400.00	100.0% ●
100-30-60350-08	MOBILE DATA OPERATIONS	19,542.00	3,507.75	28,697.04	(9,155.04)	-46.8% ●
100-30-60360-15	MOBILE DISPATCH EQUIP MAINT	500.00	-	-	500.00	100.0% ●
100-30-60560-15	RADIO INFORMATION SYSTEMS MAINTENANCE	1,500.00	-	75.00	1,425.00	95.0% ●
	Subtotal	34,942.00	4,001.08	36,742.15	(1,800.15)	-5.2% ●
Professional Services						
100-30-61440-15	DISPATCH SERVICES - MFMD	185,622.00	23,077.50	156,052.42	29,569.58	15.9% ●
	TOTAL COMMUNICATIONS SERVICES	228,064.00	30,351.02	199,933.92	28,130.08	12.3% ●
DIVISION 40: EMERGENCY SERVICES						
Wages						
100-40-50040-10	ASSISTANT CHIEFS	349,892.00	37,995.52	354,308.94	(4,416.94)	-1.3% ●
100-40-50140-10	ADMINISTRATIVE ASSISTANT II	45,434.00	5,313.43	45,515.81	(81.81)	-0.2% ●
100-40-51010-10	BATTALION CHIEFS	265,317.00	30,682.37	267,448.65	(2,131.65)	-0.8% ●
100-40-51030-10	CAPTAINS	2,008,094.00	213,326.95	2,013,320.27	(5,226.27)	-0.3% ●
100-40-51040-10	ENGINEERS	1,178,727.00	132,436.56	1,157,970.19	20,756.81	1.8% ●
100-40-51050-10	FIREFIGHTERS	2,797,203.00	330,057.78	2,772,080.01	25,122.99	0.9% ●
100-40-52015-10	LIGHT DUTY ASSIGNMENT	-	13,520.55	30,721.37	(30,721.37)	0.0% ●
100-40-52530-12	BATTALION CHIEF COVERAGE	16,000.00	-	-	16,000.00	100.0% ●
	Subtotal	6,660,667.00	763,333.16	6,641,365.24	19,301.76	0.3% ●
OT Wages						
100-40-52540-10	FLSA HALFTIME	69,744.00	11,836.89	79,696.61	(9,952.61)	-14.3% ●
100-40-52560-10	HOLIDAY PAY	70,060.00	6,375.62	67,818.43	2,241.57	3.2% ●
100-40-52700-12	OPS ADMIN STAFF OVERTIME	-	-	-	-	0.0% ●
100-40-52740-12	SHIFT OVERTIME	46,150.00	4,333.17	64,231.22	(18,081.22)	-39.2% ●
100-40-52750-12	SPECIAL OVERTIME	3,000.00	-	11,141.40	(8,141.40)	-271.4% ●
100-40-52810-12	NON-CONTRACTED SPECIAL EVENTS OT	5,400.00	-	944.27	4,455.73	82.5% ●
100-40-52910-50	PUBLIC EVENTS / PUB ED OT	6,400.00	203.91	3,433.12	2,966.88	46.4% ●
	Subtotal	200,754.00	22,749.59	227,265.05	(26,511.05)	-13.2% ●
Training OT Wages						
100-40-53140-41	EMS TRAINING OT	3,150.00	-	1,820.94	1,329.06	42.2% ●
100-40-53240-12	PROMOTIONAL TESTING OT	2,000.00	-	4,582.97	(2,582.97)	-129.1% ●
100-40-53260-41	FIRE OPERATIONAL TRAINING OT	12,636.00	-	739.25	11,896.75	94.1% ●
100-40-53360-41	OFFICER DEVELOPMENT OT	32,076.00	-	18,098.70	13,977.30	43.6% ●
100-40-53380-41	RECRUIT / INTERN ACADEMY OT	-	-	-	-	0.0% ●
100-40-53500-41	SPECIAL OPERATIONS OT	13,478.00	1,280.75	2,830.50	10,647.50	79.0% ●
	Subtotal	63,340.00	1,280.75	28,072.36	35,267.64	55.7% ●
Other OT Wages						
100-40-53580-15	FIRE INVESTIGATION OT	460.00	-	115.45	344.55	74.9% ●
	Emergency Services Wages Total:	6,925,221.00	787,363.50	6,896,818.10	28,402.90	0.4% ●
Equipment & Machinery						
100-40-54080-41	EMS EQUIPMENT & MACHINERY (ASSET)	5,600.00	-	5,717.45	(117.45)	-2.1% ●
100-40-54100-41	EMS TRAINING EQUIPMENT (ASSET)	-	-	-	-	0.0% ●
100-40-54120-40	FIRE OPS EQUIPMENT & MACHINERY (ASSET)	500.00	-	-	500.00	100.0% ●
100-40-54140-40	FIRE OPS HOSE (ASSET)	4,580.00	-	4,340.20	239.80	5.2% ●
100-40-54165-41	FIRE OPS TRAINING EQUIPMENT (ASSET)	5,000.00	(100.00)	3,748.40	1,251.60	25.0% ●
100-40-54300-42	PHYSICAL FITNESS EQUIPMENT (ASSET)	5,050.00	-	3,770.17	1,279.83	25.3% ●
100-40-54420-47	SCBA AIR MASKS (ASSET)	1,300.00	-	1,250.07	49.93	3.8% ●
100-40-54460-41	SPECIAL OPERATIONS EQUIPMENT (ASSET)	3,500.00	-	-	3,500.00	100.0% ●
	Subtotal	25,530.00	(100.00)	18,826.29	6,703.71	26.3% ●



Superstition Fire & Medical District Income Statement - Detail

For Fiscal: 2016-2017 Period Ending: 6/30/2017

		Original Total Budget	Current Month Actual	YTD Actual Activity	Forecasted Remaining Budget		% Budget Remaining
Operating Supplies							
100-40-55100-41	EMS PARTS AND SUPPLIES	27,160.00	-	27,315.53	(155.53)	●	-0.6%
100-40-55120-41	EMS TRAINING TOOLS & SUPPLIES	-	-	-	-	●	0.0%
100-40-55200-40	FIRE OPS EQUIPMENT, PARTS, SUPPLIES & MAINT	25,000.00	715.58	20,472.60	4,527.40	●	18.1%
100-40-55220-41	FIRE OPS TRAINING TOOLS & SUPPLIES	24,000.00	(895.00)	20,834.88	3,165.12	●	13.2%
100-40-55440-42	PHYSICAL FITNESS TRAINING TOOLS, SUPP & MAINT	5,800.00	-	982.83	4,817.17	●	83.1%
100-40-55480-42	SAFETY EQUIPMENT, PARTS & SUPPLIES	2,000.00	-	-	2,000.00	●	100.0%
100-40-55520-47	SCBA TOOLS, EQUIPMENT & SUPPLIES	1,388.00	-	1,891.49	(503.49)	●	-36.3%
100-40-55560-41	SPECIAL OPS OPERATING EXPENSES	37,700.00	2,421.83	34,341.08	3,358.92	●	8.9%
	Subtotal	123,048.00	2,242.41	105,838.41	17,209.59	●	14.0%
Parts & Supplies							
100-40-56220-41	COMM HEALTH SERVICES SUPPLIES	6,000.00	-	4,399.62	1,600.38	●	26.7%
100-40-56760-40	FIRE REHAB - PERISHABLES	500.00	-	483.79	16.21	●	3.2%
100-40-57245-42	PPE (PERSONAL PROTECTIVE EQUIPMENT)	70,000.00	3,551.80	63,741.13	6,258.87	●	8.9%
	Subtotal	76,500.00	3,551.80	68,624.54	7,875.46	●	10.3%
Operating Services							
100-40-60040-41	BIO-HAZARD WASTE	-	-	-	-	●	0.0%
100-40-60140-20	SCBA COMPRESSOR MAINTENANCE	3,000.00	-	2,800.00	200.00	●	6.7%
100-40-60300-12	GENERATOR MAINTENANCE	150.00	-	-	150.00	●	100.0%
100-40-60520-12	PROPANE (GENERATOR)	5,250.00	-	3,542.71	1,707.29	●	32.5%
100-40-60700-12	TOWEL & LINEN SERVICES	10,000.00	2,312.95	12,016.19	(2,016.19)	●	-20.2%
	Subtotal	18,400.00	2,312.95	18,358.90	41.10	●	0.2%
Professional Services							
100-40-61080-20	AIR QUALITY TESTING	1,000.00	-	656.80	343.20	●	34.3%
100-40-61120-12	BAY DOOR MAINTENANCE	5,000.00	-	8,296.55	(3,296.55)	●	-65.9%
100-40-61530-41	EMS CARDIAC MONITOR MAINTENANCE & SUPPLIES	17,571.00	-	10,680.72	6,890.28	●	39.2%
100-40-61650-12	INFECTION CONTROL MEDICAL EXAM SERVICE	750.00	-	3,299.28	(2,549.28)	●	-339.9%
100-40-61660-41	INSTRUCTOR SERVICES - CE	-	-	-	-	●	0.0%
100-40-61980-42	PPE CLOTHING MAINTENANCE & DECONTAMINATION	11,000.00	621.49	3,381.73	7,618.27	●	69.3%
100-40-62200-47	SCBA TESTING & CALIBRATION	2,750.00	-	2,400.52	349.48	●	12.7%
	Subtotal	38,071.00	621.49	28,715.60	9,355.40	●	24.6%
Training Services							
100-40-64020-41	FIRE OPS / EMS OUTSIDE TRAINING	3,000.00	-	2,794.00	206.00	●	6.9%
100-40-64180-41	EMS TRAINING & SUPPLIES	-	-	-	-	●	0.0%
100-40-64300-41	FIRE OPS TRAINING & SUPPLIES	-	-	-	-	●	0.0%
100-40-64340-41	SPECIAL OPERATIONS TRAINING & SUPPLIES	-	-	-	-	●	0.0%
100-40-64400-42	HEALTH, SAFETY, & WELLNESS TRAINING & SUPPLIES	8,000.00	175.02	330.02	7,669.98	●	95.9%
100-40-64420-41	INTERN / RECRUIT ACADEMY & SUPPLIES	-	-	-	-	●	0.0%
100-40-64550-41	OFFICER DEVELOPMENT TRAINING & SUPPLIES	6,786.00	-	8,140.03	(1,354.03)	●	-20.0%
	Subtotal	17,786.00	175.02	11,264.05	6,521.95	●	36.7%
	Emergency Services Operating Expense Total:	299,335.00	8,803.67	251,627.79	47,707.21	●	15.9%
	TOTAL EMERGENCY SERVICES	7,224,556.00	796,167.17	7,148,445.89	76,110.11	●	1.1%
DIVISION 50: COMMUNITY SERVICES / FIRE PREVENTION							
Wages							
100-50-50150-10	FIRE ENGINEER - DEPUTY FIRE MARSHAL	86,428.00	9,972.42	86,427.61	0.39	●	0.0%
100-50-50260-10	FIRE & LIFE SAFETY EDUCATION SPECIALIST	70,850.00	8,140.41	70,550.22	299.78	●	0.4%
100-50-50270-10	MULTI-MEDIA PRODUCTION SPECIALIST	75,114.00	8,649.89	73,119.18	1,994.82	●	2.7%
	Subtotal	232,392.00	26,762.72	230,097.01	2,294.99	●	1.0%
OT Wages							
100-50-52700-15	PREVENTION / FIRE INVESTIGATION OVERTIME	500.00	-	1,953.75	(1,453.75)	●	-290.8%
100-50-52965-15	SPECIAL PUBLIC EVENTS OT	5,870.00	-	4,113.25	1,756.75	●	29.9%
	Subtotal	6,370.00	-	6,067.00	303.00	●	4.8%
	Community Services / Fire Prevention Wages Total:	238,762.00	26,762.72	236,164.01	2,597.99	●	1.1%



Superstition Fire & Medical District Income Statement - Detail

For Fiscal: 2016-2017 Period Ending: 6/30/2017

		Original Total Budget	Current Month Actual	YTD Actual Activity	Forecasted Remaining Budget	% Budget Remaining
Equipment & Machinery						
100-50-54500-59	VIDEO EQUIPMENT (ASSET)	2,500.00	-	681.01	1,818.99	● 72.8%
Operating Supplies						
100-50-55160-50	FIRE CODE BOOKS & MANUALS	500.00	-	107.42	392.58	● 78.5%
100-50-55180-15	FIRE INVESTIGATION TOOLS & EQUIPMENT	200.00	-	13.07	186.93	● 93.5%
100-50-55260-50	FIRE PREVENTION TOOLS & EQUIPMENT	300.00	-	86.22	213.78	● 71.3%
100-50-55640-59	VIDEO EQUIPMENT, PARTS & SUPPLIES	3,500.00	-	2,587.29	912.71	● 26.1%
	Subtotal	4,500.00	-	2,794.00	1,706.00	● 37.9%
Parts & Supplies						
100-50-56740-50	FIRE PREVENTION SUPPLIES	1,000.00	-	453.96	546.04	● 54.6%
100-50-56920-08	GIS PRINTING SUPPLIES	2,000.00	-	335.00	1,665.00	● 83.3%
100-50-57640-50	SAFETY & EDUCATION PROMO MATERIALS	3,000.00	-	1,713.82	1,286.18	● 42.9%
	Subtotal	6,000.00	-	2,502.78	3,497.22	● 58.3%
Operating Services						
100-50-60150-50	EMERGENCY EVENT SUPPLIES	2,000.00	-	1,060.59	939.41	● 47.0%
Professional Services						
100-50-61330-50	COMM RELATIONS EMS WEEK	2,000.00	-	1,003.29	996.71	● 49.8%
100-50-61340-50	FIRE PREVENTION WEEK	3,500.00	-	3,299.86	200.14	● 5.7%
100-50-61370-50	COMMUNITY RELATIONS PRINTED MATERIALS	2,250.00	-	1,001.64	1,248.36	● 55.5%
100-50-61380-50	WATER SAFETY EVENTS	1,000.00	-	516.37	483.63	● 48.4%
100-50-62010-08	PRE-PLAN DEVELOPMENT	4,000.00	-	-	4,000.00	● 100.0%
100-50-62080-50	PROF OUTSIDE SVCS (PLAN REVIEW)	-	356.00	-	-	● 0.0%
	Subtotal	12,750.00	356.00	5,821.16	6,928.84	● 54.3%
Training Services						
100-50-64240-15	FIRE ARSON / INVESTIGATOR TRAINING	3,000.00	-	2,187.77	812.23	● 27.1%
100-50-64260-50	FIRE CODE TRAINING	1,500.00	-	321.50	1,178.50	● 78.6%
100-50-64270-50	PUB ED COMMUNITY OUTREACH TRAINING	1,750.00	-	1,397.18	352.82	● 20.2%
100-50-64370-15	MULTI-MEDIA TRAINING	1,700.00	-	375.00	1,325.00	● 77.9%
	Subtotal	7,950.00	-	4,281.45	3,668.55	● 46.1%
Community Services / Fire Prevention Operating Expense Total:		35,700.00	356.00	17,140.99	18,559.01	● 52.0%
TOTAL COMMUNITY SERVICES / FIRE PREVENTION		274,462.00	27,118.72	253,305.00	21,157.00	● 7.7%
GRAND TOTAL GENERAL FUND		14,623,391.89	1,499,860.92	12,855,588.67	1,767,803.22	● 12.1%
Net Financial Sources (Uses):		\$ (1,244,911.89)	\$ (1,333,564.53)	\$ 210,161.84	\$ (1,455,073.73)	
Beginning Unrestricted Fund Balance July 1, 2016		\$1,244,911.89				



Superstition Fire & Medical District Income Statement - Detail

For Fiscal: 2016-2017 Period Ending: 6/30/2017

		Original Total Budget	Current Month Actual	YTD Actual Activity	Forecasted Remaining Budget	% Budget Remaining
Fund: 150 - TRANSPORT SERVICES						
Revenue						
150-10-42100-10	ALS TRANSPORT REVENUE	3,832,857.00	261,106.88	2,331,082.11	1,501,774.89	39.2%
150-10-42110-10	BLS TRANSPORT REVENUE	224,362.00	-	-	224,362.00	100.0%
150-10-42120-10	BILLED MILEAGE REVENUE	630,573.00	-	-	630,573.00	100.0%
150-10-42125-10	TRANSPORT CUSTOMER REFUNDS	-	(495.05)	(26,538.87)	26,538.87	0.0%
150-10-42150-10	AHCCCS SETTLEMENTS	(318,700.00)	-	-	(318,700.00)	100.0%
150-10-42160-10	MEDICARE SETTLEMENTS	(1,289,909.00)	-	-	(1,289,909.00)	100.0%
150-10-42170-10	BAD DEBT EXPENSE	(802,092.00)	-	-	(802,092.00)	100.0%
150-10-42180-10	COLLECTIONS REVENUE	79,664.00	773.34	773.34	78,890.66	99.0%
150-10-45700-10	INVESTMENT EARNINGS	5,000.00	350.78	2,255.67	2,744.33	0.0%
150-10-45900-10	OTHER INCOME	-	1,041.33	73,365.52	(73,365.52)	0.0%
150-80-48020-02	TRANSFER IN (200 FUND)	-	-	-	-	0.0%
150-80-48100-10	TRANSFER OUT (200 FUND)	(50,000.00)	-	-	(50,000.00)	0.0%
Revenue Total:		\$ 2,311,755.00	\$ 262,777.28	\$ 2,380,937.77	(69,182.77)	-3.0%

DIVISION 10: ADMINISTRATIVE SERVICES						
Expense						
Wages						
150-10-50000-10	FIRE CHIEF	24,781.00	2,859.36	24,781.12	(0.12)	0.0%
150-10-50010-10	ADMIN SERVICES STAFF	90,197.00	10,407.32	90,196.74	0.26	0.0%
150-10-52510-10	WAGE ALLOWANCE (CELL PHONES)	2,160.00	109.03	1,490.23	669.77	31.0%
Subtotal		117,138.00	13,375.71	116,468.09	669.91	0.6%
Employer Provided Benefits						
150-10-53710-10	PENSION (PSPRS)	39,179.00	4,520.60	39,178.50	0.50	0.0%
150-10-53760-10	PENSION (ASRS)	94,711.00	16,944.62	106,446.35	(11,735.35)	-12.4%
150-10-53770-10	BENEFIT CONTRIBUTIONS	205,432.00	26,340.00	219,097.50	(13,665.50)	-6.7%
150-10-53810-10	SOCIAL SECURITY	62,925.00	8,662.99	65,906.88	(2,981.88)	-4.7%
150-10-53830-10	MEDICARE	17,920.00	2,395.67	18,435.16	(515.16)	-2.9%
150-10-53860-10	INDUSTRIAL INSURANCE	23,341.00	53.42	16,799.01	6,541.99	28.0%
150-10-53910-10	MEDICAL INSURANCE	-	(4,701.96)	760.16	(760.16)	0.0%
150-10-53920-10	DENTAL INSURANCE	-	(1,120.28)	10.85	(10.85)	0.0%
150-10-53930-10	VISION INSURANCE	-	(29.02)	-	-	0.0%
150-10-53940-10	EMPLOYEE ASSISTANCE PROGRAM	2,206.00	414.72	4,062.74	(1,856.74)	-84.2%
150-10-53950-10	LIFE INSURANCE	1,925.00	351.00	3,380.00	(1,455.00)	-75.6%
150-10-53997-10	EARNED LEAVE SEPARATION (ELSP) PROGRAM	-	-	2,484.32	(2,484.32)	0.0%
150-10-53998-10	EARNED LEAVE SEPARATION PROGRAM - FICA	-	-	182.75	(182.75)	0.0%
Subtotal		447,639.00	53,831.76	476,744.22	(29,105.22)	-6.5%
Admin Services Compensation & Benefits Total:		564,777.00	67,207.47	593,212.31	(28,435.31)	-5.0%
Equipment & Machinery						
150-10-54040-08	COMPUTER EQUIPMENT	2,900.00	-	173.47	2,726.53	94.0%
150-10-54280-12	OFFICE FURNITURE	-	-	-	-	0.0%
Subtotal		2,900.00	-	173.47	2,726.53	94.0%
Operating Supplies						
150-10-55060-08	COMPUTER / PRINTER SUPPLIES & MAINTENANCE	750.00	17.90	1,056.66	(306.66)	-40.9%
Parts & Supplies						
150-10-55550-12	OFFICE FURNITURE & EQUIPMENT, PARTS & SUPPLIES	4,500.00	-	1,276.70	3,223.30	71.6%
150-10-55670-50	VOLUNTEER EXPENSES	-	-	23.57	(23.57)	0.0%
150-10-56340-12	CLEANING SUPPLIES	750.00	-	2,963.63	(2,213.63)	-295.2%
150-10-56600-12	FACILITY MAINTENANCE	4,000.00	167.46	1,064.59	2,935.41	73.4%
150-10-56860-12	FOOD / BEVERAGES	700.00	-	67.62	632.38	90.3%
150-10-57100-12	OFFICE SUPPLIES	750.00	9.06	1,578.23	(828.23)	-110.4%
150-10-57200-12	POSTAGE / DELIVERY SERVICES	200.00	46.63	797.44	(597.44)	-298.7%
150-10-57440-12	PROFESSIONAL PUBLS / SUBSCRIPTIONS	1,200.00	-	46.63	1,153.37	96.1%
150-10-57620-12	REWARDS / RECOGNITION / FLOWER SUPPLIES	1,000.00	-	50.08	949.92	95.0%
150-10-58000-12	UNIFORMS (CIVILIAN)	11,500.00	70.00	18,425.05	(6,925.05)	-60.2%
Subtotal		24,600.00	293.15	26,293.54	(1,693.54)	-6.9%
Facility Services						
150-10-59000-12	FACILITY RENT	6,000.00	500.00	6,000.00	-	0.0%
150-10-59020-12	ELECTRICITY	27,500.00	5,076.99	30,926.50	(3,426.50)	-12.5%
150-10-59040-12	FACILITY PROJECTS	20,000.00	913.93	13,967.62	6,032.38	30.2%
150-10-59060-12	NATURAL GAS	1,000.00	56.99	834.17	165.83	16.6%
150-10-59100-08	PHONE	1,101.00	(817.51)	6,136.68	(5,035.68)	-457.4%
150-10-59160-12	WATER SOFTENER SUPPLIES	350.00	145.91	1,549.11	(1,199.11)	-342.6%
150-10-59180-12	SEWER / SEPTIC	1,500.00	174.54	1,438.05	61.95	4.1%
150-10-59200-12	WATER	5,000.00	649.77	6,059.14	(1,059.14)	-21.2%
Subtotal		62,451.00	6,700.62	66,911.27	(4,460.27)	-7.1%
Operating Services						
150-10-60100-08	CELLULAR FEES	2,280.00	-	-	2,280.00	100.0%
150-10-60180-08	COPIER MAINTENANCE & SUPPLIES	700.00	734.40	2,675.32	(1,975.32)	-282.2%
150-10-60230-12	DOCUMENT DISPOSAL SERVICES	-	41.56	230.46	(230.46)	0.0%



Superstition Fire & Medical District Income Statement - Detail

For Fiscal: 2016-2017 Period Ending: 6/30/2017

		Original Total Budget	Current Month Actual	YTD Actual Activity	Forecasted Remaining Budget	% Budget Remaining
150-10-60240-12	EXTERMINATING	500.00	203.92	975.19	(475.19)	🔴 -95.0%
150-10-60310-08	INTERNET	2,400.00	2,459.16	22,285.69	(19,885.69)	🔴 -828.6%
150-10-60580-12	LANDSCAPING	1,000.00	-	530.79	469.21	🟢 46.9%
150-10-60580-12	REFUSE COLLECTION	1,250.00	171.01	1,560.31	(310.31)	🔴 -24.8%
150-10-60600-12	SECURITY & ALARM SYSTEMS	2,250.00	29.93	1,671.47	578.53	🟢 25.7%
150-10-60620-08	INDIVIDUAL SOFTWARE LICENSING	-	-	1,536.49	(1,536.49)	🟢 0.0%
150-10-60630-08	SYSTEM SERVER HOSTING	-	-	1,572.48	(1,572.48)	🟢 0.0%
150-10-60740-12	WATER & ICE (DRINKING)	1,500.00	504.96	2,222.51	(722.51)	🔴 -48.2%
Subtotal		11,880.00	4,144.94	35,260.71	(23,380.71)	🔴 -196.8%
Professional Services						
150-10-61020-12	ADMIN MEDICAL DIR - CONTRACT	15,000.00	3,750.00	15,000.00	-	🟢 0.0%
150-10-61060-12	NEW HIRE HR ADVERTISING	-	-	-	-	🟢 0.0%
150-10-61100-12	BACKGROUND / CREDIT REPORTG	3,000.00	-	1,934.75	1,065.25	🟢 35.5%
150-10-61160-08	CIS MAINT CONTRACT	5,500.00	-	5,075.00	425.00	🟢 7.7%
150-10-61170-08	CIS WEB HOSTING / DOMAIN CERTIFICATES	-	-	31.96	(31.96)	🟢 0.0%
150-10-61200-12	NEW HIRE HR TESTING	-	-	-	-	🟢 0.0%
150-10-61260-12	CPA AUDIT SERVICES	2,000.00	-	2,000.00	-	🟢 0.0%
150-10-61520-12	ELECTION EXPENSES	7,585.00	-	10,036.00	(2,451.00)	🔴 -32.3%
150-10-61700-12	VEHICLE / PROPERTY / LIABILITY INS	20,782.00	-	21,191.95	(409.95)	🔴 -2.0%
150-10-61860-12	LEGAL SERVICES	3,000.00	315.00	38,142.60	(35,142.60)	🔴 -1171.4%
150-10-61920-12	MEDICAL EXAM SERVICES	3,200.00	250.00	1,355.00	1,845.00	🟢 57.7%
150-10-62020-12	PRINTING / PUBLISHING SERVICES	450.00	-	1,525.95	(1,075.95)	🔴 -239.1%
150-10-62060-12	PROFESSIONAL ORGS / MEMBERSHIP	3,000.00	18.33	2,920.06	79.94	🟢 2.7%
150-10-62105-08	GLOBAL SOFTWARE LICENSING	12,411.00	861.56	22,812.75	(10,401.75)	🔴 -83.8%
Subtotal		75,928.00	5,194.89	122,026.02	(46,098.02)	🔴 -60.7%
Training Services						
150-10-63000-10	ADMIN FEES, BONDS & LEASES	100.00	-	375.67	(275.67)	🔴 -275.7%
150-10-63120-10	GENERAL CONTINGENCY ACCOUNT	4,422.00	-	-	4,422.00	🟢 100.0%
150-10-63140-10	INTEREST & FINANCE CHARGES	4,000.00	4,525.96	8,247.10	(4,247.10)	🔴 -106.2%
150-10-63150-10	FINANCIAL RESERVE	216,690.58	-	-	216,690.58	🟢 100.0%
150-10-63200-10	BILLING & COLLECTIONS FEES	116,132.00	26,756.92	123,828.47	(7,696.47)	🔴 -6.6%
150-10-64020-12	ADMIN TRAINING / CONFERENCES	5,000.00	-	4,825.05	174.95	🟢 3.5%
150-10-64040-12	BOARD OF DIRECTORS TRAINING	-	-	0.72	(0.72)	🟢 0.0%
150-10-64060-12	COLLEGE TUITION REIMBURSEMENT	5,000.00	4,104.92	10,143.63	(5,143.63)	🔴 -102.9%
150-10-64410-12	SFMD LEADERSHIP CONFERENCE	1,000.00	-	-	1,000.00	🟢 100.0%
Subtotal		352,344.58	35,387.80	147,420.64	204,923.94	🟢 58.2%
Administrative Services Operating Expense Total:		530,853.58	51,739.30	399,142.31	131,711.27	🟢 24.8%
TOTAL ADMINISTRATIVE SERVICES		1,095,630.58	118,946.77	992,354.62	103,275.96	🟢 9.4%

DIVISION 20: TECHNICAL SERVICES

Wages						
150-20-50020-10	FACILITY & FACILITIES STAFF	15,000.00	2,116.80	20,258.95	(5,258.95)	🔴 -35.1%
Technical Services Wages Total:		15,000.00	2,116.80	20,258.95	(5,258.95)	🔴 -35.1%
Equipment & Machinery						
150-20-54050-20	DIAGNOSTIC SOFTWARE	400.00	-	-	400.00	🟢 100.0%
Operating Supplies						
150-20-55400-20	MECH EQUIPMENT, PARTS & SUPPLIES	100.00	-	320.13	(220.13)	🔴 -220.1%
150-20-55580-20	TIRES	6,000.00	-	5,672.68	327.32	🟢 5.5%
150-20-55620-20	VEHICLE PARTS	3,500.00	671.70	4,763.74	(1,263.74)	🔴 -36.1%
Subtotal		9,600.00	671.70	10,756.55	(1,156.55)	🔴 -12.0%
Parts & Supplies						
150-20-56800-20	FLUIDS (ANTIFREEZE, BRAKE, TRANSMISSION)	300.00	81.45	356.92	(56.92)	🔴 -19.0%
150-20-56880-20	FUEL - DIESEL	20,000.00	2,693.06	20,924.83	(924.83)	🔴 -4.6%
150-20-56900-20	FUEL - UNLEADED	2,000.00	195.13	1,212.07	787.93	🟢 39.4%
150-20-57060-20	MISCELLANEOUS SHOP SUPPLIES	500.00	-	248.25	251.75	🟢 50.4%
150-20-57140-20	ENGINE OIL	1,200.00	-	1,163.36	36.64	🟢 3.1%
150-20-58120-20	UNIFORMS & TOWELS (TECH SRVS)	35.00	74.04	391.47	(356.47)	🔴 -1018.5%
Subtotal		24,035.00	3,043.68	24,296.90	(261.90)	🔴 -1.1%
Professional Services						
150-20-61460-20	HAZARDOUS WASTE DISPOSAL	30.00	37.67	188.35	(158.35)	🔴 -527.8%
150-20-62140-20	REPAIR & MAINTENANCE - FLEET	11,220.00	250.00	2,543.40	8,676.60	🟢 77.3%
Subtotal		11,250.00	287.67	2,731.75	8,518.25	🟢 75.7%
Training Services						
150-20-64470-20	FLEET SERVICES TRAINING	2,000.00	-	50.00	1,950.00	🟢 97.5%
Technical Services Operating Expense Total:		47,285.00	4,003.05	37,835.20	9,449.80	🟢 20.0%
TOTAL TECHNICAL SERVICES		62,285.00	6,119.85	58,094.15	4,190.85	🟢 6.7%

DIVISION 30: COMMUNICATIONS SERVICES

Operating Services						
150-30-59080-15	PHONE / E-911 COMMUNICATION CIRCUITS	2,220.00	1,294.33	2,217.48	2.52	🟢 0.1%



Superstition Fire & Medical District Income Statement - Detail

For Fiscal: 2016-2017 Period Ending: 6/30/2017

	Original Total Budget	Current Month Actual	YTD Actual Activity	Forecasted Remaining Budget	% Budget Remaining
150-30-60020-15 TOPAZ / G2 MAINTENANCE	1,200.00	246.67	3,224.62	(2,024.62)	-168.7% ●
150-30-60350-08 MOBILE DATA OPERATIONS	8,760.00	310.64	4,123.04	4,636.96	52.9% ●
150-30-60560-15 RADIO INFO SYSTEMS MAINTENANCE	800.00	-	-	800.00	100.0% ●
Subtotal	12,980.00	1,851.64	9,565.14	3,414.86	26.3% ●
Professional Services					
150-30-61440-15 DISPATCH SERVICES - MFMD	88,813.00	19,354.50	98,680.58	(9,867.58)	-11.1% ●
TOTAL COMMUNICATIONS SERVICES	101,793.00	21,206.14	108,245.72	(6,452.72)	-6.3% ●



Superstition Fire & Medical District Income Statement - Detail

For Fiscal: 2016-2017 Period Ending: 6/30/2017

		Original Total Budget	Current Month Actual	YTD Actual Activity	Forecasted Remaining Budget	% Budget Remaining
DIVISION 40: TRANSPORT SERVICES						
Wages						
150-40-50040-10	ASSISTANT CHIEFS	64,501.00	7,442.39	64,500.68	0.32	🟢 0.0%
150-40-50140-10	CON OPERATIONS MANAGEMENT	121,561.00	14,256.18	121,579.36	(18.36)	🔴 0.0%
150-40-51010-10	BATTALION CHIEFS	83,045.00	9,582.06	83,044.52	0.48	🟢 0.0%
150-40-51030-10	CAPTAINS	53,155.00	6,133.23	53,154.66	0.34	🟢 0.0%
150-40-51600-10	PARAMEDIC (FULL TIME)	219,840.00	32,162.98	219,230.02	609.98	🟢 0.3%
150-40-51650-10	EMT (FULL TIME)	149,138.00	27,851.80	191,336.18	(42,198.18)	🔴 -28.3%
150-40-51700-10	PARAMEDIC (PART TIME)	72,576.00	8,400.00	73,181.92	(605.92)	🔴 -0.8%
150-40-51750-10	EMT (PART TIME)	61,236.00	7,817.75	59,136.81	2,099.19	🟢 3.4%
150-40-51800-10	SWORN COVERAGE - WAGES	-	3,359.26	49,596.28	(49,596.28)	🟢 0.0%
	Subtotal	825,052.00	117,005.65	914,760.43	(89,708.43)	🔴 -10.9%
OT / Other Wages						
150-40-52560-10	HOLIDAY PAY	6,360.00	573.97	6,503.45	(143.45)	🔴 -2.3%
150-40-52740-12	REGULAR OVERTIME	279,005.00	30,605.58	211,725.01	67,279.99	🟢 24.1%
150-40-52750-12	SPECIAL OVERTIME	-	-	-	-	🟢 0.0%
150-40-53140-41	EMS TRAINING OT	1,350.00	-	268.58	1,081.42	🟢 80.1%
150-40-53380-41	NEW HIRE TRAINING	-	-	475.57	(475.57)	🟢 0.0%
	Subtotal	286,715.00	31,179.55	218,972.61	67,742.39	🟢 24.0%
	Transport Services Wages Total:	1,111,767.00	148,185.20	1,133,733.04	(21,966.04)	🔴 -2.0%
Equipment & Machinery						
150-40-54080-41	EMS EQUIP & MACHINERY (ASSET)	2,400.00	-	2,534.40	(134.40)	🔴 -5.6%
150-40-54300-42	PHYSICAL FITNESS EQUIPMENT (ASSET)	1,263.00	-	1,262.98	0.02	🟢 0.0%
	Subtotal	3,663.00	-	3,797.38	(134.38)	🔴 -3.7%
Operating Supplies						
150-40-55100-41	EMS PARTS & SUPPLIES	-	-	564.35	(564.35)	🟢 0.0%
150-40-55440-42	PHYSICAL FITNESS TRAINING, TOOLS & SUPPLIES	675.00	-	410.98	264.02	🟢 39.1%
150-40-56450-41	EMS MEDICAL SUPPLIES	100,000.00	11,234.96	124,334.78	(24,334.78)	🔴 -24.3%
150-40-56460-41	EMS DISPOSABLES	42,000.00	6,532.24	53,323.78	(11,323.78)	🔴 -27.0%
150-40-57000-41	IMMUNIZATION CLINIC SUPPLIES	5,000.00	-	2,855.72	2,144.28	🟢 42.9%
	Subtotal	147,675.00	17,767.20	181,489.61	(33,814.61)	🔴 -22.9%
Operating Services						
150-40-60040-41	BIO-HAZARD WASTE	1,800.00	279.91	2,530.28	(730.28)	🔴 -40.6%
150-40-60300-12	GENERATOR MAINTENANCE	50.00	-	-	50.00	🟢 100.0%
150-40-60520-12	PROPANE (GENERATOR)	1,750.00	-	1,819.84	(69.84)	🔴 -4.0%
150-40-60700-12	TOWEL & LINEN SERVICES	2,500.00	469.37	2,440.98	59.02	🟢 2.4%
	Subtotal	6,100.00	749.28	6,791.10	(691.10)	🔴 -11.3%
Professional Services						
150-40-61120-12	BAY DOOR MAINTENANCE	720.00	-	1,099.62	(379.62)	🔴 -52.7%
150-40-61530-41	EMS CARDIAC MONITOR MAINT & SUPP	4,617.00	-	6,639.24	(2,022.24)	🔴 -43.8%
150-40-61650-12	INFECTION CONTROL MEDICAL EXAM SERVICE	250.00	-	1,211.00	(961.00)	🔴 -384.4%
	Subtotal	5,587.00	-	8,949.86	(3,362.86)	🔴 -60.2%
Training Services						
150-40-64020-41	EMS CONFERENCES / OUTSIDE TRAINING	2,500.00	-	-	2,500.00	🟢 100.0%
150-40-64400-42	HEALTH, SAFETY, & WELLNESS TRNG & SUPPLIES	1,125.00	-	-	1,125.00	🟢 100.0%
	Subtotal	3,625.00	-	-	3,625.00	🟢 100.0%
	Transport Services Operating Expense Total:	166,650.00	18,516.48	201,027.95	(34,243.55)	🔴 -20.5%
	TOTAL TRANSPORT OPERATIONS	1,278,417.00	166,701.68	1,334,760.99	(56,209.59)	🔴 -4.4%
DIVISION 50: COMMUNITY SERVICES / FIRE PREVENTION						
Parts & Supplies						
150-50-56920-08	GIS PRINTING SUPPLIES	150.00	-	-	150.00	🟢 100.0%
150-50-56920-50	SAFETY & EDUCATION PROMOTIONAL MATERIALS	1,250.00	-	-	1,250.00	🟢 100.0%
	Subtotal	1,400.00	-	-	1,400.00	🟢 100.0%
Professional Services						
150-50-61330-50	EMS WEEK	2,000.00	-	-	2,000.00	🟢 100.0%
150-50-61370-50	COMMUNITY RELATIONS PRINTED MATERIALS	500.00	-	-	500.00	🟢 100.0%
	Subtotal	2,500.00	-	-	2,500.00	🟢 100.0%
	TOTAL COMMUNITY SERVICES / FIRE PREVENTION	3,900.00	-	-	3,900.00	🟢 100.0%
	GRAND TOTAL TRANSPORT SERVICES FUND	2,542,025.58	312,974.44	2,493,455.48	48,704.50	🟢 1.9%
	Net Financial Sources (Uses):	\$ (230,270.58)	\$ (50,197.16)	\$ (112,517.71)	\$ (117,887.27)	



Superstition Fire & Medical District Income Statement - Detail

For Fiscal: 2016-2017 Period Ending: 6/30/2017

		Original Total Budget	Current Month Actual	YTD Actual Activity	Forecasted Remaining Budget	% Budget Remaining
Fund: 200 - CAPITAL PROJECTS						
Revenue						
200-10-45700-10	INVESTMENT EARNINGS	5,000.00	1,057.75	11,060.72	(6,060.72)	-121.2%
200-10-45900-10	OTHER INCOME	-	-	-	-	0.0%
200-80-48100-04	TRANSFER OUT (400 FUND)	(2,000.00)	-	-	(2,000.00)	100.0%
200-80-48100-15	TRANSFER IN (150 FUND)	50,000.00	-	-	50,000.00	100.0%
200-90-49550-15	DISTRICT PROPERTY SALES	-	-	-	-	0.0%
	Revenue Total:	\$ 53,000.00	\$ 1,057.75	\$ 11,060.72	41,939.28	79.1%
Expense						
200-10-63150-10	FINANCIAL RESERVE	807,844.18	-	-	807,844.18	100.0%
200-70-71002-25	BUILDINGS & SYSTEMS	18,000.00	-	16,296.81	1,703.19	9.5%
200-70-72240-20	VEHICLES / GENERAL PURPOSE	303,502.00	-	278,109.64	25,392.36	8.4%
200-70-72340-20	APPARATUS EQUIPMENT	38,200.00	-	67,613.29	(29,413.29)	-77.0%
200-70-72510-30	COMM MICROWAVE UPGRADE	57,390.00	405.00	56,943.00	447.00	0.8%
200-70-52515-30	COMM SYSTEM SOFTWARE	5,000.00	-	-	5,000.00	100.0%
200-70-72660-30	RADIO COMM EQUIP - PORTABLE	42,000.00	-	39,601.52	2,398.48	5.7%
200-70-72670-40	RADIO COMM EQUIP - WIRELESS	25,500.00	-	-	25,500.00	100.0%
200-70-72740-40	FIRE PROT EQUIP - SPECIALIZED	2,000.00	-	-	2,000.00	100.0%
200-70-72770-47	SCBA PACKS & BOTTLES	-	-	-	-	0.0%
200-70-72800-40	THERMAL IMAGING CAMERAS	-	-	-	-	0.0%
200-70-73420-41	EMS CAPITAL EQUIPMENT	65,000.00	-	35,866.89	29,133.11	44.8%
200-70-73515-15	COMPUTER EQUIPMENT	25,000.00	-	22,963.36	2,036.64	8.1%
200-70-73520-15	COMPUTER SOFTWARE	26,000.00	-	-	26,000.00	100.0%
200-70-73540-25	FACILITY EQUIPMENT	-	-	-	-	0.0%
200-70-73840-44	FITNESS EQUIPMENT	-	-	-	-	0.0%
	Expense Total:	\$ 1,415,436.18	\$ 405.00	\$ 517,394.51	898,041.67	63.4%
	Net Financial Sources (Uses):	\$ (1,362,436.18)	\$ 652.75	\$ (506,333.79)	(856,102.39)	
Beginning Restricted Fund Balance July 1, 2016		\$1,362,436.18				



Superstition Fire & Medical District

Income Statement - Detail

For Fiscal: 2016-2017 Period Ending: 6/30/2017

		Original Total Budget	Current Month Actual	YTD Actual Activity	Forecasted Remaining Budget	% Budget Remaining
Fund: 300 - 2006 GADA BOND FUND						
Revenue						
300-10-45700-10	INVESTMENT EARNINGS	-	-	-	-	0.0%
Revenue Total:		\$ -	\$ -	\$ -	-	0.0%
Expense						
300-70-71005-15	BUILDING & IMPROVEMENTS	-	-	-	-	0.0%
Expense Total:		-	-	-	-	0.0%
Net Financial Sources (Uses):		\$ -	\$ -	\$ -	-	
Beginning Restricted Fund Balance July 1, 2016		\$0.00				

		Original Total Budget	Current Month Actual	YTD Actual Activity	Forecasted Remaining Budget	% Budget Remaining
Fund: 400 - SPECIAL REVENUE						
Revenue						
400-10-45700-10	INVESTMENT EARNINGS	500.00	68.31	685.58	(185.58)	-37.1%
400-10-46700-10	GRANT - FIRE PREVENTION	30,600.00	-	23,000.00	7,600.00	24.8%
400-10-46750-10	GRANT - FEMA (SHARE)	80,000.00	-	-	80,000.00	100.0%
400-10-46750-10	GRANT - OTHER	-	-	-	-	0.0%
400-10-47020-41	AED DONATIONS	10,000.00	-	6,410.00	3,590.00	35.9%
400-10-47100-41	EMS CARDIAC DONATIONS	10,000.00	-	4,475.00	5,525.00	55.3%
400-10-47110-41	EMS EQUIPMENT DONATIONS	-	-	-	-	0.0%
400-10-47120-50	FIRE PREVENTION / PUBLIC EDUCATION	100.00	10.00	444.00	(344.00)	0.0%
400-10-47130-10	GENERAL DONATIONS	2,500.00	-	11,644.00	(9,144.00)	-365.8%
400-80-48020-02	TRANSFER IN (200 Fund)	2,000.00	-	-	2,000.00	100.0%
400-80-48020-10	TRANSFER IN (100 Fund)	12,000.00	-	-	12,000.00	100.0%
400-80-48100-10	TRANSFER OUT (100 Fund)	-	-	-	-	0.0%
Revenue Total:		\$ 147,700.00	\$ 78.31	\$ 46,658.58	101,041.42	68.4%
Expense						
400-10-63610-10	UNDESIGNATED INVESTMENT EARNINGS RES	150.00	-	-	150.00	100.0%
400-50-77250-50	AED DONATIONS - EXPENDITURES	32,446.00	165.72	9,885.36	22,560.64	69.5%
400-50-77260-50	EMS EQUIPMENT DONATIONS	300.00	-	-	300.00	100.0%
400-50-77270-50	FIRE PREVENTION / PUBLIC EDUCATION	3,394.00	-	123.47	3,270.53	96.4%
400-50-77280-50	GENERAL DONATIONS	13,611.00	400.00	1,140.79	12,470.21	91.6%
400-55-77300-10	FIRE SCIENCE SCHOLARSHIP	-	-	-	-	0.0%
400-70-77510-41	EMS CARDIAC DONATIONS	63,243.51	-	35,866.89	27,376.62	43.3%
400-70-78700-10	GRANT - FIRE PREVENTION	32,600.00	-	19,786.38	12,813.62	39.3%
400-70-79440-10	FEMA GRANT (FEDERAL SHARE)	92,000.00	-	-	92,000.00	100.0%
Expense Total:		\$ 237,744.51	\$ 565.72	\$ 66,802.89	170,941.62	71.9%
Net Financial Sources (Uses):		\$ (90,044.51)	\$ (487.41)	\$ (20,144.31)	(69,900.20)	
Beginning Restricted Fund Balance July 1, 2016		\$90,044.51				



Superstition Fire & Medical District Income Statement - Detail

For Fiscal: 2016-2017 Period Ending: 6/30/2017

		Original Total Budget	Current Month Actual	YTD Actual Activity	Forecasted Remaining Budget	% Budget Remaining
Fund: 450 - CCU GRANT						
Revenue						
450-10-46000-10	CCU REIMBURSEMENT PAYMENTS	393,391.00	13,841.85	247,900.09	145,490.91	37.0%
450-80-48020-10	TRANSFER IN (100 FUND)	9,950.00	-	-	9,950.00	100.0%
	Revenue Total:	\$ 403,341.00	\$ 13,841.85	\$ 247,900.09	155,440.91	38.5%
Expense						
450-10-53710-10	PENSION (PSPRS)	59,224.00	2,121.38	39,954.39	19,269.61	32.5%
450-10-53770-10	BENEFIT CONTRIBUTIONS	34,242.00	1,317.00	23,349.50	10,892.50	31.8%
450-10-53830-10	MEDICARE	4,113.00	136.79	2,748.68	1,364.32	33.2%
450-10-53860-10	INDUSTRIAL INSURANCE	8,172.00	296.75	5,569.52	2,602.48	31.8%
450-10-55060-08	COMPUTER / PRINTER SUPPLIES & MAINTENANCE	100.00	-	-	100.00	100.0%
450-10-55550-12	OFFICE FURN & EQUIPMENT,PARTS & SUPPLIES	100.00	-	-	100.00	100.0%
450-10-56340-12	CLEANING SUPPLIES	-	-	205.11	(205.11)	0.0%
450-10-56600-12	FACILITY MAINTENANCE	100.00	-	14.45	85.55	85.6%
450-10-57100-12	OFFICE SUPPLIES	200.00	-	10.17	189.83	94.9%
450-10-58000-12	UNIFORMS (CIVILIAN)	250.00	-	351.65	(101.65)	-40.7%
450-10-59040-12	FACILITY PROJECTS	-	-	49.37	(49.37)	0.0%
450-10-60600-12	SECURITY & ALARM SYSTEMS	-	-	19.98	(19.98)	0.0%
450-10-60740-12	WATER & ICE (DRINKING WATER)	-	-	6.72	(6.72)	0.0%
450-10-61860-12	LEGAL SERVICES	-	-	287.00	(287.00)	0.0%
450-20-50020-10	FACILITY & FACILITIES STAFF	1,500.00	-	367.65	1,132.35	75.5%
450-20-55400-20	MECHANICAL EQUIPMENT PARTS & SUPPLIES	-	-	85.74	(85.74)	0.0%
450-20-55580-20	TIRES	1,600.00	-	-	1,600.00	100.0%
450-20-55620-20	VEHICLE PARTS	1,500.00	-	1,165.89	334.11	22.3%
450-20-56800-20	FLUIDS (ANTIFREEZE, BRAKE, TRANSMISSION)	100.00	-	-	100.00	100.0%
450-20-56880-20	FUEL - DIESEL	6,200.00	-	514.11	5,685.89	91.7%
450-20-57140-20	ENGINE OIL	100.00	-	-	100.00	100.0%
450-20-62140-20	REPAIR & MAINTENANCE - FLEET	1,400.00	-	-	1,400.00	100.0%
450-30-60350-08	MOBILE DATA OPERATIONS	675.00	-	385.63	289.37	42.9%
450-30-61440-15	DISPATCH FEES - MFMD	-	-	1,615.68	(1,615.68)	0.0%
450-40-51030-10	CAPTAINS	276,937.00	9,743.02	183,025.33	93,911.67	33.9%
450-40-52540-10	FLSA HALFTIME	3,454.00	-	1,090.35	2,363.65	68.4%
450-40-52560-10	HOLIDAY PAY	3,249.00	416.88	3,946.61	(697.61)	-21.5%
450-40-52740-12	SHIFT OVERTIME	-	-	6,139.67	(6,139.67)	0.0%
450-40-60040-41	BIO-HAZARD WASTE	50.00	-	-	50.00	100.0%
450-40-60700-12	TOWEL & LINEN SERVICES	75.00	-	-	75.00	100.0%
	Expense Total:	\$ 403,341.00	\$ 14,031.82	\$ 270,903.20	132,437.80	32.8%
Net Financial Sources (Uses):		\$ -	\$ (189.97)	\$ (23,003.11)	\$ 23,003.11	
Beginning Restricted Fund Balance July 1, 2016		\$0.00				



Superstition Fire & Medical District Income Statement - Detail

For Fiscal: 2016-2017 Period Ending: 6/30/2017

		Original Total Budget	Current Month Actual	YTD Actual Activity	Forecasted Remaining Budget	% Budget Remaining
Fund: 500 - DEBT RETIREMENT PRINCIPAL						
Revenue						
500-10-41000-10	REAL & SECURED PROPERTY TAXES	422,368.00	2,264.97	423,764.47	(1,396.47)	-0.3%
500-10-41050-10	UNSECURED PERS PROPERTY TAXES	34,760.00	527.09	35,659.00	(899.00)	-2.6%
500-10-41200-10	SRP CONTRIBUTIONS	14,461.00		14,456.52	4.48	0.0%
500-10-45700-10	INVESTMENT EARNINGS	1,600.00	450.13	2,585.65	(985.65)	-61.6%
	Revenue Total:	\$ 473,189.00	\$ 3,242.19	\$ 476,465.64	\$ (3,276.64)	-0.7%
Expense						
500-10-63150-10	FINANCIAL RESERVE	86,141.14	0.58	2.91	86,138.23	100.0%
500-60-70500-10	DEBT SERVICE EXPENDITURE - PRINCIPAL	870,000.00	445,000.00	445,000.00	425,000.00	48.9%
	Expense Total:	956,141.14	445,000.58	445,002.91	511,138.23	53.5%
	Net Financial Sources (Uses):	(482,952.14)	(441,758.39)	31,462.73	(514,414.87)	
	Beginning Restricted Fund Balance July 1, 2016	\$482,952.14				

		Original Total Budget	Current Month Actual	YTD Actual Activity	Forecasted Remaining Budget	% Budget Remaining
Fund: 600 - DEBT RETIREMENT INTEREST						
Revenue						
600-10-41000-10	REAL & SECURED PROPERTY TAXES	295,168.00	1,559.27	292,338.22	2,829.78	1.0%
600-10-41050-10	UNSECURED PERS PROPERTY TAXES	24,292.00	393.90	24,739.13	(447.13)	-1.8%
600-10-41200-10	SRP CONTRIBUTIONS	10,106.00		9,954.96	151.04	1.5%
600-10-45700-10	INVESTMENT EARNINGS	800.00	162.97	1,145.09	(345.09)	-43.1%
	Revenue Total:	\$ 330,366.00	\$ 2,116.14	\$ 328,177.40	\$ 2,188.60	0.7%
Expense						
600-10-63150-10	FINANCIAL RESERVE	63,855.17	0.43	2.21	63,852.96	100.0%
600-60-70550-10	DEBT SERVICE EXPENDITURE - INTEREST	475,569.00	155,512.50	311,025.00	164,544.00	34.6%
	Expense Total:	\$ 539,424.17	\$ 155,512.93	\$ 311,027.21	\$ 228,396.96	42.3%
	Net Financial Sources (Uses):	\$ (209,058.17)	\$ (153,396.79)	\$ 17,150.19	\$ (226,208.36)	
	Beginning Restricted Fund Balance July 1, 2016	\$209,058.17				



Pinal County Treasurer

Monthly Statement

Date Range: 6/1/2017 to 6/30/2017

Account	Period	YTD		
6116421001	Superstition Fire & Medical District			
Begin Balance:	2,323,605.84	1,453,650.24		
Income:	318,005.58	14,050,251.49		
LOC Advance:	.00	654,811.38		
Expense:	(1,143,508.49)	(14,005,798.80)	LOC:	.00
LOC Payments:	.00	(654,811.38)	Warrants Outstanding:	(148,459.36)
Cash Balance:	1,498,102.93	1,498,102.93	End:	1,349,643.57

Monthly Statement Summary

Source Code	Description	MTDAmount	YTDAmount
6116421001	Superstition Fire & Medical District	Beginning Balance:	2,323,605.84
			1,453,650.24
11100.2007	2007 Real Estate Taxes	.00	1.70
11100.2008	2008 Real Estate Taxes	.00	1.48
11100.2009	2009 Real Estate Taxes	.00	1.51
11100.2010	2010 Real Estate Taxes	.00	1.77
11100.2011	2011 Real Estate Taxes	.00	1,066.67
11100.2012	2012 Real Estate Taxes	.00	42.65
11100.2013	2013 Real Estate Taxes	.00	2.37
11100.2014	2014 Real Estate Taxes	.00	(264.83)
11100.2015	2015 Real Estate Taxes	(138.01)	170,692.72
11100.2016	2016 Real Estate Taxes	56,635.46	10,404,065.48
12100.2006	2006 Personal Property Taxes	6.65	6.65
12100.2007	2007 Personal Property Taxes	.00	75.19
12100.2009	2009 Personal Property Taxes	.00	39.89
12100.2010	2010 Personal Property Taxes	.00	110.80
12100.2011	2011 Personal Property Taxes	23.22	381.39
12100.2012	2012 Personal Property Taxes	2,130.03	5,246.60
12100.2013	2013 Personal Property Taxes	83.71	2,410.56
12100.2014	2014 Personal Property Taxes	460.75	5,443.50
12100.2015	2015 Personal Property Taxes	959.43	19,690.00
12100.2016	2016 Personal Property Taxes	9,326.91	856,705.20
14100.0	Salt River Contribution	.00	360,633.52
15130.0	Contributions Fire Assistance	.00	400,000.00
15150.0	Maricopa County Tax Collection	1,265.50	17,814.90
21100.41	Wells Fargo Repo Investment Interest	371.68	1,669.02
21100.43	Wells Fargo Trust Investment Interest	26.57	126.10
21100.46	Wells Fargo Investment Investment Interest	684.22	6,487.69
21100.70	Vining Sparks Investment Interest	1,197.52	4,956.58
21100.80	Stifel Nicolaus & Company Investment Interest	.00	1,467.57
21100.99	SCV UHS Refunding Bond Investment Interest	.00	9.72
73160.0	Deposits	94,971.94	784,790.36
73750.0	Revenue Transfer	150,000.00	351,763.35
76100.0	Line of Credit Advance	.00	654,811.38
90400.0	Refund Interest	(14.70)	(74.34)

90930.0	Warrants Redeemed	(379,772.43)	(5,443,688.25)
91010.0	Line of Credit Payments	.00	(654,811.38)
91020.0	Line of Credit Interest Payment	.00	(551.51)
91220.0	Disbursed by County Treasurer	(763,671.36)	(7,905,998.32)
91280.0	Outgoing Wire Fee	(40.00)	(540.00)
91290.0	Outgoing Wire Surcharge	(10.00)	(135.00)
Ending Balance:		1,498,102.93	1,498,102.93

Monthly Statement Detail				
Date	Notes	Doc #	Amount	C/D
6116421001 Superstition Fire & Medical District			Beginning Balance: 2,323,605.84	
11100.2015 2015 Real Estate Taxes			Source Code Total: (138.01)	
06/02	Tax Distribution	0	(307.67)	C
06/06	Tax Distribution	0	159.50	C
06/16	Tax Distribution	0	10.16	C
11100.2016 2016 Real Estate Taxes			Source Code Total: 56,635.46	
06/01	Tax Distribution	0	3,636.79	C
06/01	Tax Distribution	0	1,764.92	C
06/02	Tax Distribution	0	230.82	C
06/02	Tax Distribution	0	1,559.21	C
06/02	Tax Distribution	0	303.73	C
06/05	Tax Distribution	0	117.56	C
06/05	Tax Distribution	0	4,123.15	C
06/05	Tax Distribution	0	1,823.82	C
06/06	Tax Distribution	0	1,051.44	C
06/06	Tax Distribution	0	1,336.88	C
06/06	Tax Distribution	0	131.29	C
06/06	Tax Distribution	0	6.30	C
06/07	Tax Distribution	0	455.22	C
06/07	Tax Distribution	0	74.30	C
06/07	Tax Distribution	0	305.97	C
06/07	Tax Distribution	0	159.65	C
06/08	Tax Distribution	0	290.70	C
06/08	Tax Distribution	0	515.69	C
06/08	Tax Distribution	0	243.96	C
06/09	Tax Distribution	0	797.81	C
06/09	Tax Distribution	0	443.65	C
06/09	Tax Distribution	0	209.65	C
06/09	Tax Distribution	0	187.23	C
06/12	Tax Distribution	0	2,120.95	C
06/12	Tax Distribution	0	800.24	C
06/13	Tax Distribution	0	5,536.43	C
06/14	Tax Distribution	0	103.51	C
06/14	Tax Distribution	0	10.98	C
06/14	Tax Distribution	0	349.77	C
06/15	Tax Distribution	0	649.42	C
06/15	Tax Distribution	0	557.62	C
06/16	Tax Distribution	0	134.73	C
06/16	Tax Distribution	0	114.38	C
06/16	Tax Distribution	0	245.32	C
06/19	Tax Distribution	0	315.17	C
06/19	Tax Distribution	0	7,063.15	C
06/19	Tax Distribution	0	42.38	C
06/19	Tax Distribution	0	200.37	C
06/20	Tax Distribution	0	1,391.60	C
06/20	Tax Distribution	0	149.77	C
06/21	Tax Distribution	0	2,465.91	C
06/21	Tax Distribution	0	103.98	C

06/21	Tax Distribution	0	154.12	C
06/21	Tax Distribution	0	1.39	C
06/22	Tax Distribution	0	722.94	C
06/22	Tax Distribution	0	135.11	C
06/23	Tax Distribution	0	96.55	C
06/23	Tax Distribution	0	239.74	C
06/23	Tax Distribution	0	237.76	C
06/26	Tax Distribution	0	5,186.54	C
06/26	Tax Distribution	0	98.35	C
06/28	Tax Distribution	0	628.11	C
06/28	Tax Distribution	0	90.95	C
06/28	Tax Distribution	0	946.92	C
06/29	Tax Distribution	0	747.33	C
06/29	Tax Distribution	0	2,979.43	C
06/30	Tax Distribution	0	1,270.11	C
06/30	Tax Distribution	0	974.69	C
12100.2006 2006 Personal Property Taxes			Source Code Total: 6.65	
06/27	Tax Distribution	0	6.65	C
12100.2011 2011 Personal Property Taxes			Source Code Total: 23.22	
06/07	Tax Distribution	0	4.53	C
06/19	Tax Distribution	0	3.60	C
06/26	Tax Distribution	0	15.09	C
12100.2012 2012 Personal Property Taxes			Source Code Total: 2,130.03	
06/05	Tax Distribution	0	2,000.58	C
06/07	Tax Distribution	0	11.42	C
06/19	Tax Distribution	0	17.45	C
06/21	Tax Distribution	0	87.03	C
06/26	Tax Distribution	0	13.55	C
12100.2013 2013 Personal Property Taxes			Source Code Total: 83.71	
06/01	Tax Distribution	0	9.43	C
06/14	Tax Distribution	0	7.83	C
06/15	Tax Distribution	0	3.19	C
06/16	Tax Distribution	0	37.18	C
06/19	Tax Distribution	0	4.26	C
06/21	Tax Distribution	0	6.12	C
06/26	Tax Distribution	0	15.70	C
12100.2014 2014 Personal Property Taxes			Source Code Total: 460.75	
06/06	Tax Distribution	0	19.25	C
06/09	Tax Distribution	0	72.97	C
06/14	Tax Distribution	0	110.57	C
06/19	Tax Distribution	0	190.07	C
06/21	Tax Distribution	0	6.49	C
06/26	Tax Distribution	0	16.95	C
06/26	Tax Distribution	0	9.61	C
06/28	Tax Distribution	0	34.84	C
12100.2015 2015 Personal Property Taxes			Source Code Total: 959.43	
06/05	Tax Distribution	0	183.88	C
06/06	Tax Distribution	0	7.04	C
06/06	Tax Distribution	0	11.34	C
06/07	Tax Distribution	0	14.93	C
06/07	Tax Distribution	0	9.60	C
06/09	Tax Distribution	0	71.74	C
06/14	Tax Distribution	0	85.31	C
06/16	Tax Distribution	0	39.98	C
06/16	Tax Distribution	0	46.50	C
06/16	Tax Distribution	0	15.70	C
06/19	Tax Distribution	0	187.21	C
06/19	Tax Distribution	0	25.09	C
06/23	Tax Distribution	0	72.95	C

06/23	Tax Distribution	0	8.40	C
06/23	Tax Distribution	0	44.32	C
06/26	Tax Distribution	0	14.25	C
06/26	Tax Distribution	0	16.95	C
06/28	Tax Distribution	0	23.80	C
06/28	Tax Distribution	0	61.91	C
06/30	Tax Distribution	0	18.53	C
12100.2016 2016 Personal Property Taxes			Source Code Total: 9,326.91	
06/01	Tax Distribution	0	1,069.60	C
06/01	Tax Distribution	0	37.28	C
06/02	Tax Distribution	0	318.40	C
06/02	Tax Distribution	0	124.90	C
06/02	Tax Distribution	0	235.01	C
06/05	Tax Distribution	0	14.34	C
06/05	Tax Distribution	0	1,129.21	C
06/05	Tax Distribution	0	71.86	C
06/06	Tax Distribution	0	255.44	C
06/06	Tax Distribution	0	560.13	C
06/06	Tax Distribution	0	89.15	C
06/06	Tax Distribution	0	142.39	C
06/07	Tax Distribution	0	69.35	C
06/07	Tax Distribution	0	75.03	C
06/07	Tax Distribution	0	17.45	C
06/07	Tax Distribution	0	26.45	C
06/08	Tax Distribution	0	302.09	C
06/09	Tax Distribution	0	234.48	C
06/09	Tax Distribution	0	31.06	C
06/12	Tax Distribution	0	42.39	C
06/12	Tax Distribution	0	29.11	C
06/12	Tax Distribution	0	120.24	C
06/13	Tax Distribution	0	46.57	C
06/13	Tax Distribution	0	1,036.02	C
06/14	Tax Distribution	0	146.62	C
06/14	Tax Distribution	0	144.40	C
06/15	Tax Distribution	0	22.56	C
06/15	Tax Distribution	0	91.05	C
06/16	Tax Distribution	0	229.69	C
06/16	Tax Distribution	0	52.71	C
06/16	Tax Distribution	0	247.13	C
06/19	Tax Distribution	0	201.34	C
06/19	Tax Distribution	0	79.99	C
06/19	Tax Distribution	0	254.34	C
06/20	Tax Distribution	0	10.03	C
06/21	Tax Distribution	0	383.50	C
06/21	Tax Distribution	0	4.45	C
06/21	Tax Distribution	0	47.07	C
06/22	Tax Distribution	0	145.11	C
06/23	Tax Distribution	0	92.89	C
06/23	Tax Distribution	0	148.18	C
06/26	Tax Distribution	0	72.01	C
06/26	Tax Distribution	0	125.00	C
06/26	Tax Distribution	0	66.79	C
06/27	Tax Distribution	0	48.69	C
06/27	Tax Distribution	0	8.74	C
06/28	Tax Distribution	0	51.72	C
06/28	Tax Distribution	0	358.65	C
06/29	Tax Distribution	0	36.11	C
06/30	Tax Distribution	0	50.14	C
06/30	Tax Distribution	0	130.05	C

15150.0 Maricopa County Tax Collection			Source Code Total: 1,265.50	
06/15	Superstition Fire Proceeds from Maricopa Co Wired	0	1,265.50	C
21100.41 Wells Fargo Repo Investment Interest			Source Code Total: 371.68	
06/01	Investment Interest	0	371.68	C
21100.43 Wells Fargo Trust Investment Interest			Source Code Total: 26.57	
06/05	Investment Interest	0	26.57	C
21100.46 Wells Fargo Investment Investment Interest			Source Code Total: 684.22	
06/01	Investment Interest	0	404.51	C
06/05	Investment Interest	0	88.29	C
06/12	Investment Interest	0	15.74	C
06/30	Investment Interest	0	175.68	C
21100.70 Vining Sparks Investment Interest			Source Code Total: 1,197.52	
06/08	Investment Interest	0	170.63	C
06/20	Investment Interest	0	190.13	C
06/22	Investment Interest	0	435.50	C
06/26	Investment Interest	0	180.72	C
06/27	Investment Interest	0	220.54	C
73160.0 Deposits			Source Code Total: 94,971.94	
06/07	100.10.56600.12 McNeil&Co/inv 4118/ck 72965	0	4,336.50	C
06/07	100.10.42700.50 IronwoodAssistLiving/4113/CASH A	0	50.00	C
06/07	100.10.42700.50 AutomaticGate/inv 4102/ck 58300	0	125.00	C
06/07	100.10.45900.10 ConstanceWilson/inv 4100/CASH B	0	10.00	C
06/07	100.10.45900.10 ChapterES/inv 4114/ck 1383	0	40.00	C
06/07	100.10.42600.15 AmericanRetrieval/inv 4101/258235	0	20.00	C
06/07	100.10.43500.41 P Gomez/inv 4115/ck 1278	0	42.00	C
06/07	100.10.53965.10 PSPRS/inv 4063/ck 206189	0	556.26	C
06/07	100.10.53965.10 J Kevin/inv 4105/ck 629003209	0	756.45	C
06/12	100.10.42600.15 LexisNexis/inv 4119/ck 649763892	0	20.00	C
06/12	100.10.42700.50 CST Arizona/inv 4120/ck 60427894	0	50.00	C
06/12	100.10.53965.10 J Hafer/inv 4107/ck 5312	0	185.53	C
06/12	100.10.53965.10 P Gallagher/inv 4104/ck 1946	0	238.02	C
06/12	100.10.43300.50 CITOAJ/inv 451,159/ck 140485	0	89.63	C
06/12	100.10.43200.20 FLOFD/inv 4085,4086/ck 106669	0	1,112.96	C
06/12	100.10.42200.41 AntennaSites/inv 4123/ck 19066	0	632.54	C
06/12	100.10.53860.10 Benchmark/inv 4124/ck 18415	0	8,538.00	C
06/12	100.10.43100.12 ARISLD/inv 4111,4112/ck 8307353	0	35,060.68	C
06/15	WIRED MONEY TO GENERAL FUND	0	20.00	C
06/19	100.10.53965.10 D Montgomery/inv 4106/ck 7636	0	592.26	C
06/19	100.10.43100.12 ARISLD/inv 4121/ck 8320573	0	711.80	C
06/19	100.10.43100.12 ARISLD/inv 4131/ck 8317795	0	3,209.49	C
06/19	100.10.46700.10 CITOM/inv 4127/ck 987087	0	9,229.57	C
06/30	100.30.59080.15 CITOM/inv 4110/ck 988749	0	630.00	C
06/30	100.10.46700.10 CITOM/inv 4147/ck 988373	0	4,612.28	C
06/30	100.10.43100.12 ARISLD/inv 4122/ck 8334792	0	7,979.73	C
06/30	100.10.43100.12 ARISLD/inv 4144/ck 8337659	0	4,846.01	C
06/30	100.10.64020.12 SouthCom/inv 4145/ck b052132	0	461.00	C
06/30	100.10.45900.10 Citizen/inv 4134/CASH A	0	12.00	C
06/30	100.10.43500.41 R Rodriguez/inv 4140/CASH B	0	21.00	C
06/30	100.10.43500.41 D Farber/inv 4126/CASH C	0	36.00	C
06/30	100.10.42600.15 WesternStsInv/inv 4132/ck 2216	0	20.00	C
06/30	100.10.45900.10 AAM/inv 4133/ ck 1042	0	30.00	C
06/30	100.10.42700.50 L Cole / inv 4138 / ck 1015	0	150.00	C
06/30	100.10.42700.50 J Elliott / inv 4137 / ck 414	0	50.00	C
06/30	100.10.42700.50 Pathway Christian/inv 4146/ck 1195	0	50.00	C
06/30	100.10.42700.50 Dog Run/inv 4136/ck 2113	0	50.00	C
06/30	100.10.53965.10 ASRS/inv 4108/ck 65386	0	135.00	C
06/30	100.10.43200.20 FLOFD/inv 4116/ck 106812	0	336.97	C
06/30	100.10.43200.20 FLOFD/inv 4103/ck 106753	0	9,925.26	C
73750.0 Revenue Transfer			Source Code Total: 150,000.00	

06/29	Transfere from the 150 Transport Fund	0	150,000.00	C
90400.0 Refund Interest			Source Code Total: (14.70)	
06/02	149046 104-71-02502 2015 Adjustment/Corr Refund	149046	(13.49)	D
06/02	149046 104-71-02502 2016 Adjustment/Corr Refund	149046	(1.21)	D
90930.0 Warrants Redeemed			Source Code Total: (379,772.43)	
06/01	Paid Warrants	0	(15,286.25)	D
06/02	Paid Warrants	0	(5,905.57)	D
06/05	Paid Warrants	0	(228.21)	D
06/06	Paid Warrants	0	(5,753.97)	D
06/07	Paid Warrants	0	(73,516.17)	D
06/08	Paid Warrants	0	(19,526.21)	D
06/12	Paid Warrants	0	(6,756.69)	D
06/13	Paid Warrants	0	(81,511.70)	D
06/14	Paid Warrants	0	(6,700.15)	D
06/15	Paid Warrants	0	(7,146.82)	D
06/16	Paid Warrants	0	(20.00)	D
06/19	Paid Warrants	0	(1,317.01)	D
06/20	Paid Warrants	0	(7,897.78)	D
06/21	Paid Warrants	0	(98,503.81)	D
06/22	Paid Warrants	0	(17,624.91)	D
06/23	Paid Warrants	0	(1,964.55)	D
06/26	Paid Warrants	0	(264.79)	D
06/27	Paid Warrants	0	(5,284.73)	D
06/28	Paid Warrants	0	(10,391.98)	D
06/29	Paid Warrants	0	(3,688.12)	D
06/30	Paid Warrants	0	(10,483.01)	D
91220.0 Disbursed by County Treasurer			Source Code Total: (763,671.36)	
06/14	Fire Employees Payroll Direct Deposit	0	(344,891.52)	D
06/14	Fire District Fed & State P/R Taxes	0	(81,788.15)	D
06/14	Fire District 457, union dues, pac	0	(32,657.70)	D
06/28	Fire Employees Payroll Direct Deposit	0	(220,058.84)	D
06/28	Fire District Federal & State P/R Taxes	0	(52,909.33)	D
06/28	Fire District 457, union dues, pac	0	(31,365.82)	D
91280.0 Outgoing Wire Fee			Source Code Total: (40.00)	
06/14	Wire Transfer Chg P/R	0	(20.00)	D
06/28	Wire Trasnfer Chg P/R	0	(20.00)	D
91290.0 Outgoing Wire Surcharge			Source Code Total: (10.00)	
06/14	Wire Transfer Chg P/R	0	(5.00)	D
06/28	Wire Trasnfer Chg P/R	0	(5.00)	D
6116421001 Superstition Fire & Medical District			Ending Balance: 1,498,102.93	

Warrant Detail

Payee Name	Warrant	Amount	Issue Dt	Status Dt	Voucher
6116421001 Superstition Fire & Medical District					Account Total: 542,514.22
Fund: 1102		Fund Total: 255,705.81			
Status: OUTS		Status Total: 53,194.43			
APACHE JUNCTION UNIFIED	1102026401	2,562.30	05/17/17	05/18/17	
APACHE JUNCTION UNIFIED	1102026499	3,096.70	06/14/17	06/14/17	
AFLAC	1102026519	8,162.13	06/21/17	06/21/17	
APACHE JUNCTION UNIFIED	1102026520	2,527.83	06/21/17	06/21/17	
PROPHET NETWORK INTEGRATION,IN	1102026536	3,630.04	06/21/17	06/21/17	
AA COOLING AND HEATING LLC	1102026539	783.30	06/29/17	06/29/17	
WATER UTILITIES COMM FD DBA	1102026540	44.50	06/29/17	06/29/17	
APACHE TRAIL AUTO SUPPLY, LLC	1102026541	232.96	06/29/17	06/29/17	
ARIZONA WATER COMPANY, INC.	1102026542	322.23	06/29/17	06/29/17	
BEST HARDWARE	1102026543	16.52	06/29/17	06/29/17	
BIG BOYZ TOWING, LLC	1102026544	235.50	06/29/17	06/29/17	
BUD'S BULK ICE SERVICE, INC	1102026545	464.22	06/29/17	06/29/17	
CHASE MASTER CARD	1102026546	296.20	06/29/17	06/29/17	

CITY OF MESA	1102026547	15,560.85	06/29/17	06/29/17
ECMS, INC.	1102026548	621.49	06/29/17	06/29/17
FLEETPRIDE, INC	1102026549	45.72	06/29/17	06/29/17
FREIGHTLINER OF ARIZONA, LLC	1102026550	310.80	06/29/17	06/29/17
ST HELEN AUTO & HARDWARE, INC.	1102026551	109.74	06/29/17	06/29/17
WEX BANK DBA	1102026552	1,132.95	06/29/17	06/29/17
HP INC	1102026553	932.86	06/29/17	06/29/17
LANDS'END, INC	1102026554	36.96	06/29/17	06/29/17
L.N. CURTIS & SONS	1102026555	232.30	06/29/17	06/29/17
MAGIC PEST CONTROL	1102026556	596.08	06/29/17	06/29/17
THRASH & DANGLE ENTERPRISES	1102026557	64.00	06/29/17	06/29/17
PITNEY BOWES	1102026558	93.26	06/29/17	06/29/17
REDBURN TIRE COMPANY, INC.	1102026559	1,483.19	06/29/17	06/29/17
TIGER MECHANICAL SERVICES LLC	1102026560	600.01	06/29/17	06/29/17
MATLICK ENTERPRISES INC DBA	1102026561	500.94	06/29/17	06/29/17
UNIFIRST CORPORATION	1102026562	1,230.62	06/29/17	06/29/17
WELLS FARGO BARNK, N.A.	1102026563	476.73	06/29/17	06/29/17
POWER ACQUISITION, LLC.	1102026564	54.30	06/29/17	06/29/17
AZ DEPT OF REVENUE-SALES TAX	1102026565	11.57	06/29/17	06/29/17
EAST PENN MANUFACTURING CO, IN	1102026566	125.98	06/29/17	06/29/17
COOKSON DOOR SALES OF AZ, INC	1102026567	157.30	06/30/17	06/30/17
HUGHES FIRE EQUIPMENT, INC.	1102026568	86.23	06/30/17	06/30/17
SALT RIVER PROJECT	1102026569	6,279.49	06/30/17	06/30/17
POWER ACQUISITION, LLC.	1102026570	76.63	06/30/17	06/30/17
Status: PAID				Status Total: 188,228.95
ERIC T. ELLSWORTH	1102026178	20.00	03/08/17	06/16/17
WATER UTILITIES COMM FD DBA	1102026439	41.56	05/24/17	06/02/17
ARIZONA WATER COMPANY, INC.	1102026440	493.05	05/24/17	06/02/17
AHS RESCUE LLC	1102026441	3,431.90	05/24/17	06/01/17
COSTCO WHOLESALE CORPORATION	1102026442	65.16	05/24/17	06/05/17
FRONTIER SHOP SUPPLIES, INC	1102026443	1,220.27	05/24/17	06/01/17
LIBERTY WATER COMPANY, INC.	1102026444	63.87	05/24/17	06/05/17
LIBERTY WATER COMPANY, INC.	1102026445	99.18	05/24/17	06/05/17
L.N. CURTIS & SONS	1102026446	5,108.56	05/24/17	06/02/17
RV STRIPES & GRAPHICS, INC.	1102026449	73.47	05/24/17	06/06/17
PINNACLE PEAK HOLDING CORP	1102026450	762.63	05/24/17	06/01/17
MATLICK ENTERPRISES INC DBA	1102026451	9,871.45	05/24/17	06/01/17
ARIZONA WATER COMPANY, INC.	1102026457	190.37	05/31/17	06/08/17
AHS RESCUE LLC	1102026458	1,397.97	05/31/17	06/08/17
MIKE FARBER	1102026459	1,344.00	05/31/17	06/06/17
TINA GEROLA	1102026460	262.40	05/31/17	06/02/17
LANDS'END, INC	1102026461	57.95	05/31/17	06/07/17
BRIAN A WHITE	1102026462	229.60	05/31/17	06/07/17
GRAFFA BROTHERS AND SONS	1102026463	4,336.50	05/31/17	06/06/17
AA COOLING AND HEATING LLC	1102026464	943.31	06/06/17	06/14/17
AETNA BEHAVIORAL HEALTH, LLC	1102026465	791.04	06/06/17	06/15/17
AMERICAN EXPRESS CORPORATE	1102026466	88.32	06/06/17	06/13/17
APACHE TRAIL AUTO SUPPLY, LLC	1102026467	520.97	06/06/17	06/14/17
AZ DEPT OF REVENUE-SALES TAX	1102026468	416.93	06/06/17	06/13/17
ARIZONAWATERCONDITIONING DBA	1102026469	405.83	06/06/17	06/15/17
BEST HARDWARE	1102026470	10.84	06/06/17	06/19/17
BUD'S BULK ICE SERVICE, INC	1102026471	316.30	06/06/17	06/19/17
EMPLOYERS DENTAL SERVICES, INC	1102026472	5,243.75	06/06/17	06/13/17
EMPIRE SOUTHWEST, LLC	1102026473	196.38	06/06/17	06/13/17
FIRST CHOICE AUTO GLASS, INC.	1102026474	2,918.40	06/06/17	06/21/17
FLEETPRIDE, INC	1102026475	64.75	06/06/17	06/13/17
CSC ELECTRICAL CONTRACTOR, LLC	1102026476	980.00	06/06/17	06/20/17
FREIGHTLINER OF ARIZONA, LLC	1102026477	50.10	06/06/17	06/14/17
ST HELEN AUTO & HARDWARE, INC.	1102026478	67.28	06/06/17	06/15/17
WEX BANK DBA	1102026479	1,642.91	06/06/17	06/14/17
ROBERT HORNE FORD	1102026480	815.07	06/06/17	06/15/17
HUGHES FIRE EQUIPMENT, INC.	1102026481	267.39	06/06/17	06/14/17
MEDIACOM	1102026482	5,691.84	06/06/17	06/13/17
MEDIACOM	1102026483	320.75	06/06/17	06/13/17
MESA DISCOUNT, INC	1102026484	1,133.21	06/06/17	06/14/17

HFSC - GARY KEITH (NFPA)	1102026485	1,345.50	06/06/17	06/14/17
REDBURN TIRE COMPANY, INC.	1102026486	675.59	06/06/17	06/14/17
SALT RIVER PROJECT	1102026487	5,006.69	06/06/17	06/12/17
SIDNEY LEX FELKER, P.C.	1102026488	5,067.60	06/06/17	06/15/17
SOLVENT RECY-CLEAN, INC	1102026489	75.34	06/06/17	06/13/17
SOUTHWEST GAS CORPORATION	1102026490	132.47	06/06/17	06/13/17
STANDARD INSURANCE COMPANY	1102026491	4,256.19	06/06/17	06/20/17
SUPERSTITION MOUNTAINS CFD #1	1102026492	121.17	06/06/17	06/14/17
THOMAS PIPE & SUPPLY, LLC	1102026493	74.94	06/06/17	06/13/17
UNIFIRST CORPORATION	1102026494	1,230.39	06/06/17	06/13/17
UNITED HEALTHCARE INSURANCE CO	1102026495	67,975.84	06/06/17	06/13/17
VISION SERVICE PLAN	1102026496	817.67	06/06/17	06/19/17
AA COOLING AND HEATING LLC	1102026497	754.95	06/14/17	06/23/17
ALLIED WASTE TRANS, INC.	1102026498	393.47	06/14/17	06/22/17
AHS RESCUE LLC	1102026500	114.03	06/14/17	06/23/17
ARIZONA FORESTRY DIVISION	1102026501	2,243.80	06/14/17	06/27/17
ARIZONA POLICE PSYCHOLOGY PLLC	1102026502	750.00	06/14/17	06/22/17
BUD'S BULK ICE SERVICE, INC	1102026503	135.75	06/14/17	06/27/17
CHASE MASTER CARD	1102026504	615.60	06/14/17	06/21/17
CITY OF APACHE JUNCTION	1102026505	4,321.49	06/14/17	06/21/17
JEFF CRANMER	1102026506	262.40	06/14/17	06/20/17
FLEETPRIDE, INC	1102026507	602.91	06/14/17	06/22/17
HEALTHQUITY, INC	1102026508	283.45	06/14/17	06/22/17
LORI ANN HLAVIN	1102026509	172.20	06/14/17	06/19/17
CENTURYLINK	1102026511	1,429.52	06/14/17	06/29/17
REDBURN TIRE COMPANY, INC.	1102026512	3,793.41	06/14/17	06/22/17
SHRED-IT USA LLC	1102026513	83.11	06/14/17	06/21/17
SUPERSTITION SAFETY SERV, LLC	1102026514	89.77	06/14/17	06/26/17
TOSHIBA BUSINESS SOLUTIONS,INC	1102026515	1,468.81	06/14/17	06/27/17
MATLICK ENTERPRISES INC DBA	1102026516	6,139.08	06/14/17	06/21/17
VERIZON WIRELESS SERVICES LLC	1102026517	1,095.57	06/14/17	06/23/17
AA COOLING AND HEATING LLC	1102026518	116.64	06/21/17	06/29/17
WATER UTILITIES COMM FD DBA	1102026521	153.35	06/21/17	06/29/17
APACHE TRAIL AUTO SUPPLY, LLC	1102026522	432.78	06/21/17	06/29/17
ARIZONA WATER COMPANY, INC.	1102026523	779.88	06/21/17	06/29/17
CITY OF MESA	1102026524	10,422.16	06/21/17	06/30/17
EAST PENN MANUFACTURING CO, IN	1102026525	1,080.37	06/21/17	06/27/17
FLEETPRIDE, INC	1102026526	29.89	06/21/17	06/28/17
FRONTIER SHOP SUPPLIES, INC	1102026527	65.86	06/21/17	06/29/17
LIBERTY WATER COMPANY, INC.	1102026528	176.73	06/21/17	06/28/17
ROBERT HORNE FORD	1102026529	60.85	06/21/17	06/30/17
HUGHES FIRE EQUIPMENT, INC.	1102026530	1,070.17	06/21/17	06/28/17
L.N. CURTIS & SONS	1102026531	458.85	06/21/17	06/29/17
PHOENIX TECHNOLOGY SOLUTIONS	1102026532	132.00	06/21/17	06/28/17
REDBURN TIRE COMPANY, INC.	1102026533	1,483.19	06/21/17	06/28/17
GARY A. SMITH, MD, PLLC	1102026534	7,500.00	06/21/17	06/28/17
STANTEC CONSULTING SERV, INC.	1102026535	356.00	06/21/17	06/27/17
GINCO PLUMBING LLC	1102026537	251.24	06/21/17	06/29/17
ADAM RODRIGUEZ	1102026538	175.02	06/21/17	06/26/17
Status: VOID				Status Total: 14,282.43
DIGITAL COMBUSTION, INC.	1102026236	895.00	03/22/17	06/29/17
EMPLOYERS DENTAL SERVICES, INC	1102026282	5,190.65	04/05/17	06/29/17
APACHE JUNCTION UNIFIED	1102026296	2,527.83	04/12/17	06/21/17
PROPHET NETWORK INTEGRATION,IN	1102026447	2,038.91	05/24/17	06/14/17
PROPHET NETWORK INTEGRATION,IN	1102026510	3,630.04	06/14/17	06/21/17
Fund: 1103				Fund Total: 286,808.41
Status: OUTS				Status Total: 95,264.93
CHARITY RELIEF FUND EV FIREFIGHTER	1103017637	124.00	03/24/17	03/23/17
CHARITIES FUND EV FIREFIGHTERS	1103017638	107.50	03/24/17	03/23/17
CHARITY RELIEF FUND EV FIREFIGHTER	1103017647	124.00	04/07/17	04/05/17
CHARITIES FUND EV FIREFIGHTERS	1103017648	107.50	04/07/17	04/05/17
CHARITY RELIEF FUND EV FIREFIGHTER	1103017664	124.00	05/05/17	05/03/17
CHARITIES FUND EV FIREFIGHTERS	1103017665	107.50	05/05/17	05/03/17
CHARITY RELIEF FUND EV FIREFIGHTER	1103017671	124.00	05/05/17	05/18/17
CHARITIES FUND EV FIREFIGHTERS	1103017672	107.50	05/05/17	05/18/17

CHARITY RELIEF FUND EV FIREFIGHTER	1103017678	124.00	06/02/17	05/31/17
CHARITIES FUND EV FIREFIGHTERS	1103017679	107.50	06/02/17	05/31/17
JOSE SEPULVEDA	1103017680	770.11	06/13/17	06/14/17
CHARITY RELIEF FUND EV FIREFIGHTER	1103017687	124.00	06/16/17	06/14/17
CHARITIES FUND EV FIREFIGHTERS	1103017688	107.50	06/16/17	06/14/17
RETIREMENT SYSTEM, ARIZONA STATE	1103017689	8,674.32	06/30/17	06/28/17
AZ FF RETIREE HEALTH TRUST FUND	1103017690	1,725.00	06/30/17	06/28/17
EQUITY, HEALTH	1103017691	7,244.93	06/30/17	06/28/17
PUBLIC SAFETY PERSONNEL RETIREMENT	1103017692	73,117.65	06/30/17	06/28/17
SUPPORT PAYMENT CLEARINGHOUSE	1103017693	2,112.42	06/30/17	06/28/17
CHARITY RELIEF FUND EV FIREFIGHTER	1103017694	124.00	06/30/17	06/28/17
CHARITIES FUND EV FIREFIGHTERS	1103017695	107.50	06/30/17	06/28/17
Status: PAID				Status Total: 191,543.48
RETIREMENT SYSTEM, ARIZONA STATE	1103017673	8,434.64	06/02/17	06/08/17
AZ FF RETIREE HEALTH TRUST FUND	1103017674	1,750.00	06/02/17	06/12/17
EQUITY, HEALTH	1103017675	7,390.81	06/02/17	06/08/17
PUBLIC SAFETY PERSONNEL RETIREMENT	1103017676	73,228.62	06/02/17	06/07/17
SUPPORT PAYMENT CLEARINGHOUSE	1103017677	2,112.42	06/02/17	06/08/17
GEORGE NASELLO	1103017681	2,399.19	06/13/17	06/20/17
RETIREMENT SYSTEM, ARIZONA STATE	1103017682	8,361.38	06/16/17	06/21/17
AZ FF RETIREE HEALTH TRUST FUND	1103017683	1,750.00	06/16/17	06/21/17
EQUITY, HEALTH	1103017684	9,689.25	06/16/17	06/22/17
PUBLIC SAFETY PERSONNEL RETIREMENT	1103017685	74,314.75	06/16/17	06/21/17
SUPPORT PAYMENT CLEARINGHOUSE	1103017686	2,112.42	06/16/17	06/22/17
	Count	Amount		
Total OUTS:	57	148,459.36		
Total PAID:	100	379,772.43		
Total VOID:	5	14,282.43		

Superstition Fire & Medical District

Monthly Pinal County Treasurer's Bank Account Reconciliation

100 General Fund

Reconciliation References:

- A1 Previous month's bank ending balance / current month's bank beginning balance
- B Interest Income
- C Current month's Pinal County real property tax receipts
- D Current month's Pinal County personal property tax receipts
- E Current month's Maricopa County tax receipts
- F Current month's deposits
- G Current month's revenue transfer in from 150 Fund
- H Current month's Accounts Payable disbursements
- I Current month's Payroll disbursements
- J Payroll wire service fees
- K Current month's Refund Interest
- L Current month's bank ending balance
- M Accounts Payable checks outstanding at month-end
- N Payroll checks outstanding at month-end
- O Current month's deposit in transit
- P Payroll clearing account balance at month-end
- Q Cash Balance per G/L Balance Sheet
- R American Express credit card payment – warrant #1102026466 (paid 6/6/17)
- S Chase MasterCard credit card payment – warrant #1102026504 (paid 6/14/17)
- T Chase MasterCard credit card payment – warrant #1102026546 (paid 6/29/17)



Superstition Fire & Medical District
General (Fund 100) Cash Reconciliation
Fiscal Year 2016 - 2017
6/30/2017



Book Balance as of: 6/1/2017 2,496,547.98 AI

Activity During the Month

Journal Entries:

Interest Income (Expense): 2,279.99 2,279.99 B

Cash Receipts

2007 Real Estate Taxes			-
2008 Real Estate Taxes			0.00
2009 Real Estate Taxes			-
2010 Real Estate Taxes			-
2011 Real Estate Taxes			-
2012 Real Estate Taxes			0.00
2013 Real Estate Taxes			-
2014 Real Estate Taxes			-
2015 Real Estate Taxes	169.66	(307.67)	(138.01)
2016 Real Estate Taxes	56,635.46		56,635.46
2006 Pers. Prop. Taxes	6.65		6.65
2011 Pers. Prop. Taxes	23.22		23.22
2012 Pers. Prop. Taxes	2,130.03		2,130.03
2013 Pers. Prop. Taxes	83.71		83.71
2014 Pers. Prop. Taxes	460.75		460.75
2015 Pers. Prop. Taxes	959.43		959.43
2016 Pers. Prop. Taxes	9,326.91		9,326.91
SRP Contributions			-
FDAT			0.00
Maricopa County Taxes	1,265.50		1,265.50

Deposits

Revenue Transfer 94,971.94 94,971.94 F

Cash Disbursements

A) Accounts Payable Activity	(379,772.43)		(379,772.43)
B) Payroll Activity	(1,350,992.29)		(1,350,992.29)
C) Payroll Wire Fees	(50.00)		(50.00)
D) Transfer In / Out			-
D) Transfer In / Out			-
D) Transfer In / Out			-
D) Transfer In / Out			-
E) Refund Interest	(14.70)		(14.70)

\$318,313.25 (1,730,829.42) 1,083,724.14

Pinal County Bank Balance

Ending Bank Balance as of: 6/30/2017 Balance from YTD Column 1,498,102.93 L

Less: Line of Credit Advances 0.00
 Less: Line of Credit Interest -
 Plus: Line of Credit Payments 0.00

Less: Outstanding Warrants

Check #		
A/P	(53,194.43)	
Payroll	(95,264.93)	(148,459.36)

Less: Deposit in Transit -
 Plus: Transfer in Transit - to 150 Fund 0.00
 Plus: Deposit in Transit 20.00 O

1,349,663.57

Cash Balance in Payroll Clearing Account 100.00 P

Cash Balance in Electronic / ACH Clearing Account 100.00

Petty Cash 100.00

1,349,863.57 Q

Prepared by: *Janet Duke* 7/3/17

Reviewed by: *Regan Wood* 7/6/17

Balance per B/S 1,349,863.57 R

Difference 0.00



Superstition Fire & Medical District
General (Fund 100) Cash Reconciliation
Fiscal Year 2016 - 2017
5/31/2017



Book Balance as of: 5/1/2017 2,966,586.10 (A)

Activity During the Month

Journal Entries:

Interest Income (Expense): 2,454.65 (B)

Cash Receipts

2007 Real Estate Taxes
 2008 Real Estate Taxes
 2009 Real Estate Taxes
 2010 Real Estate Taxes
 2011 Real Estate Taxes
 2012 Real Estate Taxes
 2013 Real Estate Taxes 215.37
 2014 Real Estate Taxes
 2015 Real Estate Taxes 5.08
 2016 Real Estate Taxes 500,593.31
 2009 Pers. Prop. Taxes 20.96
 2012 Pers. Prop. Taxes 49.89
 2013 Pers. Prop. Taxes 149.31
 2014 Pers. Prop. Taxes 623.71
 2015 Pers. Prop. Taxes 1,107.49
 2016 Pers. Prop. Taxes 52,014.13
 SRP Contributions 180,316.76
 FDAT
 Maricopa County Taxes 3,968.66

2,454.65

2,454.65

Deposits

Revenue Transfer 33,695.65 (G)

33,695.65

33,695.65

Cash Disbursements

A) Accounts Payable Activity
 B) Payroll Activity
 C) Payroll Wire Fees
 D) Transfer In / Out
 D) Transfer In / Out
 D) Transfer In / Out
 D) Transfer In / Out
 E) Refund Interest

(459,265.89)
 (785,177.85)
 (75.00)
 (213.40)

(459,265.89) (H)
 (785,177.85) (I)
 (75.00) (J)
 (213.40) (K)

\$775,214.97 (1,244,732.14)

2,496,547.98

A1 June

Pinal County Bank Balance

Ending Bank Balance as of: 5/31/2017

Balance from YTD Column

2,323,605.84 (L)

Less: Line of Credit Advances
 Less: Line of Credit Interest
 Plus: Line of Credit Payments

0.00
-
0.00

Less: Outstanding Warrants

Check #
 A/P
 Payroll

(42,284.68) (M)
 (926.00) (N)
 30.00 (O)

(43,210.58)

Less: Deposit in Transit
 Plus: Transfer in Transit - to 150 Fund
 Plus: Deposit in Transit

0.00
 30.00
30.00

2,280,425.26

Cash Balance in Payroll Clearing Account 301,538.52 (P)
 Cash Balance in Electronic / ACH Clearing Account
 Petty Cash 100.00

2,582,063.78

Prepared by: *[Signature]* 6/1/17
 Reviewed by: *[Signature]* 6/5/17

Balance per B/S 2,582,063.78 (Q)

Difference 0.00



Monthly Statement

Date Range: 6/1/2017 to 6/30/2017

Account	Period	YTD	
6116421001	Superstition Fire & Medical District		
Begin Balance:	2,323,605.84	1,453,650.24	
Income:	318,005.58	14,050,251.49	
LOC Advance:	.00	654,811.38	
Expense:	(1,143,508.49)	(14,005,798.80)	LOC: .00
LOC Payments:	.00	(654,811.38)	Warrants Outstanding: (148,459.36)
Cash Balance:	(L) 1,498,102.93	1,498,102.93	End: 1,349,643.57

Monthly Statement Summary

Source Code	Description	MTDAmount	YTDAmount
6116421001	Superstition Fire & Medical District	Beginning Balance: 2,323,605.84	1,453,650.24
11100.2007	2007 Real Estate Taxes	.00	1.70
11100.2008	2008 Real Estate Taxes	.00	1.48
11100.2009	2009 Real Estate Taxes	.00	1.51
11100.2010	2010 Real Estate Taxes	.00	1.77
11100.2011	2011 Real Estate Taxes	.00	1,066.67
11100.2012	2012 Real Estate Taxes	.00	42.65
11100.2013	2013 Real Estate Taxes	.00	2.37
11100.2014	2014 Real Estate Taxes	.00	(264.83)
11100.2015	2015 Real Estate Taxes	(138.01)	170,692.72
11100.2016	2016 Real Estate Taxes	56,635.46	10,404,065.48
12100.2006	2006 Personal Property Taxes	6.65	6.65
12100.2007	2007 Personal Property Taxes	.00	75.19
12100.2009	2009 Personal Property Taxes	.00	39.89
12100.2010	2010 Personal Property Taxes	.00	110.80
12100.2011	2011 Personal Property Taxes	23.22	381.39
12100.2012	2012 Personal Property Taxes	2,130.03	5,246.60
12100.2013	2013 Personal Property Taxes	83.71	2,410.56
12100.2014	2014 Personal Property Taxes	460.75	5,443.50
12100.2015	2015 Personal Property Taxes	959.43	19,690.00
12100.2016	2016 Personal Property Taxes	9,326.91	856,705.20
14100.0	Salt River Contribution	.00	360,633.52
15130.0	Contributions Fire Assistance	.00	400,000.00
15150.0	Maricopa County Tax Collection	1,265.50	17,814.90
21100.41	Wells Fargo Repo Investment Interest	371.68	1,669.02
21100.43	Wells Fargo Trust Investment Interest	26.57	126.10
21100.46	Wells Fargo Investment Investment Interest	684.22	6,487.69
21100.70	Vining Sparks Investment Interest	1,197.52	4,956.58
21100.80	Stifel Nicolaus & Company Investment Interest	.00	1,467.57
21100.99	SCV UHS Refunding Bond Investment Interest	.00	9.72
73160.0	Deposits	94,971.94	784,790.36
73750.0	Revenue Transfer	150,000.00	351,763.35
76100.0	Line of Credit Advance	.00	654,811.38
90400.0	Refund Interest	(14.70)	(74.34)
90930.0	Warrants Redeemed	(379,772.43)	(5,443,688.25)
91010.0	Line of Credit Payments	.00	(654,811.38)
91020.0	Line of Credit Interest Payment	.00	(551.51)
91220.0	Disbursed by County Treasurer	(763,671.36)	(7,905,998.32)
91280.0	Outgoing Wire Fee	(40.00)	(540.00)

(C) \$56,497.45

(D) \$12,990.70

(E)

(B)

\$2,279.99

(F)

(G)

(K) < \$14.70

(H)

(J) \$500



Pinal County Treasurer

Monthly Statement

Date Range: 6/1/2017 to 6/30/2017

91290.0 Outgoing Wire Surcharge (10.00) (135.00)
Ending Balance: 1,498,102.93 1,498,102.93

Monthly Statement Detail

Date	Notes	Doc #	Amount	C/D
6116421001 Superstition Fire & Medical District			Beginning Balance: 2,323,605.84	
11100.2015 2015 Real Estate Taxes			Source Code Total: (138.01) <i>+307.67</i>	
06/02	Tax Distribution	0	(307.67)	C
06/06	Tax Distribution	0	159.50	C
06/16	Tax Distribution	0	10.16	C
11100.2016 2016 Real Estate Taxes			Source Code Total: 56,635.46	
06/01	Tax Distribution	0	3,636.79	C
06/01	Tax Distribution	0	1,764.92	C
06/02	Tax Distribution	0	230.82	C
06/02	Tax Distribution	0	1,559.21	C
06/02	Tax Distribution	0	303.73	C
06/05	Tax Distribution	0	117.56	C
06/05	Tax Distribution	0	4,123.15	C
06/05	Tax Distribution	0	1,823.82	C
06/06	Tax Distribution	0	1,051.44	C
06/06	Tax Distribution	0	1,336.88	C
06/06	Tax Distribution	0	131.29	C
06/06	Tax Distribution	0	6.30	C
06/07	Tax Distribution	0	455.22	C
06/07	Tax Distribution	0	74.30	C
06/07	Tax Distribution	0	305.97	C
06/07	Tax Distribution	0	159.65	C
06/08	Tax Distribution	0	290.70	C
06/08	Tax Distribution	0	515.69	C
06/08	Tax Distribution	0	243.96	C
06/09	Tax Distribution	0	797.81	C
06/09	Tax Distribution	0	443.65	C
06/09	Tax Distribution	0	209.65	C
06/09	Tax Distribution	0	187.23	C
06/12	Tax Distribution	0	2,120.95	C
06/12	Tax Distribution	0	800.24	C
06/13	Tax Distribution	0	5,536.43	C
06/14	Tax Distribution	0	103.51	C
06/14	Tax Distribution	0	10.98	C
06/14	Tax Distribution	0	349.77	C
06/15	Tax Distribution	0	649.42	C
06/15	Tax Distribution	0	557.62	C
06/16	Tax Distribution	0	134.73	C
06/16	Tax Distribution	0	114.38	C
06/16	Tax Distribution	0	245.32	C
06/19	Tax Distribution	0	315.17	C
06/19	Tax Distribution	0	7,063.15	C
06/19	Tax Distribution	0	42.38	C
06/19	Tax Distribution	0	200.37	C
06/20	Tax Distribution	0	1,391.60	C
06/20	Tax Distribution	0	149.77	C
06/21	Tax Distribution	0	2,465.91	C
06/21	Tax Distribution	0	103.98	C
06/21	Tax Distribution	0	154.12	C
06/21	Tax Distribution	0	1.39	C
06/22	Tax Distribution	0	722.94	C
06/22	Tax Distribution	0	135.11	C

+307.67
\$169.66



Pinal County Treasurer

Monthly Statement

Date Range: 6/1/2017 to 6/30/2017

06/23	Tax Distribution	0	96.55	C
06/23	Tax Distribution	0	239.74	C
06/23	Tax Distribution	0	237.76	C
06/26	Tax Distribution	0	5,186.54	C
06/26	Tax Distribution	0	98.35	C
06/28	Tax Distribution	0	628.11	C
06/28	Tax Distribution	0	90.95	C
06/28	Tax Distribution	0	946.92	C
06/29	Tax Distribution	0	747.33	C
06/29	Tax Distribution	0	2,979.43	C
06/30	Tax Distribution	0	1,270.11	C
06/30	Tax Distribution	0	974.69	C
12100.2006 2006 Personal Property Taxes			Source Code Total: 6.65	
06/27	Tax Distribution	0	6.65	C
12100.2011 2011 Personal Property Taxes			Source Code Total: 23.22	
06/07	Tax Distribution	0	4.53	C
06/19	Tax Distribution	0	3.60	C
06/26	Tax Distribution	0	15.09	C
12100.2012 2012 Personal Property Taxes			Source Code Total: 2,130.03	
06/05	Tax Distribution	0	2,000.58	C
06/07	Tax Distribution	0	11.42	C
06/19	Tax Distribution	0	17.45	C
06/21	Tax Distribution	0	87.03	C
06/26	Tax Distribution	0	13.55	C
12100.2013 2013 Personal Property Taxes			Source Code Total: 83.71	
06/01	Tax Distribution	0	9.43	C
06/14	Tax Distribution	0	7.83	C
06/15	Tax Distribution	0	3.19	C
06/16	Tax Distribution	0	37.18	C
06/19	Tax Distribution	0	4.26	C
06/21	Tax Distribution	0	6.12	C
06/26	Tax Distribution	0	15.70	C
12100.2014 2014 Personal Property Taxes			Source Code Total: 460.75	
06/06	Tax Distribution	0	19.25	C
06/09	Tax Distribution	0	72.97	C
06/14	Tax Distribution	0	110.57	C
06/19	Tax Distribution	0	190.07	C
06/21	Tax Distribution	0	6.49	C
06/26	Tax Distribution	0	16.95	C
06/26	Tax Distribution	0	9.61	C
06/28	Tax Distribution	0	34.84	C
12100.2015 2015 Personal Property Taxes			Source Code Total: 959.43	
06/05	Tax Distribution	0	183.88	C
06/06	Tax Distribution	0	7.04	C
06/06	Tax Distribution	0	11.34	C
06/07	Tax Distribution	0	14.93	C
06/07	Tax Distribution	0	9.60	C
06/09	Tax Distribution	0	71.74	C
06/14	Tax Distribution	0	85.31	C
06/16	Tax Distribution	0	39.98	C
06/16	Tax Distribution	0	46.50	C
06/16	Tax Distribution	0	15.70	C
06/19	Tax Distribution	0	187.21	C
06/19	Tax Distribution	0	25.09	C
06/23	Tax Distribution	0	72.95	C
06/23	Tax Distribution	0	8.40	C
06/23	Tax Distribution	0	44.32	C



Pinal County Treasurer

Monthly Statement

Date Range: 6/1/2017 to 6/30/2017

06/26	Tax Distribution	0	14.25	C
06/26	Tax Distribution	0	16.95	C
06/28	Tax Distribution	0	23.80	C
06/28	Tax Distribution	0	61.91	C
06/30	Tax Distribution	0	18.53	C
12100.2016 2016 Personal Property Taxes			Source Code Total: 9,326.91	
06/01	Tax Distribution	0	1,069.60	C
06/01	Tax Distribution	0	37.28	C
06/02	Tax Distribution	0	318.40	C
06/02	Tax Distribution	0	124.90	C
06/02	Tax Distribution	0	235.01	C
06/05	Tax Distribution	0	14.34	C
06/05	Tax Distribution	0	1,129.21	C
06/05	Tax Distribution	0	71.86	C
06/06	Tax Distribution	0	255.44	C
06/06	Tax Distribution	0	560.13	C
06/06	Tax Distribution	0	89.15	C
06/06	Tax Distribution	0	142.39	C
06/07	Tax Distribution	0	69.35	C
06/07	Tax Distribution	0	75.03	C
06/07	Tax Distribution	0	17.45	C
06/07	Tax Distribution	0	26.45	C
06/08	Tax Distribution	0	302.09	C
06/09	Tax Distribution	0	234.48	C
06/09	Tax Distribution	0	31.06	C
06/12	Tax Distribution	0	42.39	C
06/12	Tax Distribution	0	29.11	C
06/12	Tax Distribution	0	120.24	C
06/13	Tax Distribution	0	46.57	C
06/13	Tax Distribution	0	1,036.02	C
06/14	Tax Distribution	0	146.62	C
06/14	Tax Distribution	0	144.40	C
06/15	Tax Distribution	0	22.56	C
06/15	Tax Distribution	0	91.05	C
06/16	Tax Distribution	0	229.69	C
06/16	Tax Distribution	0	52.71	C
06/16	Tax Distribution	0	247.13	C
06/19	Tax Distribution	0	201.34	C
06/19	Tax Distribution	0	79.99	C
06/19	Tax Distribution	0	254.34	C
06/20	Tax Distribution	0	10.03	C
06/21	Tax Distribution	0	383.50	C
06/21	Tax Distribution	0	4.45	C
06/21	Tax Distribution	0	47.07	C
06/22	Tax Distribution	0	145.11	C
06/23	Tax Distribution	0	92.89	C
06/23	Tax Distribution	0	148.18	C
06/26	Tax Distribution	0	72.01	C
06/26	Tax Distribution	0	125.00	C
06/26	Tax Distribution	0	66.79	C
06/27	Tax Distribution	0	48.69	C
06/27	Tax Distribution	0	8.74	C
06/28	Tax Distribution	0	51.72	C
06/28	Tax Distribution	0	358.65	C
06/29	Tax Distribution	0	36.11	C
06/30	Tax Distribution	0	50.14	C
06/30	Tax Distribution	0	130.05	C



Pinal County Treasurer

Monthly Statement

Date Range: 6/1/2017 to 6/30/2017

15150.0 Maricopa County Tax Collection				Source Code Total: 1,265.50
06/15	Superstition Fire Proceeds from Maricopa Co Wired	0	1,265.50	C
21100.41 Wells Fargo Repo Investment Interest				Source Code Total: 371.68
06/01	Investment Interest	0	371.68	C
21100.43 Wells Fargo Trust Investment Interest				Source Code Total: 26.57
06/05	Investment Interest	0	26.57	C
21100.46 Wells Fargo Investment Investment Interest				Source Code Total: 684.22
06/01	Investment Interest	0	404.51	C
06/05	Investment Interest	0	88.29	C
06/12	Investment Interest	0	15.74	C
06/30	Investment Interest	0	175.68	C
21100.70 Vining Sparks Investment Interest				Source Code Total: 1,197.52
06/08	Investment Interest	0	170.63	C
06/20	Investment Interest	0	190.13	C
06/22	Investment Interest	0	435.50	C
06/26	Investment Interest	0	180.72	C
06/27	Investment Interest	0	220.54	C
73160.0 Deposits				Source Code Total: 94,971.94
06/07	100.10.56600.12 McNeil&Co/inv 4118/ck 72965	0	4,336.50	C ✓
06/07	100.10.42700.50 IronwoodAssistLiving/4113/CASH A	0	50.00	C ✓
06/07	100.10.42700.50 AutomaticGate/inv 4102/ck 58300	0	125.00	C ✓
06/07	100.10.45900.10 ConstanceWilson/inv 4100/CASH B	0	10.00	C ✓
06/07	100.10.45900.10 ChapterES/inv 4114/ck 1383	0	40.00	C ✓
06/07	100.10.42600.15 AmericanRetrieval/inv 4101/258235	0	20.00	C ✓
06/07	100.10.43500.41 P Gomez/inv 4115/ck 1278	0	42.00	C ✓
06/07	100.10.53965.10 PSPRS/inv 4063/ck 206189	0	556.26	C ✓
06/07	100.10.53965.10 J Kevin/inv 4105/ck 629003209	0	756.45	C ✓
06/12	100.10.42600.15 LexisNexis/inv 4119/ck 649763892	0	20.00	C ✓
06/12	100.10.42700.50 CST Arizona/inv 4120/ck 60427894	0	50.00	C ✓
06/12	100.10.53965.10 J Hafer/inv 4107/ck 5312	0	185.53	C ✓
06/12	100.10.53965.10 P Gallagher/inv 4104/ck 1946	0	238.02	C ✓
06/12	100.10.43300.50 CITOAJ/inv 451,159/ck 140485	0	89.63	C ✓
06/12	100.10.43200.20 FLOFD/inv 4085,4086/ck 106669	0	1,112.96	C ✓
06/12	100.10.42200.41 AntennaSites/inv 4123/ck 19066	0	632.54	C ✓
06/12	100.10.53860.10 Benchmark/inv 4124/ck 18415	0	8,538.00	C ✓
06/12	100.10.43100.12 ARISLD/inv 4111,4112/ck 8307353	0	35,060.68	C ✓
06/15	WIRED MONEY TO GENERAL FUND	0	20.00	C ✓
06/19	100.10.53965.10 D Montgomery/inv 4106/ck 7636	0	592.26	C ✓
06/19	100.10.43100.12 ARISLD/inv 4121/ck 8320573	0	711.80	C ✓
06/19	100.10.43100.12 ARISLD/inv 4131/ck 8317795	0	3,209.49	C ✓
06/19	100.10.46700.10 CITOM/inv 4127/ck 987087	0	9,229.57	C ✓
06/30	100.30.59080.15 CITOM/inv 4110/ck 988749	0	630.00	C ✓
06/30	100.10.46700.10 CITOM/inv 4147/ck 988373	0	4,612.28	C ✓
06/30	100.10.43100.12 ARISLD/inv 4122/ck 8334792	0	7,979.73	C ✓
06/30	100.10.43100.12 ARISLD/inv 4144/ck 8337659	0	4,846.01	C ✓
06/30	100.10.64020.12 SouthCom/inv 4145/ck b052132	0	461.00	C ✓
06/30	100.10.45900.10 Citizen/inv 4134/CASH A	0	12.00	C ✓
06/30	100.10.43500.41 R Rodriguez/inv 4140/CASH B	0	21.00	C ✓
06/30	100.10.43500.41 D Farber/inv 4126/CASH C	0	36.00	C ✓
06/30	100.10.42600.15 WesternStsInv/inv 4132/ck 2216	0	20.00	C ✓
06/30	100.10.45900.10 AAM/inv 4133/ ck 1042	0	30.00	C ✓
06/30	100.10.42700.50 L Cole / inv 4138 / ck 1015	0	150.00	C ✓
06/30	100.10.42700.50 J Elliott / inv 4137 / ck 414	0	50.00	C ✓
06/30	100.10.42700.50 Pathway Christian/inv 4146/ck 1195	0	50.00	C ✓
06/30	100.10.42700.50 Dog Run/inv 4136/ck 2113	0	50.00	C ✓
06/30	100.10.53965.10 ASRS/inv 4108/ck 65386	0	135.00	C ✓
06/30	100.10.43200.20 FLOFD/inv 4116/ck 106812	0	336.97	C ✓



Pinal County Treasurer

Monthly Statement

Date Range: 6/1/2017 to 6/30/2017

06/30	100.10.43200.20 FLOFD/inv 4103/ck 106753	0	9,925.26	C
73750.0 Revenue Transfer			Source Code Total: 150,000.00	
06/29	Transfere from the 150 Transport Fund	0	150,000.00	C
90400.0 Refund Interest			Source Code Total: (14.70)	
06/02	149046 104-71-02502 2015 Adjustment/Corr Refund	149046	(13.49)	D
06/02	149046 104-71-02502 2016 Adjustment/Corr Refund	149046	(1.21)	D
90930.0 Warrants Redeemed			Source Code Total: (379,772.43) (M)	
06/01	Paid Warrants	0	(15,286.25)	D
06/02	Paid Warrants	0	(5,905.57)	D
06/05	Paid Warrants	0	(228.21)	D
06/06	Paid Warrants	0	(5,753.97)	D
06/07	Paid Warrants	0	(73,516.17)	D
06/08	Paid Warrants	0	(19,526.21)	D
06/12	Paid Warrants	0	(6,756.69)	D
06/13	Paid Warrants	0	(81,511.70)	D
06/14	Paid Warrants	0	(6,700.15)	D
06/15	Paid Warrants	0	(7,146.82)	D
06/16	Paid Warrants	0	(20.00)	D
06/19	Paid Warrants	0	(1,317.01)	D
06/20	Paid Warrants	0	(7,897.78)	D
06/21	Paid Warrants	0	(98,503.81)	D
06/22	Paid Warrants	0	(17,624.91)	D
06/23	Paid Warrants	0	(1,964.55)	D
06/26	Paid Warrants	0	(264.79)	D
06/27	Paid Warrants	0	(5,284.73)	D
06/28	Paid Warrants	0	(10,391.98)	D
06/29	Paid Warrants	0	(3,688.12)	D
06/30	Paid Warrants	0	(10,483.01)	D
91220.0 Disbursed by County Treasurer			Source Code Total: (763,671.36)	
06/14	Fire Employees Payroll Direct Deposit	0	(344,891.52)	D
06/14	Fire District Fed & State P/R Taxes	0	(81,788.15)	D
06/14	Fire District 457, union dues, pac	0	(32,657.70)	D
06/28	Fire Employees Payroll Direct Deposit	0	(220,058.84)	D
06/28	Fire District Federal & State P/R Taxes	0	(52,909.33)	D
06/28	Fire District 457, union dues, pac	0	(31,365.82)	D
91280.0 Outgoing Wire Fee			Source Code Total: (40.00)	
06/14	Wire Transfer Chg P/R	0	(20.00)	D
06/28	Wire Trasnfer Chg P/R	0	(20.00)	D
91290.0 Outgoing Wire Surcharge			Source Code Total: (10.00)	
06/14	Wire Transfer Chg P/R	0	(5.00)	D
06/28	Wire Trasnfer Chg P/R	0	(5.00)	D
6116421001 Superstition Fire & Medical District			Ending Balance: 1,498,102.93	

Warrant Detail

Payee Name	Warrant	Amount	Issue Dt	Status Dt	Voucher
6116421001 Superstition Fire & Medical District					Account Total: 542,514.22
Fund: 1102					Fund Total: 255,705.81
Status: OUTS					Status Total: 53,194.43 (M)
APACHE JUNCTION UNIFIED	1102026401	2,562.30	05/17/17	05/18/17	
APACHE JUNCTION UNIFIED	1102026499	3,096.70	06/14/17	06/14/17	
AFLAC	1102026519	8,162.13	06/21/17	06/21/17	
APACHE JUNCTION UNIFIED	1102026520	2,527.83	06/21/17	06/21/17	
PROPHET NETWORK INTEGRATION,IN	1102026536	3,630.04	06/21/17	06/21/17	
AA COOLING AND HEATING LLC	1102026539	783.30	06/29/17	06/29/17	
WATER UTILITIES COMM FD DBA	1102026540	44.50	06/29/17	06/29/17	
APACHE TRAIL AUTO SUPPLY, LLC	1102026541	232.96	06/29/17	06/29/17	
ARIZONA WATER COMPANY, INC.	1102026542	322.23	06/29/17	06/29/17	



Monthly Statement

Date Range: 6/1/2017 to 6/30/2017


BEST HARDWARE	1102026543	16.52	06/29/17	06/29/17
BIG BOYZ TOWING, LLC	1102026544	235.50	06/29/17	06/29/17
BUD'S BULK ICE SERVICE, INC	1102026545	464.22	06/29/17	06/29/17
CHASE MASTER CARD	1102026546	296.20	06/29/17	06/29/17
CITY OF MESA	1102026547	15,560.85	06/29/17	06/29/17
ECMS, INC.	1102026548	621.49	06/29/17	06/29/17
FLEETPRIDE, INC	1102026549	45.72	06/29/17	06/29/17
FREIGHTLINER OF ARIZONA, LLC	1102026550	310.80	06/29/17	06/29/17
ST HELEN AUTO & HARDWARE, INC.	1102026551	109.74	06/29/17	06/29/17
WEX BANK DBA	1102026552	1,132.95	06/29/17	06/29/17
HP INC	1102026553	932.86	06/29/17	06/29/17
LANDS'END, INC	1102026554	36.96	06/29/17	06/29/17
L.N. CURTIS & SONS	1102026555	232.30	06/29/17	06/29/17
MAGIC PEST CONTROL	1102026556	596.08	06/29/17	06/29/17
THRASH & DANGLE ENTERPRISES	1102026557	64.00	06/29/17	06/29/17
PITNEY BOWES	1102026558	93.26	06/29/17	06/29/17
REDBURN TIRE COMPANY, INC.	1102026559	1,483.19	06/29/17	06/29/17
TIGER MECHANICAL SERVICES LLC	1102026560	600.01	06/29/17	06/29/17
MATLICK ENTERPRISES INC DBA	1102026561	500.94	06/29/17	06/29/17
UNIFIRST CORPORATION	1102026562	1,230.62	06/29/17	06/29/17
WELLS FARGO BARNK, N.A.	1102026563	476.73	06/29/17	06/29/17
POWER ACQUISITION, LLC.	1102026564	54.30	06/29/17	06/29/17
AZ DEPT OF REVENUE-SALES TAX	1102026565	11.57	06/29/17	06/29/17
EAST PENN MANUFACTURING CO, IN	1102026566	125.98	06/29/17	06/29/17
COOKSON DOOR SALES OF AZ, INC	1102026567	157.30	06/30/17	06/30/17
HUGHES FIRE EQUIPMENT, INC.	1102026568	86.23	06/30/17	06/30/17
SALT RIVER PROJECT	1102026569	6,279.49	06/30/17	06/30/17
POWER ACQUISITION, LLC.	1102026570	76.63	06/30/17	06/30/17

(T)

Status Total: 188,228.95

Status: PAID				
ERIC T. ELLSWORTH	1102026178	20.00	03/08/17	06/16/17
WATER UTILITIES COMM FD DBA	1102026439	41.56	05/24/17	06/02/17
ARIZONA WATER COMPANY, INC.	1102026440	493.05	05/24/17	06/02/17
AHS RESCUE LLC	1102026441	3,431.90	05/24/17	06/01/17
COSTCO WHOLESALE CORPORATION	1102026442	65.16	05/24/17	06/05/17
FRONTIER SHOP SUPPLIES, INC	1102026443	1,220.27	05/24/17	06/01/17
LIBERTY WATER COMPANY, INC.	1102026444	63.87	05/24/17	06/05/17
LIBERTY WATER COMPANY, INC.	1102026445	99.18	05/24/17	06/05/17
L.N. CURTIS & SONS	1102026446	5,108.56	05/24/17	06/02/17
RV STRIPES & GRAPHICS, INC.	1102026449	73.47	05/24/17	06/06/17
PINNACLE PEAK HOLDING CORP	1102026450	762.63	05/24/17	06/01/17
MATLICK ENTERPRISES INC DBA	1102026451	9,871.45	05/24/17	06/01/17
ARIZONA WATER COMPANY, INC.	1102026457	190.37	05/31/17	06/08/17
AHS RESCUE LLC	1102026458	1,397.97	05/31/17	06/08/17
MIKE FARBER	1102026459	1,344.00	05/31/17	06/06/17
TINA GEROLA	1102026460	262.40	05/31/17	06/02/17
LANDS'END, INC	1102026461	57.95	05/31/17	06/07/17
BRIAN A WHITE	1102026462	229.80	05/31/17	06/07/17
GRAFFA BROTHERS AND SONS	1102026463	4,336.50	05/31/17	06/06/17
AA COOLING AND HEATING LLC	1102026464	943.31	06/06/17	06/14/17
AETNA BEHAVIORAL HEALTH, LLC	1102026465	791.04	06/06/17	06/15/17
AMERICAN EXPRESS CORPORATE	1102026466	88.32	06/06/17	06/13/17
APACHE TRAIL AUTO SUPPLY, LLC	1102026467	520.97	06/06/17	06/14/17
AZ DEPT OF REVENUE-SALES TAX	1102026468	416.93	06/06/17	06/13/17
ARIZONAWATERCONDITIONING DBA	1102026469	405.83	06/06/17	06/15/17
BEST HARDWARE	1102026470	10.84	06/06/17	06/19/17
BUD'S BULK ICE SERVICE, INC	1102026471	316.30	06/06/17	06/19/17
EMPLOYERS DENTAL SERVICES, INC	1102026472	5,243.75	06/06/17	06/13/17
EMPIRE SOUTHWEST, LLC	1102026473	196.38	06/06/17	06/13/17
FIRST CHOICE AUTO GLASS, INC.	1102026474	2,918.40	06/06/17	06/21/17
FLEETPRIDE, INC	1102026475	64.75	06/06/17	06/13/17
CSC ELECTRICAL CONTRACTOR, LLC	1102026476	980.00	06/06/17	06/20/17
FREIGHTLINER OF ARIZONA, LLC	1102026477	50.10	06/06/17	06/14/17

(R)



Pinal County Treasurer

Monthly Statement

Date Range: 6/1/2017 to 6/30/2017

ST HELEN AUTO & HARDWARE, INC.	1102026478	67.28	06/06/17	06/15/17
WEX BANK DBA	1102026479	1,642.91	06/06/17	06/14/17
ROBERT HORNE FORD	1102026480	815.07	06/06/17	06/15/17
HUGHES FIRE EQUIPMENT, INC.	1102026481	267.39	06/06/17	06/14/17
MEDIACOM	1102026482	5,691.84	06/06/17	06/13/17
MEDIACOM	1102026483	320.75	06/06/17	06/13/17
MESA DISCOUNT, INC	1102026484	1,133.21	06/06/17	06/14/17
HFSC - GARY KEITH (NFPA)	1102026485	1,345.50	06/06/17	06/14/17
REDBURN TIRE COMPANY, INC.	1102026486	675.59	06/06/17	06/14/17
SALT RIVER PROJECT	1102026487	5,006.69	06/06/17	06/12/17
SIDNEY LEX FELKER, P.C.	1102026488	5,067.60	06/06/17	06/15/17
SOLVENT RECY-CLEAN, INC	1102026489	75.34	06/06/17	06/13/17
SOUTHWEST GAS CORPORATION	1102026490	132.47	06/06/17	06/13/17
STANDARD INSURANCE COMPANY	1102026491	4,256.19	06/06/17	06/20/17
SUPERSTITION MOUNTAINS CFD #1	1102026492	121.17	06/06/17	06/14/17
THOMAS PIPE & SUPPLY, LLC	1102026493	74.94	06/06/17	06/13/17
UNIFIRST CORPORATION	1102026494	1,230.39	06/06/17	06/13/17
UNITED HEALTHCARE INSURANCE CO	1102026495	67,975.84	06/06/17	06/13/17
VISION SERVICE PLAN	1102026496	817.67	06/06/17	06/19/17
AA COOLING AND HEATING LLC	1102026497	754.95	06/14/17	06/23/17
ALLIED WASTE TRANS, INC.	1102026498	393.47	06/14/17	06/22/17
AHS RESCUE LLC	1102026500	114.03	06/14/17	06/23/17
ARIZONA FORESTRY DIVISION	1102026501	2,243.80	06/14/17	06/27/17
ARIZONA POLICE PSYCHOLOGY PLLC	1102026502	750.00	06/14/17	06/22/17
BUD'S BULK ICE SERVICE, INC	1102026503	135.75	06/14/17	06/27/17
CHASE MASTER CARD	1102026504	615.60	06/14/17	06/21/17
CITY OF APACHE JUNCTION	1102026505	4,321.49	06/14/17	06/21/17
JEFF CRANMER	1102026506	262.40	06/14/17	06/20/17
FLEETPRIDE, INC	1102026507	602.91	06/14/17	06/22/17
HEALTH EQUITY, INC	1102026508	283.45	06/14/17	06/22/17
LORI ANN HLAVIN	1102026509	172.20	06/14/17	06/19/17
CENTURYLINK	1102026511	1,429.52	06/14/17	06/29/17
REDBURN TIRE COMPANY, INC.	1102026512	3,793.41	06/14/17	06/22/17
SHRED-IT USA LLC	1102026513	83.11	06/14/17	06/21/17
SUPERSTITION SAFETY SERV, LLC	1102026514	89.77	06/14/17	06/26/17
TOSHIBA BUSINESS SOLUTIONS, INC	1102026515	1,468.81	06/14/17	06/27/17
MATLICK ENTERPRISES INC DBA	1102026516	6,139.08	06/14/17	06/21/17
VERIZON WIRELESS SERVICES LLC	1102026517	1,095.57	06/14/17	06/23/17
AA COOLING AND HEATING LLC	1102026518	116.64	06/21/17	06/29/17
WATER UTILITIES COMM FD DBA	1102026521	153.35	06/21/17	06/29/17
APACHE TRAIL AUTO SUPPLY, LLC	1102026522	432.78	06/21/17	06/29/17
ARIZONA WATER COMPANY, INC.	1102026523	779.88	06/21/17	06/29/17
CITY OF MESA	1102026524	10,422.16	06/21/17	06/30/17
EAST PENN MANUFACTURING CO, IN	1102026525	1,080.37	06/21/17	06/27/17
FLEETPRIDE, INC	1102026526	29.89	06/21/17	06/28/17
FRONTIER SHOP SUPPLIES, INC	1102026527	65.86	06/21/17	06/29/17
LIBERTY WATER COMPANY, INC.	1102026528	176.73	06/21/17	06/28/17
ROBERT HORNE FORD	1102026529	60.85	06/21/17	06/30/17
HUGHES FIRE EQUIPMENT, INC.	1102026530	1,070.17	06/21/17	06/28/17
L.N. CURTIS & SONS	1102026531	458.85	06/21/17	06/29/17
PHOENIX TECHNOLOGY SOLUTIONS	1102026532	132.00	06/21/17	06/28/17
REDBURN TIRE COMPANY, INC.	1102026533	1,483.19	06/21/17	06/28/17
GARY A. SMITH, MD, PLLC	1102026534	7,500.00	06/21/17	06/28/17
STANTEC CONSULTING SERV, INC.	1102026535	356.00	06/21/17	06/27/17
GINCO PLUMBING LLC	1102026537	251.24	06/21/17	06/29/17
ADAM RODRIGUEZ	1102026538	175.02	06/21/17	06/26/17
Status: VOID				Status Total: 14,282.43
DIGITAL COMBUSTION, INC.	1102026236	895.00	03/22/17	06/29/17
EMPLOYERS DENTAL SERVICES, INC	1102026282	5,190.65	04/05/17	06/29/17
APACHE JUNCTION UNIFIED	1102026296	2,527.83	04/12/17	06/21/17
PROPHET NETWORK INTEGRATION, IN	1102026447	2,038.91	05/24/17	06/14/17
PROPHET NETWORK INTEGRATION, IN	1102026510	3,630.04	06/14/17	06/21/17



Monthly Statement

Date Range: 6/1/2017 to 6/30/2017

Fund: 1103		Fund Total: 286,808.41	
Status: OUTS		Status Total: 95,264.93 (N)	
CHARITY RELIEF FUND EV FIREFIGHTER	1103017637	124.00	03/24/17 03/23/17
CHARITIES FUND EV FIREFIGHTERS	1103017638	107.50	03/24/17 03/23/17
CHARITY RELIEF FUND EV FIREFIGHTER	1103017647	124.00	04/07/17 04/05/17
CHARITIES FUND EV FIREFIGHTERS	1103017648	107.50	04/07/17 04/05/17
CHARITY RELIEF FUND EV FIREFIGHTER	1103017664	124.00	05/05/17 05/03/17
CHARITIES FUND EV FIREFIGHTERS	1103017665	107.50	05/05/17 05/03/17
CHARITY RELIEF FUND EV FIREFIGHTER	1103017671	124.00	05/05/17 05/18/17
CHARITIES FUND EV FIREFIGHTERS	1103017672	107.50	05/05/17 05/18/17
CHARITY RELIEF FUND EV FIREFIGHTER	1103017678	124.00	06/02/17 05/31/17
CHARITIES FUND EV FIREFIGHTERS	1103017679	107.50	06/02/17 05/31/17
JOSE SEPULVEDA	1103017680	770.11	06/13/17 06/14/17
CHARITY RELIEF FUND EV FIREFIGHTER	1103017687	124.00	06/16/17 06/14/17
CHARITIES FUND EV FIREFIGHTERS	1103017688	107.50	06/16/17 06/14/17
RETIREMENT SYSTEM, ARIZONA STATE	1103017689	8,674.32	06/30/17 06/28/17
AZ FF RETIREE HEALTH TRUST FUND	1103017690	1,725.00	06/30/17 06/28/17
EQUITY, HEALTH	1103017691	7,244.93	06/30/17 06/28/17
PUBLIC SAFETY PERSONNEL RETIREMENT	1103017692	73,117.65	06/30/17 06/28/17
SUPPORT PAYMENT CLEARINGHOUSE	1103017693	2,112.42	06/30/17 06/28/17
CHARITY RELIEF FUND EV FIREFIGHTER	1103017694	124.00	06/30/17 06/28/17
CHARITIES FUND EV FIREFIGHTERS	1103017695	107.50	06/30/17 06/28/17
Status: PAID		Status Total: 191,543.48	
RETIREMENT SYSTEM, ARIZONA STATE	1103017673	8,434.64	06/02/17 06/08/17
AZ FF RETIREE HEALTH TRUST FUND	1103017674	1,750.00	06/02/17 06/12/17
EQUITY, HEALTH	1103017675	7,390.81	06/02/17 06/08/17
PUBLIC SAFETY PERSONNEL RETIREMENT	1103017676	73,228.62	06/02/17 06/07/17
SUPPORT PAYMENT CLEARINGHOUSE	1103017677	2,112.42	06/02/17 06/08/17
GEORGE NASELLO	1103017681	2,399.19	06/13/17 06/20/17
RETIREMENT SYSTEM, ARIZONA STATE	1103017682	8,361.38	06/16/17 06/21/17
AZ FF RETIREE HEALTH TRUST FUND	1103017683	1,750.00	06/16/17 06/21/17
EQUITY, HEALTH	1103017684	9,689.25	06/16/17 06/22/17
PUBLIC SAFETY PERSONNEL RETIREMENT	1103017685	74,314.75	06/16/17 06/21/17
SUPPORT PAYMENT CLEARINGHOUSE	1103017686	2,112.42	06/16/17 06/22/17
	Count	Amount	
Total OUTS:	57	148,459.36	
Total PAID:	100	379,772.43	
Total VOID:	5	14,282.43	

CONTROL # 303453

PINAL COUNTY TREASURER RECEIPT

RECEIPT #

303453

E-MAIL RECEIPT

Depositor Name: Pinal County Treasurer for Superstition Fire & Med

DATE: 6/15/2017

Depositor Location: 565 N Idaho Rd., Apache Junction, AZ 85119

Florence, AZ

COST CENTER	FINANCE CODES			TREASURER CODES			DESCRIPTION (LIMIT OF 50 CHARACTERS PER LINE)	
	OBJECT	SUBSIDIARY	SUBLEDGER	SUB TYPE	GL ACCOUNT	SOURCE		AMOUNT
					6-11642-1001	15150	1,265.50 (E)	Superstition Fire Proceeds from Maricopa Co Wired: 6/15/17
Total Deposit					\$1,265.50			

Cash:	\$0.00
Checks:	\$0.00
Direct Deposit:	\$1,265.50
Credit Card:	\$0.00
TOTAL DEPOSIT:	\$1,265.50

Department Signature: _____ Date: 6/15/17

Treasurer Signature: _____ Date: 6/15/17

DEPARTMENT

Maricopa CO AJ Wire Rec

CASH RECEIPTS

June 2017 M & O DEPOSITS

Date	Control #	Amount	Account #	Description		
6/7/2017	289269	50.00	100.10.42700.50	IronwoodAssistLiving/4113/CASH A	✓	X
		125.00	100.10.42700.50	AutomaticGate/inv 4102/ck 58300	✓	X
		10.00	100.10.45900.10	ConstanceWilson/inv 4100/CASH B	✓	X
		40.00	100.10.45900.10	ChapterES/inv 4114/ck 1383	✓	X
		20.00	100.10.42600.15	AmericanRetrieval/inv 4101/258235	✓	X
		42.00	100.10.43500.41	P Gomez/inv 4115/ck 1278	✓	X
		556.28	100.10.53965.10	PSPRS/inv 4063/ck 206189	✓	X
		756.45	100.10.53965.10	J Kevin/inv 4105/ck 629003209	✓	X
		1,599.71				
6/7/2017	289270	4,336.50	100.10.56800.12	McNeil&Co/inv 4118/ck 72965	✓	X
		4,336.50				
6/12/2017	289271	20.00	100.10.42600.15	LexisNexis/inv 4119/ck 649763892	✓	X
		50.00	100.10.42700.50	CST Arizona/inv 4120/ck 60427894	✓	X
		185.53	100.10.53965.10	J Hafer/inv 4107/ck 5312	✓	X
		238.02	100.10.53965.10	P Gallagher/inv 4104/ck 1946	✓	X
		89.63	100.10.43300.50	CITOA/inv 451,159/ck 140485	✓	X
		1,112.96	100.10.43200.20	FLOFD/inv 4085,4086/ck 106669	✓	X
		632.54	100.10.42200.41	AntennaSites/inv 4123/ck 19066	✓	X
		8,538.00	100.10.53860.10	Benchmark/inv 4124/ck 18415	✓	X
		35,060.68	100.10.43100.12	ARISLD/inv 4111,4112/ck 8307353	✓	X
		45,927.36				
6/13/2017	32884409	20.00	100.10.42600.15	K Paffrath/inv 4125/CCARD	✓	X (F)
		20.00				
6/19/2017	289272	592.26	100.10.53965.10	D Montgomery/inv 4106/ck 7636	✓	X
		711.80	100.10.43200.20	ARISLD/inv 4121/ck 8320573	✓	X
		3,209.49	100.10.43200.20	ARISLD/inv 4131/ck 8317795	✓	X
		9,229.57	100.10.46700.10	CITOM/inv 4127/ck 987087	✓	X
		13,743.12				
6/28/2017	33316013	20.00	100.10.42600.15	L Cao / inv 4142 / CCARD		X (2) in transit (D)
		20.00				
6/30/2017	289276	12.00	100.10.45900.10	Citizen/inv 4134/CASH A	✓	X
		21.00	100.10.43500.41	R Rodriguez/inv 4140/CASH B	✓	X
		36.00	100.10.43500.41	D Farber/inv 4126/CASH C	✓	X
		20.00	100.10.42600.15	WesternStsInv/inv-4132/ck 2216	✓	X
		30.00	100.10.45900.10	AAM/inv 4133/ ck 1042	✓	X
		150.00	100.10.42700.50	L Cole / inv 4138 / ck 1015	✓	X
		50.00	100.10.42700.50	J Elliott / inv 4137 / ck 414	✓	X
		50.00	100.10.42700.50	Pathway Christian/inv 4146/ck 1195	✓	X
		50.00	100.10.42700.50	Dog Run/inv 4136/ck 2113	✓	X
		419.00				
6/30/2017	289277	135.00	100.10.53965.10	ASRS/inv 4108/ck 65386	✓	X
		336.97	100.10.43200.20	FLOFD/inv 4116/ck 106812	✓	X
		9,925.26	100.10.43200.20	FLOFD/inv 4103/ck 106753	✓	X
		630.00	100.30.59080.15	CITOM/inv 4110/ck 988749	✓	X
		4,612.28	100.10.46700.10	CITOM/inv 4147/ck 988373	✓	X
		7,979.73	100.10.43100.12	ARISLD/inv 4122/ck 8334792	✓	X
		4,846.01	100.10.43100.12	ARISLD/inv 4144/ck 8337659	✓	X
		461.00	100.10.84020.12	SouthCom/inv 4145/ck b052132	✓	X
		28,926.25				
June 2017 Totals		94,991.94				

① 94,991.94 +
 deposit in transit ② 20.00 -
 ③ 94,971.94 +
 (F)

Superstition Fire & Medical District
AR Payment Register (Current and History - Detail)

Bank ID: Equal To d

Check No. / Payment ID	Payee Name / Customer Name	Invoice No. / Account Number	Amount Paid
BANK: D - M & O GENERAL FUND CHECKING			
DEPOSIT: 2,124 DATE: 06/01/17			
58300	(ONETIMECUST)	Check	\$125.00
	(ONETIMECUST)	Invoice : 004102	\$75.00
		Invoice : 004102	\$50.00
		CHECK # 58300 TOTAL:	<u>\$125.00</u>
		DEPOSIT 2,124 TOTAL:	<u>\$125.00</u> ✓
DEPOSIT: 2,125 DATE: 06/05/17			
CASH	(ONETIMECUST)	Cash	\$50.00
		Invoice : 004113	\$50.00
		CASH TOTAL:	<u>\$50.00</u> ✓
1383	(ONETIMECUST)	Check	\$40.00
		Invoice : 004114	\$40.00
		CHECK # 1383 TOTAL:	<u>\$40.00</u> ✓
		DEPOSIT 2,125 TOTAL:	<u>\$90.00</u>
DEPOSIT: 2,126 DATE: 06/06/17			
1278	(ONETIMECUST)	Check	\$42.00
		Invoice : 004115	\$42.00
		CHECK # 1278 TOTAL:	<u>\$42.00</u> ✓
		DEPOSIT 2,126 TOTAL:	<u>\$42.00</u>
DEPOSIT: 2,128 DATE: 06/07/17			
289269 / 206189	PSPRS/inv 4063/ck 206189	Check	\$556.26
	Public Safety Retirement Sys. (PSPRS/COBRA)	Invoice : 004063	\$146.26
	Public Safety Retirement Sys. (PSPRS/COBRA)	Invoice : 004063	\$156.91
	Public Safety Retirement Sys. (PSPRS/COBRA)	Invoice : 004063	\$103.09
	Public Safety Retirement Sys. (PSPRS/COBRA)	Invoice : 004063	\$123.45
	Public Safety Retirement Sys. (PSPRS/COBRA)	Invoice : 004063	\$26.55
		CHECK # 289269 / 206189 TOTAL:	<u>\$556.26</u> ✓
289269 / 629003209	J Kevin/inv 4105/ck 629003209	Check	\$756.45
	John Kevin (KEVINJO)	Invoice : 004105	\$756.45
		CHECK # 289269 / 629003209 TOTAL:	<u>\$756.45</u> ✓
		DEPOSIT 2,128 TOTAL:	<u>\$1,312.71</u>
DEPOSIT: 2,129 DATE: 06/07/17			
72965	McNeil & Company	Check	\$4,336.50
	McNeil & Company (MCNECO)	Invoice : 004118	\$4,336.50
		CHECK # 72965 TOTAL:	<u>\$4,336.50</u> ✓
		DEPOSIT 2,129 TOTAL:	<u>\$4,336.50</u>
DEPOSIT: 2,130 DATE: 06/07/17			
649763892	(ONETIMECUST)	Check	\$20.00
		Invoice : 004119	\$20.00
		CHECK # 649763892 TOTAL:	<u>\$20.00</u> ✓
60427894	(ONETIMECUST)	Check	\$50.00
		Invoice : 004120	\$50.00
		CHECK # 60427894 TOTAL:	<u>\$50.00</u> ✓
		DEPOSIT 2,130 TOTAL:	<u>\$70.00</u>
DEPOSIT: 2,131 DATE: 06/12/17			
289271 / 5312	J Hafer/inv 4107/ck 5312	Check	\$185.53
	Jack C Hafer Jr (HAFERJ)	Invoice : 004107	\$178.81
	Jack C Hafer Jr (HAFERJ)	Invoice : 004107	\$6.72
		CHECK # 289271 / 5312 TOTAL:	<u>\$185.53</u> ✓

Superstition Fire & Medical District
AR Payment Register (Current and History - Detail)

Bank ID: Equal To d

Check No. / Payment ID	Payee Name / Customer Name	Invoice No. / Account Number	Amount Paid
BANK: D - M & 0 GENERAL FUND CHECKING			
DEPOSIT: 2,131	DATE: 06/12/17		(CONTINUED)
289271 / 1946	P Gallagher/inv 4104/ck 1946 Pepper Gallagher (GALLPEP)	Check Invoice : 004104	\$238.02 \$238.02
		CHECK # 289271 / 1946 TOTAL:	<u>\$238.02</u> X
289271 / 140485	CITOAJ/inv 451, 159/ck 140485 City of Apache Junction (CITOAJ) City of Apache Junction (CITOAJ)	Check Invoice : 2016-00451 Invoice : 2017-00159	\$89.63 \$28.50 \$61.13
		CHECK # 289271 / 140485 TOTAL:	<u>\$89.63</u> X
289271 / 106669	FLOFD/inv 4085, 4086/ck 106669 Florence Fire Department (FLOFD) Florence Fire Department (FLOFD) Florence Fire Department (FLOFD) Florence Fire Department (FLOFD) Florence Fire Department (FLOFD) Florence Fire Department (FLOFD) Florence Fire Department (FLOFD) Florence Fire Department (FLOFD) Florence Fire Department (FLOFD) Florence Fire Department (FLOFD)	Check Invoice : 004085 Invoice : 004086 Invoice : 004085 Invoice : 004085 Invoice : 004085 Invoice : 004086 Invoice : 004086 Invoice : 004086 Invoice : 004086 Invoice : 004086	\$1,112.96 \$88.62 \$126.00 \$201.00 \$38.88 \$126.00 \$96.72 \$3.30 \$13.38 \$17.06 \$402.00
		CHECK # 289271 / 106669 TOTAL:	<u>\$1,112.96</u> X
289271 / 19066	AntennaSites/inv 4123/ck 19066 Antenna Sites, Inc. (ANTSIT)	Check Invoice : 004123	\$632.54 \$632.54
		CHECK # 289271 / 19066 TOTAL:	<u>\$632.54</u> X
289271 / 18415	Benchmark/inv 4124/ck 18415 (ONETIMECUST)	Check Invoice : 004124	\$8,538.00 \$8,538.00
		CHECK # 289271 / 18415 TOTAL:	<u>\$8,538.00</u> X
289271 / 8307353	ARISLD/inv 4111, 4112/8307353 Arizona State Land Department (ARISLD) Arizona State Land Department (ARISLD)	Check Invoice : 004111 Invoice : 004112	\$35,060.68 \$12,689.64 \$22,371.04
		CHECK # 289271 / 8307353 TOTAL:	<u>\$35,060.68</u> X
		DEPOSIT 2,131 TOTAL:	<u>\$45,857.36</u>
DEPOSIT: 2,132	DATE: 06/13/17		
32884409	(ONETIMECUST)	Credit Card Invoice : 004125	\$20.00 (E) \$20.00
		CREDIT CARD # 32884409 TOTAL:	<u>\$20.00</u> X
		DEPOSIT 2,132 TOTAL:	<u>\$20.00</u>
DEPOSIT: 2,133	DATE: 06/14/17		
CASH	(ONETIMECUST)	Cash Invoice : 004126	\$36.00 \$36.00
		CASH TOTAL:	<u>\$36.00</u> X
		DEPOSIT 2,133 TOTAL:	<u>\$36.00</u>
DEPOSIT: 2,135	DATE: 06/19/17		
289273 / 7636	D Montgomery/inv 4106/ck 7636 Dave Montgomery (MONTD) Dave Montgomery (MONTD)	Check Invoice : 004106 Invoice : 004106	\$592.26 \$574.56 \$17.70
		CHECK # 289273 / 7636 TOTAL:	<u>\$592.26</u> X
289273 / 8320573	ARISLD/inv 4121/ck 8320573 Arizona State Land Department (ARISLD)	Check Invoice : 004121	\$711.80 \$711.80
		CHECK # 289273 / 8320573 TOTAL:	<u>\$711.80</u> X
289273 / 8317795	ARISLD/inv 4131/ck 8317795 Arizona State Land Department (ARISLD)	Check Invoice : 004131	\$3,209.49 \$3,209.49
		CHECK # 289273 / 8317795 TOTAL:	<u>\$3,209.49</u> X

Superstition Fire & Medical District
AR Payment Register (Current and History - Detail)

Bank ID: Equal To d

Check No. / Payment ID	Payee Name / Customer Name	Invoice No. / Account Number	Amount Paid
BANK: D - M & 0 GENERAL FUND CHECKING			(CONTINUED)
DEPOSIT: 2,135	DATE: 06/19/17		
289273 / 987087	CITOM/inv 4127/ck 987087	Check	\$9,229.57
	City of Mesa (CITOM)	Invoice : 004127	\$6,670.15
	City of Mesa (CITOM)	Invoice : 004127	\$2,559.42
		CHECK # 289273 / 987087 TOTAL:	\$9,229.57 X
		DEPOSIT 2,135 TOTAL:	\$13,743.12
DEPOSIT: 2,136	DATE: 06/20/17		
2216	(ONETIMECUST)	Check	\$20.00
		Invoice : 004132	\$20.00
		CHECK # 2216 TOTAL:	\$20.00 X
1042	Thursday GC Firehouse Meeting	Check	\$30.00
	Thursday GC Firehouse Meeting (AA-M)	Invoice : 004133	\$30.00
		CHECK # 1042 TOTAL:	\$30.00 X
		DEPOSIT 2,136 TOTAL:	\$50.00
DEPOSIT: 2,137	DATE: 06/22/17		
CASH	(ONETIMECUST)	Cash	\$12.00
		Invoice : 004134	\$12.00
		CASH TOTAL:	\$12.00
		DEPOSIT 2,137 TOTAL:	\$12.00 X
DEPOSIT: 2,138	DATE: 06/27/17		
2113	(ONETIMECUST)	Check	\$50.00
		Invoice : 004136	\$50.00
		CHECK # 2113 TOTAL:	\$50.00
		DEPOSIT 2,138 TOTAL:	\$50.00 X
DEPOSIT: 2,139	DATE: 06/27/17		
414	(ONETIMECUST)	Check	\$50.00
		Invoice : 004137	\$50.00
		CHECK # 414 TOTAL:	\$50.00 X
1015	(ONETIMECUST)	Check	\$150.00
	(ONETIMECUST)	Invoice : 004138	\$100.00
		Invoice : 004138	\$50.00
		CHECK # 1015 TOTAL:	\$150.00 X
		DEPOSIT 2,139 TOTAL:	\$200.00
DEPOSIT: 2,140	DATE: 06/28/17		
CASH	(ONETIMECUST)	Cash	\$21.00
		Invoice : 004140	\$21.00
		CASH TOTAL:	\$21.00 X
		DEPOSIT 2,140 TOTAL:	\$21.00
DEPOSIT: 2,142	DATE: 06/28/17		
33316013	(ONETIMECUST)	Credit Card	\$20.00
		Invoice : 004142	\$20.00
		CREDIT CARD # 33316013 TOTAL:	\$20.00
		DEPOSIT 2,142 TOTAL:	\$20.00
DEPOSIT: 2,143	DATE: 06/29/17		
1195	(ONETIMECUST)	Check	\$50.00
		Invoice : 004146	\$50.00
		CHECK # 1195 TOTAL:	\$50.00

①
in
Hansen

RUN DATE: 07/03/17

Superstition Fire & Medical District
AR Payment Register (Current and History - Detail)

Bank ID: Equal To d

Check No. / Payment ID	Payee Name / Customer Name	Invoice No. / Account Number	Amount Paid
BANK: D - M & 0 GENERAL FUND CHECKING			DEPOSIT 2,143 TOTAL: \$50.00
DEPOSIT: 2,144	DATE: 06/30/17		
289277 / 65386	ASRS/inv 4108/ck 65386 Arizona State Retirement System (ASRS/COBRA)	Check Invoice : 004108	\$135.00 \$135.00
		CHECK # 289277 / 65386 TOTAL:	\$135.00
289277 / 106812	FLOFD/inv 4116/ck 106812 Florence Fire Department (FLOFD) Florence Fire Department (FLOFD)	Check Invoice : 004116 Invoice : 004116	\$336.97 \$335.00 \$1.97
		CHECK # 289277 / 106812 TOTAL:	\$336.97
289277 / 106753	FLOFD/inv 4103/ck 106753 Florence Fire Department (FLOFD) Florence Fire Department (FLOFD) Florence Fire Department (FLOFD) Florence Fire Department (FLOFD) Florence Fire Department (FLOFD) Florence Fire Department (FLOFD) Florence Fire Department (FLOFD) Florence Fire Department (FLOFD) Florence Fire Department (FLOFD) Florence Fire Department (FLOFD) Florence Fire Department (FLOFD)	Check Invoice : 004103 Invoice : 004103 Invoice : 004103 Invoice : 004103 Invoice : 004103 Invoice : 004103 Invoice : 004103 Invoice : 004103 Invoice : 004103 Invoice : 004103 Invoice : 004103	\$9,925.26 (\$3,457.60) \$2,010.00 \$1,206.00 \$31.36 \$17.70 \$456.50 \$5,100.64 \$87.58 \$87.58 \$4,253.60 \$131.90
		CHECK # 289277 / 106753 TOTAL:	\$9,925.26
289277 / 988749	CITOM/inv 4110 / ck 988749 City of Mesa (CITOM)	Check Invoice : 004110	\$630.00 \$630.00
		CHECK # 289277 / 988749 TOTAL:	\$630.00
289277 / 988373	CITOM/inv 4147 / ck 988373 City of Mesa (CITOM) City of Mesa (CITOM)	Check Invoice : 004147 Invoice : 004147	\$4,612.28 \$3,335.07 \$1,277.21
		CHECK # 289277 / 988373 TOTAL:	\$4,612.28
289277 / 8334792	ARISLD/inv 4122/ck 8334792 Arizona State Land Department (ARISLD)	Check Invoice : 004122	\$7,979.73 \$7,979.73
		CHECK # 289277 / 8334792 TOTAL:	\$7,979.73
289277 / 8337659	ARISLD/inv 4144/ck 8337659 Arizona State Land Department (ARISLD)	Check Invoice : 004144	\$4,846.01 \$4,846.01
		CHECK # 289277 / 8337659 TOTAL:	\$4,846.01
289277 / B052132	SouthCom/inv 4145/ck b052132 (ONETIMECUST)	Check Invoice : 004145	\$461.00 \$461.00
		CHECK # 289277 / B052132 TOTAL:	\$461.00
		DEPOSIT 2,144 TOTAL:	\$28,926.25
		TOTAL FOR BANK ID: D	\$94,961.94
		GRAND TOTAL OF ALL CHECKS:	\$94,802.94
		GRAND TOTAL OF ALL CREDIT CARDS:	\$40.00
		GRAND TOTAL OF ALL CASH:	\$119.00
		GRAND TOTAL OF ALL EFT:	\$0.00
		GRAND TOTAL OF ALL PAYMENTS:	\$94,961.94
		GRAND TOTAL OF ALL ADJUSTMENTS:	\$0.00
		COMBINED TOTAL:	\$94,961.94

CMA 94,961.94 +
June in transit 20.00 -
May in transit 30.00 +
 94,971.94 G +
 (F)

CONTROL # 303515

PINAL COUNTY TREASURER RECEIPT

RECEIPT # 411134

E-MAIL RECEIPT

Depositor Name: SUPERSTITION FIRE & MED DISTRICT

DATE: 6/15/2017

Depositor Location: 565 NORTH IDAHO ROAD-APACHE JUNCTION, AZ 85219

FINANCE CODES			TREASURER CODES			DESCRIPTION (LIMIT OF 50 CHARACTERS PER LINE)		
COST CENTER	OBJECT	SUBSIDIARY	SUBLEDGER	SUB TYPE	GL ACCOUNT		SOURCE	AMOUNT
				6-	1642-1002	73160	68,600.00	WIRED MONEY TO GROUND TRANSPORT FUND
				6-	1642-1001	73160	20.00	WIRED MONEY TO GENERAL FUND
							L F	
Total Deposit								\$68,620.00

Cash: \$0.00

Checks: \$0.00

Direct Deposit: \$68,620.00

Credit Card: \$0.00

TOTAL DEPOSIT: \$68,620.00

Department Signature: [Signature] Date: 6/15/17

Extension: [Signature]

Treasurer Signature: [Signature] Date: 6/15/17

Superstition Fire & Medical District
AP Check Register (Current and History by Bank)

Check Dates: 6/1/2017 to 6/30/2017

Check No.	Date	Status	Vendor ID	Payee Name	Amount
BANK ID: D - M & O GENERAL FUND CHECKING					100-10-10100-10 - Fund Cash - General (M&O)
					(\$895.00)
26236	06/29/17	V	06/29/17 DIGCOM	Digital Combustion, Inc.	(\$5,190.65)
* 26282	06/29/17	V	06/29/17 EMPDSI	Employers Dental Services, Inc	(\$2,527.83)
* 26296	06/21/17	V	06/21/17 APAJUS	Apache Junction Unified	(\$2,038.91)
* 26447	06/14/17	V	06/14/17 PNI	Prophet Network Integration,In	\$943.31
* 26464	06/06/17	P	AACOOOL	AA Cooling and Heating LLC	\$791.04
26465	06/06/17	P	AETNA	Aetna Behavioral Health, LLC	\$88.32
26466	06/06/17	P	AMEEX	American Express Corporate	\$520.97
26467	06/06/17	P	APATRA	Apache Trail Auto Supply, LLC	\$416.93
26468	06/06/17	P	ARIDER	AZ Dept of Revenue-Sales Tax	\$405.83
26469	06/06/17	P	ARIWCI	ArizonaWaterConditioning dba	\$10.84
26470	06/06/17	P	BES001	Best Hardware	\$316.30
26471	06/06/17	P	BUDICS	Bud's Bulk Ice Service, Inc	\$5,243.75
26472	06/06/17	P	EMPDSI	Employers Dental Services, Inc	\$196.38
26473	06/06/17	P	EMPSWL	Empire Southwest, LLC	\$2,918.40
26474	06/06/17	P	FIRCGM	First Choice Auto Glass, Inc.	\$64.75
26475	06/06/17	P	FLEETI	Fleetpride, Inc	\$980.00
26476	06/06/17	P	FRANEL	CSC Electrical Contractor, LLC	\$50.10
26477	06/06/17	P	FREIAZ	Freightliner of Arizona, LLC	\$67.28
26478	06/06/17	P	FROACE	St Helen Auto & Hardware, Inc.	\$1,642.91
26479	06/06/17	P	GLOBFL	Wex Bank dba	\$815.07
26480	06/06/17	P	HORNFO	Robert Horne Ford	\$267.39
26481	06/06/17	P	HUGHFI	Hughes Fire Equipment, Inc.	\$5,691.84
26482	06/06/17	P	MEDIA	Mediacom	\$320.75
26483	06/06/17	P	MEDIA	Mediacom	\$1,133.21
26484	06/06/17	P	MESATV	Mesa Discount, Inc	\$1,345.50
26485	06/06/17	P	NFPA	HFSC - Gary Keith (NFPA)	\$675.59
26486	06/06/17	P	REDTIC	Redburn Tire Company, Inc.	\$5,006.69
26487	06/06/17	P	SAL001	Salt River Project	\$5,067.60
26488	06/06/17	P	SIDLFP	Sidney Lex Felker, P.C.	\$75.34
26489	06/06/17	P	SOLREC	Solvent Recy-Clean, Inc	\$132.47
26490	06/06/17	P	SOU001	Southwest Gas Corporation	\$4,256.19
26491	06/06/17	P	STANIC	Standard Insurance Company	\$121.17
26492	06/06/17	P	SUPMCN	Superstition Mountains CFD #1	\$74.94
26493	06/06/17	P	THOPIP	Thomas Pipe & Supply, LLC	\$1,230.39
26494	06/06/17	P	UNICOR	Unifirst Corporation	\$67,975.84
26495	06/06/17	P	UNIHEC	United HealthCare Insurance Co	\$817.67
26496	06/06/17	P	VSP001	Vision Service Plan	\$754.95
26497	06/14/17	P	AACOOOL	AA Cooling and Heating LLC	\$393.47
26498	06/14/17	P	ALLWSI	Allied Waste Trans, Inc.	\$3,096.70
26499	06/14/17	P	APAJUS	Apache Junction Unified	\$114.03
26500	06/14/17	P	ARIHC	AHS Rescue LLC	\$2,243.80
26501	06/14/17	P	ASLD	Arizona Forestry Division	\$750.00
26502	06/14/17	P	AZPOPS	Arizona Police Psychology PLLC	\$135.75
26503	06/14/17	P	BUDICS	Bud's Bulk Ice Service, Inc	\$615.60
26504	06/14/17	P	CHASEM	Chase Master Card	\$4,321.49
26505	06/14/17	P	CITOAJ	City of Apache Junction	\$262.40
26506	06/14/17	P	CRAJ	Jeff Cranmer	\$602.91
26507	06/14/17	P	FLEETI	Fleetpride, Inc	\$283.45
26508	06/14/17	P	HEALEQ	HealthEquity, Inc	\$172.20
26509	06/14/17	P	HLAVLA	Lori Ann Hlavin	\$3,630.04
26510	06/14/17	P	PNI	Prophet Network Integration,In	(\$3,630.04)
26510	06/21/17	V	06/21/17 PNI	Prophet Network Integration,In	\$1,429.52
26511	06/14/17	P	QWEST	CenturyLink	\$3,793.41
26512	06/14/17	P	REDTIC	Redburn Tire Company, Inc.	\$83.11
26513	06/14/17	P	SHREIT	Shred-it USA LLC	\$89.77
26514	06/14/17	P	SUPSAF	Superstition Safety Serv, LLC	

* Check Status Types: "P" - Printed ; "M" - Manual ; "V" - Void (Void Date) ; "A" - Application ; "E" - EFT
** Denotes broken check sequence.

Superstition Fire & Medical District
AP Check Register (Current and History by Bank)

Check Dates: 6/1/2017 to 6/30/2017

Check No.	Date	Status	Vendor ID	Payee Name	Amount
26515	06/14/17	P	TOSHBS	Toshiba Business Solutions, Inc	\$1,468.81
26516	06/14/17	P	UNI001	Matlick Enterprises Inc dba	\$6,139.08
26517	06/14/17	P	VERW	Verizon Wireless Services LLC	\$1,095.57
26518	06/21/17	P	AACOOOL	AA Cooling and Heating LLC	\$116.64
26519	06/21/17	P	AFLAC	AFLAC	\$8,162.13
26520	06/21/17	P	APAJUS	Apache Junction Unified	\$2,527.83
26521	06/21/17	P	APAJWC	Water Utilities Comm FD dba	\$153.35
26522	06/21/17	P	APATRA	Apache Trail Auto Supply, LLC	\$432.78
26523	06/21/17	P	ARI001	Arizona Water Company, Inc.	\$779.88
26524	06/21/17	P	CITOM	City of Mesa	\$10,422.16
26525	06/21/17	P	DEKABA	East Penn Manufacturing Co, In	\$1,080.37
26526	06/21/17	P	FLEETI	Fleetpride, Inc	\$29.89
26527	06/21/17	P	FROSHO	Frontier Shop Supplies, Inc	\$65.86
26528	06/21/17	P	GOLCAS	Liberty Water Company, Inc.	\$176.73
26529	06/21/17	P	HORNFO	Robert Horne Ford	\$60.85
26530	06/21/17	P	HUGHFI	Hughes Fire Equipment, Inc.	\$1,070.17
26531	06/21/17	P	LNCS	L.N. Curtis & Sons	\$458.85
26532	06/21/17	P	PTS001	Phoenix Technology Solutions	\$132.00
26533	06/21/17	P	REDTIC	Redburn Tire Company, Inc.	\$1,483.19
26534	06/21/17	P	SMIG	Gary A. Smith, MD, PLLC	\$7,500.00
26535	06/21/17	P	STACOS	Stantec Consulting Serv, Inc.	\$356.00
26536	06/21/17	P	PNI	Prophet Network Integration, In	\$3,630.04
26537	06/21/17	P	GINCOP	Ginco Plumbing LLC	\$251.24
26538	06/21/17	P	RODRA	Adam Rodriguez	\$175.02
26539	06/29/17	P	AACOOOL	AA Cooling and Heating LLC	\$783.30
26540	06/29/17	P	APAJWC	Water Utilities Comm FD dba	\$44.50
26541	06/29/17	P	APATRA	Apache Trail Auto Supply, LLC	\$232.96
26542	06/29/17	P	ARI001	Arizona Water Company, Inc.	\$322.23
26543	06/29/17	P	BES001	Best Hardware	\$16.52
26544	06/29/17	P	BIGBOY	Big Boyz Towing, LLC	\$235.50
26545	06/29/17	P	BUDICS	Bud's Bulk Ice Service, Inc	\$464.22
26546	06/29/17	P	CHASEM	Chase Master Card	\$296.20
26547	06/29/17	P	CITOM	City of Mesa	\$15,560.85
26548	06/29/17	P	ECMS	ECMS, Inc.	\$621.49
26549	06/29/17	P	FLEETI	Fleetpride, Inc	\$45.72
26550	06/29/17	P	FREIAZ	Freightliner of Arizona, LLC	\$310.80
26551	06/29/17	P	FROACE	St Helen Auto & Hardware, Inc.	\$109.74
26552	06/29/17	P	GLOBFL	Wex Bank dba	\$1,132.95
26553	06/29/17	P	HPINC	HP INC	\$932.86
26554	06/29/17	P	LANDS	Lands'End, Inc	\$36.96
26555	06/29/17	P	LNCS	L.N. Curtis & Sons	\$232.30
26556	06/29/17	P	MAGPCI	Magic Pest Control	\$596.08
26557	06/29/17	P	PHORG	Thrash & Dangle Enterprises	\$64.00
26558	06/29/17	P	PIT001	Pitney Bowes	\$93.26
26559	06/29/17	P	REDTIC	Redburn Tire Company, Inc.	\$1,483.19
26560	06/29/17	P	TIGMEC	Tiger Mechanical Services LLC	\$600.01
26561	06/29/17	P	UNI001	Matlick Enterprises Inc dba	\$500.94
26562	06/29/17	P	UNICOR	Unifirst Corporation	\$1,230.62
26563	06/29/17	P	WELLSF	Wells Fargo Barnk, N.A.	\$476.73
26564	06/29/17	P	WWWILL	Power Acquisition, LLC.	\$54.30
26565	06/29/17	P	ARIDER	AZ Dept of Revenue-Sales Tax	\$11.57
26566	06/29/17	P	DEKABA	East Penn Manufacturing Co, In	\$125.98
26566	06/29/17	P	DEKABA	East Penn Manufacturing Co, In	\$157.30
26567	06/30/17	P	COOKDS	Cookson Door Sales of AZ, Inc	\$86.23
26568	06/30/17	P	HUGHFI	Hughes Fire Equipment, Inc.	\$86.23
26569	06/30/17	P	SAL001	Salt River Project	\$6,279.49
26570	06/30/17	P	WWWILL	Power Acquisition, LLC.	\$76.63

* Check Status Types: "P" - Printed ; "M" - Manual ; "V" - Void (Void Date); "A" - Application; "E" - EFT
 ** Denotes broken check sequence.

Superstition Fire & Medical District
AP Check Register (Current and History by Bank)
Check Dates: 6/1/2017 to 6/30/2017

<u>Check No.</u>	<u>Date</u>	<u>Status</u>	<u>Vendor ID</u>	<u>Payee Name</u>	<u>Amount</u>
------------------	-------------	---------------	------------------	-------------------	---------------

BANK D REGISTER TOTAL: \$199,138.80

GRAND TOTAL : \$199,138.80

(H)

* Check Status Types: "P" - Printed ; "M" - Manual ; "V" - Void (Void Date) ; "A" - Application; "E" - EFT
** Denotes broken check sequence.

Superstition Fire & Medical District
GL Account Ledger - Detail By Period
 6/1/2017 through 6/30/2017

7/3/17
 4:03:36 PM

Batch	Journal	Entry #	Date	Job	Document	Description	Debits	Credits	Balance
100-10-10150-10						PAYROLL ACCOUNT			(\$9,214,891.72)
15322	PR	724085	06/02/17		17673 - 32086	Payroll All Freq 5/28/2017	-	341,509.17	(9,555,400.89)
15324	Z	724158	06/02/17		JE0601	Pay Date 6.2.17 Rcls	-	53,077.34	(9,609,478.23)
15364	PR	724856	06/13/17		17680 - 32274	Payroll All Freq 6/11/2017	-	6,381.23	(9,615,859.46)
15364	PR	724802	06/16/17		17682 - 32277	Payroll All Freq 6/11/2017	-	470,796.59	(10,086,656.05)
15373	Z	725035	06/16/17		JE0603	PayDate 061617 Rcls Entry	-	81,788.15	(10,168,444.20)
15377	PR	725142	06/30/17		17689 - 32435	Payroll All Freq 6/25/2017	-	344,530.48	(10,512,974.68)
15392	Z	725417	06/30/17		JE0607	Paydate 063017 Rcls	-	52,909.33	(10,565,884.01)
						PAYROLL ACCOUNT TOTALS:	\$0.00	\$1,350,992.29	(\$10,565,884.01)
TOTAL OF LEDGER:							\$0.00	\$1,350,992.29	(\$10,565,884.01)

I

Commercial Checking Acct Public Funds

Account number: 4121535058 ■ June 1, 2017 - June 30, 2017 ■ Page 1 of 2

WELLS
FARGO

SUPERSTITION FIRE & MEDICAL DISTRICT
PAYROLL CLEARING ACCT
565 N IDAHO RD
APACHE JUNCTION AZ 85119-4014

Questions?

Call your Customer Service Officer or Client Services
1-800-AT WELLS (1-800-289-3557)
5:00 AM TO 6:00 PM Pacific Time Monday - Friday

Online: wellsfargo.com

Write: Wells Fargo Bank, N.A. (182)
PO Box 63020
San Francisco, CA 94163

Account summary

Commercial Checking Acct Public Funds

Account number	Beginning balance	Total credits	Total debits	Ending balance
4121535058	\$343,787.79	\$851,091.26	-\$1,194,779.05	\$100.00

Credits

Electronic deposits/bank credits

Effective date	Posted date	Amount	Transaction detail
	06/14	503,025.50	WT Seq160060 Pinal County Treasurer /Org=Pinal County Treasurer Srf# Gw00000004606804 Trn#170614160060 Rfb# 5978
	06/28	348,065.76	WT Seq140047 Pinal County Treasurer /Org=Pinal County Treasurer Srf# Gw00000004948792 Trn#170628140047 Rfb# 5997
		\$851,091.26	Total electronic deposits/bank credits
		\$851,091.26	Total credits

Debits

Electronic debits/bank debits

Effective date	Posted date	Amount	Transaction detail
	06/02	217,545.24	ACH Origination - Superstition Fir - File 1860311208 Coid 1860311208
	06/02	30,815.94	ACH Origination - Superstition Fir - File 1860311208 Coid 1860311208
	06/02	26,570.97	ACH Origination - Superstition Fir - File 1860311208 Coid 1860311208
	06/02	5,663.92	ACH Origination - Superstition Fir - File 1860311208 Coid 1860311208
	06/02	53,273.60	IRS Usatapytmt 060217 220755315213987 Superstition Fire & ME
	06/02	9,818.12	AZ Dept of Rev Ccddir.Dbt xxxxx3092 Superstition Fire & ME
	06/15	3,211.93	ACH Origination - Superstition Fir - File 1860311208 Coid 1860311208
	06/16	217,311.42	ACH Origination - Superstition Fir - File 1860311208 Coid 1860311208
	06/16	124,368.17	ACH Origination - Superstition Fir - File 1860311208 Coid 1860311208
	06/16	32,657.70	ACH Origination - Superstition Fir - File 1860311208 Coid 1860311208
	06/16	27,447.88	ACH Origination - Superstition Fir - File 1860311208 Coid 1860311208
	06/16	5,669.44	ACH Origination - Superstition Fir - File 1860311208 Coid 1860311208



Electronic debits/bank debits (continued)

<i>Effective date</i>	<i>Posted date</i>	<i>Amount</i>	<i>Transaction detail</i>
	06/16	78,529.99	IRS Usataxpymt 061617 220756724248907 Superstition Fire & ME
	06/16	13,828.97	AZ Dept of Rev Ccddir.Dbt xxxxx3092 Superstition Fire & ME
	06/30	219,475.89	ACH Origination - Superstition Fir - File 1860311208 Coid 1860311208
	06/30	31,365.82	ACH Origination - Superstition Fir - File 1860311208 Coid 1860311208
	06/30	27,481.85	ACH Origination - Superstition Fir - File 1860311208 Coid 1860311208
	06/30	5,712.19	ACH Origination - Superstition Fir - File 1860311208 Coid 1860311208
	06/30	582.95	ACH Origination - Superstition Fir - File 1860311208 Coid 1860311208
	06/30	53,545.99	IRS Usataxpymt 063017 220758175369477 Superstition Fire & ME
	06/30	9,901.07	AZ Dept of Rev Ccddir.Dbt xxxxx3092 Superstition Fire & ME
		\$1,194,779.05	Total electronic debits/bank debits
		\$1,194,779.05	Total debits

Daily ledger balance summary

<i>Date</i>	<i>Balance</i>	<i>Date</i>	<i>Balance</i>	<i>Date</i>	<i>Balance</i>
05/31	343,787.79	06/15	499,913.57	06/28	348,165.76
06/02	100.00	06/16	100.00	06/30	100.00
06/14	503,125.50				
Average daily ledger balance		\$68,188.61			

Superstition Fire & Medical District

Balance Sheet

As of 6/30/2017

FUND: (100) General Fund

Assets

Current Assets

Fund Cash - General (M&O)
Payroll Account
Petty Cash - Accounting
Due From other funds
Total Current Assets

\$11,915,647.58
(10,565,884.01)
100.00
113,476.78

} \$1,349,863.51 (9)

\$1,463,340.35

Total Assets

\$1,463,340.35

Liabilities and Equity

Current Liabilities

HSA Fees (due 3rd party)
Disability Insurance-Voluntary Long Term
Life Insurance - Voluntary Supplemental
AFLAC
Total Current Liabilities

\$786.01
0.01
(0.04)
174.93

\$960.91

Total Liabilities

\$960.91

Equity

Fund Balance - General Fund
Current Year Profit/Loss
Total Equity

\$1,253,178.51
209,200.93

1,462,379.44

Total Liabilities and Equity

\$1,463,340.35



**Corporate Card
Statement of Account**

**Sign-up For Online
Statements**

www.americanexpress.com/checkyourbill

Prepared For
**BARB DUFFEL/CBA
SUPERSTITION FIRE**

Account Number
XXXX-XXXXX6-21004

Closing Date
05/29/17

Page 1 of 3

Previous Balance \$	New Charges \$	Other Debits \$	Payments \$	Other Credits \$
1,282.56	77.48	55.00	1,282.56	0.00

**Balance Please Pay By
Due \$ 06/13/17**

132.48 For important information regarding your account refer to page 2.

Payment is due in full. Please pay by 06/13/17 to allow time for your payment to be received by us and credited to your account.

To manage your Account online or to pay your bill, please visit us at corp.americanexpress.com. For additional contact information, please see the reverse side of this page.

Corporate Card Snapshot

Card Number	Card	New Charges + Other Debits	Payments + Other Credits
XXXX-XXXXX6-21004	BARB DUFFEL/CBA	0.00	-1,282.56
XXXX-XXXXX6-22028	PAUL BOURGEOIS	132.48	0.00
Total		132.48	-1,282.56

Activity

Date reflects either transaction or posting date

Card Number	Reference Code	Amount \$
XXXX-XXXXX6-21004		
05/07/17	PAYMENT RECEIVED THANK YOU 05/07 0460000000	990.27
05/07/17	PAYMENT RECEIVED THANK YOU 05/07 0460000000	292.29
Total for BARB DUFFEL/CBA		
	New Charges/Other Debits	0.00
	Payments/Other Credits	-1,282.56

VENDOR # Ameaf
 ACCT. # See spreadsheet
 APPROVAL: _____
 DATE PAID 10/16/17
 WARRANT # 20460

100 (R)
 \$88³²

↓ Please fold on the perforation below, detach and return with your payment ↓

Do not staple or use paper clips
Payment Coupon

Account Number 3787-506076-21004 Payable upon receipt in U.S. Dollars.

Please Pay By 06/13/17 Enter 15 digit account number on all payments.

Amount Due \$132.48

Checks or drafts must be drawn against banks located in the U.S.

Check here if address, telephone number, or e-mail address has changed. Note changes on reverse side.

BARB DUFFEL/CBA
 SUPERSTITION FIRE
 565 N. IDAHO RD
 APACHE JUNCTION AZ 85119

Mail Payment to:

AMERICAN EXPRESS
 BOX 0001
 LOS ANGELES CA 90096-8000



0000378750607621004 000013248000007748 2944



Prepared For
BARB DUFFEL/CBA
SUPERSTITION FIRE

Account Number
XXXX-XXXXX6-21004

Closing Date
05/29/17

Page 3 of 3

Activity Continued

Card Number XXXX-XXXXX6-22028		Reference Code	Amount \$
04/29/17	ANNUAL MEMBERSHIP RENEWAL FEE PERIOD 06/17 THRU 05/18	100F 14692 \$3667 0020000617 150F 14693 1853	55.00
04/30/17	AMAZON.COM AMZN.COM/BILL WA REF# OMQVGME0YU3MERCHANDISE 04/30/17	100F 14696 \$1146 150F 14699 \$573	17.19
05/01/17	AMAZON MKTPLACE PMTS AMZN.COM/BILL WA REF# U4MKJ189AU7 BOOK STORES 05/01/17	100F 14696 \$629 150F 14699 \$315	9.44
05/21/17	AMAZON MKTPLACE PMTS AMZN.COM/BILL WA REF# K244YKIHCUJ BOOK STORES 05/21/17	100F 14696 \$3390 150F 14699 \$1695	50.85
Total for PAUL BOURGEOIS		New Charges/Other Debits Payments/Other Credits	132.48 0.00

Get updates on the go
Log on to chase.com/alerts

Payment Due Date	07/04/17
New Balance	\$773.03
Minimum Payment	\$154.00

Account number: 5582 5086 4455 9228

\$ _____ Amount Enclosed
Make your check payable to: Chase Card Services

93079 BEX 9 16117 C
ROGER WOOD
SUPERSTITION FIRE
565 N IDAHO RD
APACHE JUNCTION AZ 85119-4014

CARDMEMBER SERVICE
PO BOX 94014
PALATINE IL 60094-4014

500016028 16986445592289

BUSINESS CARD STATEMENT

Manage your account online:
www.chase.com/ink

Customer Service:
1-800-945-2028

Mobile: Download the
Chase Mobile® app today

ACCOUNT SUMMARY

Account Number: 5582 5086 4455 9228

Previous Balance	\$15,050.36
Payment, Credits	-\$15,050.36
Purchases	+\$773.03
Cash Advances	\$0.00
Balance Transfers	\$0.00
Fees Charged	\$0.00
Interest Charged	\$0.00
New Balance	\$773.03

Opening/Closing Date	05/11/17 - 09/10/17
Credit Limit	\$30,000
Available Credit	\$29,226
Cash Access Line	\$6,000
Available for Cash	\$6,000
Past Due Amount	\$0.00
Balance over the Credit Limit	\$0.00

PAYMENT INFORMATION

New Balance	\$773.03
Payment Due Date	07/04/17
Minimum Payment Due	\$154.00

Late Payment Warning: If we do not receive your minimum payment by the due date, you may have to pay up to a \$39 late fee.

Minimum Payment Warning: Enroll in Auto-Pay and avoid missing a payment. To enroll, call the number on the back of your card or go to the web site listed above.

100 \$

\$615⁰⁰

VENDOR # Chadon
ACCT. # De Spudat
APPROVAL: _____
DATE PAID 6/14/17
WARRANT # 26504

ACCOUNT ACTIVITY

Date of Transaction	Merchant Name or Transaction Description	\$ Amount	
05/19	OFFICEMAX/OFFICEDEPOTS APACHE JUNCTI AZ MIKE FARBER TRANSACTIONS THIS CYCLE (CARD 7206) \$76.35	76.35	100F
05/17	CONTROLLED MOTION SOLU 714-5412244 CA	112.36	100F
05/23	CENTRAL AZ SUPPLY -AJ APACHE JUNCTI AZ	34.05	100F
05/23	CENTRAL AZ SUPPLY -AJ APACHE JUNCTI AZ	8.94	100F
05/26	AMAZON MKTPLACE PMTS AMZN.COM/BILL WA	88.99	100F
05/24	CENTRAL AZ SUPPLY -AJ APACHE JUNCTI AZ	14.82	100F
06/01	THE HOME DEPOT #0404 MESA AZ	22.71	100F
06/02	AMAZON MKTPLACE PMTS AMZN.COM/BILL WA	10.86	100F
06/08	ADOBE *ACROPRO SUBS 800-833-6887 CA	15.99	100F
06/07	AAPAK PHOENIX AZ	184.23	100F
06/08	AMAZON MKTPLACE PMTS AMZN.COM/BILL WA VAUGHN CHOSHAW TRANSACTIONS THIS CYCLE (CARD 7271) \$516.95	24.00	100F
05/28	Payment ThankYou Image Check	-11,892.52	
05/28	Payment ThankYou Image Check	-1,632.84	
05/28	Payment ThankYou Image Check	-1,525.00	
05/17	USPS PO 0302590130 APACHE JUNCTI AZ	7.71	100F
05/30	USPS PO 0302590130 APACHE JUNCTI AZ ROGER WOOD TRANSACTIONS THIS CYCLE (CARD 9228) -\$15,036.06 INCLUDING PAYMENTS RECEIVED	6.59	100F
05/22	FOREMOST MEDICAL EQUIP 585-586-4880 NY TINA GEROLA TRANSACTIONS THIS CYCLE (CARD 7150) \$157.43	157.43	400F
05/31	GIANT #6662 CARWASH GLOBE AZ	2.00	100F
05/31	GIANT #6662 CARWASH GLOBE AZ	2.00	100F

ACCOUNT ACTIVITIES (CONTINUED)

Date of Transaction	Merchant Name or Transaction Description	\$ Amount
05/31	GIANT #6662 CARWASH GLOBE AZ	2.00
05/31	GIANT #6662 CARWASH GLOBE AZ	2.00
	BRYAN HEUN	
	TRANSACTIONS THIS CYCLE (CARD 9107)	\$8.00

Handwritten: 14715, 14715, 100F, 100F

2017 Totals Year-to-Date	
Total fees charged in 2017	\$0.00
Total interest charged in 2017	\$0.00

Year-to-date totals do not reflect any fee or interest refunds you may have received.

INTEREST CHARGES

Your Annual Percentage Rate (APR) is the annual interest rate on your account.

Balance Type	Annual Percentage Rate (APR)	Balance Subject To Interest Rate	Interest Charges
PURCHASES			
Purchases	10.99% (v)(d)	-0-	-0-
CASH ADVANCES			
Cash Advances	19.99% (v)(d)	-0-	-0-
BALANCE TRANSFERS			
Balance Transfer	10.99% (v)(d)	-0-	-0-

(v) = Variable Rate
(d) = Daily Balance Method (including new transactions)
(a) = Average Daily Balance Method (including new transactions)

31 Days in Billing Period

Please see Information About Your Account section for the Calculation of Balance Subject to Interest Rate, Annual Renewal Notice, How to Avoid Interest on Purchases, and other important information, as applicable.



All Accounts (...9228)

438²⁰

157⁰⁴

Account Info	Payment Info	
Current balance	\$381.06	Balance last statement (06/10/2017) \$773.03
Pending charges	\$0.00	Minimum payment due \$0.00
Available credit	\$29,618.94	Payment due date 07/04/2017

Posted Activity

Since Last Statement

Trans Date	Post Date	Type	Description	Expense Category	Amount
06/23/2017	06/23/2017	Sale	AMAZON MKTPLACE PMTS	Recreation	\$29.56
06/19/2017	06/19/2017	Payment	Payment ThankYou Image	Miscellaneous	-\$157.43
06/19/2017	06/19/2017	Payment	Payment ThankYou Image	Miscellaneous	-\$615.60
06/14/2017	06/15/2017	Sale	AMAZON MKTPLACE PMTS	Recreation	\$24.00
06/13/2017	06/15/2017	Return	HVACSTORES.COM	Home Repair	-\$100.00
06/12/2017	06/13/2017	Sale	COSTCO *BUS CENTER 827	Miscellaneous	\$427.50

6/29

st Macro Companies

14750

> 773⁰³

14721

14721

14721

14762

5764381⁰⁶

Ⓟ

100	150
216 ²⁰	142 ⁰⁰

6/29/17
26546

Superstition Fire & Medical District

Monthly Pinal County Treasurer's Bank Account Reconciliation

150 General Fund

Reconciliation References:

- A Beginning bank balance
- B Interest Income
- C Current month's deposits
- D Current month's revenue transfer
- E Current month's Accounts Payable disbursements
- F Current month's Payroll disbursements
- G Current month's bank ending balance
- H Accounts Payable checks outstanding at month-end
- I Payroll checks outstanding at month-end
- J Electronic / ACH clearing bank account balance at month-end
- K Lockbox bank account balance at month-end
- L Cash Balance per G/L Balance Sheet
- M American Express credit card payment – warrant #1130001161 (paid 6/6/17)
- N Chase MasterCard credit card payment – warrant #1130001220 (paid 6/29/17)



Superstition Fire & Medical District
Ground Transport (Fund 150) Cash Reconciliation
Fiscal Year 2016 - 2017
6/30/2017




	Deposits (Cash Receipts)	Cash Disbursements	Book Balance
Book Balance as of: 6/1/2017			\$296,552.73 (A)
<u>Activity During the Month</u>			
Journal Entries:			
Interest Income (Expense):	350.78		350.78 (B)
Deposits	307,599.29		307,599.29 (C)
Revenue Transfer		(200,000.00)	(200,000.00) (D)
Cash Disbursements			
A) Accounts Payable		(96,246.47)	(96,246.47) (E)
B) Payroll Account		(155,589.36)	(155,589.36) (F)
C) Transfer In / Out			-
	<u>\$307,950.07</u>	<u>(451,835.83)</u>	<u>\$152,666.97</u>

<u>Pinal County Bank Balance</u>			
Ending Bank Balance as of: 6/30/2017	Balance from YTD Column		\$ 220,836.43 (G)

Less: Outstanding Warrants	Check #		
	A/P	(52,950.66)	(52,950.66) (H)
	Payroll	(8,496.41)	(8,496.41) (I)
Less:			-
Plus: Transfer in transit from 100 Fund			-
			\$ 159,389.36
	Cash Balance in Payroll Clearing Account		
	Cash Balance in Electronic / ACH Clearing Account	\$ 3,350.92	(J)
	Cash Balance in LockBox	\$ 10,216.75	(K)
		<u>\$ 172,957.03</u>	

Prepared by: Joseph Deke 7/3/17
 Reviewed by: Roger Wood 7/6/17

Balance per B/S	\$ 172,957.03 (L)
Difference	\$ -



Pinal County Treasurer

Monthly Statement

Date Range: 6/1/2017 to 6/30/2017

Account	Period	YTD		
6116421002	Superstition FMD Ground Transport Fund			
Begin Balance:	(A) 296,552.73	268,398.94		
Income:	107,950.07	2,002,535.34		
LOC Advance:	.00	.00		
Expense:	(183,666.37)	(2,050,097.85)	LOC:	.00
LOC Payments:	.00	.00	Warrants Outstanding:	(61,447.07)
Cash Balance:	(G) 220,836.43	220,836.43	End:	159,389.36

Monthly Statement Summary

Source Code	Description	MTDAmount	YTDAmount
6116421002	Superstition FMD Ground Transport Fund	Beginning Balance: 296,552.73	268,398.94
21100.41	Wells Fargo Repo Investment Interest	41.85	245.11
21100.43	Wells Fargo Trust Investment Interest	2.99	22.39
21100.46	Wells Fargo Investment Investment Interest	107.36	958.21
21100.70	Vining Sparks Investment Interest	198.58	794.52
21100.80	Stifel Nicolaus & Company Investment Interest	.00	233.69
21100.99	SCV UHS Refunding Bond Investment Interest	.00	1.75
73160.0	Deposits	307,599.29	2,401,606.30
73750.0	Revenue Transfer	(200,000.00)	(401,326.63)
90930.0	Warrants Redeemed	(96,246.47)	(1,108,995.22)
91220.0	Disbursed by County Treasurer	(87,419.90)	(941,102.63)
	Ending Balance:	220,836.43	220,836.43

Monthly Statement Detail

Date	Notes	Doc #	Amount	C/D
6116421002 Superstition FMD Ground Transport Fund			Beginning Balance: 296,552.73	
21100.41 Wells Fargo Repo Investment Interest			Source Code Total: 41.85	
06/01	Investment Interest	0	41.85	C
21100.43 Wells Fargo Trust Investment Interest			Source Code Total: 2.99	
06/05	Investment Interest	0	2.99	C
21100.46 Wells Fargo Investment Investment Interest			Source Code Total: 107.36	
06/01	Investment Interest	0	60.90	C
06/05	Investment Interest	0	13.51	C
06/12	Investment Interest	0	2.46	C
06/30	Investment Interest	0	30.49	C
21100.70 Vining Sparks Investment Interest			Source Code Total: 198.58	
06/08	Investment Interest	0	26.44	C
06/20	Investment Interest	0	31.36	C
06/22	Investment Interest	0	72.56	C
06/26	Investment Interest	0	30.33	C
06/27	Investment Interest	0	37.89	C
73160.0 Deposits			Source Code Total: 307,599.29	
06/01	WIRED MONEY TO GROUND TRANSPORT FUND	0	56,600.00	C
06/07	WIRED MONEY TO GROUND TRANSPORT FUND	0	72,200.00	C
06/15	WIRED MONEY TO GROUND TRANSPORT FUND	0	68,600.00	C
06/19	150.20.62140.20 Horton-PSS/inv 4130/ck 1989	0	1,025.95	C
06/22	WIRED MONEY TO GROUND TRANSPORT FUND	0	59,000.00	C
06/29	WIRED MONEY TO GROUND TRANSPORT FUND	0	49,400.00	C
06/30	150.10.47180.10 ProfessionalCredit/In 4141/ck 9297	0	773.34	C
73750.0 Revenue Transfer			Source Code Total: (200,000.00)	
06/29	Transfer to 100 General Fund	0	(150,000.00)	C
06/29	Transfer to 200 Capital Fund	0	(50,000.00)	C
90930.0 Warrants Redeemed			Source Code Total: (96,246.47)	

(B) \$350.78
 (C)
 (D)
 (E)

(E)



Pinal County Treasurer

Monthly Statement

Date Range: 6/1/2017 to 6/30/2017

06/01	Paid Warrants	0	(11,340.51)	D
06/02	Paid Warrants	0	(685.05)	D
06/05	Paid Warrants	0	(49.58)	D
06/07	Paid Warrants	0	(3,340.64)	D
06/08	Paid Warrants	0	(8,681.46)	D
06/12	Paid Warrants	0	(1,529.12)	D
06/13	Paid Warrants	0	(16,668.36)	D
06/14	Paid Warrants	0	(1,006.01)	D
06/15	Paid Warrants	0	(676.60)	D
06/19	Paid Warrants	0	(458.30)	D
06/20	Paid Warrants	0	(1,079.52)	D
06/21	Paid Warrants	0	(12,127.54)	D
06/22	Paid Warrants	0	(5,669.77)	D
06/23	Paid Warrants	0	(560.64)	D
06/26	Paid Warrants	0	(29.93)	D
06/27	Paid Warrants	0	(848.28)	D
06/28	Paid Warrants	0	(17,614.69)	D
06/29	Paid Warrants	0	(2,391.22)	D
06/30	Paid Warrants	0	(11,489.25)	D
91220.0 Disbursed by County Treasurer			Source Code Total: (87,419.90)	
06/14	Ambulatory Emp Payroll Direct Deposit	0	(27,447.88)	D
06/14	District Fed & State P/R Taxes	0	(10,570.81)	D
06/14	District 457, union dues, pac	0	(5,669.44)	D
06/28	Ambulatory Employees Payroll Direct Deposit	0	(27,481.85)	D
06/28	District Federal & State P/R Taxes	0	(10,537.73)	D
06/28	District 457, union dues, pac	0	(5,712.19)	D
6116421002 Superstition FMD Ground Transport Fund			Ending Balance: 220,836.43	

Warrant Detail

Payee Name	Warrant	Amount	Issue Dt	Status Dt	Voucher
6116421002 Superstition FMD Ground Transport Fund					Account Total: 161,317.64
Fund: 1130					Fund Total: 135,151.48
Status: OUTS					Status Total: 52,950.66 14
APACHE JUNCTION UNIFIED	1130001021	1,263.92	04/12/17	04/12/17	
PATRICK J HALLIMAN JR	1130001105	993.64	05/03/17	05/03/17	
APACHE JUNCTION UNIFIED	1130001121	1,281.14	05/17/17	05/18/17	
LINDA G OVERACKER	1130001171	87.01	06/06/17	06/06/17	
THOMAS M GLATZ	1130001172	104.38	06/06/17	06/06/17	
APACHE JUNCTION UNIFIED	1130001184	1,548.35	06/14/17	06/14/17	
AARON COSTELLO	1130001189	1,435.00	06/14/17	06/14/17	
AFLAC	1130001200	364.14	06/21/17	06/21/17	
PROPHET NETWORK INTEGRATION,IN	1130001213	1,740.01	06/21/17	06/21/17	
AA COOLING AND HEATING LLC	1130001215	106.65	06/29/17	06/29/17	
WATER UTILITIES COMM FD DBA	1130001216	22.25	06/29/17	06/29/17	
ARIZONA WATER COMPANY, INC.	1130001217	161.11	06/29/17	06/29/17	
BOUND TREE MEDICAL LLC	1130001218	11,525.41	06/29/17	06/29/17	
BUD'S BULK ICE SERVICE, INC	1130001219	179.19	06/29/17	06/29/17	
CHASE MASTER CARD	1130001220	142.50	06/29/17	06/29/17	
CITY OF MESA	1130001221	8,531.67	06/29/17	06/29/17	
COPPERSMITH BROCKELMAN PLC	1130001222	315.00	06/29/17	06/29/17	
CRISIS PREPARATION & RECOVERY	1130001223	250.00	06/29/17	06/29/17	
EAST PENN MANUFACTURING CO, IN	1130001224	251.95	06/29/17	06/29/17	
ST HELEN AUTO & HARDWARE, INC.	1130001225	25.51	06/29/17	06/29/17	
ERICK FUENTES	1130001226	885.60	06/29/17	06/29/17	
WEX BANK DBA	1130001227	524.47	06/29/17	06/29/17	
HEALTHCARE MEDICAL WASTE, INC	1130001228	279.91	06/29/17	06/29/17	
PROFESSIONAL SALES & SERVICE	1130001229	2.92	06/29/17	06/29/17	
INTERMEDI	1130001230	12,879.13	06/29/17	06/29/17	



Monthly Statement

Date Range: 6/1/2017 to 6/30/2017

MAGIC PEST CONTROL	1130001231	203.92	06/29/17	06/29/17
PITNEY BOWES	1130001232	46.63	06/29/17	06/29/17
TIGER MECHANICAL SERVICES LLC	1130001233	250.02	06/29/17	06/29/17
UNIFIRST CORPORATION	1130001234	271.73	06/29/17	06/29/17
WELLS FARGO BARNK, N.A.	1130001235	4,525.96	06/29/17	06/29/17
AZ DEPT OF REVENUE-SALES TAX	1130001236	4.66	06/29/17	06/29/17
COOKSON DOOR SALES OF AZ, INC	1130001237	78.64	06/30/17	06/30/17
SALT RIVER PROJECT	1130001238	2,668.24	06/30/17	06/30/17
Status: PAID				Status Total: 78,576.72
CIGNA MEDICAL GROUP	1130000841	217.47	02/08/17	06/19/17
JOSEPH L CONNOLLY	1130001103	90.63	05/03/17	06/01/17
WATER UTILITIES COMM FD DBA	1130001145	20.78	05/24/17	06/02/17
ARIZONA WATER COMPANY, INC.	1130001146	20.55	05/24/17	06/02/17
FIRST CHOICE AUTO GLASS, INC.	1130001148	397.75	05/24/17	06/02/17
LIBERTY WATER COMPANY, INC.	1130001150	49.58	05/24/17	06/05/17
INTERMEDIX	1130001151	11,249.88	05/24/17	06/01/17
ARIZONA WATER COMPANY, INC.	1130001154	95.19	05/31/17	06/08/17
BANNER GOLDFIELD MEDICAL CEN	1130001155	331.80	05/31/17	06/07/17
BANNER BAYWOOD MEDICAL CENTER	1130001156	261.00	05/31/17	06/07/17
BANNER DESERT MEDICAL CENTER	1130001157	46.00	05/31/17	06/27/17
MATLICK ENTERPRISES INC DBA	1130001158	2,747.84	05/31/17	06/07/17
AA COOLING AND HEATING LLC	1130001159	471.64	06/06/17	06/14/17
AETNA BEHAVIORAL HEALTH, LLC	1130001160	414.72	06/06/17	06/15/17
AMERICAN EXPRESS CORPORATE	1130001161	44.16	06/06/17	06/13/17
AZ DEPT OF REVENUE-SALES TAX	1130001162	6.78	06/06/17	06/13/17
ARIZONAWATERCONDITIONING DBA	1130001163	145.91	06/06/17	06/15/17
BUD'S BULK ICE SERVICE, INC	1130001164	115.39	06/06/17	06/19/17
EMPLOYERS DENTAL SERVICES, INC	1130001165	892.53	06/06/17	06/13/17
WEX BANK DBA	1130001166	413.20	06/06/17	06/14/17
PROFESSIONAL SALES & SERVICE	1130001167	75.00	06/06/17	06/20/17
MEDIACOM	1130001168	2,459.16	06/06/17	06/13/17
MEDIACOM	1130001169	160.37	06/06/17	06/13/17
UNITED HEALTHCARE INSURANCE CO	1130001170	115.97	06/06/17	06/15/17
DARLENE CHOUINARD	1130001173	93.48	06/06/17	06/20/17
PATRICIA HARBER	1130001174	94.21	06/06/17	06/20/17
SALT RIVER PROJECT	1130001175	1,529.12	06/06/17	06/12/17
SOLVENT RECY-CLEAN, INC	1130001176	37.67	06/06/17	06/13/17
SOUTHWEST GAS CORPORATION	1130001177	46.46	06/06/17	06/13/17
STANDARD INSURANCE COMPANY	1130001178	816.83	06/06/17	06/20/17
SUPERSTITION MOUNTAINS CFD #1	1130001179	121.17	06/06/17	06/14/17
UNIFIRST CORPORATION	1130001180	271.68	06/06/17	06/13/17
UNITED HEALTHCARE INSURANCE CO	1130001181	12,749.55	06/06/17	06/13/17
VISION SERVICE PLAN	1130001182	125.44	06/06/17	06/19/17
ALLIED WASTE TRANS, INC.	1130001183	171.01	06/14/17	06/22/17
AZ DEPT OF HEALTH SERVICES	1130001185	250.00	06/14/17	06/23/17
BOUND TREE MEDICAL LLC	1130001186	4,887.09	06/14/17	06/22/17
BUD'S BULK ICE SERVICE, INC	1130001187	67.88	06/14/17	06/21/17
CITY OF APACHE JUNCTION	1130001188	1,950.52	06/14/17	06/21/17
HEALTHQUITY, INC	1130001190	55.30	06/14/17	06/22/17
CENTURYLINK	1130001192	544.37	06/14/17	06/29/17
SHRED-IT USA LLC	1130001193	41.56	06/14/17	06/21/17
SUPERSTITION SAFETY SERV, LLC	1130001194	29.93	06/14/17	06/26/17
TOSHIBA BUSINESS SOLUTIONS, INC	1130001195	734.40	06/14/17	06/27/17
MATLICK ENTERPRISES INC DBA	1130001196	70.00	06/14/17	06/21/17
VERIZON WIRELESS SERVICES LLC	1130001197	310.64	06/14/17	06/23/17
BILLY WARREN	1130001198	1,784.32	06/14/17	06/21/17
AA COOLING AND HEATING LLC	1130001199	23.31	06/21/17	06/29/17
WATER UTILITIES COMM FD DBA	1130001201	153.34	06/21/17	06/29/17
ARIZONA WATER COMPANY, INC.	1130001202	154.88	06/21/17	06/29/17
BANNER GOLDFIELD MEDICAL CEN	1130001203	880.80	06/21/17	06/29/17
BANNER GATEWAY MEDICAL CENTER	1130001204	2.30	06/21/17	06/29/17
BANNER BAYWOOD MEDICAL CENTER	1130001205	454.50	06/21/17	06/29/17

(M)



Pinal County Treasurer

Monthly Statement

Date Range: 6/1/2017 to 6/30/2017

CITY OF MESA	1130001206	11,069.50	06/21/17	06/30/17	
BANNER DESERT MEDICAL CENTER	1130001207	52.10	06/21/17	06/29/17	
LIBERTY WATER COMPANY, INC.	1130001208	53.37	06/21/17	06/28/17	
ROBERT HORNE FORD	1130001209	419.75	06/21/17	06/30/17	
INTERMEDIX	1130001210	13,745.32	06/21/17	06/28/17	
PHOENIX TECHNOLOGY SOLUTIONS	1130001211	66.00	06/21/17	06/28/17	
GARY A. SMITH, MD, PLLC	1130001212	3,750.00	06/21/17	06/28/17	
GINCO PLUMBING LLC	1130001214	125.62	06/21/17	06/29/17	
Status: VOID					Status Total: 3,624.10
EMPLOYERS DENTAL SERVICES, INC	1130001008	904.64	04/05/17	06/29/17	
BANNER DESERT MEDICAL CENTER	1130001060	35.00	04/19/17	06/29/17	
PROPHET NETWORK INTEGRATION,IN	1130001152	944.45	05/24/17	06/14/17	
PROPHET NETWORK INTEGRATION,IN	1130001191	1,740.01	06/14/17	06/21/17	
Fund: 1131					Fund Total: 26,166.16
Status: OUTS					Status Total: 8,496.41 (I)
RETIREMENT SYSTEM, ARIZONA STATE	1131000111	7,940.04	06/30/17	06/28/17	
EQUITY, HEALTH	1131000112	556.37	06/30/17	06/28/17	
Status: PAID					Status Total: 17,669.75
KYLE STANLEY	1131000106	245.97	05/05/17	06/02/17	
RETIREMENT SYSTEM, ARIZONA STATE	1131000107	8,029.90	06/02/17	06/08/17	
EQUITY, HEALTH	1131000108	556.37	06/02/17	06/08/17	
RETIREMENT SYSTEM, ARIZONA STATE	1131000109	8,281.14	06/16/17	06/21/17	
EQUITY, HEALTH	1131000110	556.37	06/16/17	06/22/17	
	Count	Amount			
Total OUTS:	35	61,447.07			
Total PAID:	66	96,246.47			
Total VOID:	4	3,624.10			

CASH RECEIPTS

June 2017 Transport

Date	Control #	Amount	Account #	Description	
6/1/2017		56,600.00		wire transfer	(2)
		\$ 56,600.00			
6/7/2017		72,200.00		wire transfer	(3)
		\$ 72,200.00			
6/15/2017		68,600.00		wire transfer	(4)
		\$ 68,600.00			
6/19/2017	289274	1,025.95	150.20.62140.20	Horton-PSS/inv 4130/ck 1989	(1)
		1,025.95			
6/22/2017		59,000.00		wire transfer	(5)
		59,000.00			
6/29/2017		49,400.00		wire transfer	(6)
		49,400.00			
6/30/2017	289275	773.34	150.10.47180.10	ProfessionalCredit/in 4141/ck 92978	(1)
		773.34			
June 2017 Totals		307,599.29			

(C)

Superstition Fire & Medical District
AR Payment Register (Current and History - Detail)

Bank ID: Equal To m

Check No. / Payment ID	Payee Name / Customer Name	Invoice No. / Account Number	Amount Paid
BANK: M - GROUND TRANSPORT FUND CHECKING			
DEPOSIT: 2,134	DATE: 06/19/17		
289274 / 1989	PSS-Horton/inv 4130/ck 1989	Check	\$1,025.95
	Professional Sales & Service (PSS/HORTON)	Invoice : 004130	\$134.00
	Professional Sales & Service (PSS/HORTON)	Invoice : 004130	\$65.00
	Professional Sales & Service (PSS/HORTON)	Invoice : 004130	\$257.00
	Professional Sales & Service (PSS/HORTON)	Invoice : 004130	\$569.95
		CHECK # 289274 / 1989 TOTAL:	\$1,025.95
		DEPOSIT 2,134 TOTAL:	\$1,025.95
DEPOSIT: 2,141	DATE: 06/30/17		
289275 / 92978	ProfessionalCredit/4141/92978	Check	\$773.34
	(ONETIMECUST)	Invoice : 004141	\$773.34
		CHECK # 289275 / 92978 TOTAL:	\$773.34
		DEPOSIT 2,141 TOTAL:	\$773.34
		TOTAL FOR BANK ID: M	\$1,799.29
		GRAND TOTAL OF ALL CHECKS:	\$1,799.29
		GRAND TOTAL OF ALL CREDIT CARDS:	\$0.00
		GRAND TOTAL OF ALL CASH:	\$0.00
		GRAND TOTAL OF ALL EFT:	\$0.00
		GRAND TOTAL OF ALL PAYMENTS:	\$1,799.29
		GRAND TOTAL OF ALL ADJUSTMENTS:	\$0.00
		COMBINED TOTAL:	\$1,799.29

①

CONTROL # 303057

PINAL COUNTY TREASURER RECEIPT

RECEIPT # 211134

303057

E-MAIL RECEIPT

Depositor Name: SUPERSTITION FIRE & MED DISTRICT

DATE: 6/1/2017

Depositor Location: 565 NORTH IDAHO ROAD-APACHE JUNCTION, AZ 85219

COST CENTER	FINANCE CODES				TREASURER CODES			DESCRIPTION (LIMIT OF 50 CHARACTERS PER LINE)
	OBJECT	SUBSIDIARY	SUBLEDGER	SUB TYPE	GL ACCOUNT	SOURCE	AMOUNT	
				6-	1642-1002	73160	56,600.00	WIRED MONEY TO GROUND TRANSPORT FUND
				6-	1642-1001	73160	(D) 56,600.00	WIRED MONEY TO GENERAL FUND
Total Deposit							\$56,600.00	

Cash:	\$0.00
Checks:	\$0.00
Direct Deposit:	\$56,600.00
Credit Card:	\$0.00
TOTAL DEPOSIT:	\$56,600.00

Department Signature: _____ Date: _____

Extension: _____

Treasurer Signature: _____ Date: _____

DEPARTMENT

Receipt Form

CONTROL # 303090

PINAL COUNTY TREASURER RECEIPT

RECEIPT #

303090

E-MAIL RECEIPT

Depositor Name: SUPERSTITION FIRE & MED DISTRICT

DATE: 6/7/2017

Depositor Location: 565 NORTH IDAHO ROAD-APACHE JUNCTION, AZ 85219

FINANCE CODES		TREASURER CODES			DESCRIPTION (LIMIT OF 50 CHARACTERS PER LINE)			
COST CENTER	OBJECT	SUBSIDIARY	SUBLEDGER	SUB TYPE		GL ACCOUNT	SOURCE	AMOUNT
				6-	1642-1002	73160	72,200.00	WIRED MONEY TO GROUND TRANSPORT FUND
				6-	1642-1001	73160	(3)	WIRED MONEY TO GENERAL FUND
					Total Deposit		\$72,200.00	

Cash: _____ \$0.00

Checks: _____ \$0.00

Direct Deposit: _____ \$72,200.00

Credit Card: _____ \$0.00

TOTAL DEPOSIT: _____ **\$72,200.00**

Department Signature: _____ Extension: _____ Date: 6/7/17

Treasurer Signature: _____ Date: 6/7/17

DEPARTMENT

Receipt Form

CONTROL # 303515

PINAL COUNTY TREASURER RECEIPT

RECEIPT # 2111334

303515 E-MAIL RECEIPT

Depositor Name: SUPERSTITION FIRE & MED DISTRICT

DATE: 6/15/2017

Depositor Location: 565 NORTH IDAHO ROAD-APACHE JUNCTION, AZ 85219

FINANCE CODES			TREASURER CODES			DESCRIPTION (LIMIT OF 50 CHARACTERS PER LINE)		
COST CENTER	OBJECT	SUBSIDIARY	SUBLEDGER	SUB TYPE	GL ACCOUNT		SOURCE	AMOUNT
				6-	1642-1002	73160	68,600.00	WIRED MONEY TO GROUND TRANSPORT FUND WIRED MONEY TO GENERAL FUND
				6-	1642-1001	73160	20.00	
Total Deposit							\$68,620.00	

Cash: \$0.00

Checks: \$0.00

Direct Deposit: \$68,620.00

Credit Card: \$0.00

TOTAL DEPOSIT: \$68,620.00

Department Signature: _____ Date: 6/15/17

Treasurer Signature: _____ Date: 6/15/17

DEPARTMENT

Receipt Form

CONTROL # 303642

PINAL COUNTY TREASURER RECEIPT

RECEIPT #

042178

303642

E-MAIL RECEIPT

Depositor Name: SUPERSTITION FIRE & MED DISTRICT

DATE: 6/22/2017

Depositor Location: 565 NORTH IDAHO ROAD-APACHE JUNCTION, AZ 85219

FINANCE CODES				TREASURER CODES			DESCRIPTION (LIMIT OF 50 CHARACTERS PER LINE)	
COST CENTER	OBJECT	SUBSIDIARY	SUBLEDGER	SUB TYPE	GL ACCOUNT	SOURCE		AMOUNT
				6-11642-1002	73160	73160	59,000.00	WIRED MONEY TO GROUND TRANSPORT FUND
				6-11642-1001	73160	73160	⑤	WIRED MONEY TO GENERAL FUND

Total Deposit \$59,000.00

Cash: \$0.00

Checks: \$0.00

Direct Deposit: \$59,000.00

Credit Card: \$0.00

TOTAL DEPOSIT: \$59,000.00

Department Signature: *JRM* Extension: _____ Date: 6/22/17

Treasurer Signature: *CHA* Date: 6/22/17

VALIDATED

Receipt Form

CONTROL # 303854

PINAL COUNTY TREASURER RECEIPT

RECEIPT # 242414

303854

E-MAIL RECEIPT

Depositor Name: SUPERSTITION FIRE & MED DISTRICT

DATE: 6/29/2017

Depositor Location: 565 NORTH IDAHO ROAD-APACHE JUNCTION, AZ 85219

COST CENTER	FINANCE CODES			TREASURER CODES			DESCRIPTION (LIMIT OF 50 CHARACTERS PER LINE)	
	OBJECT	SUBSIDIARY	SUBLEDGER	SUB TYPE	GL ACCOUNT	SOURCE		AMOUNT
				6	1642-1002	73160	49,400.00	WIRED MONEY TO GROUND TRANSPORT FUND
				6	1642-1001	73160		WIRED MONEY TO GENERAL FUND
Total Deposit							\$49,400.00	

Cash: \$0.00

Checks: \$0.00

Direct Deposit: \$49,400.00

Credit Card: \$0.00

TOTAL DEPOSIT: \$49,400.00

Department Signature: _____ Extension: _____ Date: 6/29/17

Treasurer Signature: _____ Date: _____

Superstition Fire & Medical District
AP Check Register (Current and History by Bank)

Check Dates: 6/1/2017 to 6/30/2017

Check No.	Date	Status	Vendor ID	Payee Name	Amount
BANK ID: M - GROUND TRANSPORT FUND CHECKING					150-10-10100-10 - Fund Cash (Transport)
1008	06/29/17	V	06/29/17	EMPDSI Employers Dental Services, Inc	(\$904.64)
* 1060	06/29/17	V	06/29/17	DES001 Banner Desert Medical Center	(\$35.00)
* 1152	06/14/17	V	06/14/17	PNI Prophet Network Integration,In	(\$944.45)
* 1159	06/06/17	P		AACOOOL AA Cooling and Heating LLC	\$471.64
1160	06/06/17	P		AETNA Aetna Behavioral Health, LLC	\$414.72
1161	06/06/17	P		AMEEX American Express Corporate	\$44.16
1162	06/06/17	P		ARIDER AZ Dept of Revenue-Sales Tax	\$6.78
1163	06/06/17	P		ARIWCI ArizonaWaterConditioning dba	\$145.91
1164	06/06/17	P		BUDICS Bud's Bulk Ice Service, Inc	\$115.39
1165	06/06/17	P		EMPDSI Employers Dental Services, Inc	\$892.53
1166	06/06/17	P		GLOBFL Wex Bank dba	\$413.20
1167	06/06/17	P		HORTON Professional Sales & Service	\$75.00
1168	06/06/17	P		MEDIA Mediacom	\$2,459.16
1169	06/06/17	P		MEDIA Mediacom	\$160.37
1170	06/06/17	P		ONETIM UNITED HEALTHCARE INSURANCE CO	\$115.97
1171	06/06/17	P		ONETIM LINDA G OVERACKER	\$87.01
1172	06/06/17	P		ONETIM THOMAS M GLATZ	\$104.38
1173	06/06/17	P		ONETIM DARLENE CHOUINARD	\$93.48
1174	06/06/17	P		ONETIM PATRICIA HARBER	\$94.21
1175	06/06/17	P		SAL001 Salt River Project	\$1,529.12
1176	06/06/17	P		SOLREC Solvent Recy-Clean, Inc	\$37.67
1177	06/06/17	P		SOU001 Southwest Gas Corporation	\$46.46
1178	06/06/17	P		STANIC Standard Insurance Company	\$816.83
1179	06/06/17	P		SUPMCN Superstition Mountains CFD #1	\$121.17
1180	06/06/17	P		UNICOR Unifirst Corporation	\$271.68
1181	06/06/17	P		UNIHEC United HealthCare Insurance Co	\$12,749.55
1182	06/06/17	P		VSP001 Vision Service Plan	\$125.44
1183	06/14/17	P		ALLWSI Allied Waste Trans, Inc.	\$171.01
1184	06/14/17	P		APAJUS Apache Junction Unified	\$1,548.35
1185	06/14/17	P		AZDOHS AZ Dept of Health Services	\$250.00
1186	06/14/17	P		BOUTC Bound Tree Medical LLC	\$4,887.09
1187	06/14/17	P		BUDICS Bud's Bulk Ice Service, Inc	\$67.88
1188	06/14/17	P		CITOAJ City of Apache Junction	\$1,950.52
1189	06/14/17	P		COSTA Aaron Costello	\$1,435.00
1190	06/14/17	P		HEALEQ HealthEquity, Inc	\$55.30
1191	06/14/17	P		PNI Prophet Network Integration,In	\$1,740.01
1191	06/21/17	V	06/21/17	PNI Prophet Network Integration,In	(\$1,740.01)
1192	06/14/17	P		QWEST CenturyLink	\$544.37
1193	06/14/17	P		SHREIT Shred-it USA LLC	\$41.56
1194	06/14/17	P		SUPSAF Superstition Safety Serv, LLC	\$29.93
1195	06/14/17	P		TOSHBS Toshiba Business Solutions,Inc	\$734.40
1196	06/14/17	P		UNI001 Matlick Enterprises Inc dba	\$70.00
1197	06/14/17	P		VERW Verizon Wireless Services LLC	\$310.64
1198	06/14/17	P		WARB Billy Warren	\$1,784.32
1199	06/21/17	P		AACOOOL AA Cooling and Heating LLC	\$23.31
1200	06/21/17	P		AFLAC AFLAC	\$364.14
1201	06/21/17	P		APAJWC Water Utilities Comm FD dba	\$153.34
1202	06/21/17	P		ARI001 Arizona Water Company, Inc.	\$154.88
1203	06/21/17	P		BANGMC Banner Goldfield Medical Cen	\$880.80
1204	06/21/17	P		BANGW Banner Gateway Medical Center	\$2.30
1205	06/21/17	P		BANHS Banner Baywood Medical Center	\$454.50
1206	06/21/17	P		CITOM City of Mesa	\$11,069.50
1207	06/21/17	P		DES001 Banner Desert Medical Center	\$52.10
1208	06/21/17	P		GOLCAS Liberty Water Company, Inc.	\$53.37
1209	06/21/17	P		HORNFO Robert Horne Ford	\$419.75
1210	06/21/17	P		INTERM Intermedix	\$13,745.32

* Check Status Types: "P" - Printed ; "M" - Manual ; "V" - Void (Void Date) ; "A" - Application; "E" - EFT
** Denotes broken check sequence.

Superstition Fire & Medical District
AP Check Register (Current and History by Bank)
 Check Dates: 6/1/2017 to 6/30/2017

Check No.	Date	Status	Vendor ID	Payee Name	Amount
1211	06/21/17	P	PTS001	Phoenix Technology Solutions	\$66.00
1212	06/21/17	P	SMIG	Gary A. Smith, MD, PLLC	\$3,750.00
1213	06/21/17	P	PNI	Prophet Network Integration,In	\$1,740.01
1214	06/21/17	P	GINCOP	Ginco Plumbing LLC	\$125.62
1215	06/29/17	P	AACOOOL	AA Cooling and Heating LLC	\$106.65
1216	06/29/17	P	APAJWC	Water Utilities Comm FD dba	\$22.25
1217	06/29/17	P	ARI001	Arizona Water Company, Inc.	\$161.11
1218	06/29/17	P	BOUTC	Bound Tree Medical LLC	\$11,525.41
1219	06/29/17	P	BUDICS	Bud's Bulk Ice Service, Inc	\$179.19
1220	06/29/17	P	CHASEM	Chase Master Card	\$142.50
1221	06/29/17	P	CITOM	City of Mesa	\$8,531.67
1222	06/29/17	P	COPPBR	Coppersmith Brockelman PLC	\$315.00
1223	06/29/17	P	CRPRRI	Crisis Preparation & Recovery	\$250.00
1224	06/29/17	P	DEKABA	East Penn Manufacturing Co, In	\$251.95
1225	06/29/17	P	FROACE	St Helen Auto & Hardware, Inc.	\$25.51
1226	06/29/17	P	FUENE	Erick Fuentes	\$885.60
1227	06/29/17	P	GLOBFL	Wex Bank dba	\$524.47
1228	06/29/17	P	HEAMEW	Healthcare Medical Waste, Inc	\$279.91
1229	06/29/17	P	HORTON	Professional Sales & Service	\$2.92
1230	06/29/17	P	INTERM	Intermedix	\$12,879.13
1231	06/29/17	P	MAGPCI	Magic Pest Control	\$203.92
1232	06/29/17	P	PIT001	Pitney Bowes	\$46.63
1233	06/29/17	P	TIGMEC	Tiger Mechanical Services LLC	\$250.02
1234	06/29/17	P	UNICOR	Unifirst Corporation	\$271.73
1235	06/29/17	P	WELLSF	Wells Fargo Barnk, N.A.	\$4,525.96
1236	06/29/17	P	ARIDER	AZ Dept of Revenue-Sales Tax	\$4.66
1237	06/30/17	P	COOKDS	Cookson Door Sales of AZ, Inc	\$78.64
1238	06/30/17	P	SAL001	Salt River Project	\$2,668.24

BANK M REGISTER TOTAL: \$110,576.12

GRAND TOTAL : \$110,576.12

E

* Check Status Types: "P" - Printed ; "M" - Manual ; "V" - Void (Void Date); "A" - Application; "E" - EFT
 ** Denotes broken check sequence.

Superstition Fire & Medical District
 GL Account Ledger - Detail By Period
 6/1/2017 through 6/30/2017

7/3/17
 4:03:55 PM

Batch	Journal	Entry #	Date	Job	Document	Description	Debits	Credits	Balance
150-10-10150-10						PAYROLL ACCOUNT (TRANSPORT)			(\$979,143.27)
15322	PR	724139	06/02/17		107 - 1182	Payroll All Freq 5/28/2017	-	40,821.16	(1,019,964.43)
15324	Z	724163	06/02/17		JE0601	Pay Date 6.2.17 RcIs	-	10,014.38	(1,029,978.81)
15364	PR	724879	06/16/17		109 - 1220	Payroll All Freq 6/11/2017	-	41,954.83	(1,071,933.64)
15373	Z	725040	06/16/17		JE0603	PayDate 061617 RcIs Entry	-	10,570.81	(1,082,504.45)
15377	PR	725197	06/30/17		111 - 1257	Payroll All Freq 6/25/2017	-	41,690.45	(1,124,194.90)
15392	Z	725422	06/30/17		JE0607	Paydate 063017 RcIs	-	10,537.73	(1,134,732.63)
						PAYROLL ACCOUNT (TRANSPORT) TOTALS:	\$0.00	\$155,589.36	(\$1,134,732.63)
TOTAL OF LEDGER:							\$0.00	\$155,589.36	(\$1,134,732.63)

(F)

Commercial Checking Acct Public Funds

Account number: 4942920083 ■ June 1, 2017 - June 30, 2017 ■ Page 1 of 5

WELLS
FARGO

SUPERSTITION FIRE & MEDICAL DISTRICT
GROUND TRANSPORTATION
565 N IDAHO RD
APACHE JUNCTION AZ 85119-4014

Questions?

Call your Customer Service Officer or Client Services
1-800-AT WELLS (1-800-289-3557)
5:00 AM TO 6:00 PM Pacific Time Monday - Friday

Online: wellsfargo.com

Write: Wells Fargo Bank, N.A. (182)
PO Box 63020
San Francisco, CA 94163

Account summary

Commercial Checking Acct Public Funds



Account number	Beginning balance	Total credits	Total debits	Ending balance
4942920083	\$17,986.75	\$291,316.64	-\$305,952.47	\$3,350.92

Credits

Electronic deposits/bank credits

Effective date	Posted date	Amount	Transaction detail
	06/01	1,773.10	Noridian Azutmt Hcclaimpmt 170530 1184003220 TRN*1*889458445*1450173185~
	06/01	1,215.84	Bcbs of Arizona Hcclaimpmt 170530 1184003220 TRN*1*185492153*1860004538\
	06/01	490.21	Humana Ins CO Efpayment 170601 362703 TRN*1*001290032347440*1391263473\
	06/01	205.89	Bcbs of Arizona Hcclaimpmt 170530 1184003220 TRN*1*185493783*1860004538\
	06/01	34,950.00	WT Seq#95232 Superstition Fire & Med /Org=Superstition Fire & Medical Distri Srf# Gw0000004274512 Trn#170601095232 Rfb# 104
	06/02	1,266.07	Noridian Azutmt Hcclaimpmt 170601 1184003220 TRN*1*889462221*1450173185~
	06/02	901.95	Bcbs of Arizona Hcclaimpmt 170531 1184003220 TRN*1*185547424*1860004538\
	06/02	75.03	Aetna AS01 Hcclaimpmt 1184003220 TRN*1*817150540004826*1066033492\
	06/02	450.00	Merchant Service Merch Dep 170601 8029396648 Superstition Fire and
	06/05	19,764.64	Noridian Azutmt Hcclaimpmt 170602 1184003220 TRN*1*889465582*1450173185~
	06/06	2,688.93	Noridian Azutmt Hcclaimpmt 170603 1184003220 TRN*1*889469481*1450173185~
	06/06	1,723.82	Bcbs of Arizona Hcclaimpmt 170602 1184003220 TRN*1*186332171*1860004538\

Electronic deposits/bank credits (continued)

Effective date	Posted date	Amount	Transaction detail
	06/06	233.77	Bcbs of Arizona Hcclaimpmt 170602 1184003220 TRN*1*186337987*1860004538\
	06/06	215.50	Hhp Hcclaimpmt 170606 362703 TRN*1*001270015384282*1611013183\
	06/06	201.22	Humana Ins CO Hcclaimpmt 170606 362703 TRN*1*001290032400563*1391263473\
	06/07	2,991.31	Mercy Care Plan Hcclaimpmt 170606 00145658 TRN*1*4611051*1860527381*Ahcccs Acute\
	06/07	856.73	Mercy Care Plan Hcclaimpmt 170606 00145658 TRN*1*4611777*1860527381*Altcs General\
	06/07	41,000.00	WT Seq#73526 Superstition Fire & Med /Org=Superstition Fire & Medical Distri Srf# Gw0000004415921 Trn#170607073526 Rfb# 106
	06/08	1,278.37	Noridian Azutmt Hcclaimpmt 170607 1184003220 TRN*1*889477084*1450173185~
	06/08	89.55	Bcbs of Arizona Hcclaimpmt 170606 1184003220 TRN*1*186531165*1860004538\
	06/09	1,698.26	Ahcccs Programma Hcclaimpmt 170607 201706070390691 TRN*1*201706070390691*1866004791*Ffsv
	06/09	1,117.59	Noridian Azutmt Hcclaimpmt 170607 1184003220 TRN*1*889480911*1450173185~
	06/09	964.14	Bcbs of Arizona Hcclaimpmt 170607 1184003220 TRN*1*186583927*1860004538\
	06/09	365.30	Palmetto Gba Hcclaimpmt 170606 1184003220 TRN*1*800118183*1571062326~
	06/12	3,773.12	Bcbs of Arizona Hcclaimpmt 170608 1184003220 TRN*1*186637783*1860004538\
	06/12	201.16	Bcbs of Arizona Hcclaimpmt 170608 1184003220 TRN*1*186633082*1860004538\
	06/12	3,855.16	Merchant Service Merch Dep 170609 8029396648 Superstition Fire and
	06/13	7,262.59	Noridian Azutmt Hcclaimpmt 170610 1184003220 TRN*1*889486493*1450173185~
	06/13	438.86	Humana Ins CO Efpayment 170613 362703 TRN*1*001290032505215*1391263473\
	06/14	3,931.80	Mercy Care Plan Hcclaimpmt 170613 00145658 TRN*1*4616922*1860527381*Ahcccs Acute\
	06/14	1,847.08	Noridian Azutmt Hcclaimpmt 170612 1184003220 TRN*1*889489619*1450173185~
	06/14	1,121.24	Bcbs of Arizona Hcclaimpmt 170612 1184003220 TRN*1*186833726*1860004538\
	06/14	25.00	Merchant Service Merch Dep 170613 8029396648 Superstition Fire and
	06/15	1,061.02	Noridian Azutmt Hcclaimpmt 170614 1184003220 TRN*1*889493350*1450173185~
	06/15	444.48	Humana Ins CO Efpayment 170615 362703 TRN*1*001290032532915*1391263473\
	06/15	282.44	Palmetto Gba Hcclaimpmt 170612 1184003220 TRN*1*800154762*1571062326~
	06/15	212.64	Hhp Efpayment 170615 362703 TRN*1*001270015429613*1611013183\
	06/15	20.00	Pnp Billpayment 061217Set 170615 6500 Apache Junction Fire D

Electronic deposits/bank credits (continued)

Effective date	Posted date	Amount	Transaction detail
	06/15	38,620.00	WT Seq#90261 Superstition Fire & Med /Org=Superstition Fire & Medical Distri Srf# Gw00000004621916 Trn#170615090261 Rfb# 108
	06/16	2,184.03	Noridian Azutmt Hcclaimpmt 170615 1184003220 TRN*1*889497080*1450173185~
	06/16	292.41	Bcbs of Arizona Hcclaimpmt 170614 1184003220 TRN*1*186932925*1860004538\
	06/19	5,652.80	Noridian Azutmt Hcclaimpmt 170616 1184003220 TRN*1*889500734*1450173185~
	06/19	1,559.48	Bcbs of Arizona Hcclaimpmt 170615 1184003220 TRN*1*186982592*1860004538\
	06/19	207.64	Hhp Efpayment 170619 362703 TRN*1*001270015439811*1611013183\
	06/19	201.55	Bcbs of Arizona Hcclaimpmt 170615 1184003220 TRN*1*186988040*1860004538\
	06/19	1,475.52	Merchant Service Merch Dep 170617 8029396648 Superstition Fire and
	06/20	6,290.94	Hhp Efpayment 170620 362703 TRN*1*001270015449967*1611013183\
	06/20	660.81	Humana Ins CO Hcclaimpmt 170620 362703 TRN*1*001290032601757*1391263473\
	06/20	172.64	Humana Hmp PA Hcclaimpmt 170620 362703 TRN*1*015580099963136*1274460531\
	06/20	90.13	Bcbs of Arizona Hcclaimpmt 170616 1184003220 TRN*1*187033589*1860004538\
	06/21	4,859.14	Noridian Azutmt Hcclaimpmt 170617 1184003220 TRN*1*889504389*1450173185~
	06/21	1,451.19	Mercy Care Plan Hcclaimpmt 170620 00145658 TRN*1*4622765*1860527381*Ahcccs Acute\
	06/21	1,021.98	Aetna H09 Hcclaimpmt 1184003220 TRN*1*160616170006988*1066033492\
	06/21	185.65	Bcbs of Arizona Hcclaimpmt 170619 1184003220 TRN*1*187189380*1860004538\
	06/22	3,906.36	Noridian Azutmt Hcclaimpmt 170620 1184003220 TRN*1*889509374*1450173185~
	06/22	401.96	Bcbs of Arizona Hcclaimpmt 170620 1184003220 TRN*1*187231150*1860004538\
	06/22	319.98	Hhp Hcclaimpmt 170622 362703 TRN*1*001270015459225*1611013183\
	06/22	233.62	United Health Gr Hcclaimpmt 091000015527259 TRN*1*5527259*1272337487~
	06/22	92.46	Bcbs of Arizona Hcclaimpmt 170620 1184003220 TRN*1*187232216*1860004538\
	06/22	27,750.00	WT Seq108180 Superstition Fire & Med /Org=Superstition Fire & Medical Distri Srf# Gw00000004803032 Trn#170622108180 Rfb# 111
	06/23	2,172.03	Ahcccs Programma Hcclaimpmt 170621 201706210402309 TRN*1*201706210402309*1866004791*Fsv
	06/23	1,493.74	Noridian Azutmt Hcclaimpmt 170622 1184003220 TRN*1*889513293*1450173185~
	06/23	1,139.50	Aetna AS01 Hcclaimpmt 1184003220 TRN*1*817171510004561*1066033492\
	06/23	398.44	Palmetto Gba Hcclaimpmt 170620 1184003220 TRN*1*800221416*1571062326~

Electronic deposits/bank credits (continued)

Effective date	Posted date	Amount	Transaction detail
	06/23	272.58	Bcbs of Arizona Hcclaimpmt 170621 1184003220 TRN*1*187283208*1860004538\
	06/26	7,630.70	Noridian Azutmt Hcclaimpmt 170622 1184003220 TRN*1*889517063*1450173185~
	06/26	2,276.30	Palmetto Gba Hcclaimpmt 170621 1184003220 TRN*1*800232655*1571062326~
	06/26	223.06	United Health Gr Hcclaimpmt 091000015591403 TRN*1*5591403*1272337487~
	06/27	1,074.86	Bcbs of Arizona Hcclaimpmt 170623 1184003220 TRN*1*187380281*1860004538\
	06/27	275.94	Humana Ahp Hcclaimpmt 170627 362703 TRN*1*014740100038838*1611013183\
	06/27	94.80	Humana Ins CO Efpayment 170627 362703 TRN*1*001290032691273*1391263473\
	06/28	4,894.60	Noridian Azutmt Hcclaimpmt 170626 1184003220 TRN*1*889524499*1450173185~
	06/28	4,102.09	Mercy Care Plan Hcclaimpmt 170627 00145658 TRN*1*4628681*1860527381*Ahcccs Acute\
	06/28	418.77	Hhp Efpayment 170628 362703 TRN*1*001270015491286*1611013183\
	06/28	187.34	United Health Gr Hcclaimpmt 091000015689688 TRN*1*5689688*1272337487~
	06/28	101.94	Bcbs of Arizona Hcclaimpmt 170626 1184003220 TRN*1*187532774*1860004538\
	06/29	1,393.30	Noridian Azutmt Hcclaimpmt 170627 1184003220 TRN*1*889528300*1450173185~
	06/29	196.63	United Health Gr Hcclaimpmt 091000015734063 TRN*1*5734063*1272337487~
	06/29	19,700.00	WT Seq104308 Superstition Fire & Med /Org=Superstition Fire & Medical Distri Srf# Gw00000004978324 Trn#170629104308 Rfb# 113
	06/29	1,333.00	Merchant Service Merch Dep 170628 8029396648 Superstition Fire and
	06/30	3,312.92	Noridian Azutmt Hcclaimpmt 170628 1184003220 TRN*1*889532042*1450173185~
		\$291,316.64	Total electronic deposits/bank credits
		\$291,316.64	Total credits

Debits**Electronic debits/bank debits**

Effective date	Posted date	Amount	Transaction detail
	06/01	56,600.00	WT Seq#95250 Pinal County Treasurer /Bnf=Pinal County Master Srf# Gw00000004274752 Trn#170601095250 Rfb# 105
	06/02	132.47	Merchant Service Merch Fee 170531 8029396648 Superstition Fire and
	06/07	72,200.00	WT Seq#73535 Pinal County Treasurer /Bnf=Pinal County Master Srf# Gw00000004415750 Trn#170607073535 Rfb# 107



Electronic debits/bank debits (continued)

Effective date	Posted date	Amount	Transaction detail
	06/15	68,600.00	WT Seq#90918 Pinal County Treasurer /Bnf=Pinal County Master Srf# Gw00000004622501 Trn#170615090918 Rfb# 109
	06/15	20.00	WT Seq#93187 Pinal County Treasurer /Bnf=Pinal County Master Srf# Gw00000004623399 Trn#170615093187 Rfb# 110
	06/22	59,000.00	WT Seq108207 Pinal County Treasurer /Bnf=Pinal County Master Srf# Gw00000004803035 Trn#170622108207 Rfb# 112
	06/29	49,400.00	WT Seq104561 Pinal County Treasurer /Bnf=Pinal County Master Srf# Gw00000004978357 Trn#170629104561 Rfb# 114
		\$305,952.47	Total electronic debits/bank debits
		\$305,952.47	Total debits

Daily ledger balance summary

Date	Balance	Date	Balance	Date	Balance
05/31	17,986.75	06/12	13,400.94	06/22	58.38
06/01	21.79	06/13	21,102.39	06/23	5,534.67
06/02	2,582.37	06/14	28,027.51	06/26	15,664.73
06/05	22,347.01	06/15	48.09	06/27	17,110.33
06/06	27,410.25	06/16	2,524.53	06/28	26,815.07
06/07	58.29	06/19	11,621.52	06/29	38.00
06/08	1,426.21	06/20	18,836.04	06/30	3,350.92
06/09	5,571.50	06/21	26,354.00		
Average daily ledger balance		\$9,411.02			

Commercial Checking Acct Public Funds

Account number: 4797829967 ■ June 1, 2017 - June 30, 2017 ■ Page 1 of 2

WELLS
FARGO

SUPERSTITION FIRE & MEDICAL DISTRICT
TRANSPORT LOCKBOX ACCOUNT
565 N IDAHO RD
APACHE JUNCTION AZ 85119-4014

Questions?

Call your Customer Service Officer or Client Services
1-800-AT WELLS (1-800-289-3557)
5:00 AM TO 6:00 PM Pacific Time Monday - Friday

Online: wellsfargo.com

Write: Wells Fargo Bank, N.A. (182)
PO Box 63020
San Francisco, CA 94163

Account summary

Commercial Checking Acct Public Funds

Account number	Beginning balance	Total credits	Total debits	Ending balance
4797829967	\$40,406.51	\$131,830.24	-\$162,020.00	\$10,216.75 K

Credits

Deposits

Effective date	Posted date	Amount	Transaction detail
	06/01	3,512.11	Wholesale Lockbox Deposit Los Angeles Box 845500 Deposit 1
	06/02	5,131.57	Wholesale Lockbox Deposit Los Angeles Box 845500 Deposit 1
	06/05	20,910.29	Wholesale Lockbox Deposit Los Angeles Box 845500 Deposit 1
	06/06	9,182.77	Wholesale Lockbox Deposit Los Angeles Box 845500 Deposit 1
	06/07	4,601.58	Wholesale Lockbox Deposit Los Angeles Box 845500 Deposit 1
	06/08	4,707.62	Wholesale Lockbox Deposit Los Angeles Box 845500 Deposit 1
	06/09	2,587.86	Wholesale Lockbox Deposit Los Angeles Box 845500 Deposit 1
	06/12	13,089.90	Wholesale Lockbox Deposit Los Angeles Box 845500 Deposit 1
	06/13	9,702.45	Wholesale Lockbox Deposit Los Angeles Box 845500 Deposit 1
	06/14	787.45	Wholesale Lockbox Deposit Los Angeles Box 845500 Deposit 1
	06/15	6,393.44	Wholesale Lockbox Deposit Los Angeles Box 845500 Deposit 1
	06/16	5,609.77	Wholesale Lockbox Deposit Los Angeles Box 845500 Deposit 1
	06/19	10,076.69	Wholesale Lockbox Deposit Los Angeles Box 845500 Deposit 1
	06/20	4,651.70	Wholesale Lockbox Deposit Los Angeles Box 845500 Deposit 1
	06/21	2,095.02	Wholesale Lockbox Deposit Los Angeles Box 845500 Deposit 1
	06/22	3,363.91	Wholesale Lockbox Deposit Los Angeles Box 845500 Deposit 1
	06/23	1,842.74	Wholesale Lockbox Deposit Los Angeles Box 845500 Deposit 1
	06/26	11,219.53	Wholesale Lockbox Deposit Los Angeles Box 845500 Deposit 1
	06/27	1,608.56	Wholesale Lockbox Deposit Los Angeles Box 845500 Deposit 1
	06/28	1,706.39	Wholesale Lockbox Deposit Los Angeles Box 845500 Deposit 1



Deposits (continued)

Effective date	Posted date	Amount	Transaction detail
	06/29	6,171.26	Wholesale Lockbox Deposit Los Angeles Box 845500 Deposit 1
	06/30	2,877.63	Wholesale Lockbox Deposit Los Angeles Box 845500 Deposit 1
		\$131,830.24	Total deposits
		\$131,830.24	Total credits

Debits

Electronic debits/bank debits

Effective date	Posted date	Amount	Transaction detail
	06/01	34,950.00	WT Seq#95232 Superstition Fire & Med /Bnf=Superstition Fire & Medical Distri Srf# Gw00000004274512 Trn#170601095232 Rfb# 104
	06/07	41,000.00	WT Seq#73526 Superstition Fire & Med /Bnf=Superstition Fire & Medical Distri Srf# Gw00000004415921 Trn#170607073526 Rfb# 106
	06/15	38,620.00	WT Seq#90261 Superstition Fire & Med /Bnf=Superstition Fire & Medical Distri Srf# Gw00000004621916 Trn#170615090261 Rfb# 108
	06/22	27,750.00	WT Seq108180 Superstition Fire & Med /Bnf=Superstition Fire & Medical Distri Srf# Gw00000004803032 Trn#170622108180 Rfb# 111
	06/29	19,700.00	WT Seq104308 Superstition Fire & Med /Bnf=Superstition Fire & Medical Distri Srf# Gw00000004978324 Trn#170629104308 Rfb# 113
		\$162,020.00	Total electronic debits/bank debits
		\$162,020.00	Total debits

Daily ledger balance summary

Date	Balance	Date	Balance	Date	Balance
05/31	40,406.51	06/12	28,180.21	06/22	4,490.64
06/01	8,968.62	06/13	37,882.66	06/23	6,333.38
06/02	14,100.19	06/14	38,670.11	06/26	17,552.91
06/05	35,010.48	06/15	6,443.55	06/27	19,161.47
06/06	44,193.25	06/16	12,053.32	06/28	20,867.86
06/07	7,794.83	06/19	22,130.01	06/29	7,339.12
06/08	12,502.45	06/20	26,781.71	06/30	10,216.75
06/09	15,090.31	06/21	28,876.73		

Average daily ledger balance \$17,326.49

Superstition Fire & Medical District

Balance Sheet

As of 6/30/2017

FUND: (150) Not Defined

Assets

Current Assets

Fund Cash (Transport)	\$1,307,689.66	
Payroll Account (Transport)	(1,134,732.63)	
Total Current Assets		\$172,957.03 (L)
Total Assets		\$172,957.03

Liabilities and Equity

Current Liabilities

HSA Fees (Due to 3rd Party)	\$7.90	
Voluntary Long Term Disability Ins	(31.30)	
Voluntary Supplemental Life Insurance	14.87	
AFLAC	23.45	
Due To Other Funds	1,063,476.78	
Total Current Liabilities		\$1,063,491.70
Total Liabilities		\$1,063,491.70

Equity

Fund Balance - Transport Fund	\$(778,002.04)	
Current Year Profit/Loss	(112,532.63)	
Total Equity		(890,534.67)
Total Liabilities and Equity		\$172,957.03



Corporate Card Statement of Account

Sign-up For Online Statements
www.americanexpress.com/checkyourbill

Prepared For
BARB DUFFEL/CBA
SUPERSTITION FIRE

Account Number
XXXX-XXXXX6-21004

Closing Date
05/29/17

Page 1 of 3

Previous Balance \$	New Charges \$	Other Debits \$	Payments \$	Other Credits \$	Balance Please Pay By Due \$ 06/13/17
1,282.56	77.48	55.00	1,282.56	0.00	132.48

For important information regarding your account refer to page 2.

Payment is due in full. Please pay by 06/13/17 to allow time for your payment to be received by us and credited to your account.

To manage your Account online or to pay your bill, please visit us at corp.americanexpress.com. For additional contact information, please see the reverse side of this page.

Corporate Card Snapshot

Card Number	Card	New Charges + Other Debits	Payments + Other Credits
XXXX-XXXXX6-21004	BARB DUFFEL/CBA	0.00	-1,282.56
XXXX-XXXXX6-22028	PAUL BOURGEOIS	132.48	0.00
	Total	132.48	-1,282.56

Activity

Date reflects either transaction or posting date

Card Number	Reference Code	Amount \$
XXXX-XXXXX6-21004		
05/07/17	PAYMENT RECEIVED - THANK YOU 05/07 0460000000	980.27
06/07/17	PAYMENT RECEIVED - THANK YOU 06/07 0460000000	292.29
Total for BARB DUFFEL/CBA	New Charges/Other Debits	0.00
	Payments/Other Credits	-1,282.56

ACCT. # Amey
See spreadsheet
 APPROVAL: _____
 DATE PAID 6/6/17
 WARRANT # 1161

150
 \$ 4416

Please fold on the perforation below, detach and return with your payment

Do not staple or use paper clips

Payment Coupon

BARB DUFFEL/CBA
 SUPERSTITION FIRE
 565 N. IDAHO RD
 APACHE JUNCTION AZ 85119

Account Number 3787-506076-21004 Payable upon receipt in U.S. Dollars.

Please Pay By 06/13/17 Enter 15 digit account number on all payments.

Amount Due \$132.48

Checks or drafts must be drawn against banks located in the U.S.

Check here if address, telephone number, or e-mail address has changed. Note changes on reverse side.

Mail Payment to:

AMERICAN EXPRESS
 BOX 0001
 LOS ANGELES CA 90096-8000

0000378750607621004 000013248000007748 29HH



Prepared For
BARB DUFFEL/CBA
SUPERSTITION FIRE

Account Number
 XXXX-XXXXX6-21004

Closing Date
 05/29/17

Page 3 of 3

Activity Continued

Card Number XXXX-XXXXX6-22028		Reference Code	Amount \$
04/29/17	ANNUAL MEMBERSHIP RENEWAL FEE PERIOD 06/17 THRU 05/18	100F 14692 \$36 ⁶⁷ 00200000617 150F 14693	55.00
04/30/17	AMAZON.COM AMZN.COM/BILL REF# OMQVGMEOYU3 MERCHANDISE	04/30/17 WA 100F 14696 \$1146 150F 14699	17.19
05/01/17	AMAZON MKTPLACE PMTS AMZN.COM/BILL REF# U4MKJI89AU7 BOOK STORES	05/01/17 WA 100F 14696 \$6 ⁸⁹ 150F 14699	9.44
05/21/17	AMAZON MKTPLACE PMTS AMZN.COM/BILL REF# K244YKIHCUJ BOOK STORES	05/21/17 WA 100F 14696 \$33 ⁹⁰ 150F 14699	50.85
Total for PAUL BOURGEOIS		New Charges/Other Debits Payments/Other Credits	132.48 0.00

All Accounts (...9228)

Account Info		Payment Info	
Current balance	\$381.06	Balance last statement (06/10/2017)	\$773.03
Pending charges	\$0.00	Minimum payment due	\$0.00
Available credit	\$29,618.94	Payment due date	07/04/2017

Posted Activity

Since Last Statement

Trans Date	Post Date	Type	Description	Expense Category	Amount
06/23/2017	06/23/2017	Sale	AMAZON MKTPLACE PMTS	Recreation	\$29.56
06/19/2017	06/19/2017	Payment	Payment ThankYou Image	Miscellaneous	-\$157.43
06/19/2017	06/19/2017	Payment	Payment ThankYou Image	Miscellaneous	-\$615.60
06/14/2017	06/15/2017	Sale	AMAZON MKTPLACE PMTS	Recreation	\$24.00
06/13/2017	06/15/2017	Return	HVACSTORES.COM	Home Repair	-\$100.00
06/12/2017	06/13/2017	Sale	COSTCO *BUS CENTER 827	Miscellaneous	\$427.50

773.03

14719

381.06

100
296.20

150
142.50

(M)

6/29/17
1020

Superstition Fire & Medical District Monthly Pinal County Treasurer's Bank Account Reconciliation

200 Capital Projects Fund

Reconciliation References:


- A Previous month's bank ending balance / current month's bank beginning balance
- B Interest Income
- C Current month's revenue transfer in from 150 Fund
- D Current month's Accounts Payable disbursements
- D Current month's bank ending balance
- E Accounts Payable checks outstanding at month-end
- F Cash Balance per G/L Balance Sheet



Superstition Fire & Medical District
Capital Project (Fund 200) Cash Reconciliation
Fiscal Year 2016 - 2017
6/30/2017



	Deposits (Cash Receipts)	Cash Disbursements	Book Balance
Book Balance as of: 6/1/2017			\$866,882.78 (A)
<u>Activity During the Month</u>			
Journal Entries:			
Interest Income (Expense):	1,057.75		1,057.75 (B)
Deposits			-
Revenue Transfer	50,000.00		50,000.00 (C)
Cash Disbursements:			
A) Accounts Payable		(11,618.14)	(11,618.14) (D)
B) Transfer In / Out			-
C) Refund Interest			-
	\$51,057.75	(11,618.14)	\$906,322.39
<u>Pinal County Bank Balance</u>			\$ 906,322.39 (E)
Ending Bank Balance as of: 6/30/2017		Balance from YTD Column	\$ 906,322.39
Less: Outstanding Warrants		Check # 490	
		(220.00)	-
			(220.00) (F)
			\$ 906,102.39
Prepared by: <u>Frank Duke 7/3/17</u>			\$ 906,102.39 (G)
Reviewed by: <u>Roger Nord 7/6/17</u>			Difference \$ -



Pinal County Treasurer

Monthly Statement

Date Range: 6/1/2017 to 6/30/2017

Account	Period	YTD		
6116421101	Superstition Fire & Medical Dist Capital Projects			
Begin Balance:	(A) 866,882.78	1,388,271.97		
Income:	51,057.75	60,255.37		
LOC Advance:	.00	.00		
Expense:	(11,618.14)	(542,204.95)	LOC:	.00
LOC Payments:	.00	.00	Warrants Outstanding:	(220.00)
Cash Balance:	(E) 906,322.39	906,322.39	End:	906,102.39

Monthly Statement Summary

Source Code	Description	MTDAmount	YTDAmount
6116421101	Superstition Fire & Medical Dist Capital Projects	Beginning Balance:	866,882.78
			1,388,271.97
21100.41	Wells Fargo Repo Investment Interest	115.63	1,077.91
21100.43	Wells Fargo Trust Investment Interest	8.26	88.97
21100.46	Wells Fargo Investment Investment Interest	337.96	5,007.77
21100.70	Vining Sparks Investment Interest	595.90	3,692.87
21100.80	Stifel Nicolaus & Company Investment Interest	.00	1,185.29
21100.99	SCV UHS Refunding Bond Investment Interest	.00	7.91
73160.0	Deposits	.00	314.65
73750.0	Revenue Transfer	50,000.00	48,880.00
90930.0	Warrants Redeemed	(11,618.14)	(542,204.95)
	Ending Balance:	906,322.39	906,322.39

Monthly Statement Detail

Date	Notes	Doc #	Amount	C/D
6116421101 Superstition Fire & Medical Dist Capital Projects			Beginning Balance: 866,882.78	
21100.41 Wells Fargo Repo Investment Interest			Source Code Total: 115.63	
06/01	Investment Interest	0	115.63	C
21100.43 Wells Fargo Trust Investment Interest			Source Code Total: 8.26	
06/05	Investment Interest	0	8.26	C
21100.46 Wells Fargo Investment Investment Interest			Source Code Total: 337.96	
06/01	Investment Interest	0	197.95	C
06/05	Investment Interest	0	43.24	C
06/12	Investment Interest	0	7.69	C
06/30	Investment Interest	0	89.08	C
21100.70 Vining Sparks Investment Interest			Source Code Total: 595.90	
06/08	Investment Interest	0	83.62	C
06/20	Investment Interest	0	94.31	C
06/22	Investment Interest	0	216.83	C
06/26	Investment Interest	0	90.17	C
06/27	Investment Interest	0	110.97	C
73750.0 Revenue Transfer			Source Code Total: 50,000.00	
06/29	Transfer from 150 Transport Fund	0	50,000.00	C
90930.0 Warrants Redeemed			Source Code Total: (11,618.14)	
06/02	Paid Warrants	0	(6,900.00)	D
06/06	Paid Warrants	0	(4,533.14)	D
06/30	Paid Warrants	0	(185.00)	D
6116421101 Superstition Fire & Medical Dist Capital Projects			Ending Balance: 906,322.39	

Warrant Detail

Payee Name	Warrant	Amount	Issue Dt	Status Dt	Voucher
6116421101 Superstition Fire & Medical Dist Capital Projects					Account Total: 11,838.14
Fund: 1107					Fund Total: 11,838.14
Status: OUTS					Status Total: 220.00 (F)



Pinal County Treasurer

Monthly Statement

Date Range: 6/1/2017 to 6/30/2017

CITY OF MESA	1107000490	220.00	06/29/17	06/29/17	Status Total: 11,618.14 (D)
Status: PAID					
AA COOLING AND HEATING LLC	1107000487	6,900.00	05/24/17	06/02/17	
HP INC	1107000488	4,533.14	05/31/17	06/06/17	
CITY OF MESA	1107000489	185.00	06/21/17	06/30/17	
	Count	Amount			
Total OUTS:	1	220.00			
Total PAID:	3	11,618.14			

Superstition Fire & Medical District
AP Check Register (Current and History by Bank)
Check Dates: 6/1/2017 to 6/30/2017

Check No.	Date	Status	Vendor ID	Payee Name	Amount
BANK ID: CP - CAPITAL PROJECTS FUND					200-10-10200-10 - Fund Cash - Capital Projects
489	06/21/17	P	CITOM	City of Mesa	\$185.00 ^(D)
490	06/29/17	P	CITOM	City of Mesa	\$220.00 ^(F)
BANK CP REGISTER TOTAL:					<u>\$405.00</u>
GRAND TOTAL :					<u><u>\$405.00</u></u>

* Check Status Types: "P" - Printed ; "M" - Manual ; "V" - Void (Void Date) ; "A" - Application ; "E" - EFT
** Denotes broken check sequence.

Superstition Fire & Medical District

Balance Sheet

As of 6/30/2017

FUND: (200) Capital Projects Fund

Assets

Current Assets

Fund Cash - Capital Projects
Due From other funds
Total Current Assets

\$906,102.39

950,000.00

~~\$~~ 906,102.39

\$1,856,102.39

Total Assets

\$1,856,102.39

Liabilities and Equity

Equity

Fund Balance - Capital Projects
Current Year Profit/Loss
Total Equity

\$2,362,436.18

(506,333.79)

1,856,102.39

Total Liabilities and Equity

\$1,856,102.39

Superstition Fire & Medical District
Monthly Pinal County Treasurer's Bank Account Reconciliation

400 Special Revenue Fund

Reconciliation References:


- A Previous month's bank ending balance / current month's bank beginning balance
- B Interest Income
- C Current month's deposits
- D Current month's Accounts Payable disbursements
- E Current month's bank ending balance
- F Accounts Payable checks outstanding at month-end
- G Cash Balance per G/L Balance Sheet
- H Chase MasterCard credit card payment – warrant #1105000220 (paid 6/14/17)



Superstition Fire & Medical District
Special Revenue (Fund 400) Cash Reconciliation
Fiscal Year 2016 - 2017
6/30/2017



	Deposits (Cash Receipts)	Cash Disbursements	Book Balance
Book Balance as of: 6/1/2017			\$70,713.80 (A)
<u>Activity During the Month</u>			
Journal Entries:			
Interest Income (Expense):	68.31		68.31 (B)
Cash Receipts			
46750 FEMA Grant Receipts			-
47020 AED Donations			-
47100 EMS Cardiac Donations			-
47110 EMS Equipment Donations			10.00 (C)
47120 Prevention/Pub Ed Donations	10.00		-
47130 General Donations			-
Deposits			-
Revenue Transfer			-
Cash Disbursements			
A) Accounts Payable		(883.62)	(883.62) (D)
B) Transfer In / Out			-
C) Refund Interest			-
	\$78.31	(883.62)	\$69,908.49 (E)
<u>Pinal County Bank Balance</u>			
Ending Bank Balance as of: 6/30/2017		Balance from YTD Column	\$ 69,908.49
Less: Outstanding Warrants		Check # 223	(8.29) (F)
Plus: Deposits in Transit			-
			\$ 69,900.20 (G)
Prepared by: <u>Trish Duke 7/3/17</u>			Balance per B/S \$ 69,900.20
Reviewed by: <u>Roger Wood 7/6/17</u>			Difference \$ -



Date Range: 6/1/2017 to 6/30/2017

Account	Period	YTD	
6116422901	Superstition Fire & Medical Dist Special Revenue		
Begin Balance:	(A) 70,713.80	90,044.51	
Income:	78.31	46,658.58	
LOC Advance:	.00	.00	
Expense:	(883.62)	(66,794.60)	LOC: .00
LOC Payments:	.00	.00	Warrants Outstanding: (8.29)
Cash Balance:	(E) 69,908.49	69,908.49	End: 69,900.20

Monthly Statement Summary

Source Code	Description	MTDAmount	YTDAmount
6116422901	Superstition Fire & Medical Dist Special Revenue	Beginning Balance: 70,713.80	90,044.51
21100.41	Wells Fargo Repo Investment Interest	9.24	68.28
21100.43	Wells Fargo Trust Investment Interest	.66	5.43
21100.46	Wells Fargo Investment Investment Interest	21.00	300.27
21100.70	Vining Sparks Investment Interest	37.41	234.57
21100.80	Stifel Nicolaus & Company Investment Interest	.00	76.55
21100.99	SCV UHS Refunding Bond Investment Interest	.00	.48
73160.0	Deposits	10.00	45,173.00
73750.0	Revenue Transfer	.00	800.00
90930.0	Warrants Redeemed	(883.62)	(66,794.60)
Ending Balance:		69,908.49	69,908.49

Monthly Statement Detail

Date	Notes	Doc #	Amount	C/D
6116422901 Superstition Fire & Medical Dist Special Revenue			Beginning Balance: 70,713.80	
21100.41 Wells Fargo Repo Investment Interest			Source Code Total: 9.24	
06/01	Investment Interest	0	9.24	C
21100.43 Wells Fargo Trust Investment Interest			Source Code Total: .66	
06/05	Investment Interest	0	.66	C
21100.46 Wells Fargo Investment Investment Interest			Source Code Total: 21.00	
06/01	Investment Interest	0	12.19	C
06/05	Investment Interest	0	2.67	C
06/12	Investment Interest	0	.48	C
06/30	Investment Interest	0	5.66	C
21100.70 Vining Sparks Investment Interest			Source Code Total: 37.41	
06/08	Investment Interest	0	5.18	C
06/20	Investment Interest	0	5.92	C
06/22	Investment Interest	0	13.63	C
06/26	Investment Interest	0	5.67	C
06/27	Investment Interest	0	7.01	C
73160.0 Deposits			Source Code Total: 10.00	
06/07	400.10.47120.50 C Young/inv 4117/CASH	0	10.00	C
90930.0 Warrants Redeemed			Source Code Total: (883.62)	
06/13	Paid Warrants	0	(85.40)	D
06/21	Paid Warrants	0	(398.22)	D
06/29	Paid Warrants	0	(400.00)	D
6116422901 Superstition Fire & Medical Dist Special Revenue			Ending Balance: 69,908.49	

Warrant Detail

Payee Name	Warrant	Amount	Issue Dt	Status Dt	Voucher
------------	---------	--------	----------	-----------	---------

6116422901 Superstition Fire & Medical Dist Special Revenue Account Total: 1,132.70

Fund: 1105 Fund Total: 1,132.70

Status: OUTS Status Total: 8.29



Pinal County Treasurer

Monthly Statement

Date Range: 6/1/2017 to 6/30/2017

AZ DEPT OF REVENUE-SALES TAX Status: PAID	1105000223		8.29	06/29/17	06/29/17	
						Status Total: 883.62
AZ DEPT OF REVENUE-SALES TAX	1105000219		85.40	06/06/17	06/13/17	
CHASE MASTER CARD	1105000220	(H)	157.43	06/14/17	06/21/17	
MATLICK ENTERPRISES INC DBA	1105000221		240.79	06/14/17	06/21/17	
MARY ROBIN BARKER Status: VOID	1105000222		400.00	06/21/17	06/29/17	
						Status Total: 240.79
MATLICK ENTERPRISES INC DBA	1105000214		240.79	03/22/17	06/14/17	
	Count:		Amount			
Total OUTS:	1		8.29			
Total PAID:	4		883.62			
Total VOID:	1		240.79			

Superstition Fire & Medical District
AR Payment Register (Current and History - Detail)

Bank ID: Equal To s

Check No. / Payment ID	Payee Name / Customer Name	Invoice No. / Account Number	Amount Paid
BANK: S - SPECIAL REVENUE FUND			
DEPOSIT: 2,127	DATE: 06/07/17		
289268 / CASH	C Young / inv 4117 / CASH X (DONATION)	Cash Invoice : 004117	\$10.00 \$10.00
		CASH TOTAL:	<u>\$10.00</u>
		DEPOSIT 2,127 TOTAL:	<u>\$10.00</u>
		TOTAL FOR BANK ID: S	<u><u>\$10.00</u></u>
		GRAND TOTAL OF ALL CHECKS:	\$0.00
		GRAND TOTAL OF ALL CREDIT CARDS:	\$0.00
		GRAND TOTAL OF ALL CASH:	\$10.00
		GRAND TOTAL OF ALL EFT:	\$0.00
		GRAND TOTAL OF ALL PAYMENTS:	<u>\$10.00</u>
		GRAND TOTAL OF ALL ADJUSTMENTS:	\$0.00
		COMBINED TOTAL:	<u><u>\$10.00</u></u>

①

Superstition Fire & Medical District

Balance Sheet

As of 6/30/2017

FUND: (400) Special Revenue Fund

Assets

Current Assets

Fund Cash - Special Revenue Fund

\$69,900.20

Total Current Assets

\$69,900.20

Ⓜ

Total Assets

\$69,900.20

Liabilities and Equity

Equity

Fund Balance - Special Revenue Fund

\$90,044.51

Current Year Profit/Loss

(20,144.31)

Total Equity

69,900.20

Total Liabilities and Equity

\$69,900.20

Get updates on the go
 Log on to chase.com/alerts

Payment Due Date	07/04/17
New Balance	\$773.03
Minimum Payment	\$154.00

Account number: 5582 5086 4455 9228

\$ _____ Amount Enclosed
 Make your check payable to: Chase Card Services

89079 BEX 0 16117 C
 ROGER WOOD
 SUPERSTITION FIRE
 565 N IDAHO RD
 APACHE JUNCTION AZ 85119-4014

CARDMEMBER SERVICE
 PO BOX 94014
 PALATINE IL 60094-4014

500016028 16986445592289

BUSINESS CARD STATEMENT

Manage your account online:
www.chase.com/ink

Customer Service:
 1-800-945-2028

Mobile: Download the
 Chase Mobile® app today

ACCOUNT SUMMARY

Account Number: 5582 5086 4455 9228

Previous Balance	\$15,050.36
Payment, Credits	-\$15,050.36
Purchases	+\$773.03
Cash Advances	\$0.00
Balance Transfers	\$0.00
Fees Charged	\$0.00
Interest Charged	\$0.00
New Balance	\$773.03

Opening/Closing Date	05/11/17 - 06/10/17
Credit Limit	\$30,000
Available Credit	\$29,226
Cash Access Line	\$6,000
Available for Cash	\$6,000
Past Due Amount	\$0.00
Balance over the Credit Limit	\$0.00

PAYMENT INFORMATION

New Balance	\$773.03
Payment Due Date	07/04/17
Minimum Payment Due	\$154.00

Late Payment Warning: If we do not receive your minimum payment by the due date, you may have to pay up to a \$39 late fee.

Minimum Payment Warning: Enroll in Auto-Pay and avoid missing a payment. To enroll, call the number on the back of your card or go to the web site listed above.

(A)
 400
 \$ 157.43

VENDOR # Chadom
 ACCT. # Dee Approach
 APPROVAL: _____
 DATE PAID 6/14/17
 WARRANT # 220

ACCOUNT ACTIVITY

Date of Transaction	Merchant Name or Transaction Description	\$ Amount	
05/19	OFFICEMAX/OFFICEDEPOT6 APACHE JUNCTI AZ MIKE FARBER TRANSACTIONS THIS CYCLE (CARD 7206) \$76.95	76.95	100F
05/17	CONTROLLED MOTION SOLU 714-5412244 CA	112.36	100F
05/23	CENTRAL AZ SUPPLY -AJ APACHE JUNCTI AZ	34.05	100F
05/23	CENTRAL AZ SUPPLY -AJ APACHE JUNCTI AZ	8.94	100F
05/26	AMAZON MKTPLACE PMTS AMZN.COM/BILL WA	88.99	100F
05/24	CENTRAL AZ SUPPLY -AJ APACHE JUNCTI AZ	14.82	100F
06/01	THE HOME DEPOT #0404 MESA AZ	22.71	100F
06/02	AMAZON MKTPLACE PMTS AMZN.COM/BILL WA	10.85	100F
06/06	ADOBE *ACROPRO SUBS 800-833-8887 CA	15.99	100F
06/07	AAPAK PHOENIX AZ	184.23	100F
06/08	AMAZON MKTPLACE PMTS AMZN.COM/BILL WA VAUGHN CROSHAW TRANSACTIONS THIS CYCLE (CARD 7271) \$516.95	24.00	100F
05/28	Payment ThankYou Image Check	-11,892.62	
05/28	Payment ThankYou Image Check	-1,632.84	
05/28	Payment ThankYou Image Check	-1,525.00	
05/17	USPS PO 0302590130 APACHE JUNCTI AZ	7.71	100F
05/30	USPS PO 0302590130 APACHE JUNCTI AZ	6.59	100F
05/22	ROGER WOOD TRANSACTIONS THIS CYCLE (CARD 9228) -\$15,036.06 INCLUDING PAYMENTS RECEIVED FOREMOST MEDICAL EQUIP 585-586-4880 NY TINA GEROLA TRANSACTIONS THIS CYCLE (CARD 7150) \$157.43	157.43	400F
05/31	GIANT #6662 CARWASH GLOBE AZ	2.00	100F
05/31	GIANT #6662 CARWASH GLOBE AZ	2.00	100F

ACCOUNT ACTIVITY (CONTINUED)

Date of Transaction	Merchant Name or Transaction Description	\$ Amount
05/31	GIANT #6662 CARWASH GLOBE AZ	2.00 100F
05/31	GIANT #6662 CARWASH GLOBE AZ	2.00 100F
	BRYAN HEUN	
	TRANSACTIONS THIS CYCLE (CARD 9107)	\$8.00

2017 Totals Year-to-Date	
Total fees charged in 2017	\$0.00
Total interest charged in 2017	\$0.00

Year-to-date totals do not reflect any fee or interest refunds you may have received.

INTEREST CHARGES

Your Annual Percentage Rate (APR) is the annual interest rate on your account.

Balance Type	Annual Percentage Rate (APR)	Balance Subject To Interest Rate	Interest Charges
PURCHASES			
Purchases	10.99% (v)(d)	-0-	-0-
CASH ADVANCES			
Cash Advances	19.99% (v)(d)	-0-	-0-
BALANCE TRANSFERS			
Balance Transfer	10.99% (v)(d)	-0-	-0-

(v) = Variable Rate

(d) = Daily Balance Method (including new transactions)

(a) = Average Daily Balance Method (including new transactions)

31 Days In Billing Period

Please see Information About Your Account section for the Calculation of Balance Subject to Interest Rate, Annual Renewal Notice, How to Avoid Interest on Purchases, and other important information, as applicable.

Superstition Fire & Medical District Monthly Pinal County Treasurer's Bank Account Reconciliation

500 Debt Principal Fund

Reconciliation References:

- A Previous month's bank ending balance / current month's bank beginning balance
- B Interest Income
- C Current month's property tax receipts (real and personal)
- D Current month's Accounts Payable (Bond Payment)
- E Current month's Refund Interest
- F Current month's bank ending balance
- G Cash Balance per G/L Balance Sheet



Superstition Fire & Medical District
Debt Retirement Principal (Fund 500) Cash Reconciliation
Fiscal Year 2016 - 2017
6/30/2017



	Deposits (Cash Receipts)	Cash Disbursements	Book Balance
Book Balance as of: 6/1/2017			\$531,173.26 (A)
<u>Activity During the Month</u>			
Journal Entries:			
Interest Income (Expense):	450.13		450.13 (B)
Cash Receipts			
2007 Real Estate Taxes			-
2008 Real Estate Taxes			-
2009 Real Estate Taxes			-
2010 Real Estate Taxes			-
2011 Real Estate Taxes			-
2012 Real Estate Taxes			-
2013 Real Estate Taxes			-
2014 Real Estate Taxes			-
2015 Real Estate Taxes	(5.39)		(5.39)
2016 Real Estate Taxes	2,270.36		2,270.36 (C)
2007 Pers. Prop. Taxes			-
2008 Pers. Prop. Taxes			-
2009 Pers. Prop. Taxes			-
2010 Pers. Prop. Taxes			-
2011 Pers. Prop. Taxes	0.84		0.84
2012 Pers. Prop. Taxes	94.60		94.60
2013 Pers. Prop. Taxes	3.16		3.16
2014 Pers. Prop. Taxes	17.12		17.12
2015 Pers. Prop. Taxes	37.49		37.49
2016 Pers. Prop. Taxes	373.88		373.88
SRP Contributions			-
Deposits			-
Revenue Transfer			-
Cash Disbursements			
A) Accounts Payable		(445,000.00)	(445,000.00) (D)
B) Transfer In / Out			-
C) Refund Interest		(0.58)	(0.58) (E)
	\$3,242.19	(445,000.58)	\$89,414.87


Pinal County Bank Balance

Ending Bank Balance as of: 6/30/2017 Balance from YTD Column \$ 89,414.87 **(F)**

Less: Outstanding Warrants -
Plus: Deposits in Transit -
\$ 89,414.87 **(G)**

Prepared by: *Joseph Duke* 7/3/17
Reviewed by: *Roger Wood* 7/6/17

Balance per B/S \$ 89,414.87
Difference \$ -



Date Range: 6/1/2017 to 6/30/2017

Account	Period	YTD		
6116421407	Superstition Fire & Medical Debt Ret Prncp 2006			
Begin Balance:	(A) 531,173.26	57,952.14		
Income:	3,242.19	476,465.64		
LOC Advance:	.00	.00		
Expense:	(445,000.58)	(445,002.91)	LOC:	.00
LOC Payments:	.00	.00	Warrants Outstanding:	.00
Cash Balance:	(F) 89,414.87	89,414.87	End:	89,414.87

Monthly Statement Summary

Source Code	Description	MTDAmount	YTDAmount
6116421407	Superstition Fire & Medical Debt Ret Prncp 2006	Beginning Balance: 531,173.26	57,952.14
11100.2007	2007 Real Estate Taxes	.00	.07
11100.2008	2008 Real Estate Taxes	.00	.05
11100.2009	2009 Real Estate Taxes	.00	.04
11100.2010	2010 Real Estate Taxes	.00	.05
11100.2011	2011 Real Estate Taxes	.00	38.67
11100.2012	2012 Real Estate Taxes	.00	1.91
11100.2013	2013 Real Estate Taxes	.00	.09
11100.2014	2014 Real Estate Taxes	.00	(9.86)
11100.2015	2015 Real Estate Taxes	(5.39)	6,671.31
11100.2016	2016 Real Estate Taxes	2,270.36	417,062.14
12100.2007	2007 Personal Property Taxes	.00	3.03
12100.2009	2009 Personal Property Taxes	.00	1.11
12100.2010	2010 Personal Property Taxes	.00	3.33
12100.2011	2011 Personal Property Taxes	.84	13.83
12100.2012	2012 Personal Property Taxes	94.60	233.03
12100.2013	2013 Personal Property Taxes	3.16	91.02
12100.2014	2014 Personal Property Taxes	17.12	202.30
12100.2015	2015 Personal Property Taxes	37.49	769.50
12100.2016	2016 Personal Property Taxes	373.88	34,341.85
14100.0	Salt River Contribution	.00	14,456.52
21100.41	Wells Fargo Repo Investment Interest	67.94	291.20
21100.43	Wells Fargo Trust Investment Interest	4.85	24.87
21100.46	Wells Fargo Investment Investment Interest	132.15	1,129.95
21100.70	Vining Sparks Investment Interest	245.19	877.37
21100.80	Stifel Nicolaus & Company Investment Interest	.00	260.55
21100.99	SCV UHS Refunding Bond Investment Interest	.00	1.71
90400.0	Refund Interest	(.58)	(2.91)
90820.0	Bonds Paid	(445,000.00)	(445,000.00)
Ending Balance:		89,414.87	89,414.87

Handwritten notes: (C) \$2,792.06 (bracketed next to 2015-2016 Real Estate Taxes), (B) \$450.13 (bracketed next to Wells Fargo Investment Interest), (E) <.58> (next to Refund Interest), (D) (next to Bonds Paid).

Monthly Statement Detail

Date	Notes	Doc #	Amount	C/D
6116421407 Superstition Fire & Medical Debt Ret Prncp 2006			Beginning Balance: 531,173.26	
11100.2015 2015 Real Estate Taxes			Source Code Total: (5.39)	
06/02	Tax Distribution	0	(12.02)	C
06/06	Tax Distribution	0	6.23	C
06/16	Tax Distribution	0	.40	C
11100.2016 2016 Real Estate Taxes			Source Code Total: 2,270.36	
06/01	Tax Distribution	0	145.78	C



Pinal County Treasurer

Monthly Statement

Date Range: 6/1/2017 to 6/30/2017

06/01	Tax Distribution	0	70.76	C
06/02	Tax Distribution	0	9.26	C
06/02	Tax Distribution	0	62.50	C
06/02	Tax Distribution	0	12.17	C
06/05	Tax Distribution	0	4.72	C
06/05	Tax Distribution	0	165.30	C
06/05	Tax Distribution	0	73.11	C
06/06	Tax Distribution	0	42.14	C
06/06	Tax Distribution	0	53.59	C
06/06	Tax Distribution	0	5.26	C
06/06	Tax Distribution	0	.25	C
06/07	Tax Distribution	0	18.25	C
06/07	Tax Distribution	0	2.99	C
06/07	Tax Distribution	0	12.27	C
06/07	Tax Distribution	0	6.40	C
06/08	Tax Distribution	0	11.65	C
06/08	Tax Distribution	0	20.67	C
06/08	Tax Distribution	0	9.78	C
06/09	Tax Distribution	0	31.99	C
06/09	Tax Distribution	0	17.78	C
06/09	Tax Distribution	0	8.41	C
06/09	Tax Distribution	0	7.50	C
06/12	Tax Distribution	0	85.02	C
06/12	Tax Distribution	0	32.08	C
06/13	Tax Distribution	0	221.92	C
06/14	Tax Distribution	0	4.15	C
06/14	Tax Distribution	0	.44	C
06/14	Tax Distribution	0	14.03	C
06/15	Tax Distribution	0	26.03	C
06/15	Tax Distribution	0	22.36	C
06/16	Tax Distribution	0	5.41	C
06/16	Tax Distribution	0	4.59	C
06/16	Tax Distribution	0	9.84	C
06/19	Tax Distribution	0	12.64	C
06/19	Tax Distribution	0	283.14	C
06/19	Tax Distribution	0	1.70	C
06/19	Tax Distribution	0	8.03	C
06/20	Tax Distribution	0	55.78	C
06/20	Tax Distribution	0	6.00	C
06/21	Tax Distribution	0	98.85	C
06/21	Tax Distribution	0	4.17	C
06/21	Tax Distribution	0	6.18	C
06/21	Tax Distribution	0	.06	C
06/22	Tax Distribution	0	28.98	C
06/22	Tax Distribution	0	5.42	C
06/23	Tax Distribution	0	3.87	C
06/23	Tax Distribution	0	9.61	C
06/23	Tax Distribution	0	9.52	C
06/26	Tax Distribution	0	207.88	C
06/26	Tax Distribution	0	3.95	C
06/28	Tax Distribution	0	25.19	C
06/28	Tax Distribution	0	3.64	C
06/28	Tax Distribution	0	37.96	C
06/29	Tax Distribution	0	29.96	C
06/29	Tax Distribution	0	119.44	C
06/30	Tax Distribution	0	50.91	C
06/30	Tax Distribution	0	39.08	C



Pinal County Treasurer

Monthly Statement

Date Range: 6/1/2017 to 6/30/2017

12100.2011 2011 Personal Property Taxes			Source Code Total: .84
06/07	Tax Distribution	0	.16 C
06/19	Tax Distribution	0	.13 C
06/26	Tax Distribution	0	.55 C
12100.2012 2012 Personal Property Taxes			Source Code Total: 94.60
06/05	Tax Distribution	0	88.85 C
06/07	Tax Distribution	0	.51 C
06/19	Tax Distribution	0	.78 C
06/21	Tax Distribution	0	3.86 C
06/26	Tax Distribution	0	.60 C
12100.2013 2013 Personal Property Taxes			Source Code Total: 3.16
06/01	Tax Distribution	0	.36 C
06/14	Tax Distribution	0	.29 C
06/15	Tax Distribution	0	.12 C
06/16	Tax Distribution	0	1.41 C
06/19	Tax Distribution	0	.16 C
06/21	Tax Distribution	0	.23 C
06/26	Tax Distribution	0	.59 C
12100.2014 2014 Personal Property Taxes			Source Code Total: 17.12
06/06	Tax Distribution	0	.72 C
06/09	Tax Distribution	0	2.71 C
06/14	Tax Distribution	0	4.11 C
06/19	Tax Distribution	0	7.06 C
06/21	Tax Distribution	0	.24 C
06/26	Tax Distribution	0	.63 C
06/26	Tax Distribution	0	.36 C
06/28	Tax Distribution	0	1.29 C
12100.2015 2015 Personal Property Taxes			Source Code Total: 37.49
06/05	Tax Distribution	0	7.18 C
06/06	Tax Distribution	0	.28 C
06/06	Tax Distribution	0	.44 C
06/07	Tax Distribution	0	.58 C
06/07	Tax Distribution	0	.38 C
06/09	Tax Distribution	0	2.80 C
06/14	Tax Distribution	0	3.33 C
06/16	Tax Distribution	0	1.57 C
06/16	Tax Distribution	0	1.82 C
06/16	Tax Distribution	0	.61 C
06/19	Tax Distribution	0	7.32 C
06/19	Tax Distribution	0	.98 C
06/23	Tax Distribution	0	2.85 C
06/23	Tax Distribution	0	.33 C
06/23	Tax Distribution	0	1.73 C
06/26	Tax Distribution	0	.56 C
06/26	Tax Distribution	0	.66 C
06/28	Tax Distribution	0	.93 C
06/28	Tax Distribution	0	2.42 C
06/30	Tax Distribution	0	.72 C
12100.2016 2016 Personal Property Taxes			Source Code Total: 373.88
06/01	Tax Distribution	0	42.88 C
06/01	Tax Distribution	0	1.49 C
06/02	Tax Distribution	0	12.77 C
06/02	Tax Distribution	0	5.00 C
06/02	Tax Distribution	0	9.42 C
06/05	Tax Distribution	0	.57 C
06/05	Tax Distribution	0	45.27 C
06/05	Tax Distribution	0	2.89 C



Pinal County Treasurer

Monthly Statement

Date Range: 6/1/2017 to 6/30/2017

06/06	Tax Distribution	0	10.24	C
06/06	Tax Distribution	0	22.45	C
06/06	Tax Distribution	0	3.57	C
06/06	Tax Distribution	0	5.71	C
06/07	Tax Distribution	0	2.78	C
06/07	Tax Distribution	0	3.01	C
06/07	Tax Distribution	0	.70	C
06/07	Tax Distribution	0	1.06	C
06/08	Tax Distribution	0	12.12	C
06/09	Tax Distribution	0	9.39	C
06/09	Tax Distribution	0	1.24	C
06/12	Tax Distribution	0	1.70	C
06/12	Tax Distribution	0	1.17	C
06/12	Tax Distribution	0	4.83	C
06/13	Tax Distribution	0	1.87	C
06/13	Tax Distribution	0	41.53	C
06/14	Tax Distribution	0	5.88	C
06/14	Tax Distribution	0	5.78	C
06/15	Tax Distribution	0	.91	C
06/15	Tax Distribution	0	3.66	C
06/16	Tax Distribution	0	9.21	C
06/16	Tax Distribution	0	2.11	C
06/16	Tax Distribution	0	9.90	C
06/19	Tax Distribution	0	10.20	C
06/19	Tax Distribution	0	8.07	C
06/19	Tax Distribution	0	3.20	C
06/20	Tax Distribution	0	.40	C
06/21	Tax Distribution	0	15.38	C
06/21	Tax Distribution	0	.18	C
06/21	Tax Distribution	0	1.89	C
06/22	Tax Distribution	0	5.82	C
06/23	Tax Distribution	0	3.72	C
06/23	Tax Distribution	0	5.93	C
06/26	Tax Distribution	0	2.89	C
06/26	Tax Distribution	0	5.01	C
06/26	Tax Distribution	0	2.67	C
06/27	Tax Distribution	0	1.95	C
06/27	Tax Distribution	0	.35	C
06/28	Tax Distribution	0	2.08	C
06/28	Tax Distribution	0	14.37	C
06/29	Tax Distribution	0	1.44	C
06/30	Tax Distribution	0	2.01	C
06/30	Tax Distribution	0	5.21	C
21100.41 Wells Fargo Repo Investment Interest			Source Code Total: 67.94	
06/01	Investment Interest	0	67.94	C
21100.43 Wells Fargo Trust Investment Interest			Source Code Total: 4.85	
06/05	Investment Interest	0	4.85	C
21100.46 Wells Fargo Investment Investment Interest			Source Code Total: 132.15	
06/01	Investment Interest	0	74.69	C
06/05	Investment Interest	0	16.64	C
06/12	Investment Interest	0	3.04	C
06/30	Investment Interest	0	37.78	C
21100.70 Vining Sparks Investment Interest			Source Code Total: 245.19	
06/08	Investment Interest	0	32.60	C
06/20	Investment Interest	0	38.68	C
06/22	Investment Interest	0	89.66	C
06/26	Investment Interest	0	37.44	C



Pinal County Treasurer

Monthly Statement

Date Range: 6/1/2017 to 6/30/2017

06/27	Investment Interest	0	46.81	C
90400.0 Refund Interest			Source Code Total: (.58)	
06/02	149046 104-71-02502 2015 Adjustment/Corr Refund	149046	(.53)	D
06/02	149046 104-71-02502 2016 Adjustment/Corr Refund	149046	(.05)	D
90820.0 Bonds Paid			Source Code Total: (445,000.00)	
06/30	Debt Service P2006S2006	0	(445,000.00)	D
6116421407 Superstition Fire & Medical Debt Ret Prncp 2006			Ending Balance: 89,414.87	

Superstition Fire & Medical District
Balance Sheet
As of 6/30/2017

FUND: (500) Debt Retirement Principal Fund

Assets

Current Assets

Fund Cash - Debt Retirement Principal
Total Current Assets

\$89,414.87

\$89,414.87

6

Total Assets

\$89,414.87

Liabilities and Equity

Equity

Fund Balance - Debt Retirement Principal
Current Year Profit/Loss
Total Equity

\$57,952.14

31,462.73

89,414.87

Total Liabilities and Equity

\$89,414.87

Superstition Fire & Medical District

Monthly Pinal County Treasurer's Bank Account Reconciliation

600 Debt Interest Fund

Reconciliation References:

- A Previous month's bank ending balance / current month's bank beginning balance
- B Interest Income
- C Current month's property tax receipts (real and personal)
- D Current month's Accounts Payable (Bond Payment)
- E Current month's Refund Interest
- F Current month's bank ending balance
- G Cash Balance per G/L Balance Sheet



Superstition Fire & Medical District
Debt Retirement Interest (Fund 600) Cash Reconciliation
Fiscal Year 2016 - 2017
6/30/2017



	<u>Deposits</u> (Cash Receipts)	<u>Cash</u> Disbursements	<u>Treasurer's</u> Balance	<u>Book</u> Balance
Book Balance as of: 6/1/2017				\$215,061.40 (A)
<u>Activity During the Month</u>				
Journal Entries:				
Interest Income (Expense):	162.97			162.97 (B)
Cash Receipts				
2007 Real Estate Taxes				-
2008 Real Estate Taxes				-
2009 Real Estate Taxes				-
2010 Real Estate Taxes				-
2011 Real Estate Taxes				-
2012 Real Estate Taxes				-
2013 Real Estate Taxes				-
2014 Real Estate Taxes				-
2015 Real Estate Taxes	(4.10)			(4.10)
2016 Real Estate Taxes	1,563.37			1,563.37 (C)
2007 Pers. Prop. Taxes				-
2008 Pers. Prop. Taxes				-
2009 Pers. Prop. Taxes				-
2010 Pers. Prop. Taxes				-
2011 Pers. Prop. Taxes	1.02			1.02
2012 Pers. Prop. Taxes	89.18			89.18
2013 Pers. Prop. Taxes	2.94			2.94
2014 Pers. Prop. Taxes	14.67			14.67
2015 Pers. Prop. Taxes	28.65			28.65
2016 Pers. Prop. Taxes	257.44			257.44
SRP Contributions				-
Deposits				
Revenue Transfer				-
Cash Disbursements				
A) Accounts Payable		(155,512.50)		(155,512.50) (D)
B) Transfer In / Out				-
C) Refund Interest		(0.43)		(0.43) (E)
	<u>\$2,116.14</u>	<u>(155,512.93)</u>		<u>\$61,664.61</u>

Pinal County Bank Balance (F)

Ending Bank Balance as of: 6/30/2017 Balance from YTD Column \$ 61,664.61

Less: Outstanding Warrants Check # [Redacted]

Plus: Deposits in Transit [Redacted]

Prepared by: [Signature] 7/3/17 \$ 61,664.61

Reviewed by: [Signature] 7/6/17 Balance per B/S \$ 61,664.61 (G)

Difference \$ -



Monthly Statement

Date Range: 6/1/2017 to 6/30/2017

Account	Period	YTD	
6116421408	Superstition Fire & Medical Dist Debt Ret Int 2006		
Begin Balance:	(A) 215,061.40	44,514.42	
Income:	2,116.14	328,177.40	
LOC Advance:	.00	.00	
Expense:	(155,512.93)	(311,027.21)	LOC: .00
LOC Payments:	.00	.00	Warrants Outstanding: .00
Cash Balance:	(F) 61,664.61	61,664.61	End: 61,664.61

Monthly Statement Summary

Source Code	Description	MTDAmount	YTDAmount
6116421408	Superstition Fire & Medical Dist Debt Ret Int 2006	Beginning Balance: 215,061.40	44,514.42
11100.2007	2007 Real Estate Taxes	.00	.07
11100.2008	2008 Real Estate Taxes	.00	.07
11100.2009	2009 Real Estate Taxes	.00	.05
11100.2010	2010 Real Estate Taxes	.00	.06
11100.2011	2011 Real Estate Taxes	.00	46.41
11100.2012	2012 Real Estate Taxes	.00	1.78
11100.2013	2013 Real Estate Taxes	.00	.08
11100.2014	2014 Real Estate Taxes	.00	(8.41)
11100.2015	2015 Real Estate Taxes	(4.10)	5,100.57
11100.2016	2016 Real Estate Taxes	1,563.37	287,197.54
12100.2007	2007 Personal Property Taxes	.00	3.02
12100.2009	2009 Personal Property Taxes	.00	1.43
12100.2010	2010 Personal Property Taxes	.00	3.99
12100.2011	2011 Personal Property Taxes	1.02	16.61
12100.2012	2012 Personal Property Taxes	89.18	219.65
12100.2013	2013 Personal Property Taxes	2.94	84.79
12100.2014	2014 Personal Property Taxes	14.67	173.19
12100.2015	2015 Personal Property Taxes	28.65	588.45
12100.2016	2016 Personal Property Taxes	257.44	23,648.00
14100.0	Salt River Contribution	.00	9,954.96
21100.41	Wells Fargo Repo Investment Interest	27.35	133.14
21100.43	Wells Fargo Trust Investment Interest	1.95	10.13
21100.46	Wells Fargo Investment Investment Interest	48.02	494.59
21100.70	Vining Sparks Investment Interest	85.65	388.84
21100.80	Stifel Nicolaus & Company Investment Interest	.00	117.60
21100.99	SCV UHS Refunding Bond Investment Interest	.00	.79
90400.0	Refund Interest	(.43)	(2.21)
90810.0	Coupons Paid	(155,512.50)	(311,025.00)
Ending Balance:		61,664.61	61,664.61

Handwritten notes: (C) \$1953.17, (B) \$162.97, (E) (.43)

Monthly Statement Detail

Date	Notes	Doc #	Amount	C/D
6116421408 Superstition Fire & Medical Dist Debt Ret Int 2006			Beginning Balance: 215,061.40	
11100.2015 2015 Real Estate Taxes			Source Code Total: (4.10)	
06/02	Tax Distribution	0	(9.19)	C
06/06	Tax Distribution	0	4.77	C
06/16	Tax Distribution	0	.32	C
11100.2016 2016 Real Estate Taxes			Source Code Total: 1,563.37	
06/01	Tax Distribution	0	100.38	C

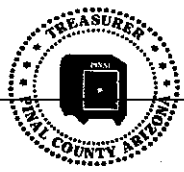


Pinal County Treasurer

Monthly Statement

Date Range: 6/1/2017 to 6/30/2017

06/01	Tax Distribution	0	48.72	C
06/02	Tax Distribution	0	6.38	C
06/02	Tax Distribution	0	43.04	C
06/02	Tax Distribution	0	8.39	C
06/05	Tax Distribution	0	3.25	C
06/05	Tax Distribution	0	113.82	C
06/05	Tax Distribution	0	50.35	C
06/06	Tax Distribution	0	29.02	C
06/06	Tax Distribution	0	36.90	C
06/06	Tax Distribution	0	3.62	C
06/06	Tax Distribution	0	.17	C
06/07	Tax Distribution	0	12.57	C
06/07	Tax Distribution	0	2.05	C
06/07	Tax Distribution	0	8.44	C
06/07	Tax Distribution	0	4.41	C
06/07	Tax Distribution	0	8.02	C
06/08	Tax Distribution	0	14.23	C
06/08	Tax Distribution	0	6.73	C
06/08	Tax Distribution	0	22.03	C
06/09	Tax Distribution	0	12.24	C
06/09	Tax Distribution	0	5.78	C
06/09	Tax Distribution	0	5.16	C
06/09	Tax Distribution	0	58.56	C
06/12	Tax Distribution	0	22.10	C
06/12	Tax Distribution	0	152.81	C
06/13	Tax Distribution	0	2.86	C
06/13	Tax Distribution	0	.30	C
06/13	Tax Distribution	0	9.65	C
06/14	Tax Distribution	0	17.93	C
06/14	Tax Distribution	0	15.40	C
06/14	Tax Distribution	0	3.72	C
06/14	Tax Distribution	0	3.15	C
06/14	Tax Distribution	0	6.79	C
06/14	Tax Distribution	0	8.69	C
06/14	Tax Distribution	0	194.99	C
06/14	Tax Distribution	0	1.17	C
06/14	Tax Distribution	0	5.53	C
06/14	Tax Distribution	0	38.41	C
06/14	Tax Distribution	0	4.13	C
06/14	Tax Distribution	0	68.07	C
06/14	Tax Distribution	0	2.87	C
06/14	Tax Distribution	0	4.25	C
06/14	Tax Distribution	0	.04	C
06/14	Tax Distribution	0	19.96	C
06/14	Tax Distribution	0	3.73	C
06/14	Tax Distribution	0	2.66	C
06/14	Tax Distribution	0	6.63	C
06/14	Tax Distribution	0	6.57	C
06/14	Tax Distribution	0	143.16	C
06/14	Tax Distribution	0	2.72	C
06/14	Tax Distribution	0	17.34	C
06/14	Tax Distribution	0	2.52	C
06/14	Tax Distribution	0	26.14	C
06/14	Tax Distribution	0	20.62	C
06/14	Tax Distribution	0	82.25	C
06/14	Tax Distribution	0	35.06	C
06/14	Tax Distribution	0	26.89	C



Pinal County Treasurer

Monthly Statement

Date Range: 6/1/2017 to 6/30/2017

12100.2011 2011 Personal Property Taxes			Source Code Total: 1.02
06/07	Tax Distribution	0	.20 C
06/19	Tax Distribution	0	.16 C
06/26	Tax Distribution	0	.66 C
12100.2012 2012 Personal Property Taxes			Source Code Total: 89.18
06/05	Tax Distribution	0	83.75 C
06/07	Tax Distribution	0	.48 C
06/19	Tax Distribution	0	.73 C
06/21	Tax Distribution	0	3.65 C
06/26	Tax Distribution	0	.57 C
12100.2013 2013 Personal Property Taxes			Source Code Total: 2.94
06/01	Tax Distribution	0	.33 C
06/14	Tax Distribution	0	.27 C
06/15	Tax Distribution	0	.11 C
06/16	Tax Distribution	0	1.31 C
06/19	Tax Distribution	0	.15 C
06/21	Tax Distribution	0	.22 C
06/26	Tax Distribution	0	.55 C
12100.2014 2014 Personal Property Taxes			Source Code Total: 14.67
06/06	Tax Distribution	0	.61 C
06/09	Tax Distribution	0	2.32 C
06/14	Tax Distribution	0	3.52 C
06/19	Tax Distribution	0	6.05 C
06/21	Tax Distribution	0	.21 C
06/26	Tax Distribution	0	.54 C
06/26	Tax Distribution	0	.31 C
06/28	Tax Distribution	0	1.11 C
12100.2015 2015 Personal Property Taxes			Source Code Total: 28.65
06/05	Tax Distribution	0	5.49 C
06/06	Tax Distribution	0	.21 C
06/06	Tax Distribution	0	.34 C
06/07	Tax Distribution	0	.45 C
06/07	Tax Distribution	0	.28 C
06/09	Tax Distribution	0	2.14 C
06/14	Tax Distribution	0	2.55 C
06/16	Tax Distribution	0	1.19 C
06/16	Tax Distribution	0	1.39 C
06/16	Tax Distribution	0	.47 C
06/19	Tax Distribution	0	5.59 C
06/19	Tax Distribution	0	.75 C
06/23	Tax Distribution	0	2.18 C
06/23	Tax Distribution	0	.25 C
06/23	Tax Distribution	0	1.32 C
06/26	Tax Distribution	0	.43 C
06/26	Tax Distribution	0	.51 C
06/28	Tax Distribution	0	.71 C
06/28	Tax Distribution	0	1.85 C
06/30	Tax Distribution	0	.55 C
12100.2016 2016 Personal Property Taxes			Source Code Total: 257.44
06/01	Tax Distribution	0	29.54 C
06/01	Tax Distribution	0	1.03 C
06/02	Tax Distribution	0	8.79 C
06/02	Tax Distribution	0	3.44 C
06/02	Tax Distribution	0	6.48 C
06/05	Tax Distribution	0	.40 C
06/05	Tax Distribution	0	31.18 C
06/05	Tax Distribution	0	1.99 C



Pinal County Treasurer

Monthly Statement

Date Range: 6/1/2017 to 6/30/2017

06/06	Tax Distribution	0	7.05	C
06/06	Tax Distribution	0	15.46	C
06/06	Tax Distribution	0	2.46	C
06/06	Tax Distribution	0	3.93	C
06/07	Tax Distribution	0	1.90	C
06/07	Tax Distribution	0	2.07	C
06/07	Tax Distribution	0	.48	C
06/07	Tax Distribution	0	.73	C
06/08	Tax Distribution	0	8.33	C
06/09	Tax Distribution	0	6.47	C
06/09	Tax Distribution	0	.85	C
06/12	Tax Distribution	0	1.17	C
06/12	Tax Distribution	0	.80	C
06/12	Tax Distribution	0	3.32	C
06/13	Tax Distribution	0	1.29	C
06/13	Tax Distribution	0	28.61	C
06/14	Tax Distribution	0	4.04	C
06/14	Tax Distribution	0	3.99	C
06/15	Tax Distribution	0	.63	C
06/15	Tax Distribution	0	2.52	C
06/16	Tax Distribution	0	6.34	C
06/16	Tax Distribution	0	1.46	C
06/16	Tax Distribution	0	6.81	C
06/19	Tax Distribution	0	5.56	C
06/19	Tax Distribution	0	2.22	C
06/19	Tax Distribution	0	7.02	C
06/20	Tax Distribution	0	.28	C
06/21	Tax Distribution	0	10.58	C
06/21	Tax Distribution	0	.12	C
06/21	Tax Distribution	0	1.30	C
06/22	Tax Distribution	0	4.00	C
06/23	Tax Distribution	0	2.55	C
06/23	Tax Distribution	0	4.08	C
06/26	Tax Distribution	0	1.99	C
06/26	Tax Distribution	0	3.45	C
06/26	Tax Distribution	0	1.85	C
06/27	Tax Distribution	0	1.34	C
06/27	Tax Distribution	0	.24	C
06/28	Tax Distribution	0	1.43	C
06/28	Tax Distribution	0	9.90	C
06/29	Tax Distribution	0	.99	C
06/30	Tax Distribution	0	1.39	C
06/30	Tax Distribution	0	3.59	C
21100.41 Wells Fargo Repo Investment Interest			Source Code Total: 27.35	
06/01	Investment Interest	0	27.35	C
21100.43 Wells Fargo Trust Investment Interest			Source Code Total: 1.95	
06/05	Investment Interest	0	1.95	C
21100.46 Wells Fargo Investment Investment Interest			Source Code Total: 48.02	
06/01	Investment Interest	0	27.93	C
06/05	Investment Interest	0	6.12	C
06/12	Investment Interest	0	1.10	C
06/30	Investment Interest	0	12.87	C
21100.70 Vining Sparks Investment Interest			Source Code Total: 85.65	
06/08	Investment Interest	0	11.88	C
06/20	Investment Interest	0	13.55	C
06/22	Investment Interest	0	31.21	C
06/26	Investment Interest	0	12.99	C



Pinal County Treasurer

Monthly Statement

Date Range: 6/1/2017 to 6/30/2017

06/27	Investment Interest	0	16.02	C
90400.0 Refund Interest			Source Code Total: (.43)	
06/02	149046 104-71-02502 2015 Adjustment/Corr Refund	149046	(.40)	D
06/02	149046 104-71-02502 2016 Adjustment/Corr Refund	149046	(.03)	D
90810.0 Coupons Paid			Source Code Total: (155,512.50)	
06/30	Debt Service P2006S2006	0	(155,512.50)	D
6116421408 Superstition Fire & Medical Dist Debt Ret Int 2006			Ending Balance: 61,664.61	

7/3/17
4:21:20 PM

Superstition Fire & Medical District

Balance Sheet

As of 6/30/2017

FUND: (600) Debt Retirement Interest Fund

Assets

Current Assets

Fund Cash - Debt Retirement Interest
Total Current Assets

\$61,664.61

\$61,664.61

(6)

Total Assets

\$61,664.61

Liabilities and Equity

Equity

Fund Balance - Debt Retirement Interest
Current Year Profit/Loss
Total Equity

\$44,514.42

17,150.19

61,664.61

Total Liabilities and Equity

\$61,664.61