



Superstition Fire & Medical District Balance Sheet - All Governmental Funds

For Fiscal: 2016-2017 Period Ending: 4/30/2017

	100 General	150 Rescue	200 Capital Projects	300 Bond	400 Special Revenue	450 CCU Grant	500 Debt Principal	600 Debt Interest	Total
Current Assets									
10100 - FUND CASH	11,284,811.93	1,204,783.95							12,489,595.88
10150 - PAYROLL ACCOUNT	(8,429,713.87)	(876,231.38)							(9,305,945.25)
10200 - FUND CASH - CAPITAL PROJECTS			896,482.28						896,482.28
10300 - FUND CASH - BOND PROCEEDS 2006									-
10400 - FUND CASH - SPECIAL REVENUE FUND					68,568.31				68,568.31
10500 - FUND CASH - DEBT RETIREMENT PRINCIPAL							501,272.37		501,272.37
10600 - FUND CASH - DEBT RETIREMENT INTEREST								194,602.73	194,602.73
11000 - PETTY CASH - ACCOUNTING	100.00	-	-	-	-	-	-	-	100.00
CASH SUBTOTAL	2,855,198.06	328,552.57	896,482.28	-	68,568.31	-	501,272.37	194,602.73	4,844,676.32
13000 - ACCOUNTS RECEIVABLE	-	-	-	-	-	-	-	-	-
13500 - PROPERTY TAXES RECEIVABLE	-	-	-	-	-	-	-	-	-
15000 - DUE FROM OTHER FUNDS	171,416.86	-	1,000,000.00	-	-	-	-	-	1,171,416.86
15500 - DEPOSIT	-	-	-	-	-	-	-	-	-
16000 - PREPAID ITEMS	-	-	-	-	-	-	-	-	-
Total Assets:	3,026,614.92	328,552.57	1,896,482.28	-	68,568.31	-	501,272.37	194,602.73	6,016,093.18
Current Liabilities									
21050 - ACCOUNTS PAYABLE	-	-	-	-	-	-	-	-	-
21250 - SALES TAX PAYABLE	253.64	206.67	-	-	6.50	-	-	-	466.81
21300 - FEDERAL INCOME WITHHOLDING	-	-	-	-	-	-	-	-	-
21400 - SOCIAL SECURITY WITHHOLDING	-	-	-	-	-	-	-	-	-
21450 - MEDICARE WITHHOLDING	-	-	-	-	-	-	-	-	-
21500 - STATE INCOME TAX WITHHOLDING	-	-	-	-	-	-	-	-	-
21660 - HEALTH SAVINGS ACCOUNT	-	-	-	-	-	-	-	-	-
21665 - HSA FEES (DUE 3RD PARTY)	580.99	(16.40)	-	-	-	-	-	-	564.59
21700 - PUBLIC SAFETY RETIREMENT	2,159.27	-	-	-	-	-	-	-	2,159.27
21725 - CIVILIAN EMPLOYEE RETIREMENT	-	-	-	-	-	-	-	-	-
21800 - PRE-TAX 457 PLAN	-	-	-	-	-	-	-	-	-
21925 - VOLUNTARY EMPLOYEE BENEFICIARY ASSOC	-	-	-	-	-	-	-	-	-
22200 - DISABILITY INS - VOLUNTARY LONG TERM	(162.20)	(88.65)	-	-	-	-	-	-	(250.85)
22300 - LIFE INS - VOLUNTARY SUPPLEMENTAL	(500.49)	(14.21)	-	-	-	-	-	-	(514.70)
24000 - AFLAC	2,463.44	184.97	-	-	-	-	-	-	2,648.41
25000 - DUE TO OTHER FUNDS	-	1,171,416.86	-	-	-	22,815.31	-	-	1,208,074.02
26000 - DEFERRED REVENUE	-	-	-	-	-	-	-	-	-
26550 - ACCRUED PAYROLL & RELATED BENEFITS	-	-	-	-	-	-	-	-	-
Total Liabilities:	4,794.65	1,171,689.24	-	-	6.50	22,815.31	-	-	1,213,147.55
Equity									
31000 - FUND BALANCE	1,253,178.51	(778,002.04)	2,362,436.18	113.03	90,044.51	-	57,952.14	44,514.42	3,030,236.75
Beginning Equity:	1,253,178.51	(778,002.04)	2,362,436.18	113.03	90,044.51	-	57,952.14	44,514.42	3,030,236.75
CURRENT YEAR PROFIT / LOSS	1,768,641.76	(65,134.63)	(465,953.90)	(113.03)	(21,482.70)	(22,815.31)	443,320.23	150,088.31	1,772,708.88
Total Current Liabilities and Equity:	3,026,614.92	328,552.57	1,896,482.28	-	68,568.31	-	501,272.37	194,602.73	6,016,093.18



Superstition Fire & Medical District Cash Flow - All Governmental Funds

April 30, 2017

Month	Status	Beginning			Variance	Ending Cash Balance
		Cash Balance	Revenues	Expenditures		
July	Actual	3,030,130	176,467	1,100,099	(923,632)	2,106,498
August	Actual	2,106,498	335,634	1,248,669	(913,035)	1,193,462
September	Actual	1,193,462	1,724,508	1,310,825	413,683	1,607,145
October	Actual	1,607,145	2,714,816	1,261,358	1,453,458	3,060,604
November	Actual	3,060,604	3,180,781	1,223,859	1,956,922	5,017,525
December	Actual	5,017,525	1,598,038	1,790,738	(192,699)	4,824,826
January	Actual	4,824,826	627,736	1,219,635	(591,898)	4,232,928
February	Actual	4,232,928	499,801	1,147,461	(647,660)	3,585,267
March	Actual	3,585,267	668,236	1,463,353	(795,117)	2,790,150
April	Actual	2,790,150	3,255,081	1,200,555	2,054,526	4,844,676
May	Projected	4,844,676	1,087,283	1,427,571	(340,288)	4,504,388
June	Projected	4,504,388	352,005	2,539,178	(2,187,174)	2,317,215

Per Arizona Revised Statute (ARS) §48-807(O), the District must produce a Cash Flow Projection Report each fiscal year. This was a new requirement effective September 13, 2013.

The Cash Flow report consists of the combined cash balances of all District Funds. These balances includes the General (100) Fund, Rescue Transport (150), Capital Projects (200) Fund, Bond Proceeds (300) Fund, Special Revenue (400) Fund, CCU Grant (450) Fund, Debt Principal (500) Fund, and Debt Interest (600) Fund.

The first half of the fiscal year's property taxes is due between October 1 and November 1, and the second half is due between March 1 and May 1. Consequently, during the early months of the fiscal year, Capital Projects fund may be utilized to off-set low revenue collections period, but are returned to the Capital Fund when revenue flows increase.

The Cash Flow Projection Report is to be updated monthly with the actual revenues deposited into and expenditures disbursed from the District's cash accounts. It is important to note that the revenues and expenditures are reported here on a Cash Basis.

This report is generated to demonstrate that the Fire District maintains sufficient cash available to satisfy the projected expenditures budgeted over the course of the fiscal year. Close attention should be paid to the Ending Cash Balance columns of this report.

The projections above were derived from an analysis of the District's actual revenues and expenditures for the past three fiscal years and the current year's approved budget. They are to be used as a guide in financial planning. For more detailed information regarding revenues, expenditures, and cash accounts, please refer to the District's Monthly Financial Statements, Warrants Register, and Bank Statements.



Superstition Fire & Medical District Income Statement Summary

For Fiscal: 2016-2017 Period Ending: 4/30/2017

	Original Total Budget	Current Month Actual	YTD Actual Activity	Forecasted Remaining Budget	% Budget Remaining
Fund: 100 - GENERAL					
Revenues					
DIRECT TAXES	11,864,823.00	2,814,386.71	11,254,555.59	610,267.41	5.1%
OTHER TAXES	462,916.00	9,668.90	281,840.21	181,075.79	39.1%
CHARGES FOR SERVICES	553,400.00	9,089.93	334,276.49	219,123.51	39.6%
COMMUNITY HEALTH SERVICES	3,500.00	150.00	2,604.00	896.00	25.6%
OTHER INCOME	413,391.00	14,040.80	241,551.15	171,839.85	41.6%
INTERGOVERNMENTAL INCOME	2,400.00	50.00	2,860.88	(460.88)	-19.2%
FLEET ADVERTISING	100,000.00	-	-	100,000.00	100.0%
OTHER FINANCING SOURCES (USES)	(21,950.00)	-	517.66	(22,467.66)	102.4%
Revenue Total:	13,378,480.00	2,847,386.34	12,118,205.98	1,260,274.02	9.4%
Expenditures					
ADMINISTRATIVE SERVICES	4,904,749.00	362,660.01	3,791,876.85	1,112,872.15	22.7%
FINANCIAL SERVICES / RESERVES	1,370,739.89	50.00	2,673.22	1,368,066.67	99.8%
TRAINING SERVICES	69,000.00	295.84	37,259.51	31,740.49	46.0%
TECHNICAL SERVICES	551,821.00	30,577.26	362,686.88	189,134.12	34.3%
COMMUNICATION SERVICES	228,064.00	16,472.23	153,572.86	74,491.14	32.7%
EMERGENCY SERVICES	7,224,556.00	523,398.92	5,795,535.35	1,429,020.65	19.8%
COMMUNITY SERVICES	274,462.00	18,044.47	205,959.55	68,502.45	25.0%
Expenditures Total:	14,623,391.89	951,498.73	10,349,564.22	4,273,827.67	29.2%
Net Financial Sources (Uses)	\$ (1,244,911.89)	\$ 1,895,887.61	\$ 1,768,641.76	\$ (3,013,553.65)	
Beginning Unrestricted Fund Balance July 1, 2016	(1,244,911.89)				



Superstition Fire & Medical District Expenditures - Summary

For Fiscal: 2016-2017 Period Ending: 4/30/2017

	Original Total Budget	Current Month Actual	YTD Actual Activity	Forecasted Remaining Budget	% Budget Remaining
Fund: 100 - GENERAL OPERATING					
DIVISION 10: ADMINISTRATIVE SERVICES					
Compensation & Benefits					
Compensation	554,214.00	43,890.99	447,300.69	106,913.31	19.3%
Employer Provided Benefits	3,272,059.00	273,901.17	2,560,451.82	711,607.18	21.7%
Operating Expenditures					
Equipment & Machinery	7,400.00	2,883.92	4,793.23	2,606.77	35.2%
Parts & Supplies	391,445.00	13,399.87	256,548.99	134,896.01	34.5%
Facility Services	185,064.00	16,425.71	166,615.43	18,448.57	10.0%
Operating Services	147,750.00	3,839.63	94,810.17	52,939.83	35.8%
Professional Services	346,817.00	8,318.72	261,356.52	85,460.48	24.6%
Financial Services	1,370,739.89	50.00	2,673.22	1,368,066.67	99.8%
Training Services	69,000.00	295.84	37,259.51	31,740.49	46.0%
TOTAL ADMINISTRATIVE SERVICES	6,344,488.89	363,005.85	3,831,809.58	2,512,679.31	39.6%
DIVISION 20: TECHNICAL SERVICES					
Compensation	263,542.00	15,923.30	173,789.39	89,752.61	34.1%
Operating Expenditures					
Equipment & Machinery	3,300.00	15.99	2,222.50	1,077.50	32.7%
Operating Supplies	153,549.00	7,222.17	106,114.94	47,434.06	30.9%
Parts & Supplies	105,760.00	6,655.39	66,807.17	38,952.83	36.8%
Professional Services	21,670.00	472.41	11,222.16	10,447.84	48.2%
Training Services	4,000.00	288.00	2,530.72	1,469.28	36.7%
TOTAL TECHNICAL SERVICES	551,821.00	30,577.26	362,686.88	189,134.12	34.3%
DIVISION 30: COMMUNICATIONS SERVICES					
Operating Expenditures					
Parts & Supplies	1,500.00	-	2,020.56	(520.56)	-34.7%
Facility Services	6,000.00	-	1,846.35	4,153.65	69.2%
Operating Services	34,942.00	2,651.23	30,246.03	4,695.97	13.4%
Professional Services	185,622.00	13,821.00	119,459.92	66,162.08	35.6%
TOTAL COMMUNICATION SERVICES	228,064.00	16,472.23	153,572.86	74,491.14	32.7%
DIVISION 40: EMERGENCY SERVICES					
Compensation	6,925,221.00	498,482.32	5,597,033.50	1,328,187.50	19.2%
Operating Expenditures					
Equipment & Machinery	25,530.00	4,512.71	11,217.45	14,312.55	56.1%
Operating Supplies	123,048.00	6,649.35	75,898.54	47,149.46	38.3%
Parts & Supplies	76,500.00	7,216.68	59,950.66	16,549.34	21.6%
Operating Services	18,400.00	925.03	14,416.58	3,983.42	21.6%
Professional Services	38,071.00	5,612.83	25,929.59	12,141.41	31.9%
Training Services	17,786.00	-	11,089.03	6,696.97	37.7%
TOTAL EMERGENCY SERVICES	7,224,556.00	523,398.92	5,795,535.35	1,429,020.65	19.8%
DIVISION 50: COMMUNITY SERVICES / FIRE PREVENTION					
Compensation	238,762.00	17,062.53	189,299.22	49,462.78	20.7%
Operating Expenditures					
Equipment & Machinery	2,500.00	-	681.01	1,818.99	72.8%
Operating Supplies	4,500.00	429.07	2,681.24	1,818.76	40.4%
Parts & Supplies	6,000.00	418.20	2,502.78	3,497.22	58.3%
Operating Services	2,000.00	-	1,060.59	939.41	47.0%
Professional Services	12,750.00	538.55	5,453.26	7,296.74	57.2%
Training Services	7,950.00	(403.88)	4,281.45	3,668.55	46.1%
TOTAL COMMUNITY SERVICES / FIRE PREVENTION	274,462.00	18,044.47	205,959.55	68,502.45	25.0%
GRAND TOTAL GENERAL FUND	14,623,391.89	951,498.73	10,349,564.22	4,273,827.67	29.2%



Superstition Fire & Medical District Income Statement - Detail

For Fiscal: 2016-2017 Period Ending: 4/30/2017

		Original Total Budget	Current Month Actual	YTD Actual Activity	Forecasted Remaining Budget	% Budget Remaining
Fund: 100 - GENERAL OPERATING						
Revenue						
Direct Taxes						
100-10-41000-10	REAL & SECURED PROPERTY TAXES	10,599,971.00	2,711,931.75	10,028,722.59	571,248.41	5.4%
100-10-41050-10	UNSECURED PERS PROPERTY TAXES	872,361.00	81,038.56	824,837.26	47,523.74	5.4%
100-10-41075-10	REFUNDED TAXES	(20,000.00)	(1,633.40)	(11,585.00)	(8,415.00)	42.1%
100-10-41080-10	MARICOPA COUNTY PROPERTY TAXES	12,491.00	285.57	12,580.74	(89.74)	-0.7%
100-10-41100-10	FIRE DISTRICT ASSISTANCE TAX	400,000.00	22,764.23	400,000.00	-	0.0%
	Subtotal	11,864,823.00	2,814,386.71	11,254,555.59	610,267.41	5.1%
Other Taxes						
100-10-41200-10	SRP CONTRIBUTIONS	362,916.00	-	180,316.76	182,599.24	50.3%
100-10-41300-10	INSURANCE PREMIUM TAX	100,000.00	9,668.90	101,523.45	(1,523.45)	-1.5%
	Total Tax Revenue	12,327,739.00	2,824,055.61	11,536,395.80	791,343.20	6.4%
Charges for Services						
100-10-42000-41	TREAT & REFER EMS PAYMENTS	200,000.00	-	-	200,000.00	100.0%
100-10-42025-41	EMS LEASING	-	-	-	-	0.0%
100-10-42050-41	OTHER EMS PAYMENTS	1,000.00	-	-	1,000.00	100.0%
100-10-42075-41	EMS CONTRACTS	35,000.00	-	27,390.19	7,609.81	21.7%
100-10-42078-12	FIRE CONTRACTS	5,000.00	-	-	5,000.00	100.0%
100-10-42200-41	MISCELLANEOUS CONTRACTS	6,000.00	619.18	5,950.20	49.80	0.8%
100-10-42600-15	COPIES (FIRE REPORTS, ETC.)	400.00	60.00	702.00	(302.00)	-75.5%
100-10-42700-50	PERMITS	6,000.00	250.00	4,100.00	1,900.00	31.7%
100-10-43100-12	STATE LAND FIRE PAYMENTS	250,000.00	-	260,193.60	(10,193.60)	-4.1%
100-10-43200-20	OUTSIDE FLEET MAINTENANCE	50,000.00	8,160.75	35,940.50	14,059.50	28.1%
100-10-43300-50	INTERGOVERNMENTAL - PLAN REVIEW FEES	2,400.00	50.00	2,860.88	(460.88)	-19.2%
100-10-43400-12	FLEET ADVERTISING	100,000.00	-	-	100,000.00	100.0%
	Total Charges for Services	655,800.00	9,139.93	337,137.37	318,662.63	48.6%
Community Health Services						
100-10-43500-41	CPR / FIRST AID CLASSES	3,500.00	150.00	2,604.00	896.00	25.6%
Other Income						
100-10-45700-10	INVESTMENT EARNINGS	10,000.00	978.95	9,982.04	17.96	0.2%
100-10-45800-10	COBRA REIMBURSEMENT INCOME	-	-	427.52	(427.52)	0.0%
100-10-45900-10	OTHER INCOME	10,000.00	(780.00)	6,312.91	3,687.09	36.9%
100-10-46700-10	CM GRANT REIMBURSEMENT INCOME	393,391.00	13,841.85	224,828.68	168,562.32	42.8%
	Total Charges for Services	413,391.00	14,040.80	241,551.15	171,839.85	41.6%
Other Financing Sources (Uses)						
100-80-48020-04	TRANSFER IN (400 Fund)	-	-	-	-	0.0%
100-80-48020-10	TRANSFER IN	-	-	-	-	0.0%
100-80-48100-04	TRANSFER OUT (400 Fund)	(12,000.00)	-	-	(12,000.00)	100.0%
100-80-48100-05	TRANSFER OUT (450 Fund)	(9,950.00)	-	-	(9,950.00)	100.0%
100-90-49500-10	DISTRICT EQUIPMENT SALES	-	-	517.66	(517.66)	0.0%
	Total Charges for Services	(21,950.00)	-	517.66	(22,467.66)	102.4%
Revenue Total:		\$ 13,378,480.00	\$ 2,847,386.34	\$ 12,118,205.98	\$ 1,260,274.02	9.4%

Expense

DIVISION 10: ADMINISTRATIVE SERVICES						
Wages						
100-10-50000-10	FIRE CHIEF	146,419.00	13,859.14	121,145.97	25,273.03	17.3%
100-10-50010-10	ADMIN SERVICES STAFF	389,866.00	28,624.11	311,373.45	78,492.55	20.1%
100-10-52510-10	WAGE ALLOWANCE (CELL PHONES)	17,429.00	1,407.74	14,781.27	2,647.73	15.2%
100-10-52700-10	ADMIN SERVICES STAFF OVERTIME	500.00	-	-	500.00	100.0%
	Subtotal	554,214.00	43,890.99	447,300.69	106,913.31	19.3%
Employer Provided Benefits						
100-10-53710-10	PENSION (PSPRS)	1,427,231.00	113,216.00	1,162,712.63	264,518.37	18.5%
100-10-53760-10	PENSION (ASRS)	119,213.00	21,171.85	92,766.36	26,446.64	22.2%
100-10-53770-10	BENEFIT CONTRIBUTIONS	1,147,162.00	86,701.73	915,989.65	231,172.35	20.2%
100-10-53785-10	ACA HEALTHCARE ASSESSMENT	-	-	-	-	0.0%
100-10-53810-10	SOCIAL SECURITY	49,831.00	3,509.28	38,007.19	11,823.81	23.7%
100-10-53830-10	MEDICARE	115,599.00	8,344.69	93,570.49	22,028.51	19.1%
100-10-53860-10	INDUSTRIAL INSURANCE	147,544.00	27,766.67	134,269.30	13,274.70	9.0%
100-10-53870-10	INDUSTRIAL INSURANCE - VOLUNTEERS	54.00	-	-	54.00	100.0%
100-10-53890-10	UNEMPLOYMENT	-	-	278.16	(278.16)	0.0%
100-10-53910-10	MEDICAL INSURANCE	17,432.00	6,009.82	34,260.20	(16,828.20)	-96.5%
100-10-53920-10	DENTAL INSURANCE	1,268.00	5,674.74	7,810.41	(6,542.41)	-516.0%
100-10-53930-10	VISION INSURANCE	-	60.35	252.20	(252.20)	0.0%



Superstition Fire & Medical District Income Statement - Detail

For Fiscal: 2016-2017 Period Ending: 4/30/2017

	Original Total Budget	Current Month Actual	YTD Actual Activity	Forecasted Remaining Budget	% Budget Remaining	
100-10-53940-10	EMPLOYEE ASSISTANCE PROGRAM	11,250.00	791.04	7,925.76	3,324.24	29.5%
100-10-53950-10	LIFE INSURANCE	8,695.00	520.00	6,701.50	1,993.50	22.9%
100-10-53960-10	CANCER INSURANCE FUND (PSPRS)	4,550.00	-	4,550.00	-	0.0%
100-10-53965-10	COBRA (REIMBURSABLE)	-	135.00	851.73	(851.73)	0.0%
100-10-53990-10	EARNED LEAVE BUYOUT (ELBO) PROGRAM	152,990.00	-	-	152,990.00	100.0%
100-10-53992-10	EARNED LEAVE BUYOUT PROGRAM - FICA	4,317.00	-	-	4,317.00	100.0%
100-10-53994-10	EARNED LEAVE BUYOUT PROGRAM - IND INS	1,961.00	-	-	1,961.00	100.0%
100-10-53997-10	EARNED LEAVE SEPARATION (ELSP) PROGRAM	62,062.00	-	58,601.45	3,460.55	5.6%
100-10-53998-10	EARNED LEAVE SEPARATION PROGRAM - FICA	900.00	-	1,904.79	(1,004.79)	-111.6%
	Subtotal	3,272,059.00	273,901.17	2,560,451.82	711,607.18	21.7%
Admin Services Compensation & Benefits Total: 3,826,273.00 317,792.16 3,007,752.51 818,520.49 21.4%						
Equipment & Machinery						
100-10-54040-08	COMPUTER EQUIPMENT	-	-	-	-	0.0%
100-10-54050-08	COMPUTER SOFTWARE	6,400.00	2,883.92	4,793.23	1,606.77	25.1%
100-10-54280-12	OFFICE FURNITURE	1,000.00	-	-	1,000.00	100.0%
	Subtotal	7,400.00	2,883.92	4,793.23	2,606.77	35.2%
Parts & Supplies						
100-10-55060-08	COMPUTER / PRINTER SUPPLIES & MAINT	21,425.00	787.53	8,978.84	12,446.16	58.1%
100-10-55340-20	IGA PARTS & SUPPLIES - FLORENCE	21,500.00	401.42	13,866.73	7,633.27	35.5%
100-10-55341-12	IGA - STATE LAND REIMBURSABLE EXPENSES	3,750.00	-	3,036.89	713.11	19.0%
100-10-55342-12	STATE LAND / SHIFT COVERAGE	175,000.00	-	115,117.26	59,882.74	34.2%
100-10-55343-20	IGA SERVICES WAGES (INTERGOVERNMENTAL)	11,500.00	690.45	7,387.08	4,112.92	35.8%
100-10-55345-41	CONTRACTED SPECIAL EVENTS OVERTIME	16,120.00	2,847.94	17,748.77	(1,628.77)	-10.1%
100-10-55550-12	OFFICE FURNITURE & EQUIP, PARTS & SUPPLIES	17,000.00	747.20	6,989.64	10,010.36	58.9%
100-10-55670-50	VOLUNTEER GROUP SUPPLIES	350.00	-	471.54	(121.54)	-34.7%
100-10-56340-12	CLEANING SUPPLIES	13,500.00	1,783.72	12,059.85	1,440.15	10.7%
100-10-56600-12	FACILITY MAINTENANCE	12,000.00	383.48	5,817.46	6,182.54	51.5%
100-10-56860-12	FOOD / BEVERAGES	2,000.00	-	1,736.19	263.81	13.2%
100-10-57100-12	OFFICE SUPPLIES	13,500.00	106.46	3,970.49	9,529.51	70.6%
100-10-57200-12	POSTAGE / DELIVERY SERVICES	2,400.00	270.52	2,040.83	359.17	15.0%
100-10-57220-12	POSTAGE METER RENTAL / SUPPLIES	500.00	-	100.06	399.94	80.0%
100-10-57440-12	PROFESSIONAL PUBLICATIONS / SUBSCRIPTIONS	2,500.00	-	132.00	2,368.00	94.7%
100-10-57600-12	HONOR GUARD	500.00	-	-	500.00	100.0%
100-10-57620-12	REWARDS / RECOGNITION / FLOWERS SUPPLIES	4,000.00	-	6,374.35	(2,374.35)	-59.4%
100-10-58000-12	UNIFORMS (CIVILIAN)	6,650.00	867.16	3,785.23	2,864.77	43.1%
100-10-58020-12	UNIFORMS - CLASS A / NEW HIRES	-	-	-	-	0.0%
100-10-58080-12	UNIFORMS (GOVERNING BOARD)	250.00	28.78	181.73	68.27	27.3%
100-10-58100-12	UNIFORMS (PUBLIC SAFETY)	66,500.00	4,485.21	46,175.22	20,324.78	30.6%
100-10-58150-12	UNIFORMS (VOLUNTEERS)	500.00	-	578.83	(78.83)	-15.8%
	Subtotal	391,445.00	13,399.87	256,548.99	134,896.01	34.5%
Facility Services						
100-10-59000-12	FACILITIES RENT	12,000.00	1,000.00	10,000.00	2,000.00	16.7%
100-10-59020-12	ELECTRICITY	82,500.00	4,547.71	72,490.00	10,010.00	12.1%
100-10-59040-12	FACILITY PROJECTS	60,000.00	8,149.19	61,663.52	(1,663.52)	-2.8%
100-10-59060-12	NATURAL GAS	3,000.00	223.38	2,046.44	953.56	31.8%
100-10-59100-08	PHONE	20,922.00	1,875.75	15,856.11	5,065.89	24.2%
100-10-59160-12	WATER SOFTENER SUPPLIES	6,642.00	629.68	4,559.36	2,082.64	31.4%
	Subtotal	185,064.00	16,425.71	166,615.43	18,448.57	10.0%
Operating Services						
100-10-59180-12	SEWER / SEPTIC	4,500.00	310.89	3,130.68	1,369.32	30.4%
100-10-59200-12	WATER	15,000.00	1,468.85	14,627.59	372.41	2.5%
100-10-60100-08	CELLULAR FEES	-	-	-	-	0.0%
100-10-60180-08	COPIER MAINTENANCE & SUPPLIES	7,650.00	-	3,962.68	3,687.32	48.2%
100-10-60230-12	DOCUMENT DISPOSAL SERVICES	700.00	75.56	377.80	322.20	46.0%
100-10-60240-12	EXTERMINATING	1,500.00	-	2,182.65	(682.65)	-45.5%
100-10-60310-08	INTERNET	90,000.00	-	49,667.53	40,332.47	44.8%
100-10-60320-12	LANDSCAPING	3,000.00	-	1,305.85	1,694.15	56.5%
100-10-60580-12	REFUSE COLLECTION	3,750.00	493.34	3,986.84	(236.84)	-6.3%
100-10-60600-12	SECURITY & ALARM SYSTEMS	6,750.00	89.77	4,365.15	2,384.85	35.3%
100-10-60620-08	INDIVIDUAL SOFTWARE LICENSING	5,200.00	780.00	3,056.34	2,143.66	41.2%
100-10-60630-08	SYSTEM SERVER HOSTING	5,200.00	117.93	2,882.88	2,317.12	44.6%
100-10-60740-12	WATER & ICE (DRINKING)	4,500.00	503.29	5,264.18	(764.18)	-17.0%
	Subtotal	147,750.00	3,839.63	94,810.17	52,939.83	35.8%
Professional Services						
100-10-61010-08	ACCREDITATION	1,500.00	-	169.95	1,330.05	88.7%
100-10-61020-12	ADMIN MEDICAL DIRECTOR - CONTRACT	30,000.00	7,500.00	22,500.00	7,500.00	25.0%



Superstition Fire & Medical District Income Statement - Detail

For Fiscal: 2016-2017 Period Ending: 4/30/2017

		Original Total Budget	Current Month Actual	YTD Actual Activity	Forecasted Remaining Budget	% Budget Remaining
100-10-61060-12	NEW HIRE HR ADVERTISING	-	-	-	-	● 0.0%
100-10-61100-12	BACKGROUND INVESTIGATION / CREDIT REPORTING	500.00	-	354.00	146.00	● 29.2%
100-10-61160-08	COMPUTER INFO SYSTEMS MAINT CONTRACT	29,000.00	-	15,000.00	14,000.00	● 48.3%
100-10-61170-08	CIS WEB HOSTING / DOMAINS / CERTIFICATES	2,000.00	-	1,409.53	590.47	● 29.5%
100-10-61200-12	NEW HIRE HR TESTING	500.00	-	-	500.00	● 100.0%
100-10-61260-12	CPA AUDIT SERVICES	14,000.00	-	14,000.00	-	● 0.0%
100-10-61520-12	ELECTION EXPENSES	15,400.00	-	20,099.00	(4,699.00)	● -30.5%
100-10-61700-12	VEHICLE / PROPERTY / LIABILITY INSURANCE	104,090.00	-	79,049.51	25,040.49	● 24.1%
100-10-61860-12	LEGAL SERVICES	20,000.00	97.50	11,883.03	8,116.97	● 40.6%
100-10-61920-12	MEDICAL EXAM SERVICES	55,992.00	-	59,770.00	(3,778.00)	● -6.7%
100-10-61960-12	TEMP PERSONNEL - OUTSIDE SERVICES	-	-	-	-	● 0.0%
100-10-62020-12	PRINTING / PUBLISHING SERVICES	2,500.00	655.22	5,263.82	(2,763.82)	● -110.6%
100-10-62060-12	PROFESSIONAL ORGANIZATIONS / MEMBERSHIP	6,500.00	-	3,878.40	2,621.60	● 40.3%
100-10-62105-08	GLOBAL SOFTWARE LICENSING	64,585.00	66.00	27,979.28	36,605.72	● 56.7%
100-10-62250-12	STRATEGIC PLANNING (LONG-RANGE MASTER PLAN)	250.00	-	-	250.00	● 100.0%
	Subtotal	346,817.00	8,318.72	261,356.52	85,460.48	● 24.6%
	Financial Services					
100-10-63000-10	ADMIN FEES, BONDS & LEASES	5,600.00	50.00	1,258.30	4,341.70	● 77.5%
100-10-63100-10	FEES (RECORD / FILING / PERMIT)	900.00	-	319.34	580.66	● 64.5%
100-10-63120-10	GENERAL CONTINGENCY ACCOUNT	50,000.00	-	-	50,000.00	● 100.0%
100-10-63140-10	INTEREST & FINANCE CHARGES	3,000.00	-	1,095.58	1,904.42	● 63.5%
100-10-63150-10	FINANCIAL RESERVE	1,311,239.89	-	-	1,311,239.89	● 100.0%
	Subtotal	1,370,739.89	50.00	2,673.22	1,368,066.67	● 99.8%
	Training Services					
100-10-64020-12	ADMINISTRATIVE TRAINING / CONFERENCES	25,000.00	(196.16)	11,468.37	13,531.63	● 54.1%
100-10-64040-12	BOARD OF DIRECTORS TRAINING	3,000.00	-	2,709.34	290.66	● 9.7%
100-10-64060-12	COLLEGE TUITION REIMBURSEMENT	38,000.00	492.00	19,536.80	18,463.20	● 48.6%
100-10-64410-12	SFMD LEADERSHIP CONFERENCE	3,000.00	-	3,545.00	(545.00)	● -18.2%
	Subtotal	69,000.00	295.84	37,259.51	31,740.49	● 46.0%
	Administrative Services Operating Expense Total:	2,518,215.89	45,213.69	824,057.07	1,694,158.82	● 67.3%
	TOTAL ADMINISTRATIVE SERVICES	6,344,488.89	363,005.85	3,831,809.58	2,512,679.31	● 39.6%
DIVISION 20: TECHNICAL SERVICES						
	Wages					
100-20-50020-10	FACILITY & FACILITIES STAFF	251,792.00	15,619.89	172,074.93	79,717.07	● 31.7%
100-20-52700-20	FLEET & FACILITIES STAFF OVERTIME	11,750.00	303.41	1,714.46	10,035.54	● 85.4%
	Technical Services Wages Total:	263,542.00	15,923.30	173,789.39	89,752.61	● 34.1%
	Equipment & Machinery					
100-20-54050-20	DIAGNOSTIC SOFTWARE	3,300.00	15.99	2,222.50	1,077.50	● 32.7%
	Operating Supplies					
100-20-55400-20	MECHANICAL EQUIPMENT, PARTS & SUPPLIES	5,449.00	-	5,189.93	259.07	● 4.8%
100-20-55580-20	TIRES	66,600.00	-	41,405.19	25,194.81	● 37.8%
100-20-55620-20	VEHICLE PARTS	81,500.00	7,222.17	59,519.82	21,980.18	● 27.0%
	Subtotal	153,549.00	7,222.17	106,114.94	47,434.06	● 30.9%
	Parts & Supplies					
100-20-56800-20	FLUIDS (ANTIFREEZE, BRAKE, TRANSMISSION)	6,600.00	-	5,065.63	1,534.37	● 23.2%
100-20-56880-20	FUEL - DIESEL	71,200.00	5,026.54	40,407.90	30,792.10	● 43.2%
100-20-56900-20	FUEL - UNLEADED	15,000.00	1,230.10	10,153.19	4,846.81	● 32.3%
100-20-57060-20	MISCELLANEOUS SHOP SUPPLIES	6,500.00	339.52	6,882.79	(382.79)	● -5.9%
100-20-57140-20	ENGINE OIL	5,200.00	-	3,550.35	1,649.65	● 31.7%
100-20-58120-20	UNIFORMS & TOWELS (TECHNICAL SERVICES)	1,260.00	59.23	747.31	512.69	● 40.7%
	Subtotal	105,760.00	6,655.39	66,807.17	38,952.83	● 36.8%
	Professional Services					
100-20-61460-20	HAZARDOUS WASTE DISPOSAL	570.00	-	301.36	268.64	● 47.1%
100-20-61820-20	LADDER TESTING & CERT - AERIAL & GROUND	3,600.00	-	3,077.69	522.31	● 14.5%
100-20-62140-20	REPAIR & MAINTENANCE - FLEET	17,500.00	472.41	7,843.11	9,656.89	● 55.2%
	Subtotal	21,670.00	472.41	11,222.16	10,447.84	● 48.2%
	Training Services					
100-20-64470-20	FLEET SERVICES TRAINING	4,000.00	288.00	2,530.72	1,469.28	● 36.7%
	Technical Services Operating Expense Total:	288,279.00	14,653.96	188,897.49	99,381.51	● 34.5%
	TOTAL TECHNICAL SERVICES	551,821.00	30,577.26	362,686.88	189,134.12	● 34.3%



Superstition Fire & Medical District Income Statement - Detail

For Fiscal: 2016-2017 Period Ending: 4/30/2017

		Original Total Budget	Current Month Actual	YTD Actual Activity	Forecasted Remaining Budget		% Budget Remaining
DIVISION 30: COMMUNICATIONS SERVICES							
Parts & Supplies							
100-30-56040-15	BATTERIES - ELECTRONICS (PORTABLE BATTERIES)	500.00	-	447.64	52.36	●●●●●	10.5%
100-30-57590-15	RADIO EQUIPMENT SUPPLIES	1,000.00	-	1,572.92	(572.92)	●●●●●	-57.3%
	Subtotal	1,500.00	-	2,020.56	(520.56)	●●●●●	-34.7%
Facility Services							
100-30-59080-15	PHONE / E - 911 COMM CIRCUITS	6,000.00	-	1,846.35	4,153.65	●●●●●	69.2%
Operating Services							
100-30-60020-15	800 MHZ RADIO MAINTENANCE	10,000.00	253.33	7,290.78	2,709.22	●●●●●	27.1%
100-30-60340-08	MCT MAINTENANCE	3,400.00	-	-	3,400.00	●●●●●	100.0%
100-30-60350-08	MOBILE DATA OPERATIONS	19,542.00	2,397.90	22,880.25	(3,338.25)	●●●●●	-17.1%
100-30-60360-15	MOBILE DISPATCH EQUIP MAINT	500.00	-	-	500.00	●●●●●	100.0%
100-30-60560-15	RADIO INFORMATION SYSTEMS MAINTENANCE	1,500.00	-	75.00	1,425.00	●●●●●	95.0%
	Subtotal	34,942.00	2,651.23	30,246.03	4,695.97	●●●●●	13.4%
Professional Services							
100-30-61440-15	DISPATCH SERVICES - MFMD	185,622.00	13,821.00	119,459.92	66,162.08	●●●●●	35.6%
TOTAL COMMUNICATIONS SERVICES		228,064.00	16,472.23	153,572.86	74,491.14	●●●●●	32.7%
DIVISION 40: EMERGENCY SERVICES							
Wages							
100-40-50040-10	ASSISTANT CHIEFS	349,892.00	25,330.35	290,983.07	58,908.93	●●●●●	16.8%
100-40-50140-10	ADMINISTRATIVE ASSISTANT II	45,434.00	3,542.28	36,660.09	8,773.91	●●●●●	19.3%
100-40-51010-10	BATTALION CHIEFS	265,317.00	20,340.04	216,426.24	48,890.76	●●●●●	18.4%
100-40-51030-10	CAPTAINS	2,008,094.00	152,990.36	1,649,736.28	358,357.72	●●●●●	17.8%
100-40-51040-10	ENGINEERS	1,178,727.00	87,558.54	937,190.68	241,536.32	●●●●●	20.5%
100-40-51050-10	FIREFIGHTERS	2,797,203.00	219,766.90	2,225,137.40	572,065.60	●●●●●	20.5%
100-40-52015-10	LIGHT DUTY ASSIGNMENT	-	-	17,200.82	(17,200.82)	●●●●●	0.0%
100-40-52530-12	BATTALION CHIEF COVERAGE	16,000.00	-	-	16,000.00	●●●●●	100.0%
	Subtotal	6,660,667.00	509,528.47	5,373,334.58	1,287,332.42	●●●●●	19.3%
OT Wages							
100-40-52540-10	FLSA HALFTIME	69,744.00	7,680.02	63,629.25	6,114.75	●●●●●	8.8%
100-40-52560-10	HOLIDAY PAY	70,060.00	-	61,442.81	8,617.19	●●●●●	12.3%
100-40-52700-12	OPS ADMIN STAFF OVERTIME	-	-	-	-	●●●●●	0.0%
100-40-52740-12	SHIFT OVERTIME	46,150.00	17.36	57,438.98	(11,288.98)	●●●●●	-24.5%
100-40-52750-12	SPECIAL OVERTIME	3,000.00	(19,829.73)	11,141.40	(8,141.40)	●●●●●	-271.4%
100-40-52810-12	NON-CONTRACTED SPECIAL EVENTS OT	5,400.00	-	944.27	4,455.73	●●●●●	82.5%
100-40-52910-50	PUBLIC EVENTS / PUB ED OT	6,400.00	230.21	2,525.83	3,874.17	●●●●●	60.5%
	Subtotal	200,754.00	(11,902.14)	197,122.54	3,631.46	●●●●●	1.8%
Training OT Wages							
100-40-53140-41	EMS TRAINING OT	3,150.00	172.59	1,820.94	1,329.06	●●●●●	42.2%
100-40-53240-12	PROMOTIONAL TESTING OT	2,000.00	-	4,582.97	(2,582.97)	●●●●●	-129.1%
100-40-53260-41	FIRE OPERATIONAL TRAINING OT	12,636.00	330.68	739.25	11,896.75	●●●●●	94.1%
100-40-53360-41	OFFICER DEVELOPMENT OT	32,076.00	-	18,098.70	13,977.30	●●●●●	43.6%
100-40-53380-41	RECRUIT / INTERN ACADEMY OT	-	-	-	-	●●●●●	0.0%
100-40-53500-41	SPECIAL OPERATIONS OT	13,478.00	352.72	1,219.07	12,258.93	●●●●●	91.0%
	Subtotal	63,340.00	855.99	26,460.93	36,879.07	●●●●●	58.2%
Other OT Wages							
100-40-53580-15	FIRE INVESTIGATION OT	460.00	-	115.45	344.55	●●●●●	74.9%
Emergency Services Wages Total:		6,925,221.00	498,482.32	5,597,033.50	1,328,187.50	●●●●●	19.2%
Equipment & Machinery							
100-40-54080-41	EMS EQUIPMENT & MACHINERY (ASSET)	5,600.00	2,251.39	5,717.45	(117.45)	●●●●●	-2.1%
100-40-54100-41	EMS TRAINING EQUIPMENT (ASSET)	-	-	-	-	●●●●●	0.0%
100-40-54120-40	FIRE OPS EQUIPMENT & MACHINERY (ASSET)	500.00	-	-	500.00	●●●●●	100.0%
100-40-54140-40	FIRE OPS HOSE (ASSET)	4,580.00	-	-	4,580.00	●●●●●	100.0%
100-40-54165-41	FIRE OPS TRAINING EQUIPMENT (ASSET)	5,000.00	479.76	479.76	4,520.24	●●●●●	90.4%
100-40-54300-42	PHYSICAL FITNESS EQUIPMENT (ASSET)	5,050.00	531.49	3,770.17	1,279.83	●●●●●	25.3%
100-40-54420-47	SCBA AIR MASKS (ASSET)	1,300.00	1,250.07	1,250.07	49.93	●●●●●	3.8%
100-40-54460-41	SPECIAL OPERATIONS EQUIPMENT (ASSET)	3,500.00	-	-	3,500.00	●●●●●	100.0%
	Subtotal	25,530.00	4,512.71	11,217.45	14,312.55	●●●●●	56.1%



Superstition Fire & Medical District Income Statement - Detail

For Fiscal: 2016-2017 Period Ending: 4/30/2017

		Original Total Budget	Current Month Actual	YTD Actual Activity	Forecasted Remaining Budget		% Budget Remaining
Operating Supplies							
100-40-55100-41	EMS PARTS AND SUPPLIES	27,160.00	4,204.39	20,228.82	6,931.18	●	25.5%
100-40-55120-41	EMS TRAINING TOOLS & SUPPLIES	-	-	-	-	●	0.0%
100-40-55200-40	FIRE OPS EQUIPMENT, PARTS, SUPPLIES & MAINT	25,000.00	338.69	18,152.56	6,847.44	●	27.4%
100-40-55220-41	FIRE OPS TRAINING TOOLS & SUPPLIES	24,000.00	1,238.64	16,253.18	7,746.82	●	32.3%
100-40-55440-42	PHYSICAL FITNESS TRAINING TOOLS, SUPP & MAINT	5,800.00	-	982.83	4,817.17	●	83.1%
100-40-55480-42	SAFETY EQUIPMENT, PARTS & SUPPLIES	2,000.00	-	-	2,000.00	●	100.0%
100-40-55520-47	SCBA TOOLS, EQUIPMENT & SUPPLIES	1,388.00	229.41	1,891.49	(503.49)	●	-36.3%
100-40-55560-41	SPECIAL OPS OPERATING EXPENSES	37,700.00	638.22	18,389.66	19,310.34	●	51.2%
	Subtotal	123,048.00	6,649.35	75,898.54	47,149.46	●	38.3%
Parts & Supplies							
100-40-56200-41	COMM HEALTH SERVICES SUPPLIES	6,000.00	676.64	1,554.71	4,445.29	●	74.1%
100-40-56760-40	FIRE REHAB - PERISHABLES	500.00	-	-	500.00	●	100.0%
100-40-57245-42	PPE (PERSONAL PROTECTIVE EQUIPMENT)	70,000.00	6,540.04	58,395.95	11,604.05	●	16.6%
	Subtotal	76,500.00	7,216.68	59,950.66	16,549.34	●	21.6%
Operating Services							
100-40-60040-41	BIO-HAZARD WASTE	-	-	-	-	●	0.0%
100-40-60140-20	SCBA COMPRESSOR MAINTENANCE	3,000.00	-	2,800.00	200.00	●	6.7%
100-40-60300-12	GENERATOR MAINTENANCE	150.00	-	-	150.00	●	100.0%
100-40-60520-12	PROPANE (GENERATOR)	5,250.00	-	2,838.37	2,411.63	●	45.9%
100-40-60700-12	TOWEL & LINEN SERVICES	10,000.00	925.03	8,778.21	1,221.79	●	12.2%
	Subtotal	18,400.00	925.03	14,416.58	3,983.42	●	21.6%
Professional Services							
100-40-61080-20	AIR QUALITY TESTING	1,000.00	-	656.80	343.20	●	34.3%
100-40-61120-12	BAY DOOR MAINTENANCE	5,000.00	1,088.12	7,219.03	(2,219.03)	●	-44.4%
100-40-61530-41	EMS CARDIAC MONITOR MAINTENANCE & SUPPLIES	17,571.00	2,670.18	10,680.72	6,890.28	●	39.2%
100-40-61650-12	INFECTION CONTROL MEDICAL EXAM SERVICE	750.00	100.00	3,299.28	(2,549.28)	●	-339.9%
100-40-61660-41	INSTRUCTOR SERVICES - CE	-	-	-	-	●	0.0%
100-40-61980-42	PPE CLOTHING MAINTENANCE & DECONTAMINATION	11,000.00	1,754.53	2,760.24	8,239.76	●	74.9%
100-40-62200-47	SCBA TESTING & CALIBRATION	2,750.00	-	1,313.52	1,436.48	●	52.2%
	Subtotal	38,071.00	5,612.83	25,929.59	12,141.41	●	31.9%
Training Services							
100-40-64020-41	FIRE OPS / EMS CONFERENCES	3,000.00	-	2,794.00	206.00	●	6.9%
100-40-64180-41	EMS TRAINING & SUPPLIES	-	-	-	-	●	0.0%
100-40-64300-41	FIRE OPS TRAINING & SUPPLIES	-	-	-	-	●	0.0%
100-40-64340-41	SPECIAL OPERATIONS TRAINING & SUPPLIES	-	-	-	-	●	0.0%
100-40-64400-42	HEALTH, SAFETY, & WELLNESS TRAINING & SUPPLIES	8,000.00	-	155.00	7,845.00	●	98.1%
100-40-64420-41	INTERN / RECRUIT ACADEMY & SUPPLIES	-	-	-	-	●	0.0%
100-40-64550-41	OFFICER DEVELOPMENT TRAINING & SUPPLIES	6,786.00	-	8,140.03	(1,354.03)	●	-20.0%
	Subtotal	17,786.00	-	11,089.03	6,696.97	●	37.7%
Emergency Services Operating Expense Total:		299,335.00	24,916.60	198,501.85	100,833.15	●	33.7%
TOTAL EMERGENCY SERVICES		7,224,556.00	523,398.92	5,795,535.35	1,429,020.65	●	19.8%
DIVISION 50: COMMUNITY SERVICES / FIRE PREVENTION							
Wages							
100-50-50150-10	FIRE ENGINEER - DEPUTY FIRE MARSHAL	86,428.00	6,648.27	69,806.91	16,621.09	●	19.2%
100-50-50260-10	FIRE & LIFE SAFETY EDUCATION SPECIALIST	70,850.00	5,426.94	56,982.87	13,867.13	●	19.6%
100-50-50270-10	MULTI-MEDIA PRODUCTION SPECIALIST	75,114.00	4,729.74	56,442.44	18,671.56	●	24.9%
	Subtotal	232,392.00	16,804.95	183,232.22	49,159.78	●	21.2%
OT Wages							
100-50-52700-15	PREVENTION / FIRE INVESTIGATION OVERTIME	500.00	257.58	1,953.75	(1,453.75)	●	-290.8%
100-50-52965-15	SPECIAL PUBLIC EVENTS OT	5,870.00	-	4,113.25	1,756.75	●	29.9%
	Subtotal	6,370.00	257.58	6,067.00	303.00	●	4.8%
Community Services / Fire Prevention Wages Total:		238,762.00	17,062.53	189,299.22	49,462.78	●	20.7%



Superstition Fire & Medical District Income Statement - Detail

For Fiscal: 2016-2017 Period Ending: 4/30/2017

	Original Total Budget	Current Month Actual	YTD Actual Activity	Forecasted Remaining Budget	% Budget Remaining
Equipment & Machinery					
100-50-54500-59 VIDEO EQUIPMENT (ASSET)	2,500.00	-	681.01	1,818.99	72.8%
Operating Supplies					
100-50-55160-50 FIRE CODE BOOKS & MANUALS	500.00	-	107.42	392.58	78.5%
100-50-55180-15 FIRE INVESTIGATION TOOLS & EQUIPMENT	200.00	-	13.07	186.93	93.5%
100-50-55260-50 FIRE PREVENTION TOOLS & EQUIPMENT	300.00	-	86.22	213.78	71.3%
100-50-55640-59 VIDEO EQUIPMENT, PARTS & SUPPLIES	3,500.00	429.07	2,474.53	1,025.47	29.3%
Subtotal	4,500.00	429.07	2,681.24	1,818.76	40.4%
Parts & Supplies					
100-50-56740-50 FIRE PREVENTION SUPPLIES	1,000.00	-	453.96	546.04	54.6%
100-50-56920-08 GIS PRINTING SUPPLIES	2,000.00	-	335.00	1,665.00	83.3%
100-50-57640-50 SAFETY & EDUCATION PROMO MATERIALS	3,000.00	418.20	1,713.82	1,286.18	42.9%
Subtotal	6,000.00	418.20	2,502.78	3,497.22	58.3%
Operating Services					
100-50-60150-50 EMERGENCY EVENT SUPPLIES	2,000.00	-	1,060.59	939.41	47.0%
Professional Services					
100-50-61330-50 COMM RELATIONS EMS WEEK	2,000.00	538.55	1,003.29	996.71	49.8%
100-50-61340-50 FIRE PREVENTION WEEK	3,500.00	-	3,299.86	200.14	5.7%
100-50-61370-50 COMMUNITY RELATIONS PRINTED MATERIALS	2,250.00	-	1,001.64	1,248.36	55.5%
100-50-61380-50 WATER SAFETY EVENTS	1,000.00	-	148.47	851.53	85.2%
100-50-62010-08 PRE-PLAN DEVELOPMENT	4,000.00	-	-	4,000.00	100.0%
100-50-62080-50 PROF OUTSIDE SVCS (PLAN REVIEW)	-	-	-	-	0.0%
Subtotal	12,750.00	538.55	5,453.26	7,296.74	57.2%
Training Services					
100-50-64240-15 FIRE ARSON / INVESTIGATOR TRAINING	3,000.00	-	2,187.77	812.23	27.1%
100-50-64260-50 FIRE CODE TRAINING	1,500.00	-	321.50	1,178.50	78.6%
100-50-64270-50 PUB ED COMMUNITY OUTREACH TRAINING	1,750.00	(403.88)	1,397.18	352.82	20.2%
100-50-64370-15 MULTI-MEDIA TRAINING	1,700.00	-	375.00	1,325.00	77.9%
Subtotal	7,950.00	(403.88)	4,281.45	3,668.55	46.1%
Community Services / Fire Prevention Operating Expense Total:	35,700.00	981.94	16,660.33	19,039.67	53.3%
TOTAL COMMUNITY SERVICES / FIRE PREVENTION	274,462.00	18,044.47	205,959.55	68,502.45	25.0%
GRAND TOTAL GENERAL FUND	14,623,391.89	951,498.73	10,349,564.22	4,273,827.67	29.2%
Net Financial Sources (Uses):	\$ (1,244,911.89) \$ 1,895,887.61 \$ 1,768,641.76 \$ (3,013,553.65)				
Beginning Unrestricted Fund Balance July 1, 2016	\$1,244,911.89				



Superstition Fire & Medical District Income Statement - Detail

For Fiscal: 2016-2017 Period Ending: 4/30/2017

		Original Total Budget	Current Month Actual	YTD Actual Activity	Forecasted Remaining Budget	% Budget Remaining
Fund: 150 - TRANSPORT SERVICES						
Revenue						
150-10-42100-10	ALS TRANSPORT REVENUE	3,832,857.00	216,328.99	1,809,500.58	2,023,356.42	52.8%
150-10-42110-10	BLS TRANSPORT REVENUE	224,362.00	-	-	224,362.00	100.0%
150-10-42120-10	BILLED MILEAGE REVENUE	630,573.00	-	-	630,573.00	100.0%
150-10-42125-10	TRANSPORT CUSTOMER REFUNDS	-	(407.35)	(21,305.96)	21,305.96	0.0%
150-10-42150-10	AHCCCS SETTLEMENTS	(318,700.00)	-	-	(318,700.00)	100.0%
150-10-42160-10	MEDICARE SETTLEMENTS	(1,289,909.00)	-	-	(1,289,909.00)	100.0%
150-10-42170-10	BAD DEBT EXPENSE	(802,092.00)	-	-	(802,092.00)	100.0%
150-10-42180-10	COLLECTIONS REVENUE	79,664.00	-	-	79,664.00	100.0%
150-10-45700-10	INVESTMENT EARNINGS	5,000.00	159.21	1,532.83	3,467.17	0.0%
150-10-45900-10	OTHER INCOME	-	(300.00)	72,324.19	(72,324.19)	0.0%
150-80-48020-02	TRANSFER IN (200 FUND)	-	-	-	-	0.0%
150-80-48100-10	TRANSFER OUT (200 FUND)	(50,000.00)	-	-	(50,000.00)	0.0%
	Revenue Total:	\$ 2,311,755.00	\$ 215,780.85	\$ 1,862,051.64	449,703.36	19.5%

Expense						
DIVISION 10: ADMINISTRATIVE SERVICES						

Wages						
150-10-50000-10	FIRE CHIEF	24,781.00	1,906.24	20,015.52	4,765.48	19.2%
150-10-50010-10	ADMIN SERVICES STAFF	90,197.00	6,938.21	72,851.21	17,345.79	19.2%
150-10-52510-10	WAGE ALLOWANCE (CELL PHONES)	2,160.00	124.62	1,308.51	851.49	39.4%
	Subtotal	117,138.00	8,969.07	94,175.24	22,962.76	19.6%
Employer Provided Benefits						
150-10-53710-10	PENSION (PSPRS)	39,179.00	3,013.73	31,644.17	7,534.83	19.2%
150-10-53760-10	PENSION (ASRS)	94,711.00	8,748.87	77,910.03	16,800.97	17.7%
150-10-53770-10	BENEFIT CONTRIBUTIONS	205,432.00	19,550.87	168,158.13	37,273.87	18.1%
150-10-53810-10	SOCIAL SECURITY	62,925.00	5,678.48	49,528.10	13,396.90	21.3%
150-10-53830-10	MEDICARE	17,920.00	1,574.43	13,986.82	3,933.18	21.9%
150-10-53860-10	INDUSTRIAL INSURANCE	23,341.00	3,906.33	16,709.98	6,631.02	28.4%
150-10-53910-10	MEDICAL INSURANCE	-	2,040.87	3,617.24	(3,617.24)	0.0%
150-10-53920-10	DENTAL INSURANCE	-	986.50	1,065.25	(1,065.25)	0.0%
150-10-53930-10	VISION INSURANCE	-	4.84	9.08	(9.08)	0.0%
150-10-53940-10	EMPLOYEE ASSISTANCE PROGRAM	2,206.00	391.68	3,287.06	(1,081.06)	-49.0%
150-10-53950-10	LIFE INSURANCE	1,925.00	474.50	2,723.50	(798.50)	-41.5%
150-10-53997-10	EARNED LEAVE SEPARATION (ELSP) PROGRAM	-	-	2,484.32	(2,484.32)	0.0%
150-10-53998-10	EARNED LEAVE SEPARATION PROGRAM - FICA	-	-	182.75	(182.75)	0.0%
	Subtotal	447,639.00	46,371.10	371,306.43	76,332.57	17.1%
	Admin Services Compensation & Benefits Total:	564,777.00	55,340.17	465,481.67	99,295.33	17.6%
Equipment & Machinery						
150-10-54040-08	COMPUTER EQUIPMENT	2,900.00	-	173.47	2,726.53	94.0%
150-10-54280-12	OFFICE FURNITURE	-	-	-	-	0.0%
	Subtotal	2,900.00	-	173.47	2,726.53	94.0%
Operating Supplies						
150-10-55060-08	COMPUTER / PRINTER SUPPLIES & MAINTENANCE	750.00	501.29	931.54	(181.54)	-24.2%
Parts & Supplies						
150-10-55550-12	OFFICE FURNITURE & EQUIPMENT, PARTS & SUPPLIES	4,500.00	-	891.51	3,608.49	80.2%
150-10-55670-50	VOLUNTEER GROUP SUPPLIES	-	-	23.57	(23.57)	0.0%
150-10-56340-12	CLEANING SUPPLIES	750.00	684.17	2,638.56	(1,888.56)	-251.8%
150-10-56600-12	FACILITY MAINTENANCE	4,000.00	55.56	879.15	3,120.85	78.0%
150-10-56860-12	FOOD / BEVERAGES	700.00	-	67.62	632.38	90.3%
150-10-57100-12	OFFICE SUPPLIES	750.00	53.19	1,177.82	(427.82)	-57.0%
150-10-57200-12	POSTAGE / DELIVERY SERVICES	200.00	35.00	750.81	(550.81)	-275.4%
150-10-57440-12	PROFESSIONAL PUBS / SUBSCRIPTIONS	1,200.00	-	46.63	1,153.37	96.1%
150-10-57620-12	REWARDS / RECOGNITION / FLOWER SUPPLIES	1,000.00	-	50.08	949.92	95.0%
150-10-58000-12	UNIFORMS (CIVILIAN)	11,500.00	2,536.59	14,353.05	(2,853.05)	-24.8%
	Subtotal	24,600.00	3,364.51	20,878.80	3,721.20	15.1%
Facility Services						
150-10-59000-12	FACILITY RENT	6,000.00	500.00	5,000.00	1,000.00	16.7%
150-10-59020-12	ELECTRICITY	27,500.00	1,598.95	24,233.53	3,266.47	11.9%
150-10-59040-12	FACILITY PROJECTS	20,000.00	2,509.81	12,832.04	7,167.96	35.8%
150-10-59060-12	NATURAL GAS	1,000.00	90.23	715.14	284.86	28.5%
150-10-59100-08	PHONE	1,101.00	771.47	6,265.41	(5,164.41)	-469.1%
150-10-59160-12	WATER SOFTENER SUPPLIES	350.00	183.38	1,219.36	(869.36)	-248.4%
150-10-59180-12	SEWER / SEPTIC	1,500.00	129.19	1,092.76	407.24	27.1%



150-10-59200-12 WATER

Superstition Fire & Medical District Income Statement - Detail

For Fiscal: 2016-2017 Period Ending: 4/30/2017

	Original Total Budget	Current Month Actual	YTD Actual Activity	Forecasted Remaining Budget	% Budget Remaining
Subtotal	5,000.00	506.29	4,749.95	250.05	5.0%
	62,451.00	6,289.32	56,108.19	6,342.81	10.2%



Superstition Fire & Medical District Income Statement - Detail

For Fiscal: 2016-2017 Period Ending: 4/30/2017

		Original Total Budget	Current Month Actual	YTD Actual Activity	Forecasted Remaining Budget	% Budget Remaining
Operating Services						
150-10-60100-08	CELLULAR FEES	2,280.00	-	-	2,280.00	100.0%
150-10-60180-08	COPIER MAINTENANCE & SUPPLIES	700.00	-	1,940.92	(1,240.92)	-177.3%
150-10-60230-12	DOCUMENT DISPOSAL SERVICES	-	37.78	188.90	(188.90)	0.0%
150-10-60240-12	EXTERMINATING	500.00	-	567.35	(67.35)	-13.5%
150-10-60310-08	INTERNET	2,400.00	-	17,367.37	(14,967.37)	-623.6%
150-10-60580-12	LANDSCAPING	1,000.00	-	244.15	755.85	75.6%
150-10-60580-12	REFUSE COLLECTION	1,250.00	153.87	1,218.29	31.71	2.5%
150-10-60600-12	SECURITY & ALARM SYSTEMS	2,250.00	29.93	1,619.95	630.05	28.0%
150-10-60620-08	INDIVIDUAL SOFTWARE LICENSING	-	-	1,536.49	(1,536.49)	0.0%
150-10-60630-08	SYSTEM SERVER HOSTING	-	58.97	1,441.44	(1,441.44)	0.0%
150-10-60740-12	WATER & ICE (DRINKING)	1,500.00	198.70	1,376.86	123.14	8.2%
	Subtotal	11,880.00	479.25	27,501.72	(15,621.72)	-131.5%
Professional Services						
150-10-61020-12	ADMIN MEDICAL DIR - CONTRACT	15,000.00	3,750.00	11,250.00	3,750.00	25.0%
150-10-61060-12	NEW HIRE HR ADVERTISING	-	-	-	-	0.0%
150-10-61100-12	BACKGROUND / CREDIT REPORTG	3,000.00	236.00	1,934.75	1,065.25	35.5%
150-10-61160-08	CIS MAINT CONTRACT	5,500.00	-	5,075.00	425.00	7.7%
150-10-61170-08	CIS WEB HOSTING / DOMAIN CERTIFICATES	-	-	31.96	(31.96)	0.0%
150-10-61200-12	NEW HIRE HR TESTING	-	-	-	-	0.0%
150-10-61260-12	CPA AUDIT SERVICES	2,000.00	-	2,000.00	-	0.0%
150-10-61520-12	ELECTION EXPENSES	7,585.00	-	10,036.00	(2,451.00)	-32.3%
150-10-61700-12	VEHICLE / PROPERTY / LIABILITY INS	20,782.00	-	15,669.24	5,112.76	24.6%
150-10-61860-12	LEGAL SERVICES	3,000.00	595.00	37,827.60	(34,827.60)	-1160.9%
150-10-61920-12	MEDICAL EXAM SERVICES	3,200.00	260.00	1,105.00	2,095.00	65.5%
150-10-62020-12	PRINTING / PUBLISHING SERVICES	450.00	353.13	1,525.95	(1,075.95)	-239.1%
150-10-62060-12	PROFESSIONAL ORGS / MEMBERSHIP	3,000.00	1,200.00	2,901.73	98.27	3.3%
150-10-62105-08	GLOBAL SOFTWARE LICENSING	12,411.00	33.00	16,435.74	(4,024.74)	-32.4%
	Subtotal	75,928.00	6,427.13	105,792.97	(29,864.97)	-39.3%
Training Services						
150-10-63000-10	ADMIN FEES, BONDS & LEASES	100.00	-	375.67	(275.67)	-275.7%
150-10-63120-10	GENERAL CONTINGENCY ACCOUNT	4,422.00	-	-	4,422.00	100.0%
150-10-63140-10	INTEREST & FINANCE CHARGES	4,000.00	-	3,721.14	278.86	7.0%
150-10-63150-10	FINANCIAL RESERVE	216,690.58	-	-	216,690.58	100.0%
150-10-63200-10	BILLING & COLLECTIONS FEES	116,132.00	13,837.77	85,608.65	30,523.35	26.3%
150-10-64020-12	ADMIN TRAINING / CONFERENCES	5,000.00	-	4,825.05	174.95	3.5%
150-10-64040-12	BOARD OF DIRECTORS TRAINING	-	-	0.72	(0.72)	0.0%
150-10-64060-12	COLLEGE TUITION REIMBURSEMENT	5,000.00	1,784.31	5,776.31	(776.31)	-15.5%
150-10-64410-12	SFMD LEADERSHIP CONFERENCE	1,000.00	-	-	1,000.00	100.0%
	Subtotal	352,344.58	15,622.08	100,307.54	252,037.04	71.5%
	Administrative Services Operating Expense Total:	530,853.58	32,683.58	311,694.23	219,159.35	41.3%
TOTAL ADMINISTRATIVE SERVICES		1,095,630.58	88,023.75	777,175.90	318,454.68	29.1%
DIVISION 20: TECHNICAL SERVICES						
Wages						
150-20-50020-10	FACILITY & FACILITIES STAFF	15,000.00	2,026.58	16,438.40	(1,438.40)	-9.6%
	Technical Services Wages Total:	15,000.00	2,026.58	16,438.40	(1,438.40)	-9.6%
Equipment & Machinery						
150-20-54050-20	DIAGNOSTIC SOFTWARE	400.00	-	-	400.00	100.0%
Operating Supplies						
150-20-55400-20	MECH EQUIPMENT, PARTS & SUPPLIES	100.00	-	320.13	(220.13)	-220.1%
150-20-55580-20	TIRES	6,000.00	-	1,641.14	4,358.86	72.6%
150-20-55620-20	VEHICLE PARTS	3,500.00	355.37	3,221.79	278.21	7.9%
	Subtotal	9,600.00	355.37	5,183.06	4,416.94	46.0%
Parts & Supplies						
150-20-56800-20	FLUIDS (ANTIFREEZE, BRAKE, TRANSMISSION)	300.00	-	100.55	199.45	66.5%
150-20-56880-20	FUEL - DIESEL	20,000.00	1,750.12	15,939.06	4,060.94	20.3%
150-20-56900-20	FUEL - UNLEADED	2,000.00	156.58	980.92	1,019.08	51.0%
150-20-57060-20	MISCELLANEOUS SHOP SUPPLIES	500.00	248.25	248.25	251.75	50.4%
150-20-57140-20	ENGINE OIL	1,200.00	-	1,163.36	36.64	3.1%
150-20-58120-20	UNIFORMS & TOWELS (TECH SRVS)	35.00	29.61	287.82	(252.82)	-722.3%
	Subtotal	24,035.00	2,184.56	18,719.96	5,315.04	22.1%
Professional Services						
150-20-61460-20	HAZARDOUS WASTE DISPOSAL	30.00	-	150.68	(120.68)	-402.3%



Superstition Fire & Medical District Income Statement - Detail

For Fiscal: 2016-2017 Period Ending: 4/30/2017

150-20-62140-20 REPAIR & MAINTENANCE - FLEET

	Original Total Budget	Current Month Actual	YTD Actual Activity	Forecasted Remaining Budget	% Budget Remaining
	11,220.00	-	2,293.40	8,926.60	79.6%
Subtotal	11,250.00	-	2,444.08	8,805.92	78.3%



Superstition Fire & Medical District Income Statement - Detail

For Fiscal: 2016-2017 Period Ending: 4/30/2017

		Original Total Budget	Current Month Actual	YTD Actual Activity	Forecasted Remaining Budget	% Budget Remaining
Training Services						
150-20-64470-20	FLEET SERVICES TRAINING	2,000.00	-	50.00	1,950.00	● 97.5%
Technical Services Operating Expense Total:		47,285.00	2,539.93	26,397.10	20,887.90	● 44.2%
TOTAL TECHNICAL SERVICES		62,285.00	4,566.51	42,835.50	19,449.50	● 31.2%

DIVISION 30: COMMUNICATIONS SERVICES

Operating Services						
150-30-59080-15	PHONE / E-911 COMMUNICATION CIRCUITS	2,220.00	-	923.15	1,296.85	● 58.4%
150-30-60020-15	800 MHZ RADIO MAINTENANCE	1,200.00	126.67	2,884.95	(1,684.95)	● -140.4%
150-30-60350-08	MOBILE DATA OPERATIONS	8,760.00	496.23	3,532.08	5,227.92	● 59.7%
150-30-60560-15	RADIO INFO SYSTEMS MAINTENANCE	800.00	-	-	800.00	● 100.0%
Subtotal		12,980.00	622.90	7,340.18	5,639.82	● 43.5%
Professional Services						
150-30-61440-15	DISPATCH SERVICES - MFMD	88,813.00	11,194.50	67,468.58	21,344.42	● 24.0%
TOTAL COMMUNICATIONS SERVICES		101,793.00	11,817.40	74,808.76	26,984.24	● 26.5%

DIVISION 40: TRANSPORT SERVICES

Wages						
150-40-50040-10	ASSISTANT CHIEFS	64,501.00	4,961.59	52,096.70	12,404.30	● 19.2%
150-40-50140-10	CON OPERATIONS MANAGEMENT	121,561.00	9,504.12	97,819.06	23,741.94	● 19.5%
150-40-51010-10	BATTALION CHIEFS	83,045.00	6,388.04	67,074.42	15,970.58	● 19.2%
150-40-51030-10	CAPTAINS	53,155.00	4,088.82	42,932.61	10,222.39	● 19.2%
150-40-51600-10	PARAMEDIC (FULL TIME)	219,840.00	18,947.56	165,631.44	54,208.56	● 24.7%
150-40-51650-10	EMT (FULL TIME)	149,138.00	17,694.05	145,258.33	3,879.67	● 2.6%
150-40-51700-10	PARAMEDIC (PART TIME)	72,576.00	7,208.00	59,253.92	13,322.08	● 18.4%
150-40-51750-10	EMT (PART TIME)	61,236.00	4,347.01	45,586.18	15,649.82	● 25.6%
150-40-51800-10	SWORN COVERAGE - WAGES	-	10,490.95	41,205.98	(41,205.98)	● 0.0%
Subtotal		825,052.00	83,630.14	716,858.64	108,193.36	● 13.1%
OT / Other Wages						
150-40-52560-10	HOLIDAY PAY	6,360.00	-	5,929.48	430.52	● 6.8%
150-40-52740-12	REGULAR OVERTIME	279,005.00	22,288.27	160,982.94	118,022.06	● 42.3%
150-40-52750-12	SPECIAL OVERTIME	-	-	-	-	● 0.0%
150-40-53140-41	EMS TRAINING OT	1,350.00	-	-	1,350.00	● 100.0%
150-40-53380-41	NEW HIRE TRAINING	-	475.57	475.57	(475.57)	● 0.0%
Subtotal		286,715.00	22,763.84	167,387.99	119,327.01	● 42.0%
Transport Services Wages Total:		1,111,767.00	106,393.98	884,246.63	227,520.37	● 20.5%
Equipment & Machinery						
150-40-54080-41	EMS EQUIP & MACHINERY (ASSET)	2,400.00	2,534.40	2,534.40	(134.40)	● -5.6%
150-40-54300-42	PHYSICAL FITNESS EQUIPMENT (ASSET)	1,263.00	1,262.98	1,262.98	0.02	● 0.0%
Subtotal		3,663.00	3,797.38	3,797.38	(134.38)	● -3.7%
Operating Supplies						
150-40-55100-41	EMS PARTS & SUPPLIES	-	-	564.35	(564.35)	● 0.0%
150-40-55440-42	PHYSICAL FITNESS TRAINING, TOOLS & SUPPLIES	675.00	-	13.23	661.77	● 98.0%
150-40-56450-41	EMS MEDICAL SUPPLIES	100,000.00	-	84,614.45	15,385.55	● 15.4%
150-40-56460-41	EMS DISPOSABLES	42,000.00	2,671.30	43,546.11	(1,546.11)	● -3.7%
150-40-57000-41	IMMUNIZATION CLINIC SUPPLIES	5,000.00	-	2,855.72	2,144.28	● 42.9%
Subtotal		147,675.00	2,671.30	131,593.86	16,081.14	● 10.9%
Operating Services						
150-40-60040-41	BIO-HAZARD WASTE	1,800.00	280.72	1,162.51	637.49	● 35.4%
150-40-60300-12	GENERATOR MAINTENANCE	50.00	-	-	50.00	● 100.0%
150-40-60520-12	PROPANE (GENERATOR)	1,750.00	-	1,115.50	634.50	● 36.3%
150-40-60700-12	TOWEL & LINEN SERVICES	2,500.00	187.73	1,783.88	716.12	● 28.6%
Subtotal		6,100.00	468.45	4,061.89	2,038.11	● 33.4%
Professional Services						
150-40-61120-12	BAY DOOR MAINTENANCE	720.00	544.06	816.11	(96.11)	● -13.3%
150-40-61530-41	EMS CARDIAC MONITOR MAINT & SUPP	4,617.00	-	6,639.24	(2,022.24)	● -43.8%
150-40-61650-12	INFECTION CONTROL MEDICAL EXAM SERVICE	250.00	-	1,211.00	(961.00)	● -384.4%
Subtotal		5,587.00	544.06	8,666.35	(3,079.35)	● -55.1%
Training Services						
150-40-64020-41	EMS CONFERENCES	2,500.00	-	-	2,500.00	● 100.0%
150-40-64400-42	HEALTH, SAFETY, & WELLNESS TRNG & SUPPLIES	1,125.00	-	-	1,125.00	● 100.0%
Subtotal		3,625.00	-	-	3,625.00	● 100.0%
Transport Services Operating Expense Total:		166,650.00	7,481.19	148,119.48	18,664.92	● 11.2%



Superstition Fire & Medical District Income Statement - Detail

For Fiscal: 2016-2017 Period Ending: 4/30/2017

	Original Total Budget	Current Month Actual	YTD Actual Activity	Forecasted Remaining Budget	% Budget Remaining
TOTAL TRANSPORT OPERATIONS	1,278,417.00	113,875.17	1,032,366.11	246,185.29	19.3%



Superstition Fire & Medical District Income Statement - Detail

For Fiscal: 2016-2017 Period Ending: 4/30/2017

		Original Total Budget	Current Month Actual	YTD Actual Activity	Forecasted Remaining Budget	% Budget Remaining
DIVISION 50: COMMUNITY SERVICES / FIRE PREVENTION						
	Parts & Supplies					
150-50-56920-08	GIS PRINTING SUPPLIES	150.00	-	-	150.00	● 100.0%
150-50-56920-50	SAFETY & EDUCATION PROMOTIONAL MATERIALS	1,250.00	-	-	1,250.00	● 100.0%
	Subtotal	1,400.00	-	-	1,400.00	● 100.0%
	Professional Services					
150-50-61330-50	EMS WEEK	2,000.00	-	-	2,000.00	● 100.0%
150-50-61370-50	COMMUNITY RELATIONS PRINTED MATERIALS	500.00	-	-	500.00	● 100.0%
	Subtotal	2,500.00	-	-	2,500.00	● 100.0%
	TOTAL COMMUNITY SERVICES / FIRE PREVENTION	3,900.00	-	-	3,900.00	● 100.0%
	GRAND TOTAL TRANSPORT SERVICES FUND	2,542,025.58	218,282.83	1,927,186.27	614,973.71	● 24.2%

Net Financial Sources (Uses): \$ (230,270.58) \$ (2,501.98) \$ (65,134.63) \$ (165,270.35)



Superstition Fire & Medical District Income Statement - Detail

For Fiscal: 2016-2017 Period Ending: 4/30/2017

		Original Total Budget	Current Month Actual	YTD Actual Activity	Forecasted Remaining Budget	% Budget Remaining
Fund: 200 - CAPITAL PROJECTS						
Revenue						
200-10-45700-10	INVESTMENT EARNINGS	5,000.00	556.69	8,771.90	(3,771.90)	-75.4%
200-10-45900-10	OTHER INCOME	-	-	-	-	0.0%
200-80-48100-04	TRANSFER OUT (400 FUND)	(2,000.00)	-	-	(2,000.00)	100.0%
200-80-48100-15	TRANSFER IN (150 FUND)	50,000.00	-	-	50,000.00	100.0%
200-90-49550-15	DISTRICT PROPERTY SALES	-	-	-	-	0.0%
	Revenue Total:	\$ 53,000.00	\$ 556.69	\$ 8,771.90	44,228.10	83.4%
Expense						
200-10-63150-10	FINANCIAL RESERVE	807,844.18	-	-	807,844.18	100.0%
200-70-71002-25	BUILDINGS & SYSTEMS	18,000.00	4,716.00	5,836.00	12,164.00	67.6%
200-70-72240-20	VEHICLES / GENERAL PURPOSE	303,502.00	-	278,109.64	25,392.36	8.4%
200-70-72340-20	APPARATUS EQUIPMENT	38,200.00	13,444.38	40,564.53	(2,364.53)	-6.2%
200-70-72510-30	COMM MICROWAVE UPGRADE	57,390.00	225.00	56,317.00	1,073.00	1.9%
200-70-52515-30	COMM SYSTEM SOFTWARE	5,000.00	-	-	5,000.00	100.0%
200-70-72660-30	RADIO COMM EQUIP - PORTABLE	42,000.00	-	39,601.52	2,398.48	5.7%
200-70-72670-40	RADIO COMM EQUIP - WIRELESS	25,500.00	-	-	25,500.00	100.0%
200-70-72740-40	FIRE PROT EQUIP - SPECIALIZED	2,000.00	-	-	2,000.00	100.0%
200-70-72770-47	SCBA PACKS & BOTTLES	-	-	-	-	0.0%
200-70-72800-40	THERMAL IMAGING CAMERAS	-	-	-	-	0.0%
200-70-73420-41	EMS CAPITAL EQUIPMENT	65,000.00	-	35,866.89	29,133.11	44.8%
200-70-73515-15	COMPUTER EQUIPMENT	25,000.00	15,477.54	18,430.22	6,569.78	26.3%
200-70-73520-15	COMPUTER SOFTWARE	26,000.00	-	-	26,000.00	100.0%
200-70-73540-25	FACILITY EQUIPMENT	-	-	-	-	0.0%
200-70-73840-44	FITNESS EQUIPMENT	-	-	-	-	0.0%
	Expense Total:	\$ 1,415,436.18	\$ 33,862.92	\$ 474,725.80	940,710.38	66.5%
	Net Financial Sources (Uses):	\$ (1,362,436.18)	\$ (33,306.23)	\$ (465,953.90)	(896,482.28)	
	Beginning Restricted Fund Balance July 1, 2016	\$1,362,436.18				



Superstition Fire & Medical District Income Statement - Detail

For Fiscal: 2016-2017 Period Ending: 4/30/2017

		Original Total Budget	Current Month Actual	YTD Actual Activity	Forecasted Remaining Budget	% Budget Remaining
Fund: 300 - 2006 GADA BOND FUND						
Revenue						
300-10-45700-10	INVESTMENT EARNINGS	-	-	-	-	0.0%
Revenue Total:		\$ -	\$ -	\$ -	-	0.0%
Expense						
300-70-71005-15	BUILDING & IMPROVEMENTS	-	-	-	-	0.0%
Expense Total:		-	-	-	-	0.0%
Net Financial Sources (Uses):		\$ -	\$ -	\$ -	-	
Beginning Restricted Fund Balance July 1, 2016		\$0.00				

		Original Total Budget	Current Month Actual	YTD Actual Activity	Forecasted Remaining Budget	% Budget Remaining
Fund: 400 - SPECIAL REVENUE						
Revenue						
400-10-45700-10	INVESTMENT EARNINGS	500.00	32.23	541.07	(41.07)	-8.2%
400-10-46700-10	GRANT - FIRE PREVENTION	30,600.00	-	-	30,600.00	100.0%
400-10-46750-10	GRANT - FEMA (SHARE)	80,000.00	-	-	80,000.00	100.0%
400-10-46750-10	GRANT - OTHER	-	-	-	-	0.0%
400-10-47020-41	AED DONATIONS	10,000.00	-	4,800.00	5,200.00	52.0%
400-10-47100-41	EMS CARDIAC DONATIONS	10,000.00	1,275.00	4,475.00	5,525.00	55.3%
400-10-47110-41	EMS EQUIPMENT DONATIONS	-	-	-	-	0.0%
400-10-47120-50	FIRE PREVENTION / PUBLIC EDUCATION	100.00	-	23,434.00	(23,334.00)	0.0%
400-10-47130-10	GENERAL DONATIONS	2,500.00	850.00	9,894.00	(7,394.00)	-295.8%
400-80-48020-02	TRANSFER IN (200 Fund)	2,000.00	-	-	2,000.00	100.0%
400-80-48020-10	TRANSFER IN (100 Fund)	12,000.00	-	-	12,000.00	100.0%
400-80-48100-10	TRANSFER OUT (100 Fund)	-	-	-	-	0.0%
Revenue Total:		\$ 147,700.00	\$ 2,157.23	\$ 43,144.07	104,555.93	70.8%
Expense						
400-10-63610-10	UNDESIGNATED INVESTMENT EARNINGS RES	150.00	-	-	150.00	100.0%
400-50-77250-50	AED DONATIONS - EXPENDITURES	32,446.00	138.62	8,109.24	24,336.76	75.0%
400-50-77260-50	EMS EQUIPMENT DONATIONS	300.00	-	-	300.00	100.0%
400-50-77270-50	FIRE PREVENTION / PUBLIC EDUCATION	3,394.00	-	123.47	3,270.53	96.4%
400-50-77280-50	GENERAL DONATIONS	13,611.00	-	740.79	12,870.21	94.6%
400-55-77300-10	FIRE SCIENCE SCHOLARSHIP	-	-	-	-	0.0%
400-70-77510-41	EMS CARDIAC DONATIONS	63,243.51	-	35,866.89	27,376.62	43.3%
400-70-78700-10	GRANT - FIRE PREVENTION	32,600.00	-	19,786.38	12,813.62	39.3%
400-70-79440-10	FEMA GRANT (FEDERAL SHARE)	92,000.00	-	-	92,000.00	100.0%
Expense Total:		\$ 237,744.51	\$ 138.62	\$ 64,626.77	173,117.74	72.8%
Net Financial Sources (Uses):		\$ (90,044.51)	\$ 2,018.61	\$ (21,482.70)	(68,561.81)	
Beginning Restricted Fund Balance July 1, 2016		\$90,044.51				



Superstition Fire & Medical District Income Statement - Detail

For Fiscal: 2016-2017 Period Ending: 4/30/2017

		Original Total Budget	Current Month Actual	YTD Actual Activity	Forecasted Remaining Budget	% Budget Remaining
Fund: 450 - CCU GRANT						
Revenue						
450-10-46000-10	CCU REIMBURSEMENT PAYMENTS	393,391.00	13,841.85	224,828.68	168,562.32	42.8%
450-80-48020-10	TRANSFER IN (100 FUND)	9,950.00	-	-	9,950.00	100.0%
Revenue Total:		\$ 403,341.00	\$ 13,841.85	\$ 224,828.68	178,512.32	44.3%
Expense						
450-10-53710-10	PENSION (PSPRS)	59,224.00	1,392.72	36,438.29	22,785.71	38.5% ●
450-10-53770-10	BENEFIT CONTRIBUTIONS	34,242.00	878.00	21,154.50	13,087.50	38.2% ●
450-10-53830-10	MEDICARE	4,113.00	89.70	2,522.19	1,590.81	38.7% ●
450-10-53860-10	INDUSTRIAL INSURANCE	8,172.00	194.82	5,077.95	3,094.05	37.9% ●
450-10-55060-08	COMPUTER / PRINTER SUPPLIES & MAINTENANCE	100.00	-	-	100.00	100.0% ●
450-10-55550-12	OFFICE FURN & EQUIPMENT,PARTS & SUPPLIES	100.00	-	-	100.00	100.0% ●
450-10-56340-12	CLEANING SUPPLIES	-	-	205.11	(205.11)	0.0% ●
450-10-56600-12	FACILITY MAINTENANCE	100.00	-	14.45	85.55	85.6% ●
450-10-57100-12	OFFICE SUPPLIES	200.00	-	10.17	189.83	94.9% ●
450-10-58000-12	UNIFORMS (CIVILIAN)	250.00	-	351.65	(101.65)	-40.7% ●
450-10-59040-12	FACILITY PROJECTS	-	-	49.37	(49.37)	0.0% ●
450-10-60600-12	SECURITY & ALARM SYSTEMS	-	-	19.98	(19.98)	0.0% ●
450-10-60740-12	WATER & ICE (DRINKING WATER)	-	-	6.72	(6.72)	0.0% ●
450-10-61860-12	LEGAL SERVICES	-	-	287.00	(287.00)	0.0% ●
450-20-50020-10	FACILITY & FACILITIES STAFF	1,500.00	-	367.65	1,132.35	75.5% ●
450-20-55400-20	MECHANICAL EQUIPMENT PARTS & SUPPLIES	-	-	85.74	(85.74)	0.0% ●
450-20-55580-20	TIRES	1,600.00	-	-	1,600.00	100.0% ●
450-20-55620-20	VEHICLE PARTS	1,500.00	-	1,165.89	334.11	22.3% ●
450-20-56800-20	FLUIDS (ANTIFREEZE, BRAKE, TRANSMISSION)	100.00	-	-	100.00	100.0% ●
450-20-56880-20	FUEL - DIESEL	6,200.00	-	514.11	5,685.89	91.7% ●
450-20-57140-20	ENGINE OIL	100.00	-	-	100.00	100.0% ●
450-20-62140-20	REPAIR & MAINTENANCE - FLEET	1,400.00	-	-	1,400.00	100.0% ●
450-30-60350-08	MOBILE DATA OPERATIONS	675.00	-	385.63	289.37	42.9% ●
450-30-61440-15	DISPATCH FEES - MFMD	-	-	1,615.68	(1,615.68)	0.0% ●
450-40-51030-10	CAPTAINS	276,937.00	6,670.14	166,612.16	110,324.84	39.8% ●
450-40-52540-10	FLSA HALFTIME	3,454.00	-	1,090.35	2,363.65	68.4% ●
450-40-52560-10	HOLIDAY PAY	3,249.00	-	3,529.73	(280.73)	-8.6% ●
450-40-52740-12	SHIFT OVERTIME	-	-	6,139.67	(6,139.67)	0.0% ●
450-40-60040-41	BIO-HAZARD WASTE	50.00	-	-	50.00	100.0% ●
450-40-60700-12	TOWEL & LINEN SERVICES	75.00	-	-	75.00	100.0% ●
Expense Total:		\$ 403,341.00	\$ 9,225.38	\$ 247,643.99	155,697.01	38.6% ●
Net Financial Sources (Uses):		\$ -	\$ 4,616.47	\$ (22,815.31)	\$ 22,815.31	
Beginning Restricted Fund Balance July 1, 2016		\$0.00				



Superstition Fire & Medical District Income Statement - Detail

For Fiscal: 2016-2017 Period Ending: 4/30/2017

		Original Total Budget	Current Month Actual	YTD Actual Activity	Forecasted Remaining Budget	% Budget Remaining
Fund: 500 - DEBT RETIREMENT PRINCIPAL						
Revenue						
500-10-41000-10	REAL & SECURED PROPERTY TAXES	422,368.00	108,652.91	401,444.87	20,923.13	5.0%
500-10-41050-10	UNSECURED PERS PROPERTY TAXES	34,760.00	3,240.23	32,971.94	1,788.06	5.1%
500-10-41200-10	SRP CONTRIBUTIONS	14,461.00	-	7,228.26	7,232.74	50.0%
500-10-45700-10	INVESTMENT EARNINGS	1,600.00	180.21	1,677.49	(77.49)	-4.8%
Revenue Total:		\$ 473,189.00	\$ 112,073.35	\$ 443,322.56	\$ 29,866.44	6.3%
Expense						
500-10-63150-10	FINANCIAL RESERVE	86,141.14	-	2.33	86,138.81	100.0%
500-60-70500-10	DEBT SERVICE EXPENDITURE - PRINCIPAL	870,000.00	-	-	870,000.00	100.0%
Expense Total:		956,141.14	-	2.33	956,138.81	100.0%
Net Financial Sources (Uses):		(482,952.14)	112,073.35	443,320.23	(926,272.37)	
Beginning Restricted Fund Balance July 1, 2016		\$482,952.14				

		Original Total Budget	Current Month Actual	YTD Actual Activity	Forecasted Remaining Budget	% Budget Remaining
Fund: 600 - DEBT RETIREMENT INTEREST						
Revenue						
600-10-41000-10	REAL & SECURED PROPERTY TAXES	295,168.00	74,820.73	276,967.12	18,200.88	6.2%
600-10-41050-10	UNSECURED PERS PROPERTY TAXES	24,292.00	2,236.05	22,848.53	1,443.47	5.9%
600-10-41200-10	SRP CONTRIBUTIONS	10,106.00	-	4,977.48	5,128.52	50.7%
600-10-45700-10	INVESTMENT EARNINGS	800.00	69.87	809.46	(9.46)	-1.2%
Revenue Total:		\$ 330,366.00	\$ 77,126.65	\$ 305,602.59	\$ 24,763.41	7.5%
Expense						
600-10-63150-10	FINANCIAL RESERVE	63,855.17	-	1.78	63,853.39	100.0%
600-60-70550-10	DEBT SERVICE EXPENDITURE - INTEREST	475,569.00	-	155,512.50	320,056.50	67.3%
Expense Total:		\$ 539,424.17	\$ -	\$ 155,514.28	\$ 383,909.89	71.2%
Net Financial Sources (Uses):		\$ (209,058.17)	\$ 77,126.65	\$ 150,088.31	\$ (359,146.48)	
Beginning Restricted Fund Balance July 1, 2016		\$209,058.17				



Pinal County Treasurer

Monthly Statement

Date Range: 4/1/2017 to 4/30/2017

Account	Period	YTD		
6116421001	Superstition Fire & Medical District			
Begin Balance:	1,057,891.60	1,453,650.24		
Income:	2,866,784.19	12,957,765.29		
LOC Advance:	.00	654,811.38		
Expense:	(1,016,720.34)	(11,503,460.08)	LOC:	.00
LOC Payments:	.00	(654,811.38)	Warrants Outstanding:	(52,763.99)
Cash Balance:	2,907,955.45	2,907,955.45	End:	2,855,191.46

Monthly Statement Summary				
Source Code	Description		MTDAmount	YTDAmount
6116421001	Superstition Fire & Medical District	Beginning Balance:	1,057,891.60	1,453,650.24
11100.2007	2007 Real Estate Taxes		.00	1.70
11100.2008	2008 Real Estate Taxes		.00	1.48
11100.2009	2009 Real Estate Taxes		.00	1.51
11100.2010	2010 Real Estate Taxes		.00	1.77
11100.2011	2011 Real Estate Taxes		.00	1,066.67
11100.2012	2012 Real Estate Taxes		.00	42.65
11100.2013	2013 Real Estate Taxes		.00	(213.00)
11100.2014	2014 Real Estate Taxes		.00	(264.83)
11100.2015	2015 Real Estate Taxes		11.74	170,825.65
11100.2016	2016 Real Estate Taxes		2,710,450.74	9,847,357.66
12100.2007	2007 Personal Property Taxes		.00	75.19
12100.2009	2009 Personal Property Taxes		.00	18.93
12100.2010	2010 Personal Property Taxes		.00	110.80
12100.2011	2011 Personal Property Taxes		2.41	358.17
12100.2012	2012 Personal Property Taxes		10.56	3,066.68
12100.2013	2013 Personal Property Taxes		71.96	2,177.54
12100.2014	2014 Personal Property Taxes		361.93	4,359.04
12100.2015	2015 Personal Property Taxes		582.27	17,623.08
12100.2016	2016 Personal Property Taxes		79,845.30	795,364.16
14100.0	Salt River Contribution		.00	180,316.76
15130.0	Contributions Fire Assistance		22,764.23	400,000.00
15150.0	Maricopa County Tax Collection		285.57	12,580.74
21100.41	Wells Fargo Repo Investment Interest		41.71	1,204.58
21100.43	Wells Fargo Trust Investment Interest		12.70	86.41
21100.46	Wells Fargo Investment Investment Interest		723.38	4,719.22
21100.70	Vining Sparks Investment Interest		201.16	3,064.09
21100.80	Stifel Nicolaus & Company Investment Interest		.00	903.10
21100.99	SCV UHS Refunding Bond Investment Interest		.00	4.64
73160.0	Deposits		51,144.03	656,122.77
73750.0	Revenue Transfer		274.50	201,976.75
76100.0	Line of Credit Advance		.00	654,811.38

90400.0	Refund Interest	.00	(59.64)
90930.0	Warrants Redeemed	(440,535.78)	(4,604,649.93)
91010.0	Line of Credit Payments	.00	(654,811.38)
91020.0	Line of Credit Interest Payment	.00	(551.51)
91220.0	Disbursed by County Treasurer	(576,134.56)	(6,242,837.62)
91280.0	Outgoing Wire Fee	(40.00)	(440.00)
91290.0	Outgoing Wire Surcharge	(10.00)	(110.00)

Ending Balance: 2,907,955.45 2,907,955.45

Monthly Statement Detail				
Date	Notes	Doc #	Amount	C/D
6116421001 Superstition Fire & Medical District			Beginning Balance: 1,057,891.60	
11100.2015 2015 Real Estate Taxes			Source Code Total: 11.74	
04/18	Tax Distribution	0	2.54	C
04/19	Tax Distribution	0	9.20	C
11100.2016 2016 Real Estate Taxes			Source Code Total: 2,710,450.74	
04/03	Tax Distribution	0	5,168.61	C
04/03	Tax Distribution	0	7,388.83	C
04/03	Tax Distribution	0	6,889.20	C
04/03	Tax Distribution	0	4,055.51	C
04/04	Tax Distribution	0	26,807.87	C
04/04	Tax Distribution	0	6,256.29	C
04/04	Tax Distribution	0	11,330.63	C
04/04	Tax Distribution	0	8,989.00	C
04/05	Tax Distribution	0	9,131.51	C
04/05	Tax Distribution	0	11,025.23	C
04/05	Tax Distribution	0	5,689.70	C
04/06	Tax Distribution	0	11,316.90	C
04/06	Tax Distribution	0	6,061.03	C
04/06	Tax Distribution	0	6,562.01	C
04/07	Tax Distribution	0	7,548.41	C
04/07	Tax Distribution	0	5,251.29	C
04/07	Tax Distribution	0	21,008.32	C
04/10	Tax Distribution	0	(742.85)	C
04/10	Tax Distribution	0	13,314.54	C
04/10	Tax Distribution	0	182.23	C
04/10	Tax Distribution	0	4,265.40	C
04/10	Tax Distribution	0	11,676.27	C
04/10	Tax Distribution	0	5,918.70	C
04/11	Tax Distribution	0	5,034.30	C
04/11	Tax Distribution	0	3,113.87	C
04/11	Tax Distribution	0	17,371.33	C
04/11	Tax Distribution	0	2,987.01	C
04/12	Tax Distribution	0	6,694.50	C
04/12	Tax Distribution	0	4,687.91	C
04/12	Tax Distribution	0	7,116.18	C
04/12	Tax Distribution	0	11,821.90	C
04/12	Tax Distribution	0	2,605.73	C
04/13	Tax Distribution	0	5,088.03	C
04/13	Tax Distribution	0	12,243.61	C
04/13	Tax Distribution	0	6,928.83	C
04/14	Tax Distribution	0	16,827.75	C
04/14	Tax Distribution	0	9,199.85	C
04/14	Tax Distribution	0	2,693.62	C
04/17	Tax Distribution	0	59.12	C
04/17	Tax Distribution	0	21,774.30	C

04/17	Tax Distribution	0	15,952.59	C
04/17	Tax Distribution	0	8,187.60	C
04/18	Tax Distribution	0	37,210.77	C
04/18	Tax Distribution	0	17,001.59	C
04/18	Tax Distribution	0	25,172.68	C
04/19	Tax Distribution	0	(164.00)	C
04/19	Tax Distribution	0	1,395.11	C
04/19	Tax Distribution	0	5,340.34	C
04/19	Tax Distribution	0	119.59	C
04/19	Tax Distribution	0	16,595.92	C
04/19	Tax Distribution	0	3,955.69	C
04/19	Tax Distribution	0	12,014.51	C
04/20	Tax Distribution	0	2,050.52	C
04/20	Tax Distribution	0	347,603.61	C
04/20	Tax Distribution	0	23,953.86	C
04/20	Tax Distribution	0	11,462.63	C
04/20	Tax Distribution	0	15,719.66	C
04/21	Tax Distribution	0	(252.82)	C
04/21	Tax Distribution	0	19,062.27	C
04/21	Tax Distribution	0	7,773.03	C
04/21	Tax Distribution	0	9,126.63	C
04/21	Tax Distribution	0	7,048.76	C
04/24	Tax Distribution	0	9,875.03	C
04/24	Tax Distribution	0	40,980.81	C
04/24	Tax Distribution	0	32,332.91	C
04/24	Tax Distribution	0	18,662.31	C
04/25	Tax Distribution	0	59,894.79	C
04/25	Tax Distribution	0	113,039.81	C
04/25	Tax Distribution	0	25,709.74	C
04/25	Tax Distribution	0	14,201.40	C
04/26	Tax Distribution	0	20,103.65	C
04/26	Tax Distribution	0	2,047.08	C
04/26	Tax Distribution	0	6,863.85	C
04/26	Tax Distribution	0	13,575.34	C
04/26	Tax Distribution	0	12,119.53	C
04/26	Tax Distribution	0	8,109.12	C
04/26	Tax Distribution	0	24,218.83	C
04/27	Tax Distribution	0	(309.60)	C
04/27	Tax Distribution	0	30,979.19	C
04/27	Tax Distribution	0	1,194,050.27	C
04/27	Tax Distribution	0	22,837.38	C
04/27	Tax Distribution	0	7,721.71	C
04/28	Tax Distribution	0	53,670.96	C
04/28	Tax Distribution	0	18,449.59	C
04/28	Tax Distribution	0	27,273.58	C
04/28	Tax Distribution	0	5,260.62	C
04/28	Tax Distribution	0	19,647.41	C
04/28	Tax Distribution	0	11,462.42	C
12100.2011	2011 Personal Property Taxes		Source Code Total: 2.41	
04/10	Tax Distribution	0	2.41	C
12100.2012	2012 Personal Property Taxes		Source Code Total: 10.56	
04/06	Tax Distribution	0	5.28	C
04/24	Tax Distribution	0	5.28	C
12100.2013	2013 Personal Property Taxes		Source Code Total: 71.96	
04/03	Tax Distribution	0	6.56	C
04/06	Tax Distribution	0	47.69	C

04/10	Tax Distribution	0	9.62	C
04/10	Tax Distribution	0	8.09	C
12100.2014 2014 Personal Property Taxes			Source Code Total: 361.93	
04/06	Tax Distribution	0	102.96	C
04/10	Tax Distribution	0	10.36	C
04/13	Tax Distribution	0	8.75	C
04/18	Tax Distribution	0	34.90	C
04/19	Tax Distribution	0	20.05	C
04/19	Tax Distribution	0	171.34	C
04/21	Tax Distribution	0	13.57	C
12100.2015 2015 Personal Property Taxes			Source Code Total: 582.27	
04/05	Tax Distribution	0	4.36	C
04/06	Tax Distribution	0	102.96	C
04/10	Tax Distribution	0	72.31	C
04/10	Tax Distribution	0	10.03	C
04/11	Tax Distribution	0	2.42	C
04/12	Tax Distribution	0	31.27	C
04/13	Tax Distribution	0	8.76	C
04/14	Tax Distribution	0	89.00	C
04/14	Tax Distribution	0	71.34	C
04/18	Tax Distribution	0	43.30	C
04/19	Tax Distribution	0	20.06	C
04/21	Tax Distribution	0	23.64	C
04/26	Tax Distribution	0	46.04	C
04/27	Tax Distribution	0	56.78	C
12100.2016 2016 Personal Property Taxes			Source Code Total: 79,845.30	
04/03	Tax Distribution	0	(164.13)	C
04/03	Tax Distribution	0	87.28	C
04/03	Tax Distribution	0	713.53	C
04/03	Tax Distribution	0	155.29	C
04/03	Tax Distribution	0	359.53	C
04/04	Tax Distribution	0	2,182.09	C
04/04	Tax Distribution	0	605.36	C
04/04	Tax Distribution	0	522.38	C
04/04	Tax Distribution	0	549.92	C
04/05	Tax Distribution	0	774.96	C
04/05	Tax Distribution	0	1,083.24	C
04/05	Tax Distribution	0	130.76	C
04/06	Tax Distribution	0	1,011.03	C
04/06	Tax Distribution	0	1,027.39	C
04/06	Tax Distribution	0	86.58	C
04/07	Tax Distribution	0	332.78	C
04/07	Tax Distribution	0	207.42	C
04/07	Tax Distribution	0	1,194.14	C
04/10	Tax Distribution	0	593.41	C
04/10	Tax Distribution	0	2,348.87	C
04/10	Tax Distribution	0	1,159.77	C
04/10	Tax Distribution	0	359.49	C
04/11	Tax Distribution	0	441.68	C
04/11	Tax Distribution	0	369.51	C
04/11	Tax Distribution	0	2,743.40	C
04/11	Tax Distribution	0	7,153.11	C
04/12	Tax Distribution	0	120.16	C
04/12	Tax Distribution	0	317.39	C
04/12	Tax Distribution	0	637.90	C
04/12	Tax Distribution	0	657.60	C

04/12	Tax Distribution	0	194.46	C
04/13	Tax Distribution	0	264.02	C
04/13	Tax Distribution	0	407.39	C
04/13	Tax Distribution	0	405.01	C
04/14	Tax Distribution	0	966.94	C
04/14	Tax Distribution	0	800.72	C
04/14	Tax Distribution	0	363.87	C
04/17	Tax Distribution	0	1,335.48	C
04/17	Tax Distribution	0	818.76	C
04/17	Tax Distribution	0	186.46	C
04/18	Tax Distribution	0	1,097.01	C
04/18	Tax Distribution	0	1,144.38	C
04/18	Tax Distribution	0	1,942.74	C
04/19	Tax Distribution	0	211.32	C
04/19	Tax Distribution	0	643.29	C
04/19	Tax Distribution	0	5,821.52	C
04/19	Tax Distribution	0	131.78	C
04/19	Tax Distribution	0	1,271.02	C
04/20	Tax Distribution	0	178.52	C
04/20	Tax Distribution	0	97.12	C
04/20	Tax Distribution	0	971.04	C
04/20	Tax Distribution	0	497.80	C
04/20	Tax Distribution	0	1,970.67	C
04/21	Tax Distribution	0	1,826.15	C
04/21	Tax Distribution	0	125.18	C
04/21	Tax Distribution	0	580.53	C
04/21	Tax Distribution	0	338.28	C
04/24	Tax Distribution	0	380.60	C
04/24	Tax Distribution	0	2,461.03	C
04/24	Tax Distribution	0	3,154.41	C
04/24	Tax Distribution	0	810.74	C
04/25	Tax Distribution	0	5,604.64	C
04/25	Tax Distribution	0	1,198.30	C
04/25	Tax Distribution	0	758.26	C
04/26	Tax Distribution	0	1,632.19	C
04/26	Tax Distribution	0	95.10	C
04/26	Tax Distribution	0	949.52	C
04/26	Tax Distribution	0	554.20	C
04/26	Tax Distribution	0	376.78	C
04/26	Tax Distribution	0	1,231.61	C
04/27	Tax Distribution	0	1,042.32	C
04/27	Tax Distribution	0	138.42	C
04/27	Tax Distribution	0	1,365.03	C
04/27	Tax Distribution	0	903.28	C
04/28	Tax Distribution	0	1,893.37	C
04/28	Tax Distribution	0	1,752.60	C
04/28	Tax Distribution	0	413.50	C
04/28	Tax Distribution	0	191.65	C
04/28	Tax Distribution	0	584.45	C
15130.0 Contributions Fire Assistance			Source Code Total: 22,764.23	
04/03	Fire District Assistance Tax 0.287300	0	743.00	C
04/04	Fire District Assistance Tax 0.287300	0	7,091.64	C
04/05	Fire District Assistance Tax 0.287300	0	805.62	C
04/06	Fire District Assistance Tax 0.287300	0	736.95	C
04/07	Fire District Assistance Tax 0.287300	0	1,052.11	C
04/10	Fire District Assistance Tax 0.287300	0	2,294.39	C

04/11	Fire District Assistance Tax 0.287300	0	1,224.66	C
04/12	Fire District Assistance Tax 0.287300	0	895.04	C
04/13	Fire District Assistance Tax 0.287300	0	1,354.87	C
04/14	Fire District Assistance Tax 0.287300	0	1,402.53	C
04/17	Fire District Assistance Tax 0.287300	0	2,619.90	C
04/18	Fire District Assistance Tax 0.287300	0	2,020.72	C
04/19	Fire District Assistance Tax 0.287300	0	522.80	C
15150.0 Maricopa County Tax Collection			Source Code Total: 285.57	
04/14	Superstition Fire Proceeds from Maricopa Co Wired	0	285.57	C
21100.41 Wells Fargo Repo Investment Interest			Source Code Total: 41.71	
04/03	Investment Interest	0	41.71	C
21100.43 Wells Fargo Trust Investment Interest			Source Code Total: 12.70	
04/04	Investment Interest	0	12.70	C
21100.46 Wells Fargo Investment Investment Interest			Source Code Total: 723.38	
04/26	Investment Interest	0	165.15	C
04/27	Investment Interest	0	195.73	C
04/27	Investment Interest	0	267.41	C
04/27	Investment Interest	0	95.09	C
21100.70 Vining Sparks Investment Interest			Source Code Total: 201.16	
04/17	Investment Interest	0	186.76	C
04/27	Investment Interest	0	14.40	C
73160.0 Deposits			Source Code Total: 51,144.03	
04/10	100.10.43500.41 C Almejo/inv 4017/CASH A	0	50.00	C
04/10	100.10.43500.41 R Tolbert/inv 4015/ck 17561854958	0	50.00	C
04/10	100.10.43400.41 L Almejo/inv 4016/ck 1003	0	50.00	C
04/10	100.10.42600.15 Cluff Law/inv 4014/ck 4963	0	20.00	C
04/10	100.10.42700.50 AJ HealthCenter/inv 4018/ck 62504	0	100.00	C
04/10	100.10.42700.50 SafeguardSec/inv 4019/ck 164173	0	50.00	C
04/10	100.10.42700.50 Equity LifeStyle/inv 4031/ck 16381	0	50.00	C
04/10	100.50.64270.50 T Gerola/inv 4038/ck 6611	0	403.88	C
04/10	100.10.53965.10 PSPRS/inv 3978/ck 205937	0	556.26	C
04/10	100.10.53965.10 J Kevin/inv 4022/ck 629003085	0	756.45	C
04/10	100.40.52750.12	0	24,961.00	C
04/13	WIRED MONEY TO GENERAL FUND	0	100.00	C
04/17	100.10.45900.10 Sierra Vista @ GC/inv 4030/ck 2243	0	30.00	C
04/17	100.10.45900.10 Colby Mngmnt/inv 4020/ck 60591	0	10.00	C
04/17	100.10.45900.10 Superstition Astro/4033/498250404	0	30.00	C
04/17	100.10.45900.10 Mens Ministry Group/inv 4028/c 607	0	30.00	C
04/17	100.10.53965.10 P Gallagher/inv 4021/ck 1940	0	238.02	C
04/17	100.10.53965.10 J Hafer/inv 4024/ck 5309	0	185.53	C
04/17	100.10.42200.41 Antenna Sites/inv 4045/ck 18976	0	619.18	C
04/17	100.10.43200.20 FloFD/inv 4005,9,12,13/ck 106068	0	8,160.75	C
04/17	100.10.42600.15 Phillips Law/inv 4034/ck 347046	0	20.00	C
04/17	100.10.42600.15 Zoning Info/inv 4041/ck 4794	0	10.00	C
04/20	WIRED MONEY TO GENERAL FUND	0	196.16	C
04/28	100.10.58000.12 S Mueller / inv 4050 / CASH A	0	2.69	C
04/28	100.10.42600.15 Blaes Environ/inv 4048/CASH B	0	10.00	C
04/28	100.10.42600.15 LexisNexis/inv 4046/ck 640175332	0	20.00	C
04/28	100.10.53965.10 D Montgomery/inv 4023/ck 4023	0	592.26	C
04/28	100.10.43900.10 City of Mesa/inv 4052/ck 981132	0	13,841.85	C
73750.0 Revenue Transfer			Source Code Total: 274.50	
04/05	Transfer to correct Voluntary Life ins payment	0	647.40	C
04/06	Transfer Benefit Logic Donation	0	(800.00)	C
04/27	Transfer to Correct Employee Benefit Charges	0	427.10	C
90930.0 Warrants Redeemed			Source Code Total: (440,535.78)	
04/03	Paid Warrants	0	(2,775.08)	D

04/04	Paid Warrants	0	(16,832.55)	D
04/05	Paid Warrants	0	(24,174.99)	D
04/06	Paid Warrants	0	(3,056.83)	D
04/07	Paid Warrants	0	(5,923.44)	D
04/10	Paid Warrants	0	(3,571.31)	D
04/11	Paid Warrants	0	(2,949.21)	D
04/12	Paid Warrants	0	(103,726.79)	D
04/13	Paid Warrants	0	(67,975.84)	D
04/14	Paid Warrants	0	(7,784.61)	D
04/17	Paid Warrants	0	(1,264.14)	D
04/18	Paid Warrants	0	(6,068.95)	D
04/19	Paid Warrants	0	(12,376.71)	D
04/20	Paid Warrants	0	(5,983.78)	D
04/21	Paid Warrants	0	(6,861.42)	D
04/24	Paid Warrants	0	(311.99)	D
04/25	Paid Warrants	0	(5,623.52)	D
04/26	Paid Warrants	0	(120,872.21)	D
04/27	Paid Warrants	0	(20,988.14)	D
04/28	Paid Warrants	0	(21,414.27)	D
91220.0 Disbursed by County Treasurer			Source Code Total: (576,134.56)	
04/05	Fire Employees Payroll Direct Deposit	0	(205,900.65)	D
04/05	Fire District Fed & State P/R Taxes	0	(49,723.47)	D
04/05	Fire District 457, union dues, pac	0	(32,966.61)	D
04/19	FIRE EMPLOYEE PAYROLL DIRECT DEPOSIT	0	(208,295.93)	D
04/19	FIRE DISTRICT FEDERAL & STATE P/R TAXES	0	(50,070.79)	D
04/19	FIRE DISTRICT 457, UNION DUES, PAC	0	(29,177.11)	D
91280.0 Outgoing Wire Fee			Source Code Total: (40.00)	
04/05	Wire Transfer Chg P/R	0	(20.00)	D
04/19	WIRE TRANSFER CHG P/R	0	(20.00)	D
91290.0 Outgoing Wire Surcharge			Source Code Total: (10.00)	
04/05	Wire Transfer Chg P/R	0	(5.00)	D
04/19	WIRE TRANSFER CHG P/R	0	(5.00)	D
6116421001 Superstition Fire & Medical District			Ending Balance: 2,907,955.45	

Warrant Detail

Payee Name	Warrant	Amount	Issue Dt	Status Dt	Voucher
6116421001 Superstition Fire & Medical District					Account Total: 496,688.79
Fund: 1102					Fund Total: 281,829.98
Status: OUTS					Status Total: 50,319.49
ERIC T. ELLSWORTH	1102026178	20.00	03/08/17	03/08/17	
DIGITAL COMBUSTION, INC.	1102026236	895.00	03/22/17	03/23/17	
EMPLOYERS DENTAL SERVICES, INC	1102026282	5,190.65	04/05/17	04/05/17	
APACHE JUNCTION UNIFIED	1102026296	2,527.83	04/12/17	04/12/17	
MUNICIPAL EMERGENCY SERV. INC.	1102026308	1,250.07	04/12/17	04/12/17	
ROBERT E DEBOW JR. CONST, INC.	1102026329	1,217.00	04/19/17	04/19/17	
CSC ELECTRICAL CONTRACTOR, LLC	1102026331	565.00	04/19/17	04/19/17	
GALLOWAY ASSET MANAGEMENT, LLC	1102026334	900.00	04/19/17	04/19/17	
GOLD CANYON EMBROIDERY	1102026336	343.64	04/19/17	04/19/17	
GEORGE NASELLO	1102026342	288.00	04/19/17	04/19/17	
CENTURYLINK	1102026344	158.01	04/19/17	04/19/17	
AFLAC	1102026349	5,441.42	04/26/17	04/27/17	
CHAMBER OF COMMERCE	1102026350	256.00	04/26/17	04/27/17	
WATER UTILITIES COMM FD DBA	1102026351	32.95	04/26/17	04/27/17	
ARIZONA WATER COMPANY, INC.	1102026352	497.58	04/26/17	04/27/17	
CITY OF MESA	1102026353	15,336.71	04/26/17	04/27/17	
ECMS, INC.	1102026354	1,754.53	04/26/17	04/27/17	
EMPLOYERS DENTAL SERVICES, INC	1102026356	5,190.65	04/26/17	04/27/17	
FOOTHILLS PUBLISHING INC	1102026357	92.16	04/26/17	04/27/17	
LIBERTY WATER COMPANY, INC.	1102026358	149.33	04/26/17	04/27/17	

HEALTHEQUITY, INC	1102026359	177.75	04/26/17	04/27/17
INGMAR MEDICAL LTD	1102026360	2,589.02	04/26/17	04/27/17
LANDS'END, INC	1102026361	869.85	04/26/17	04/27/17
L.N. CURTIS & SONS	1102026362	338.69	04/26/17	04/27/17
MEDIACOM	1102026363	320.75	04/26/17	04/27/17
MUNICIPAL EMERGENCY SERV. INC.	1102026364	188.89	04/26/17	04/27/17
PHOENIX TECHNOLOGY SOLUTIONS	1102026365	66.00	04/26/17	04/27/17
MATLICK ENTERPRISES INC DBA	1102026366	2,126.98	04/26/17	04/27/17
WAXIE'S ENTERPRISES, INC	1102026367	1,535.03	04/26/17	04/27/17
Status: PAID				Status Total: 228,121.47
MICHAEL WOLFE, JR.	1102026145	20.00	02/22/17	04/06/17
TOM DOUBT	1102026209	25.90	03/15/17	04/11/17
AFLAC	1102026225	5,441.42	03/22/17	04/04/17
APACHE JUNCTION UNIFIED	1102026226	2,410.40	03/22/17	04/10/17
ACROSS THE STREET PRODUCTIONS	1102026229	11,034.00	03/22/17	04/05/17
GOLD CANYON EMBROIDERY	1102026238	296.17	03/22/17	04/04/17
PHYSIO-CONTROL, INC.	1102026241	2,775.08	03/22/17	04/03/17
NATIONWIDE MUTUAL INS CO	1102026242	1,000.00	03/22/17	04/06/17
AA COOLING AND HEATING LLC	1102026248	433.34	03/29/17	04/07/17
WATER UTILITIES COMM FD DBA	1102026249	30.21	03/29/17	04/06/17
Apache Trail Auto Supply LLC	1102026250	252.87	03/29/17	04/10/17
ARIZONA WATER COMPANY, INC.	1102026251	449.70	03/29/17	04/06/17
SC FUELS	1102026252	494.64	03/29/17	04/06/17
CITY OF MESA	1102026253	637.50	03/29/17	04/10/17
CTS	1102026254	210.00	03/29/17	04/12/17
JAMES CROWLEY	1102026255	128.65	03/29/17	04/14/17
ROBERT E DEBOW JR. CONST, INC.	1102026256	350.00	03/29/17	04/05/17
EAST PENN MANUFACTURING CO, IN	1102026257	456.73	03/29/17	04/04/17
FLEETPRIDE, INC	1102026258	892.43	03/29/17	04/05/17
FREIGHTLINER OF ARIZONA, LLC	1102026259	2,919.62	03/29/17	04/05/17
GINCO PLUMBING LLC	1102026260	620.43	03/29/17	04/05/17
HUGHES FIRE EQUIPMENT, INC.	1102026261	1,542.91	03/29/17	04/05/17
L.N. CURTIS & SONS	1102026262	5,490.10	03/29/17	04/07/17
MEDIACOM	1102026263	5,691.84	03/29/17	04/04/17
MEDIACOM	1102026264	320.75	03/29/17	04/04/17
MESA DISCOUNT, INC	1102026265	996.28	03/29/17	04/06/17
PITNEY BOWES	1102026266	93.26	03/29/17	04/11/17
PHOENIX TECHNOLOGY SOLUTIONS	1102026267	66.00	03/29/17	04/06/17
REDBURN TIRE COMPANY, INC.	1102026268	4,268.87	03/29/17	04/04/17
RON TURLEY ASSOC, INC.	1102026269	100.00	03/29/17	04/04/17
JOSE MILTON SANTIBANEZ LOPEZ,	1102026270	892.50	03/29/17	04/05/17
SUPERIOR PRINTING INC DBA	1102026271	256.77	03/29/17	04/04/17
TOM'S CAMPERLAND, INC.	1102026272	170.72	03/29/17	04/11/17
TOSHIBA BUSINESS SOLUTIONS,INC	1102026273	92.82	03/29/17	04/05/17
MATLICK ENTERPRISES INC DBA	1102026274	5,580.28	03/29/17	04/05/17
UNITED STATES POSTAL SERVICE	1102026276	250.00	03/29/17	04/05/17
W.W. WILLIAMS COMP, LLC	1102026277	2,659.33	03/29/17	04/11/17
AETNA BEHAVIORAL HEALTH, LLC	1102026278	791.04	04/05/17	04/12/17
ARIZONA WATER COMPANY, INC.	1102026279	186.33	04/05/17	04/12/17
BEST HARDWARE	1102026280	14.17	04/05/17	04/14/17
BRIAN DOVER	1102026281	15.00	04/05/17	04/28/17
WEX BANK DBA	1102026283	694.76	04/05/17	04/12/17
JASON W REYNOLDS	1102026284	307.06	04/05/17	04/12/17
SALT RIVER PROJECT	1102026285	3,314.12	04/05/17	04/12/17
SOUTHWEST GAS CORPORATION	1102026286	200.47	04/05/17	04/17/17
STANDARD INSURANCE COMPANY	1102026287	4,256.19	04/05/17	04/12/17
SUPERSTITION MOUNTAINS CFD #1	1102026288	161.56	04/05/17	04/12/17
MATLICK ENTERPRISES INC DBA	1102026289	4,624.28	04/05/17	04/12/17
UNITED HEALTHCARE INSURANCE CO	1102026290	67,975.84	04/05/17	04/13/17
VISION SERVICE PLAN	1102026291	817.67	04/05/17	04/17/17
AA COOLING AND HEATING LLC	1102026292	93.30	04/12/17	04/21/17
ALLIED WASTE TRANS, INC.	1102026293	410.61	04/12/17	04/21/17
ALLIED WASTE TRANS, INC.	1102026294	82.73	04/12/17	04/21/17
AMERICAN EXPRESS CORPORATE	1102026295	194.26	04/12/17	04/18/17
AZ DEPT OF REVENUE-SALES TAX	1102026297	48.83	04/12/17	04/18/17

ARIZONAWATERCONDITIONING DBA	1102026298	421.90	04/12/17	04/20/17
BOUND TREE MEDICAL LLC	1102026299	3,152.64	04/12/17	04/18/17
BUD'S BULK ICE SERVICE, INC	1102026300	214.49	04/12/17	04/24/17
CITY OF APACHE JUNCTION	1102026301	5,561.88	04/12/17	04/20/17
COOKSON DOOR SALES OF AZ, INC	1102026302	1,088.12	04/12/17	04/19/17
COOPER'S SEWER & DRAIN INC	1102026303	150.00	04/12/17	04/26/17
CTS	1102026304	593.01	04/12/17	04/19/17
FLEETPRIDE, INC	1102026305	2,450.59	04/12/17	04/18/17
ST HELEN AUTO & HARDWARE, INC.	1102026306	208.71	04/12/17	04/21/17
PHYSIO-CONTROL, INC.	1102026307	2,670.18	04/12/17	04/25/17
PROPHET NETWORK INTEGRATION,IN	1102026309	3,671.45	04/12/17	04/21/17
CENTURYLINK	1102026310	1,396.99	04/12/17	04/26/17
SHRED-IT USA LLC	1102026311	75.56	04/12/17	04/19/17
SIDNEY LEX FELKER, P.C.	1102026312	97.50	04/12/17	04/24/17
GARY A. SMITH, MD, PLLC	1102026313	7,500.00	04/12/17	04/19/17
TURBO & ELECTRIC SALES, INC	1102026314	222.63	04/12/17	04/18/17
MATLICK ENTERPRISES INC DBA	1102026315	3,120.02	04/12/17	04/19/17
UNIFIRST CORPORATION	1102026316	984.26	04/12/17	04/21/17
VERIZON WIRELESS SERVICES LLC	1102026317	1,135.52	04/12/17	04/21/17
WAXIE'S ENTERPRISES, INC	1102026318	274.84	04/12/17	04/21/17
BRIAN A WHITE	1102026319	246.00	04/12/17	04/17/17
AA COOLING AND HEATING LLC	1102026320	4,333.34	04/19/17	04/27/17
WATER UTILITIES COMM FD DBA	1102026321	218.34	04/19/17	04/27/17
APACHE TRAIL AUTO SUPPLY, LLC	1102026322	836.82	04/19/17	04/27/17
ARIZONA WATER COMPANY, INC.	1102026323	262.32	04/19/17	04/26/17
BANNER OCCUPATIONAL HEALTH	1102026324	100.00	04/19/17	04/27/17
BENCHMARK INSURANCE COMPANY	1102026325	28,385.28	04/19/17	04/26/17
BOUND TREE MEDICAL LLC	1102026326	1,713.39	04/19/17	04/25/17
CHASE MASTER CARD	1102026327	5,759.58	04/19/17	04/26/17
EMPIRE SOUTHWEST, LLC	1102026330	64.78	04/19/17	04/26/17
FREIGHTLINER OF ARIZONA, LLC	1102026332	1,305.60	04/19/17	04/26/17
FRONTIER SHOP SUPPLIES, INC	1102026333	200.82	04/19/17	04/27/17
PAUL GARCIA	1102026335	118.27	04/19/17	04/27/17
GINCO PLUMBING LLC	1102026337	1,197.54	04/19/17	04/26/17
HUGHES FIRE EQUIPMENT, INC.	1102026338	1,146.40	04/19/17	04/26/17
MESA DISCOUNT, INC	1102026340	747.20	04/19/17	04/27/17
MOTOROLA SOLUTIONS, INC	1102026341	993.95	04/19/17	04/25/17
CADWELL IRREVOCABLE TRUST III	1102026343	117.93	04/19/17	04/27/17
SUPERSTITION SAFETY SERV, LLC	1102026345	89.77	04/19/17	04/26/17
WILLIAM TAVARES	1102026346	246.00	04/19/17	04/25/17
TURBO & ELECTRIC SALES, INC	1102026347	472.41	04/19/17	04/26/17
MATLICK ENTERPRISES INC DBA	1102026348	1,035.70	04/19/17	04/26/17
Status: VOID				Status Total: 3,389.02
BENEFIT LOGIC	1102026230	800.00	03/22/17	04/05/17
INGMAR MEDICAL LTD	1102026339	2,589.02	04/19/17	04/24/17
Fund: 1103				Fund Total: 214,858.81
Status: OUTS				Status Total: 2,444.50
CHARITY RELIEF FUND EV FIREFIGHTER	1103017637	124.00	03/24/17	03/23/17
CHARITIES FUND EV FIREFIGHTERS	1103017638	107.50	03/24/17	03/23/17
CHARITY RELIEF FUND EV FIREFIGHTER	1103017647	124.00	04/07/17	04/05/17
CHARITIES FUND EV FIREFIGHTERS	1103017648	107.50	04/07/17	04/05/17
AZ FF RETIREE HEALTH TRUST FUND	1103017650	1,750.00	04/21/17	04/20/17
CHARITY RELIEF FUND EV FIREFIGHTER	1103017654	124.00	04/21/17	04/20/17
CHARITIES FUND EV FIREFIGHTERS	1103017655	107.50	04/21/17	04/20/17
Status: PAID				Status Total: 212,414.31
PAUL PERKINS	1103017641	270.54	03/24/17	04/10/17
RETIREMENT SYSTEM, ARIZONA STATE	1103017642	8,134.14	04/07/17	04/12/17
AZ FF RETIREE HEALTH TRUST FUND	1103017643	1,750.00	04/07/17	04/12/17
EQUITY, HEALTH	1103017644	7,641.79	04/07/17	04/14/17
PUBLIC SAFETY PERSONNEL RETIREMENT	1103017645	77,098.23	04/07/17	04/12/17
SUPPORT PAYMENT CLEARINGHOUSE	1103017646	2,199.08	04/07/17	04/12/17
RETIREMENT SYSTEM, ARIZONA STATE	1103017649	8,227.18	04/21/17	04/26/17
EQUITY, HEALTH	1103017651	7,577.03	04/21/17	04/28/17
PUBLIC SAFETY PERSONNEL RETIREMENT	1103017652	69,266.24	04/21/17	04/26/17

SUPPORT PAYMENT CLEARINGHOUSE	1103017653	2,112.42	04/21/17	04/26/17
ARIZONA STATE RETIREMENT SYSTEM	1103017657	13,822.24	04/21/17	04/28/17
PUBLIC SAFETY PERSONNAL RETIREMENT	1103017658	14,315.42	04/21/17	04/27/17
	Count	Amount		
Total OUTS:	36	52,763.99		
Total PAID:	109	440,535.78		
Total VOID:	2	3,389.02		

Superstition Fire & Medical District Monthly Pinal County Treasurer's Bank Account Reconciliation

100 General Fund

Reconciliation References:

- A1 Previous month's bank ending balance / current month's bank beginning balance
- B Interest Income
- C Current month's Pinal County real property tax receipts
- D Current month's Pinal County personal property tax receipts
- E Current month's FDAT receipts
- F Current month's Maricopa County tax receipts
- G Current month's deposits
- H Current month's revenue transfer
- I Current month's Accounts Payable disbursements
- J Current month's Payroll disbursements
- K Payroll wire service fees
- L Current month's bank ending balance
- M Accounts Payable checks outstanding at month-end
- ~~N Payroll checks outstanding at month-end~~
- O Transfer in transit to 150 Fund
- P Current month's deposit in transit
- Q Payroll clearing account balance at month-end
- R Cash Balance per G/L Balance Sheet
- S American Express credit card payment – warrant #1102026295 (paid 4/12/17)
- T Chase MasterCard credit card payment – warrant #1102026327 (paid 4/19/17)



**Superstition Fire & Medical District
General (Fund 100) Cash Reconciliation
Fiscal Year 2016 - 2017
4/30/2017**



	Deposits (Cash Receipts)	Cash Disbursements	Refunded Taxes	Book Balance
Book Balance as of: 4/1/2017				1,345,194.44 (A)

Activity During the Month

Journal Entries:

Interest Income (Expense):

	978.95			978.95 (B)
--	--------	--	--	------------

Cash Receipts

2007 Real Estate Taxes				-
2008 Real Estate Taxes				0.00
2009 Real Estate Taxes				-
2010 Real Estate Taxes				-
2011 Real Estate Taxes				-
2012 Real Estate Taxes				0.00
2013 Real Estate Taxes				-
2014 Real Estate Taxes				-
2015 Real Estate Taxes	11.74			11.74
2016 Real Estate Taxes	2,711,920.04		(1,469.27)	2,710,450.74
2011 Pers. Prop. Taxes	2.41			2.41
2012 Pers. Prop. Taxes	10.56			10.56
2013 Pers. Prop. Taxes	71.96			71.96
2014 Pers. Prop. Taxes	361.93			361.93
2015 Pers. Prop. Taxes	582.27			582.27
2016 Pers. Prop. Taxes	80,009.43		(164.13)	79,845.30
SRP Contributions				-
FDAT	22,764.23			22,764.23 (E)
Maricopa County Taxes	285.57			285.57 (F)
Deposits	51,144.03			51,144.03 (G)
Revenue Transfer	274.50			274.50 (H)

Cash Disbursements

A) Accounts Payable Activity		(440,535.78)		(440,535.78) (I)
B) Payroll Activity		(804,806.75)		(804,806.75) (J)
C) Payroll Wire Fees		(50.00)		(50.00) (K)
D) Transfer In / Out				
D) Transfer In / Out				
D) Transfer In / Out				
D) Transfer In / Out				
E) Refund Interest				
	<u>\$2,868,417.59</u>	<u>(1,245,392.53)</u>		<u>2,966,586.10</u>

Pinal County Bank Balance

Ending Bank Balance as of: 4/30/2017	Balance from YTD Column	2,907,955.45 (L)
Less: Line of Credit Advances		0.00
Less: Line of Credit Interest		-
Plus: Line of Credit Payments		0.00

Less: Outstanding Warrants

Check #			
A/P	(50,519.49) (M)		
Payroll	(2,444.50) (N)	(52,763.99)	

Less: Deposit in Transit

Plus: Transfer in Transit - to 150 Fund	(213.40)	(213.40) (O)
Plus: Deposit in Transit	20.00	20.00 (P)

2,854,998.06

Cash Balance in Payroll Clearing Account 100.00 (Q)

Cash Balance in Electronic / ACH Clearing Account

Petty Cash 100.00

2,855,198.06

Prepared by: *[Signature]* 5/2/17
Reviewed by: *[Signature]* 5/3/17

Balance per B/S	2,855,198.06 (R)
Difference	0.00



**Superstition Fire & Medical District
General (Fund 100) Cash Reconciliation
Fiscal Year 2016 - 2017
3/31/2017**



	Deposits (Cash Receipts)	Cash Disbursements	Refunded Taxes	Book Balance
Book Balance as of: 3/1/2017				1,854,159.69 (A)
Activity During the Month				
Journal Entries:				
Interest Income (Expense):	501.09			501.09 (B)
Cash Receipts				
2007 Real Estate Taxes				-
2008 Real Estate Taxes				0.00
2009 Real Estate Taxes				-
2010 Real Estate Taxes				-
2011 Real Estate Taxes				-
2012 Real Estate Taxes				0.00 (C)
2013 Real Estate Taxes				-
2014 Real Estate Taxes			(39.06)	(39.06)
2015 Real Estate Taxes	1,749.40		(739.48)	1,009.92
2016 Real Estate Taxes	305,230.17			305,230.17
2011 Pers. Prop. Taxes				0.00
2012 Pers. Prop. Taxes	56.09			56.09
2013 Pers. Prop. Taxes	165.04			165.04 (D)
2014 Pers. Prop. Taxes	483.43			483.43
2015 Pers. Prop. Taxes	1,870.73			1,870.73
2016 Pers. Prop. Taxes	16,957.01			16,957.01
SRP Contributions				-
FDAT	12,665.67			12,665.67 (E)
Maricopa County Taxes	338.79			338.79 (F)
Deposits	34,024.56			34,024.56 (G)
Revenue Transfer	200,000.00			200,000.00 (H)
Cash Disbursements				
A) Accounts Payable Activity		(268,900.63)		(268,900.63) (I)
B) Payroll Activity		(813,218.64)		(813,218.64) (J)
C) Payroll Wire Fees		(75.00)		(75.00) (K)
D) Transfer In / Out				-
D) Transfer In / Out				-
D) Transfer In / Out				-
D) Transfer In / Out				-
E) Refund Interest		(34.42)		(34.42) (L)
	\$574,041.98	(1,082,228.69)		1,345,194.44
Pinal County Bank Balance				
Ending Bank Balance as of: 3/31/2017		Balance from YTD Column		1,057,991.60 (M)
Less: Line of Credit Advances				0.00
Less: Line of Credit Interest				-
Plus: Line of Credit Payments				0.00
Less: Outstanding Warrants				
Check #				
A/P		(60,813.65) (N)		
Payroll		(502.04) (O)		(61,315.69)
Less: Deposit in Transit				-
Plus: Transfer in Transit - check posted to wrong fund		(252.87)		(252.87) (P)
Plus: Deposit in Transit		20.00		20.00 (Q)
				996,343.04
Cash Balance in Payroll Clearing Account			100.00	100.00 (R)
Cash Balance in Electronic / ACH Clearing Account				
Petty Cash			100.00	100.00
				996,543.04
Prepared by: <i>[Signature]</i> 4/3/17				Balance per B/S: 996,543.04 (S)
Reviewed by: <i>[Signature]</i> 4/3/17				Difference: 0.00

A-1 April



Pinal County Treasurer

Monthly Statement

Date Range: 4/1/2017 to 4/30/2017

Account	Period	YTD		
6116421001	Superstition Fire & Medical District			
Begin Balance:	1,057,891.60	1,453,650.24		
Income:	2,866,784.19	12,957,765.29		
LOC Advance:	.00	654,811.38		
Expense:	(1,016,720.34)	(11,503,460.08)	LOC:	.00
LOC Payments:	.00	(654,811.38)	Warrants Outstanding:	(52,763.99)
Cash Balance:	(L) 2,907,955.45	2,907,955.45	End:	2,855,191.46

Monthly Statement Summary

Source Code	Description	MTDAmount	YTDAmount
6116421001	Superstition Fire & Medical District	Beginning Balance:	1,057,891.60
			1,453,650.24
11100.2007	2007 Real Estate Taxes	.00	1.70
11100.2008	2008 Real Estate Taxes	.00	1.48
11100.2009	2009 Real Estate Taxes	.00	1.51
11100.2010	2010 Real Estate Taxes	.00	1.77
11100.2011	2011 Real Estate Taxes	.00	1,066.67
11100.2012	2012 Real Estate Taxes	.00	42.65
11100.2013	2013 Real Estate Taxes	.00	(213.00)
11100.2014	2014 Real Estate Taxes	.00	(264.83)
11100.2015	2015 Real Estate Taxes	11.74	170,825.65
11100.2016	2016 Real Estate Taxes	2,710,450.74	9,847,357.66
12100.2007	2007 Personal Property Taxes	.00	75.19
12100.2009	2009 Personal Property Taxes	.00	18.93
12100.2010	2010 Personal Property Taxes	.00	110.80
12100.2011	2011 Personal Property Taxes	2.41	358.17
12100.2012	2012 Personal Property Taxes	10.56	3,066.68
12100.2013	2013 Personal Property Taxes	71.96	2,177.54
12100.2014	2014 Personal Property Taxes	361.93	4,359.04
12100.2015	2015 Personal Property Taxes	582.27	17,623.08
12100.2016	2016 Personal Property Taxes	79,845.30	795,364.16
14100.0	Salt River Contribution	.00	180,316.76
15130.0	Contributions Fire Assistance	22,764.23	400,000.00
15150.0	Maricopa County Tax Collection	285.57	12,580.74
21100.41	Wells Fargo Repo Investment Interest	41.71	1,204.58
21100.43	Wells Fargo Trust Investment Interest	12.70	86.41
21100.46	Wells Fargo Investment Investment Interest	723.38	4,719.22
21100.70	Vining Sparks Investment Interest	201.16	3,064.09
21100.80	Stifel Nicolaus & Company Investment Interest	.00	903.10
21100.99	SCV UHS Refunding Bond Investment Interest	.00	4.64
73160.0	Deposits	51,144.03	656,122.77
73750.0	Revenue Transfer	274.50	201,976.75
76100.0	Line of Credit Advance	.00	654,811.38
90400.0	Refund Interest	.00	(59.64)
90930.0	Warrants Redeemed	(440,535.78)	(4,604,649.93)
91010.0	Line of Credit Payments	.00	(654,811.38)
91020.0	Line of Credit Interest Payment	.00	(551.51)
91220.0	Disbursed by County Treasurer	(576,134.56)	(6,242,837.62)
91280.0	Outgoing Wire Fee	(40.00)	(440.00)
91290.0	Outgoing Wire Surcharge	(10.00)	(110.00)

(C) \$2,710,462.48

(D) \$80,874.43

(E)
(F)

(B) \$978.95

(G)
(H)

(I)

(K) \$50.00



Pinal County Treasurer

Monthly Statement

Date Range: 4/1/2017 to 4/30/2017

Ending Balance: **2,907,955.45** **2,907,955.45**

Monthly Statement Detail

Date	Notes	Doc #	Amount	C/D
6116421001 Superstition Fire & Medical District			Beginning Balance: 1,057,891.60	
11100.2015 2015 Real Estate Taxes			Source Code Total: 11.74	
04/18	Tax Distribution	0	2.54	C
04/19	Tax Distribution	0	9.20	C
11100.2016 2016 Real Estate Taxes			Source Code Total: 2,710,450.74	
04/03	Tax Distribution	0	5,168.61	C
04/03	Tax Distribution	0	7,388.83	C
04/03	Tax Distribution	0	6,889.20	C
04/03	Tax Distribution	0	4,055.51	C
04/04	Tax Distribution	0	26,807.87	C
04/04	Tax Distribution	0	6,256.29	C
04/04	Tax Distribution	0	11,330.63	C
04/04	Tax Distribution	0	8,989.00	C
04/05	Tax Distribution	0	9,131.51	C
04/05	Tax Distribution	0	11,025.23	C
04/05	Tax Distribution	0	5,689.70	C
04/06	Tax Distribution	0	11,316.90	C
04/06	Tax Distribution	0	6,061.03	C
04/06	Tax Distribution	0	6,562.01	C
04/07	Tax Distribution	0	7,548.41	C
04/07	Tax Distribution	0	5,251.29	C
04/07	Tax Distribution	0	21,008.32	C
04/10	Tax Distribution	0	(742.85)	C
04/10	Tax Distribution	0	13,314.54	C
04/10	Tax Distribution	0	182.23	C
04/10	Tax Distribution	0	4,265.40	C
04/10	Tax Distribution	0	11,676.27	C
04/10	Tax Distribution	0	5,918.70	C
04/11	Tax Distribution	0	5,034.30	C
04/11	Tax Distribution	0	3,113.87	C
04/11	Tax Distribution	0	17,371.33	C
04/11	Tax Distribution	0	2,987.01	C
04/12	Tax Distribution	0	6,694.50	C
04/12	Tax Distribution	0	4,687.91	C
04/12	Tax Distribution	0	7,116.18	C
04/12	Tax Distribution	0	11,821.90	C
04/12	Tax Distribution	0	2,605.73	C
04/13	Tax Distribution	0	5,088.03	C
04/13	Tax Distribution	0	12,243.61	C
04/13	Tax Distribution	0	6,928.83	C
04/14	Tax Distribution	0	16,827.75	C
04/14	Tax Distribution	0	9,199.85	C
04/14	Tax Distribution	0	2,693.62	C
04/17	Tax Distribution	0	59.12	C
04/17	Tax Distribution	0	21,774.30	C
04/17	Tax Distribution	0	15,952.59	C
04/17	Tax Distribution	0	8,187.60	C
04/18	Tax Distribution	0	37,210.77	C
04/18	Tax Distribution	0	17,001.59	C
04/18	Tax Distribution	0	25,172.68	C
04/19	Tax Distribution	0	(164.00)	C
04/19	Tax Distribution	0	1,395.11	C
04/19	Tax Distribution	0	5,340.34	C

74285
16400
25282
30900
146927
271192001



Pinal County Treasurer

Monthly Statement

Date Range: 4/1/2017 to 4/30/2017

04/19	Tax Distribution	0	119.59	C
04/19	Tax Distribution	0	16,595.92	C
04/19	Tax Distribution	0	3,955.69	C
04/19	Tax Distribution	0	12,014.51	C
04/20	Tax Distribution	0	2,050.52	C
04/20	Tax Distribution	0	347,603.61	C
04/20	Tax Distribution	0	23,953.86	C
04/20	Tax Distribution	0	11,462.63	C
04/20	Tax Distribution	0	15,719.66	C
04/21	Tax Distribution	0	(252.82)	C
04/21	Tax Distribution	0	19,062.27	C
04/21	Tax Distribution	0	7,773.03	C
04/21	Tax Distribution	0	9,126.63	C
04/21	Tax Distribution	0	7,048.76	C
04/24	Tax Distribution	0	9,875.03	C
04/24	Tax Distribution	0	40,980.81	C
04/24	Tax Distribution	0	32,332.91	C
04/24	Tax Distribution	0	18,662.31	C
04/25	Tax Distribution	0	59,894.79	C
04/25	Tax Distribution	0	113,039.81	C
04/25	Tax Distribution	0	25,709.74	C
04/25	Tax Distribution	0	14,201.40	C
04/26	Tax Distribution	0	20,103.65	C
04/26	Tax Distribution	0	2,047.08	C
04/26	Tax Distribution	0	6,863.85	C
04/26	Tax Distribution	0	13,575.34	C
04/26	Tax Distribution	0	12,119.53	C
04/26	Tax Distribution	0	8,109.12	C
04/26	Tax Distribution	0	24,218.83	C
04/27	Tax Distribution	0	(309.60)	C
04/27	Tax Distribution	0	30,979.19	C
04/27	Tax Distribution	0	1,194,050.27	C
04/27	Tax Distribution	0	22,837.38	C
04/27	Tax Distribution	0	7,721.71	C
04/28	Tax Distribution	0	53,670.96	C
04/28	Tax Distribution	0	18,449.59	C
04/28	Tax Distribution	0	27,273.58	C
04/28	Tax Distribution	0	5,260.62	C
04/28	Tax Distribution	0	19,647.41	C
04/28	Tax Distribution	0	11,462.42	C
12100.2011 2011 Personal Property Taxes			Source Code Total: 2.41	
04/10	Tax Distribution	0	2.41	C
12100.2012 2012 Personal Property Taxes			Source Code Total: 10.56	
04/06	Tax Distribution	0	5.28	C
04/24	Tax Distribution	0	5.28	C
12100.2013 2013 Personal Property Taxes			Source Code Total: 71.96	
04/03	Tax Distribution	0	6.56	C
04/06	Tax Distribution	0	47.69	C
04/10	Tax Distribution	0	9.62	C
04/10	Tax Distribution	0	8.09	C
12100.2014 2014 Personal Property Taxes			Source Code Total: 361.93	
04/06	Tax Distribution	0	102.96	C
04/10	Tax Distribution	0	10.36	C
04/13	Tax Distribution	0	8.75	C
04/18	Tax Distribution	0	34.90	C
04/19	Tax Distribution	0	20.05	C
04/19	Tax Distribution	0	171.34	C



Pinal County Treasurer

Monthly Statement

Date Range: 4/1/2017 to 4/30/2017

04/21	Tax Distribution	0	13.57	C
12100.2015 2015 Personal Property Taxes			Source Code Total: 582.27	
04/05	Tax Distribution	0	4.36	C
04/06	Tax Distribution	0	102.96	C
04/10	Tax Distribution	0	72.31	C
04/10	Tax Distribution	0	10.03	C
04/11	Tax Distribution	0	2.42	C
04/12	Tax Distribution	0	31.27	C
04/13	Tax Distribution	0	8.76	C
04/14	Tax Distribution	0	89.00	C
04/14	Tax Distribution	0	71.34	C
04/18	Tax Distribution	0	43.30	C
04/19	Tax Distribution	0	20.06	C
04/21	Tax Distribution	0	23.64	C
04/26	Tax Distribution	0	46.04	C
04/27	Tax Distribution	0	56.78	C
12100.2016 2016 Personal Property Taxes			Source Code Total: 79,845.30	
04/03	Tax Distribution	0	(164.13)	C +164 ¹³
04/03	Tax Distribution	0	87.28	C
04/03	Tax Distribution	0	713.53	C
04/03	Tax Distribution	0	155.29	C 80009 ⁴³
04/03	Tax Distribution	0	359.53	C
04/04	Tax Distribution	0	2,182.09	C
04/04	Tax Distribution	0	605.36	C
04/04	Tax Distribution	0	522.38	C
04/04	Tax Distribution	0	549.92	C
04/05	Tax Distribution	0	774.96	C
04/05	Tax Distribution	0	1,083.24	C
04/05	Tax Distribution	0	130.76	C
04/06	Tax Distribution	0	1,011.03	C
04/06	Tax Distribution	0	1,027.39	C
04/06	Tax Distribution	0	86.58	C
04/07	Tax Distribution	0	332.78	C
04/07	Tax Distribution	0	207.42	C
04/07	Tax Distribution	0	1,194.14	C
04/10	Tax Distribution	0	593.41	C
04/10	Tax Distribution	0	2,348.87	C
04/10	Tax Distribution	0	1,159.77	C
04/10	Tax Distribution	0	359.49	C
04/11	Tax Distribution	0	441.68	C
04/11	Tax Distribution	0	369.51	C
04/11	Tax Distribution	0	2,743.40	C
04/11	Tax Distribution	0	7,153.11	C
04/12	Tax Distribution	0	120.16	C
04/12	Tax Distribution	0	317.39	C
04/12	Tax Distribution	0	637.90	C
04/12	Tax Distribution	0	657.60	C
04/12	Tax Distribution	0	194.46	C
04/13	Tax Distribution	0	264.02	C
04/13	Tax Distribution	0	407.39	C
04/13	Tax Distribution	0	405.01	C
04/14	Tax Distribution	0	966.94	C
04/14	Tax Distribution	0	800.72	C
04/14	Tax Distribution	0	363.87	C
04/17	Tax Distribution	0	1,335.48	C
04/17	Tax Distribution	0	818.76	C
04/17	Tax Distribution	0	186.46	C



Pinal County Treasurer

Monthly Statement

Date Range: 4/1/2017 to 4/30/2017

04/18	Tax Distribution	0	1,097.01	C
04/18	Tax Distribution	0	1,144.38	C
04/18	Tax Distribution	0	1,942.74	C
04/19	Tax Distribution	0	211.32	C
04/19	Tax Distribution	0	643.29	C
04/19	Tax Distribution	0	5,821.52	C
04/19	Tax Distribution	0	131.78	C
04/19	Tax Distribution	0	1,271.02	C
04/19	Tax Distribution	0	178.52	C
04/20	Tax Distribution	0	97.12	C
04/20	Tax Distribution	0	971.04	C
04/20	Tax Distribution	0	497.80	C
04/20	Tax Distribution	0	1,970.67	C
04/20	Tax Distribution	0	1,826.15	C
04/21	Tax Distribution	0	125.18	C
04/21	Tax Distribution	0	580.53	C
04/21	Tax Distribution	0	338.28	C
04/21	Tax Distribution	0	380.60	C
04/24	Tax Distribution	0	2,461.03	C
04/24	Tax Distribution	0	3,154.41	C
04/24	Tax Distribution	0	810.74	C
04/24	Tax Distribution	0	5,604.64	C
04/25	Tax Distribution	0	1,198.30	C
04/25	Tax Distribution	0	758.26	C
04/25	Tax Distribution	0	1,632.19	C
04/26	Tax Distribution	0	95.10	C
04/26	Tax Distribution	0	949.52	C
04/26	Tax Distribution	0	554.20	C
04/26	Tax Distribution	0	376.78	C
04/26	Tax Distribution	0	1,231.61	C
04/27	Tax Distribution	0	1,042.32	C
04/27	Tax Distribution	0	138.42	C
04/27	Tax Distribution	0	1,365.03	C
04/27	Tax Distribution	0	903.28	C
04/27	Tax Distribution	0	1,893.37	C
04/28	Tax Distribution	0	1,752.60	C
04/28	Tax Distribution	0	413.50	C
04/28	Tax Distribution	0	191.65	C
04/28	Tax Distribution	0	584.45	C
			Source Code Total: 22,764.23	
15130.0 Contributions Fire Assistance				
04/03	Fire District Assistance Tax 0.287300	0	743.00	C
04/04	Fire District Assistance Tax 0.287300	0	7,091.64	C
04/05	Fire District Assistance Tax 0.287300	0	805.62	C
04/06	Fire District Assistance Tax 0.287300	0	736.95	C
04/07	Fire District Assistance Tax 0.287300	0	1,052.11	C
04/10	Fire District Assistance Tax 0.287300	0	2,294.39	C
04/11	Fire District Assistance Tax 0.287300	0	1,224.66	C
04/12	Fire District Assistance Tax 0.287300	0	895.04	C
04/13	Fire District Assistance Tax 0.287300	0	1,354.87	C
04/14	Fire District Assistance Tax 0.287300	0	1,402.53	C
04/17	Fire District Assistance Tax 0.287300	0	2,619.90	C
04/18	Fire District Assistance Tax 0.287300	0	2,020.72	C
04/19	Fire District Assistance Tax 0.287300	0	522.80	C
			Source Code Total: 285.57	
15150.0 Maricopa County Tax Collection				
04/14	Superstition Fire Proceeds from Maricopa Co Wired	0	285.57	C
			Source Code Total: 41.71	
21100.41 Wells Fargo Repo Investment Interest				
04/03	Investment Interest	0	41.71	C



Pinal County Treasurer

Monthly Statement

Date Range: 4/1/2017 to 4/30/2017

21100.43 Wells Fargo Trust Investment Interest			Source Code Total: 12.70	
04/04	Investment Interest	0	12.70	C
21100.46 Wells Fargo Investment Investment Interest			Source Code Total: 723.38	
04/26	Investment Interest	0	165.15	C
04/27	Investment Interest	0	195.73	C
04/27	Investment Interest	0	267.41	C
04/27	Investment Interest	0	95.09	C
21100.70 Vining Sparks Investment Interest			Source Code Total: 201.16	
04/17	Investment Interest	0	186.76	C
04/27	Investment Interest	0	14.40	C
73160.0 Deposits			Source Code Total: 51,144.03	
04/10	100.10.43500.41 C Almejo/inv 4017/CASH A	0	50.00	C
04/10	100.10.43500.41 R Tolbert/inv 4015/ck 17561854958	0	50.00	C
04/10	100.10.43400.41 L Almejo/inv 4016/ck 1003	0	50.00	C
04/10	100.10.42600.15 Cluff Law/inv 4014/ck 4963	0	20.00	C
04/10	100.10.42700.50 AJ HealthCenter/inv 4018/ck 62504	0	100.00	C
04/10	100.10.42700.50 SafeguardSec/inv 4019/ck 164173	0	50.00	C
04/10	100.10.42700.50 Equity LifeStyle/inv 4031/ck 16381	0	50.00	C
04/10	100.50.64270.50 T Gerola/inv 4038/ck 6611	0	403.88	C
04/10	100.10.53965.10 PSPRS/inv 3978/ck 205937	0	556.26	C
04/10	100.10.53965.10 J Kevin/inv 4022/ck 629003085	0	756.45	C
04/10	100.40.52750.12	0	24,961.00	C
04/13	WIRED MONEY TO GENERAL FUND	0	100.00	C
04/17	100.10.42600.15 Phillips Law/inv 4034/ck 347046	0	20.00	C
04/17	100.10.42600.15 Zoning Info/inv 4041/ck 4794	0	10.00	C
04/17	100.10.45900.10 Sierra Vista @ GC/inv 4030/ck 2243	0	30.00	C
04/17	100.10.45900.10 Colby Mngmnt/inv 4020/ck 60591	0	10.00	C
04/17	100.10.45900.10 Superstition Astro/4033/498250404	0	30.00	C
04/17	100.10.45900.10 Mens Ministry Group/inv 4028/c 607	0	30.00	C
04/17	100.10.53965.10 P Gallagher/inv 4021/ck 1940	0	238.02	C
04/17	100.10.53965.10 J Hafer/inv 4024/ck 5309	0	185.53	C
04/17	100.10.42200.41 Antenna Sites/inv 4045/ck 18976	0	619.18	C
04/17	100.10.43200.20 FloFD/inv 4005,9,12,13/ck 106068	0	8,160.75	C
04/20	WIRED MONEY TO GENERAL FUND	0	196.16	C
04/28	100.10.58000.12 S Mueller / inv 4050 / CASH A	0	2.69	C
04/28	100.10.42600.15 Blas Environ/inv 4048/CASH B	0	10.00	C
04/28	100.10.42600.15 LexisNexis/inv 4046/ck 640175332	0	20.00	C
04/28	100.10.53965.10 D Montgomery/inv 4023/ck 4023	0	592.26	C
04/28	100.10.43900.10 City of Mesa/inv 4052/ck 981132	0	13,841.85	C
73750.0 Revenue Transfer			Source Code Total: 274.50	
04/05	Transfer to correct Voluntary Life ins payment	0	647.40	C
04/06	Transfer Benefit Logic Donation	0	(800.00)	C
04/27	Transfer to Correct Employee Benefit Charges	0	427.10	C
90930.0 Warrants Redeemed			Source Code Total: (440,535.78)	
04/03	Paid Warrants	0	(2,775.08)	D
04/04	Paid Warrants	0	(16,832.55)	D
04/05	Paid Warrants	0	(24,174.99)	D
04/06	Paid Warrants	0	(3,056.83)	D
04/07	Paid Warrants	0	(5,923.44)	D
04/10	Paid Warrants	0	(3,571.31)	D
04/11	Paid Warrants	0	(2,949.21)	D
04/12	Paid Warrants	0	(103,726.79)	D
04/13	Paid Warrants	0	(67,975.84)	D
04/14	Paid Warrants	0	(7,784.61)	D
04/17	Paid Warrants	0	(1,264.14)	D
04/18	Paid Warrants	0	(6,068.95)	D
04/19	Paid Warrants	0	(12,376.71)	D



Pinal County Treasurer

Monthly Statement

Date Range: 4/1/2017 to 4/30/2017

04/20	Paid Warrants	0	(5,983.78)	D
04/21	Paid Warrants	0	(6,861.42)	D
04/24	Paid Warrants	0	(311.99)	D
04/25	Paid Warrants	0	(5,623.52)	D
04/26	Paid Warrants	0	(120,872.21)	D
04/27	Paid Warrants	0	(20,988.14)	D
04/28	Paid Warrants	0	(21,414.27)	D
91220.0 Disbursed by County Treasurer			Source Code Total: (576,134.56)	
04/05	Fire Employees Payroll Direct Deposit	0	(205,900.65)	D
04/05	Fire District Fed & State P/R Taxes	0	(49,723.47)	D
04/05	Fire District 457, union dues, pac	0	(32,966.61)	D
04/19	FIRE EMPLOYEE PAYROLL DIRECT DEPOSIT	0	(208,295.93)	D
04/19	FIRE DISTRICT FEDERAL & STATE P/R TAXES	0	(50,070.79)	D
04/19	FIRE DISTRICT 457, UNION DUES, PAC	0	(29,177.11)	D
91280.0 Outgoing Wire Fee			Source Code Total: (40.00)	
04/05	Wire Transfer Chg P/R	0	(20.00)	D
04/19	WIRE TRANSFER CHG P/R	0	(20.00)	D
91290.0 Outgoing Wire Surcharge			Source Code Total: (10.00)	
04/05	Wire Transfer Chg P/R	0	(5.00)	D
04/19	WIRE TRANSFER CHG P/R	0	(5.00)	D
			Ending Balance: 2,907,955.45	

6116421001 Superstition Fire & Medical District

Warrant Detail

Payee Name	Warrant	Amount	Issue Dt	Status Dt	Voucher
6116421001 Superstition Fire & Medical District					Account Total: 496,688.79
Fund: 1102					Fund Total: 281,829.98
Status: OUTS					Status Total: 50,349.49

ERIC T. ELLSWORTH	1102026178	20.00	03/08/17	03/08/17	
DIGITAL COMBUSTION, INC.	1102026236	895.00	03/22/17	03/23/17	
EMPLOYERS DENTAL SERVICES, INC	1102026282	5,190.65	04/05/17	04/05/17	
APACHE JUNCTION UNIFIED	1102026296	2,527.83	04/12/17	04/12/17	
MUNICIPAL EMERGENCY SERV. INC.	1102026308	1,250.07	04/12/17	04/12/17	
ROBERT E DEBOW JR. CONST, INC.	1102026329	1,217.00	04/19/17	04/19/17	
CSC ELECTRICAL CONTRACTOR, LLC	1102026331	565.00	04/19/17	04/19/17	
GALLOWAY ASSET MANAGEMENT, LLC	1102026334	900.00	04/19/17	04/19/17	
GOLD CANYON EMBROIDERY	1102026336	343.64	04/19/17	04/19/17	
GEORGE NASELLO	1102026342	288.00	04/19/17	04/19/17	
CENTURYLINK	1102026344	158.01	04/19/17	04/19/17	
AFLAC	1102026349	5,441.42	04/26/17	04/27/17	
CHAMBER OF COMMERCE	1102026350	256.00	04/26/17	04/27/17	
WATER UTILITIES COMM FD DBA	1102026351	32.95	04/26/17	04/27/17	
ARIZONA WATER COMPANY, INC.	1102026352	497.58	04/26/17	04/27/17	
CITY OF MESA	1102026353	15,336.71	04/26/17	04/27/17	
ECMS, INC.	1102026354	1,754.53	04/26/17	04/27/17	
EMPLOYERS DENTAL SERVICES, INC	1102026356	5,190.65	04/26/17	04/27/17	
FOOTHILLS PUBLISHING INC	1102026357	92.16	04/26/17	04/27/17	
LIBERTY WATER COMPANY, INC.	1102026358	149.33	04/26/17	04/27/17	
HEALTH EQUITY, INC	1102026359	177.75	04/26/17	04/27/17	
INGMAR MEDICAL LTD	1102026360	2,589.02	04/26/17	04/27/17	
LANDS'END, INC	1102026361	869.85	04/26/17	04/27/17	
L.N. CURTIS & SONS	1102026362	338.69	04/26/17	04/27/17	
MEDIACOM	1102026363	320.75	04/26/17	04/27/17	
MUNICIPAL EMERGENCY SERV. INC.	1102026364	188.89	04/26/17	04/27/17	
PHOENIX TECHNOLOGY SOLUTIONS	1102026365	66.00	04/26/17	04/27/17	
MATLICK ENTERPRISES INC DBA	1102026366	2,126.98	04/26/17	04/27/17	
WAXIE'S ENTERPRISES, INC	1102026367	1,535.03	04/26/17	04/27/17	
Status: PAID					Status Total: 228,121.47
MICHAEL WOLFE, JR.	1102026145	20.00	02/22/17	04/06/17	
TOM DOUBT	1102026209	25.90	03/15/17	04/11/17	



Pinal County Treasurer

Monthly Statement

Date Range: 4/1/2017 to 4/30/2017

AFLAC	1102026225	5,441.42	03/22/17	04/04/17
APACHE JUNCTION UNIFIED	1102026226	2,410.40	03/22/17	04/10/17
ACROSS THE STREET PRODUCTIONS	1102026229	11,034.00	03/22/17	04/05/17
GOLD CANYON EMBROIDERY	1102026238	296.17	03/22/17	04/04/17
PHYSIO-CONTROL, INC.	1102026241	2,775.08	03/22/17	04/03/17
NATIONWIDE MUTUAL INS CO	1102026242	1,000.00	03/22/17	04/06/17
AA COOLING AND HEATING LLC	1102026248	433.34	03/29/17	04/07/17
WATER UTILITIES COMM FD DBA	1102026249	30.21	03/29/17	04/06/17
Apache Trail Auto Supply LLC	1102026250	252.87	03/29/17	04/10/17
ARIZONA WATER COMPANY, INC.	1102026251	449.70	03/29/17	04/06/17
SC FUELS	1102026252	494.64	03/29/17	04/06/17
CITY OF MESA	1102026253	637.50	03/29/17	04/10/17
CTS	1102026254	210.00	03/29/17	04/12/17
JAMES CROWLEY	1102026255	128.65	03/29/17	04/14/17
ROBERT E DEBOW JR. CONST, INC.	1102026256	350.00	03/29/17	04/05/17
EAST PENN MANUFACTURING CO, IN	1102026257	456.73	03/29/17	04/04/17
FLEETPRIDE, INC	1102026258	892.43	03/29/17	04/05/17
FREIGHTLINER OF ARIZONA, LLC	1102026259	2,919.62	03/29/17	04/05/17
GINCO PLUMBING LLC	1102026260	620.43	03/29/17	04/05/17
HUGHES FIRE EQUIPMENT, INC.	1102026261	1,542.91	03/29/17	04/05/17
L.N. CURTIS & SONS	1102026262	5,490.10	03/29/17	04/07/17
MEDIACOM	1102026263	5,691.84	03/29/17	04/04/17
MEDIACOM	1102026264	320.75	03/29/17	04/04/17
MESA DISCOUNT, INC	1102026265	996.28	03/29/17	04/06/17
PITNEY BOWES	1102026266	93.26	03/29/17	04/11/17
PHOENIX TECHNOLOGY SOLUTIONS	1102026267	66.00	03/29/17	04/06/17
REDBURN TIRE COMPANY, INC.	1102026268	4,268.87	03/29/17	04/04/17
RON TURLEY ASSOC, INC.	1102026269	100.00	03/29/17	04/04/17
JOSE MILTON SANTIBANEZ LOPEZ,	1102026270	892.50	03/29/17	04/05/17
SUPERIOR PRINTING INC DBA	1102026271	256.77	03/29/17	04/04/17
TOM'S CAMPERLAND, INC.	1102026272	170.72	03/29/17	04/11/17
TOSHIBA BUSINESS SOLUTIONS, INC	1102026273	92.82	03/29/17	04/05/17
MATLICK ENTERPRISES INC DBA	1102026274	5,580.28	03/29/17	04/05/17
UNITED STATES POSTAL SERVICE	1102026276	250.00	03/29/17	04/05/17
W.W. WILLIAMS COMP, LLC	1102026277	2,659.33	03/29/17	04/11/17
AETNA BEHAVIORAL HEALTH, LLC	1102026278	791.04	04/05/17	04/12/17
ARIZONA WATER COMPANY, INC.	1102026279	186.33	04/05/17	04/12/17
BEST HARDWARE	1102026280	14.17	04/05/17	04/14/17
BRIAN DOVER	1102026281	15.00	04/05/17	04/28/17
WEX BANK DBA	1102026283	694.76	04/05/17	04/12/17
JASON W REYNOLDS	1102026284	307.06	04/05/17	04/12/17
SALT RIVER PROJECT	1102026285	3,314.12	04/05/17	04/12/17
SOUTHWEST GAS CORPORATION	1102026286	200.47	04/05/17	04/17/17
STANDARD INSURANCE COMPANY	1102026287	4,256.19	04/05/17	04/12/17
SUPERSTITION MOUNTAINS CFD #1	1102026288	161.56	04/05/17	04/12/17
MATLICK ENTERPRISES INC DBA	1102026289	4,624.28	04/05/17	04/12/17
UNITED HEALTHCARE INSURANCE CO	1102026290	67,975.84	04/05/17	04/13/17
VISION SERVICE PLAN	1102026291	817.67	04/05/17	04/17/17
AA COOLING AND HEATING LLC	1102026292	93.30	04/12/17	04/21/17
ALLIED WASTE TRANS, INC.	1102026293	410.61	04/12/17	04/21/17
ALLIED WASTE TRANS, INC.	1102026294	82.73	04/12/17	04/21/17
AMERICAN EXPRESS CORPORATE	1102026295	194.26	04/12/17	04/18/17
AZ DEPT OF REVENUE-SALES TAX	1102026297	48.83	04/12/17	04/18/17
ARIZONAWATERCONDITIONING DBA	1102026298	421.90	04/12/17	04/20/17
BOUND TREE MEDICAL LLC	1102026299	3,152.64	04/12/17	04/18/17
BUD'S BULK ICE SERVICE, INC	1102026300	214.49	04/12/17	04/24/17
CITY OF APACHE JUNCTION	1102026301	5,561.88	04/12/17	04/20/17
COOKSON DOOR SALES OF AZ, INC	1102026302	1,088.12	04/12/17	04/19/17
COOPER'S SEWER & DRAIN INC	1102026303	150.00	04/12/17	04/26/17
CTS	1102026304	593.01	04/12/17	04/19/17
FLEETPRIDE, INC	1102026305	2,450.59	04/12/17	04/18/17
ST HELEN AUTO & HARDWARE, INC.	1102026306	208.71	04/12/17	04/21/17
PHYSIO-CONTROL, INC.	1102026307	2,670.18	04/12/17	04/25/17

(S)



Pinal County Treasurer

Monthly Statement

Date Range: 4/1/2017 to 4/30/2017

	Account ID	Amount	Start Date	End Date
PROPHET NETWORK INTEGRATION,IN	1102026309	3,671.45	04/12/17	04/21/17
CENTURYLINK	1102026310	1,396.99	04/12/17	04/26/17
SHRED-IT USA LLC	1102026311	75.56	04/12/17	04/19/17
SIDNEY LEX FELKER, P.C.	1102026312	97.50	04/12/17	04/24/17
GARY A. SMITH, MD, PLLC	1102026313	7,500.00	04/12/17	04/19/17
TURBO & ELECTRIC SALES, INC	1102026314	222.63	04/12/17	04/18/17
MATLICK ENTERPRISES INC DBA	1102026315	3,120.02	04/12/17	04/19/17
UNIFIRST CORPORATION	1102026316	984.26	04/12/17	04/21/17
VERIZON WIRELESS SERVICES LLC	1102026317	1,135.52	04/12/17	04/21/17
WAXIE'S ENTERPRISES, INC	1102026318	274.84	04/12/17	04/21/17
BRIAN A WHITE	1102026319	246.00	04/12/17	04/17/17
AA COOLING AND HEATING LLC	1102026320	4,333.34	04/19/17	04/27/17
WATER UTILITIES COMM FD DBA	1102026321	218.34	04/19/17	04/27/17
APACHE TRAIL AUTO SUPPLY, LLC	1102026322	836.82	04/19/17	04/27/17
ARIZONA WATER COMPANY, INC.	1102026323	262.32	04/19/17	04/26/17
BANNER OCCUPATIONAL HEALTH	1102026324	100.00	04/19/17	04/27/17
BENCHMARK INSURANCE COMPANY	1102026325	28,385.28	04/19/17	04/26/17
BOUND TREE MEDICAL LLC	1102026326	1,713.39	04/19/17	04/25/17
CHASE MASTER CARD	1102026327	5,759.58	04/19/17	04/26/17
EMPIRE SOUTHWEST, LLC	1102026330	64.78	04/19/17	04/26/17
FREIGHTLINER OF ARIZONA, LLC	1102026332	1,305.60	04/19/17	04/26/17
FRONTIER SHOP SUPPLIES, INC	1102026333	200.82	04/19/17	04/27/17
PAUL GARCIA	1102026335	118.27	04/19/17	04/27/17
GINCO PLUMBING LLC	1102026337	1,197.54	04/19/17	04/26/17
HUGHES FIRE EQUIPMENT, INC.	1102026338	1,146.40	04/19/17	04/26/17
MESA DISCOUNT, INC	1102026340	747.20	04/19/17	04/27/17
MOTOROLA SOLUTIONS, INC	1102026341	993.95	04/19/17	04/25/17
CADWELL IRREVOCABLE TRUST III	1102026343	117.93	04/19/17	04/27/17
SUPERSTITION SAFETY SERV, LLC	1102026345	89.77	04/19/17	04/26/17
WILLIAM TAVARES	1102026346	246.00	04/19/17	04/25/17
TURBO & ELECTRIC SALES, INC	1102026347	472.41	04/19/17	04/26/17
MATLICK ENTERPRISES INC DBA	1102026348	1,035.70	04/19/17	04/26/17
Status: VOID				Status Total: 3,389.02
BENEFIT LOGIC	1102026230	800.00	03/22/17	04/05/17
INGMAR MEDICAL LTD	1102026339	2,589.02	04/19/17	04/24/17
Fund: 1103				Fund Total: 214,858.81
Status: OUTS				Status Total: 2,444.50 (N)
CHARITY RELIEF FUND EV FIREFIGHTER	1103017637	124.00	03/24/17	03/23/17
CHARITIES FUND EV FIREFIGHTERS	1103017638	107.50	03/24/17	03/23/17
CHARITY RELIEF FUND EV FIREFIGHTER	1103017647	124.00	04/07/17	04/05/17
CHARITIES FUND EV FIREFIGHTERS	1103017648	107.50	04/07/17	04/05/17
AZ FF RETIREE HEALTH TRUST FUND	1103017650	1,750.00	04/21/17	04/20/17
CHARITY RELIEF FUND EV FIREFIGHTER	1103017654	124.00	04/21/17	04/20/17
CHARITIES FUND EV FIREFIGHTERS	1103017655	107.50	04/21/17	04/20/17
Status: PAID				Status Total: 212,414.31
PAUL PERKINS	1103017641	270.54	03/24/17	04/10/17
RETIREMENT SYSTEM, ARIZONA STATE	1103017642	8,134.14	04/07/17	04/12/17
AZ FF RETIREE HEALTH TRUST FUND	1103017643	1,750.00	04/07/17	04/12/17
EQUITY, HEALTH	1103017644	7,641.79	04/07/17	04/14/17
PUBLIC SAFETY PERSONNEL RETIREMENT	1103017645	77,098.23	04/07/17	04/12/17
SUPPORT PAYMENT CLEARINGHOUSE	1103017646	2,199.08	04/07/17	04/12/17
RETIREMENT SYSTEM, ARIZONA STATE	1103017649	8,227.18	04/21/17	04/26/17
EQUITY, HEALTH	1103017651	7,577.03	04/21/17	04/28/17
PUBLIC SAFETY PERSONNEL RETIREMENT	1103017652	69,266.24	04/21/17	04/26/17
SUPPORT PAYMENT CLEARINGHOUSE	1103017653	2,112.42	04/21/17	04/26/17
ARIZONA STATE RETIREMENT SYSTEM	1103017657	13,822.24	04/21/17	04/28/17
PUBLIC SAFETY PERSONNAL RETIREMENT	1103017658	14,315.42	04/21/17	04/27/17
Count		Amount		
Total OUTS:	36	52,763.99		
Total PAID:	109	440,535.78		



Pinal County Treasurer

Monthly Statement.

Date Range: 4/1/2017 to 4/30/2017

Total VOID:

2

3,389.02

CONTROL # 301362

PINAL COUNTY TREASURER RECEIPT

RECEIPT #

201834

301362

E-MAIL RECEIPT

Depositor Name: Pinal County Treasurer for Superstition Fire & Med

DATE: 4/14/2017

Depositor Location: 565 N Idaho Rd., Apache Junction, AZ 85119

Florence, AZ

COST CENTER	FINANCE CODES			TREASURER CODES			DESCRIPTION (LIMIT OF 50 CHARACTERS PER LINE)	
	OBJECT	SUBSIDIARY	SUBLEDGER	SUB TYPE	GL ACCOUNT	SOURCE		AMOUNT
					6-11642-1001	15150	285.57 F	Superstition Fire Proceeds from Maricopa Co Wired 4/14/17
Total Deposit							\$285.57	

Cash: _____

Checks: \$0.00

Direct Deposit: \$285.57

Credit Card: \$0.00

TOTAL DEPOSIT: \$285.57

Department Signature: _____ Extension: _____ Date: _____

Treasurer Signature: _____ Date: 4/14/17

DEPARTMENT

Maricopa CO AJ Wire Rec

CASH RECEIPTS

April 2017 M & O DEPOSITS

Date	Control #	Amount	Account #	Description	
4/10/2017	289254	50.00	100.10.43500.41	C Almejo/inv 4017/CASH A	✓
		50.00	100.10.43500.41	R Tolbert/inv 4015/ck 17581854958	✓
		50.00	100.10.43400.41	L Almejo/inv 4016/ck 1003	✓
		20.00	100.10.42600.15	Cluff Law/inv 4014/ck 4963	✓
		100.00	100.10.42700.50	AJ HealthCenter/inv 4018/ck 62504	✓
		50.00	100.10.42700.50	SafeguardSec/inv 4019/ck 164173	✓
		50.00	100.10.42700.50	Equity LifeStyle/inv 4031/ck 163810	✓
		403.88	100.50.64270.50	T Gerola/inv 4038/ck 6611	✓
		556.26	100.10.53965.10	PSPRS/inv 3978/ck 205937	✓
		756.45	100.10.53965.10	J Kevin/inv 4022/ck 629003085	✓
		24,961.00	100.40.52750.12	City of Scottsdale/inv 4040/2502153	✓
		27,047.59			
4/5/2017	31236090	100.00	100.10.42700.50	Brock Metro Fire/inv 4029/CC	✓ (G)
4/12/2017	31392579	196.16	100.10.62040.12	Local 2240 SSFF/inv 3903/CC	✓ (G)
4/17/2017	289255	20.00	100.10.42600.15	Phillips Law/inv 4034/ck 347046	✓
		10.00	100.10.42600.15	Zoning Info/inv 4041/ck 4794	✓
		30.00	100.10.45900.10	Sierra Vista @ GC/inv 4030/ck 2243	✓
		10.00	100.10.45900.10	Colby Mngmnt/inv 4020/ck 60591	✓
		30.00	100.10.45900.10	Superstition Astro/4033/498250404	✓
		30.00	100.10.45900.10	Mens Ministry Group/inv 4028/c 6072	✓
		238.02	100.10.53965.10	P Gallagher/inv 4021/ck 1940	✓
		185.53	100.10.53965.10	J Hafer/inv 4024/ck 5309	✓
		619.18	100.10.42200.41	Antenna Sites/inv 4045/ck 18976	✓
		8,160.75	100.10.43200.20	FloFD/inv 4005,9,12,13/ck 106068	✓
		9,333.48			
4/26/2017	289256	2.69	100.10.58000.12	S Mueller / inv 4050 / CASH A	✓
		10.00	100.10.42600.15	Blaes Environ/inv 4048/CASH B	✓
		20.00	100.10.42600.15	LexisNexis/inv 4046/ck 640175332	✓
		592.26	100.10.53965.10	D Montgomery/inv 4023/ck 4023	✓
		13,841.85	100.10.43900.10	City of Mesa/inv 4052/ck 981132	✓
		14,466.80			
April 2017 Totals		51,144.03			

March in transit

(G)

CONTROL # 301218

PINAL COUNTY TREASURER RECEIPT

RECEIPT #

239792

301218

E-MAIL RECEIPT

Depositor Name: SUPERSTITION FIRE & MED DISTRICT

DATE: 4/13/2017

Depositor Location: 565 NORTH IDAHO ROAD-APACHE JUNCTION, AZ 85219

COST CENTER	FINANCE CODES			TREASURER CODES			DESCRIPTION (LIMIT OF 50 CHARACTERS PER LINE)	
	OBJECT	SUBSIDIARY	SUBLEDGER	SUB TYPE	GL ACCOUNT	SOURCE		AMOUNT
				6-	1642-1002	73160	43,400.00	WIRED MONEY TO GROUND TRANSPORT FUND
				6-	1642-1001	73160	100.00	WIRED MONEY TO GENERAL FUND
							<u>5</u> (GH)	
Total Deposit							\$43,500.00	

Cash:	\$0.00	Department Signature:	<i>Dum</i>	Extension:		Date:	4/13/17
Checks:	\$0.00	Treasurer Signature:	<i>A. Power</i>			Date:	4/13/17
Direct Deposit:	\$43,500.00						
Credit Card:	\$0.00						
TOTAL DEPOSIT:	\$43,500.00						

VALIDATED

Receipt Form

CONTROL # 301634

PINAL COUNTY TREASURER RECEIPT

RECEIPT # 240048

E-MAIL RECEIPT

304634

Depositor Name: SUPERSTITION FIRE & MED DISTRICT

DATE: 4/20/2017

Depositor Location: 565 NORTH IDAHO ROAD-APACHE JUNCTION, AZ 85219

FINANCE CODES			TREASURER CODES			DESCRIPTION (LIMIT OF 50 CHARACTERS PER LINE)
COST CENTER	OBJECT	SUBSIDIARY	GL ACCOUNT	SOURCE	AMOUNT	
			6-1642-1002	73160	66,603.84	WIRED MONEY TO GROUND TRANSPORT FUND
			6-1642-1001	73160	196.16	WIRED MONEY TO GENERAL FUND
			(612)			
			Total Deposit			\$66,800.00

Cash: _____ \$0.00

Checks: _____ \$0.00

Direct Deposit: _____ \$66,800.00

Credit Card: _____ \$0.00

TOTAL DEPOSIT: _____ \$66,800.00

Department Signature: _____ Extension: _____ Date: _____

Treasurer Signature: _____ Date: _____

Superstition Fire & Medical District
AR Payment Register (Detail)
 Bank ID: Equal To D

Check No. / Payment ID	Payee Name / Customer Name	Invoice No. / Account Number	Amount Paid
------------------------	----------------------------	------------------------------	-------------

BANK: D - M & O GENERAL FUND CHECKING

DEPOSIT: 2,087 DATE: 04/01/17

17-561854958	(ONETIMECUST)	Check Invoice : 004015	\$50.00 \$35.00
	(ONETIMECUST)	Invoice : 004015	\$15.00
		CHECK # 17-561854958 TOTAL:	\$50.00 ✓
1003	(ONETIMECUST)	Check Invoice : 004016	\$50.00 \$35.00
	(ONETIMECUST)	Invoice : 004016	\$15.00
		CHECK # 1003 TOTAL:	\$50.00 ✓
CASH	(ONETIMECUST)	Cash Invoice : 004017	\$50.00 \$35.00
	(ONETIMECUST)	Invoice : 004017	\$15.00
		CASH TOTAL:	\$50.00 ✓
		DEPOSIT 2,087 TOTAL:	\$150.00

DEPOSIT: 2,088 DATE: 04/03/17

062504	(ONETIMECUST)	Check Invoice : 004018	\$100.00 \$100.00
		CHECK # 062504 TOTAL:	\$100.00 ✓
164173	(ONETIMECUST)	Check Invoice : 004019	\$50.00 \$50.00
		CHECK # 164173 TOTAL:	\$50.00 ✓
		DEPOSIT 2,088 TOTAL:	\$150.00

DEPOSIT: 2,089 DATE: 04/05/17

31236090	(ONETIMECUST)	Credit Card Invoice : 004029	\$100.00 \$50.00
	(ONETIMECUST)	Invoice : 004029	\$50.00
		CREDIT CARD # 31236090 TOTAL:	\$100.00 ✓
		DEPOSIT 2,089 TOTAL:	\$100.00

DEPOSIT: 2,090 DATE: 04/06/17

163810	(ONETIMECUST)	Check Invoice : 004031	\$50.00 \$50.00
		CHECK # 163810 TOTAL:	\$50.00 ✓
		DEPOSIT 2,090 TOTAL:	\$50.00

DEPOSIT: 2,091 DATE: 04/06/17

347046	(ONETIMECUST)	Check Invoice : 004034	\$20.00 \$20.00
		CHECK # 347046 TOTAL:	\$20.00 ✓
		DEPOSIT 2,091 TOTAL:	\$20.00

DEPOSIT: 2,093 DATE: 04/10/17

289254 / 6611	T Gerola/inv 4038/ck 6611 (ONETIMECUST)	Check Invoice : 004038	\$403.88 \$403.88
		CHECK # 289254 / 6611 TOTAL:	\$403.88 ✓
289254 / 205937	PSPRS/inv 3978/ck 205937	Check	\$556.26
	Public Safety Retirement Sys. (PSPRS/COBRA)	Invoice : 003978	\$146.26
	Public Safety Retirement Sys. (PSPRS/COBRA)	Invoice : 003978	\$156.91
	Public Safety Retirement Sys. (PSPRS/COBRA)	Invoice : 003978	\$103.09
	Public Safety Retirement Sys. (PSPRS/COBRA)	Invoice : 003978	\$123.45
	Public Safety Retirement Sys. (PSPRS/COBRA)	Invoice : 003978	\$26.55

Superstition Fire & Medical District
AR Payment Register (Detail)
 Bank ID: Equal To D

Check No. / Payment ID	Payee Name / Customer Name	Invoice No. / Account Number	Amount Paid
------------------------	----------------------------	------------------------------	-------------

BANK: D - M & 0 GENERAL FUND CHECKING

DEPOSIT: 2,093 DATE: 04/10/17

(CONTINUED)

CHECK # 289254 / 205937 TOTAL: \$556.26 ✓

289254 / 629003085	J Kevin/inv 4022/ck 629003085 John Kevin (KEVINJO)	Check Invoice : 004022	\$756.45 \$756.45
--------------------	-------------------------------------------------------	---------------------------	----------------------

CHECK # 289254 / 629003085 TOTAL: \$756.45 ✓

289254 / 2502153	CityofScottsdale/4040/2502153 City of Scottsdale (CITOSC) City of Scottsdale (CITOSC) City of Scottsdale (CITOSC) City of Scottsdale (CITOSC)	Check Invoice : 004040 Invoice : 004040 Invoice : 004040 Invoice : 004040	\$24,961.00 \$20,258.00 \$3,839.00 \$281.00 \$583.00
------------------	-----------------------------------------------------------------------------------------------------------------------------------------------------------	---------------------------------------------------------------------------------------	------------------------------------------------------------------

CHECK # 289254 / 2502153 TOTAL: \$24,961.00 ✓

DEPOSIT 2,093 TOTAL: \$26,677.59

DEPOSIT: 2,094 DATE: 04/13/17

31392579	Local 2260 SSFF/inv 3903/CC (ONETIMECUST)	Credit Card Invoice : 003903	\$196.16 \$196.16
----------	----------------------------------------------	---------------------------------	----------------------

CREDIT CARD # 31392579 TOTAL: \$196.16 ✓

DEPOSIT 2,094 TOTAL: \$196.16

DEPOSIT: 2,095 DATE: 04/10/17

4794	(ONETIMECUST)	Check Invoice : 004041	\$10.00 \$10.00
------	---------------	---------------------------	--------------------

CHECK # 4794 TOTAL: \$10.00 ✓

DEPOSIT 2,095 TOTAL: \$10.00

DEPOSIT: 2,096 DATE: 04/17/17

289255 / 2243	Sierra Vista @ GC/4030/2243 Sierra Vista @ Gold Canyon HOA (SIEVI)	Check Invoice : 004030	\$30.00 \$30.00
---------------	-----------------------------------------------------------------------	---------------------------	--------------------

CHECK # 289255 / 2243 TOTAL: \$30.00 ✓

289255 / 60591	Colby Mngmnt/inv 4020/60591 Colby Management (COLMNG)	Check Invoice : 004020	\$10.00 \$10.00
----------------	----------------------------------------------------------	---------------------------	--------------------

CHECK # 289255 / 60591 TOTAL: \$10.00 ✓

289255 / 498250404	Sprsttn Astro/4033/498250404 Superstition Mtn Astronomical (STMTAT)	Check Invoice : 004033	\$30.00 \$30.00
--------------------	------------------------------------------------------------------------	---------------------------	--------------------

CHECK # 289255 / 498250404 TOTAL: \$30.00 ✓

289255 / 6072	Mens Ministry/inv 4028/ck 6072 (ONETIMECUST)	Check Invoice : 004028	\$30.00 \$30.00
---------------	-------------------------------------------------	---------------------------	--------------------

CHECK # 289255 / 6072 TOTAL: \$30.00 ✓

289255 / 1940	P Gallagher/inv 4021/ck 1940 Pepper Gallagher (GALLPEP)	Check Invoice : 004021	\$238.02 \$238.02
---------------	------------------------------------------------------------	---------------------------	----------------------

CHECK # 289255 / 1940 TOTAL: \$238.02 ✓

289255 / 5309	J C Hafer Jr/inv 4024/ck 5309 Jack C Hafer Jr (HAFERJ) Jack C Hafer Jr (HAFERJ)	Check Invoice : 004024 Invoice : 004024	\$185.53 \$178.81 \$6.72
---------------	---------------------------------------------------------------------------------------	-----------------------------------------------	--------------------------------

CHECK # 289255 / 5309 TOTAL: \$185.53 ✓

289255 / 18976	Antenna Sites/inv 4045/18976 Antenna Sites, Inc. (ANTSIT)	Check Invoice : 004045	\$619.18 \$619.18
----------------	--------------------------------------------------------------	---------------------------	----------------------

CHECK # 289255 / 18976 TOTAL: \$619.18 ✓

289255 / 106068	Flo Fire/4005,9,12,13/106068 Florence Fire Department (FLOFD) Florence Fire Department (FLOFD) Florence Fire Department (FLOFD)	Check Invoice : 004005 Invoice : 004009 Invoice : 004009	\$8,160.75 \$3.94 -\$4.77 \$871.00
-----------------	------------------------------------------------------------------------------------------------------------------------------------------	-------------------------------------------------------------------	---------------------------------------------

Superstition Fire & Medical District
AR Payment Register (Detail)
 Bank ID: Equal To D

Check No. / Payment ID	Payee Name / Customer Name	Invoice No. / Account Number	Amount Paid
------------------------	----------------------------	------------------------------	-------------

BANK: D - M & O GENERAL FUND CHECKING

DEPOSIT: 2,096 DATE: 04/17/17

(CONTINUED)

Florence Fire Department (FLOFD)	Invoice : 004012	\$17.14
Florence Fire Department (FLOFD)	Invoice : 004013	\$157.61
Florence Fire Department (FLOFD)	Invoice : 004005	\$53.90
Florence Fire Department (FLOFD)	Invoice : 004005	\$167.76
Florence Fire Department (FLOFD)	Invoice : 004005	\$206.25
Florence Fire Department (FLOFD)	Invoice : 004005	\$518.42
Florence Fire Department (FLOFD)	Invoice : 004005	\$335.00
Florence Fire Department (FLOFD)	Invoice : 004005	\$2,598.65
Florence Fire Department (FLOFD)	Invoice : 004005	\$469.00
Florence Fire Department (FLOFD)	Invoice : 004009	\$201.00
Florence Fire Department (FLOFD)	Invoice : 004009	\$7.59
Florence Fire Department (FLOFD)	Invoice : 004009	\$11.24
Florence Fire Department (FLOFD)	Invoice : 004009	\$17.41
Florence Fire Department (FLOFD)	Invoice : 004009	\$161.58
Florence Fire Department (FLOFD)	Invoice : 004009	\$90.08
Florence Fire Department (FLOFD)	Invoice : 004009	\$12.82
Florence Fire Department (FLOFD)	Invoice : 004012	\$536.00
Florence Fire Department (FLOFD)	Invoice : 004012	\$268.00
Florence Fire Department (FLOFD)	Invoice : 004012	\$5.63
Florence Fire Department (FLOFD)	Invoice : 004012	\$1,360.00
Florence Fire Department (FLOFD)	Invoice : 004012	\$77.78
Florence Fire Department (FLOFD)	Invoice : 004012	\$17.72

CHECK # 289255 / 106068 TOTAL: \$8,160.75 ✓

DEPOSIT 2,096 TOTAL: \$9,303.48

DEPOSIT: 2,097 DATE: 04/18/17
 640175332

(ONETIMECUST)

Check	\$20.00
Invoice : 004046	\$20.00

CHECK # 640175332 TOTAL: \$20.00 ✓

DEPOSIT 2,097 TOTAL: \$20.00

DEPOSIT: 2,098 DATE: 04/20/17
 CASH

(ONETIMECUST)

Cash	\$10.00
Invoice : 004048	\$10.00

CASH TOTAL: \$10.00 ✓

DEPOSIT 2,098 TOTAL: \$10.00

DEPOSIT: 2,099 DATE: 04/26/17
 289256 / CASH A

S Mueller /inv 4050 / cash
 (ONETIMECUST)

Cash	\$2.69
Invoice : 004050	\$2.69

CASH TOTAL: \$2.69 ✓

289256 / 7625

D Montgomery/inv 4023/ck 7625
 Dave Montgomery (MONTD)
 Dave Montgomery (MONTD)

Check	\$592.26
Invoice : 004023	\$574.56
Invoice : 004023	\$17.70

CHECK # 289256 / 7625 TOTAL: \$592.26 ✓

289256 / 981132

City of Mesa/inv 4052/981132
 City of Mesa (CITOM)
 City of Mesa (CITOM)

Check	\$13,841.85
Invoice : 004052	\$10,005.22
Invoice : 004052	\$3,836.63

CHECK # 289256 / 981132 TOTAL: \$13,841.85 ✓

DEPOSIT 2,099 TOTAL: \$14,436.80

DEPOSIT: 2,101 DATE: 04/27/17
 81679

(ONETIMECUST)

Check	\$20.00
Invoice : 004053	\$20.00

CHECK # 81679 TOTAL: \$20.00 (P)

in transit

Superstition Fire & Medical District

AR Payment Register (Detail)

Bank ID: Equal To D

Check No. / Payment ID	Payee Name / Customer Name	Invoice No. / Account Number	Amount Paid
------------------------	----------------------------	------------------------------	-------------

BANK: D - M & O GENERAL FUND CHECKING

DEPOSIT 2,101 TOTAL: \$20.00

TOTAL FOR BANK ID: D \$51,144.03

GRAND TOTAL OF ALL CHECKS: \$50,785.18

GRAND TOTAL OF ALL CREDIT CARDS: \$296.16

GRAND TOTAL OF ALL CASH: \$62.69

GRAND TOTAL OF ALL EFT: \$0.00

GRAND TOTAL OF ALL PAYMENTS: \$51,144.03

GRAND TOTAL OF ALL ADJUSTMENTS: \$0.00

COMBINED TOTAL: \$51,144.03

(G)

51,144.03 +
 March in transit 20.00 -
 April in transit 20.00 +
 51,144.03G+ (G)

Superstition Fire & Medical District
GL Account Ledger - Detail By Period
4/1/2017 through 4/30/2017

Batch	Journal	Entry #	Date	Job	Document	Description	Debits	Credits	Balance
100-10-10150-10						PAYROLL ACCOUNT			
15228	Z	721994	04/02/17		JE0404	Payroll end Date 04/02/2017 Rcls	-	49,723.47	(\$7,639,222.54)
15227	PR	721921	04/07/17		17642 - 31518	Payroll All Freq 4/2/2017	-	335,922.00	(7,688,946.01)
15258	Z	722665	04/16/17		JE0409	Rcls Pay Period End date 4/16/17 100	-	50,070.79	(8,024,868.01)
15257	PR	722656	04/19/17		17657	Payroll All Freq 4/16/2017	-	13,822.24	(8,074,938.80)
15257	PR	722589	04/21/17		17649 - 31658	Payroll All Freq 4/16/2017	-	355,268.25	(8,088,761.04)
15257	PR	722627	04/21/17		31658	Voided Payroll All Freq 4/21/2017	14,315.42	-	(8,444,029.29)
PAYROLL ACCOUNT TOTALS:							\$14,315.42	\$804,806.75	(\$8,429,713.87)
TOTAL OF LEDGER:							\$14,315.42	\$804,806.75	(\$8,429,713.87)

(5)



TREASURER AGENCY SERVICES



Roger Wood	Superstition Fire & Medical District	Home	Contact Us	Help	Logout																								
Inquiry GL Accounts GL Transactions Warrant Search Treasurer Receipts Warrant Maintenance Warrant Accounts Add New Warrant Bulk Upload Warrants Fund Transfers Fund Transfer Bulk Upload Transfers Treasurer Receipts Add New Receipt Upload Receipt File Reports Monthly Statement Tax Distribution Top 50 Tax Payers Authority Assessments Authority Tax Payments Warrants Over 1 Year School Summary LOC Advances Summary Tax Adjustments by Auth Profile My Profile		New Fund Transfer Add New Fund Amount Revenue/Expense: <input type="text"/> To/From: <input type="text"/> GL Account: <input type="text"/> Amount: <input type="text"/> Notes: <input type="text"/> <input type="button" value="Add Fund Amount"/> Fund Amount Added!																											
		<table border="1"> <thead> <tr> <th></th> <th>GL Account</th> <th>Source</th> <th>Source Desc</th> <th>Notes</th> <th>Amount</th> </tr> </thead> <tbody> <tr> <td>✖</td> <td>6116421001</td> <td>73750.0</td> <td>Revenue Transfer</td> <td>Benefits Cost transfer to 150 Fund</td> <td>(\$213.40)</td> </tr> <tr> <td>✖</td> <td>6116421002</td> <td>73750.0</td> <td>Revenue Transfer</td> <td>Benefits Cost transfer from 100 Fund</td> <td>\$213.40</td> </tr> <tr> <td></td> <td></td> <td></td> <td></td> <td></td> <td>\$0.00</td> </tr> </tbody> </table>					GL Account	Source	Source Desc	Notes	Amount	✖	6116421001	73750.0	Revenue Transfer	Benefits Cost transfer to 150 Fund	(\$213.40)	✖	6116421002	73750.0	Revenue Transfer	Benefits Cost transfer from 100 Fund	\$213.40						\$0.00
	GL Account	Source	Source Desc	Notes	Amount																								
✖	6116421001	73750.0	Revenue Transfer	Benefits Cost transfer to 150 Fund	(\$213.40)																								
✖	6116421002	73750.0	Revenue Transfer	Benefits Cost transfer from 100 Fund	\$213.40																								
					\$0.00																								
		<input type="button" value="Save New Fund Transfer"/>																											

Commercial Checking Acct Public Funds

Account number: 4121535058 ■ April 1, 2017 - April 30, 2017 ■ Page 1 of 2



SUPERSTITION FIRE & MEDICAL DISTRICT
PAYROLL CLEARING ACCT
565 N IDAHO RD
APACHE JUNCTION AZ 85119-4014

Questions?

Call your Customer Service Officer or Client Services
1-800-AT WELLS (1-800-289-3557)
5:00 AM TO 6:00 PM Pacific Time Monday - Friday

Online: wellsfargo.com

Write: Wells Fargo Bank, N.A. (182)
PO Box 63020
San Francisco, CA 94163

Account summary

Commercial Checking Acct Public Funds

Account number	Beginning balance	Total credits	Total debits	Ending balance
4121535058	\$100.00	\$660,594.28	-\$660,594.28	\$100.00

Credits

Electronic deposits/bank credits

Effective date	Posted date	Amount	Transaction detail
	04/05	330,592.06	WT Seq110776 Pinal County Treasurer /Org=Pinal County Treasurer Sr## Gw00000002853858 Trn#170405110776 Rfb# 5884
	04/19	330,002.22	WT Seq138863 Pinal County Treasurer /Org=Pinal County Treasurer Sr## Gw00000003198246 Trn#170419138863 Rfb# 5901
		\$660,594.28	Total electronic deposits/bank credits
		\$660,594.28	Total credits

Debits

Electronic debits/bank debits

Effective date	Posted date	Amount	Transaction detail
	04/07	203,210.29	ACH Origination - Superstition Fir - File 1860311208 Coid 1860311208
	04/07	32,966.61	ACH Origination - Superstition Fir - File 1860311208 Coid 1860311208
	04/07	27,922.56	ACH Origination - Superstition Fir - File 1860311208 Coid 1860311208
	04/07	3,881.20	ACH Origination - Superstition Fir - File 1860311208 Coid 1860311208
	04/07	2,690.36	ACH Origination - Superstition Fir - File 1860311208 Coid 1860311208
	04/12	50,463.83	IRS Usatxpymt 041217 220750253905260 Superstition Fire & ME
	04/12	9,457.21	AZ Dept of Rev Ccddir.Dbt xxxxx3092 Superstition Fire & ME
	04/21	208,295.93	ACH Origination - Superstition Fir - File 1860311208 Coid 1860311208
	04/21	29,177.11	ACH Origination - Superstition Fir - File 1860311208 Coid 1860311208
	04/21	28,018.96	ACH Origination - Superstition Fir - File 1860311208 Coid 1860311208
	04/21	4,003.20	ACH Origination - Superstition Fir - File 1860311208 Coid 1860311208



Electronic debits/bank debits (continued)

Effective date	Posted date	Amount	Transaction detail
	04/21	50,955.40	IRS Usat taxpymt 042117 220751101589375 Superstition Fire & ME
	04/21	9,551.62	AZ Dept of Rev Ccddir.Dbt xxxxx3092 Superstition Fire & ME
		\$660,594.28	Total electronic debits/bank debits
		\$660,594.28	Total debits

Daily ledger balance summary

Date	Balance	Date	Balance	Date	Balance
03/31	100.00	04/07	60,021.04	04/19	330,102.22
04/05	330,692.06	04/12	100.00	04/21	100.00
Average daily ledger balance		\$54,126.45			

5/2/17
11:21:18 AM

Superstition Fire & Medical District

Balance Sheet

As of 4/30/2017

FUND: (100) General Fund

Assets

Current Assets

Fund Cash - General (M&O)
Payroll Account
Petty Cash - Accounting
Due From other funds
Total Current Assets

\$11,284,811.93
(8,429,713.87)
100.00
171,416.86

} \$ 2,855,198.06 (R)

\$3,026,614.92

Total Assets

\$3,026,614.92

Liabilities and Equity

Current Liabilities

Sales Tax Payable
HSA Fees (due 3rd party)
Career F.F. Employee Retirement
Disability Insurance-Voluntary Long Term
Life Insurance - Voluntary Supplemental
AFLAC

\$253.64
580.99
2,159.27
(162.20)
(500.49)
2,463.44

\$4,794.65

Total Current Liabilities

\$4,794.65

Total Liabilities

Equity

Fund Balance - General Fund
Current Year Profit/Loss
Total Equity

\$1,253,178.51
1,768,641.76

3,021,820.27

Total Liabilities and Equity

\$3,026,614.92



Corporate Card Statement of Account

Sign-up For Online Statements
www.americanexpress.com/checkyourbill

Prepared For: **BARB DUFFEL/CBA SUPERSTITION FIRE** Account Number: **XXXX-XXXXX6-21004** Closing Date: **03/30/17** Page 1 of 3

Previous Balance \$	New Charges \$	Other Debits \$	Payments \$	Other Credits \$	Balance Please Pay By Due \$ 04/14/17
809.76	276.95	0.00	809.76	0.00	276.95

For important information regarding your account refer to page 2.

Payment is due in full. Please pay by 04/14/17 to allow time for your payment to be received by us and credited to your account.

To manage your Account online or to pay your bill, please visit us at corp.americanexpress.com. For additional contact information, please see the reverse side of this page.

Corporate Card Snapshot

Card Number	Card	New Charges + Other Debits	Payments + Other Credits
XXXX-XXXXX6-21004	BARB DUFFEL/CBA	0.00	-809.76
XXXX-XXXXX6-22028	PAUL BOURGEOIS	276.95	0.00
Total		276.95	-809.76

APR 11 2017

Activity

Date reflects either transaction or posting date

Card Number	Reference Code	Amount \$
XXXX-XXXXX6-21004		
03/19/17	PAYMENT RECEIVED - THANK YOU 03/19 0460100000	-623.63
03/19/17	PAYMENT RECEIVED - THANK YOU 03/19 0460100000	-186.13
Total for BARB DUFFEL/CBA		0.00
	New Charges/Other Debits	0.00
	Payments/Other Credits	-809.76

VENDOR # Amesul
 ACCT. # See spreadsheet
 APPROVAL: _____
 DATE PAID 4/12/17
 WARRANT # 26295

100F
 \$194.26
 (3)

↓ Please fold on the perforation below, detach and return with your payment ↓

Payment Coupon

AB 01 035117 91002 B 125 C



BARB DUFFEL/CBA
 SUPERSTITION FIRE
 565 N. IDAHO RD
 APACHE JUNCTION AZ 85119

Account Number 3787-506076-21004 Payable upon receipt in U.S. Dollars.

Please Pay By 04/14/17 Enter 15 digit account number on all payments.

Amount Due \$276.95

Checks or drafts must be drawn against banks located in the U.S.

Check here if address, telephone number, or e-mail address has changed. Note changes on reverse side.

Mail Payment to:



AMERICAN EXPRESS
 BOX 0001
 LOS ANGELES CA 90096-8000

0000378750607621004 000027695000027695 30HH



Prepared For
BARB DUFFEL/CBA
SUPERSTITION FIRE

Account Number
XXXX-XXXXX6-21004

Closing Date
03/30/17

Activity Continued

Card Number	Reference Code	Amount \$
Card Number XXXX-XXXXX6-22028		
03/07/17 STAPLES 00472 PUTNAM CT 17741054800 47.86 REF# 177410546 (800) 333-3330 03/06/17 HP OFFICE PAPER 8 12 X 11 CASE STAPLES PERFORATED NOTE PADS WIDELE ROC NUMBER 177410546 TAX \$9.87	14518 14521 100F \$31.93 150F \$15.93	
03/07/17 AMAZON MKTPLACE PMTS AMZN.COM/BILL WA 32.88 REF# LOORLCBQHWB BOOK STORES 03/07/17	100F 14517 \$21.92 150F 14520 \$10.96	
03/11/17 LANDS END BUS OUTFIT DODGEVILLE WI 28.78 REF# 00000850584 800-597-1541 03/10/17 UNIFORMS ROC NUMBER 000008505842	00000850584 100F 14519	
03/22/17 AMAZON MKTPLACE PMTS AMZN.COM/BILL WA 54.63 REF# H3WXFIFUJ0H BOOK STORES 03/22/17	100F 14517 \$36.42 150F 14520 \$18.21	
03/22/17 AMAZON MKTPLACE PMTS AMZN.COM/BILL WA 22.99 REF# H3WGXRLS4RA BOOK STORES 03/22/17	100F 14517 \$15.33 150F 14520 \$7.66	
03/28/17 AMAZON MKTPLACE PMTS AMZN.COM/BILL WA 29.56 REF# WK1DZYNASYR BOOK STORES 03/28/17	100F 14517 \$19.71 150F 14520 \$9.85	
03/29/17 AMAZON MKTPLACE PMTS AMZN.COM/BILL WA 60.25 REF# WK171KAA9NL BOOK STORES 03/29/17	100F 14517 \$40.7 150F 14520 \$19.55	
Total for PAUL BOURGEOIS	New Charges/Other Debits Payments/Other Credits	276.95 0.00

2002

Get updates on the go
Log on to chase.com/alerts

Payment Due Date: 05/04/17
New Balance: \$7,564.38
Minimum Payment: \$1,512.00

Account number: 5582 5086 4455 9228

\$ _____ Amount Enclosed
Make your check payable to: Chase Card Services

38312 BEX 9 10017 C
ROGER WOOD
SUPERSTITION FIRE
565 N IDAHO RD
APACHE JUNCTION AZ 85119-4014

CARDMEMBER SERVICE
PO BOX 94014
PALATINE IL 60094-4014

5000 160 28 16986445592289

BUSINESS CARD STATEMENT

Manage your account online:
www.chase.com/ink

Customer Service:
1-800-945-2028

Mobile: Download the
Chase Mobile® app today

(T)

ACCOUNT SUMMARY

Account Number: 5582 5086 4455 9228

Previous Balance	\$4,574.67
Payment, Credits	-\$4,574.67
Purchases	+\$7,564.38
Cash Advances	\$0.00
Balance Transfers	\$0.00
Fees Charged	\$0.00
Interest Charged	\$0.00
New Balance	\$7,564.38

Opening/Closing Date	03/11/17 - 04/10/17
Credit Limit	\$30,000
Available Credit	\$22,435
Cash Access Line	\$6,000
Available for Cash	\$6,000
Past Due Amount	\$0.00
Balance over the Credit Limit	\$0.00

PAYMENT INFORMATION

New Balance	\$7,564.38
Payment Due Date	05/04/17
Minimum Payment Due	\$1,512.00

Late Payment Warning: If we do not receive your minimum payment by the due date, you may have to pay up to a \$39 late fee.

Minimum Payment Warning: Enroll in Auto-Pay and avoid missing a payment. To enroll, call the number on the back of your card or go to the web site listed above.

100
\$5,759.58

VENDOR # Chasom
ACCT. # See spreadsheet
APPROVAL: _____
DATE PAID 4/19/17
WARRANT # 26327-28

ACCOUNT ACTIVITY

Date of Transaction	Merchant Name or Transaction Description	\$ Amount
03/15	DIGITAL COMBUSTION 09008848821 CA MARK GOMEZ TRANSACTIONS THIS CYCLE (CARD. 7214)	895.00
		14543
03/27	USPS PO 0302590130 APACHE JUNCTI AZ JASMIN JONES TRANSACTIONS THIS CYCLE (CARD. 1965)	105.00
		14551
03/20	FEDEX 978201724 MEMPHIS TN	144.15
		14447
03/22	AMAZON MKTPLACE PMTS AMAZON MKTPLA WA	87.99
		14447
03/22	AMAZON MKTPLACE PMTS AMAZON MKTPLA WA	87.99
		14447
03/23	COMBINED FLUID PRODUCT LAKE ZURICH IL	280.25
		14447
03/23	AMAZON MKTPLACE PMTS AMAZON MKTPLA WA	188.49
		14447
04/03	COSTCO *BUS CENTER 827 602-274-4851 AZ	438.20
		14447
04/04	AIR COMPONENTS & MANUF 04805072229 AZ	96.96
		14447
04/03	TRUCK PARTS WORLD LONGVIEW TX	29.70
		14447
04/05	AMAZON MKTPLACE PMTS AMAZON MKTPLA WA	175.00
		14447
04/06	AMAZON MKTPLACE PMTS AMAZON MKTPLA WA	45.58
		14447
04/06	Amazon.com AMZN.COM/BILL WA	21.55
		14447
04/06	AMAZON MKTPLACE PMTS AMAZON MKTPLA WA	23.99
		14447
04/08	ADOBE *ACROPRO SUBS 800-833-6687 CA VAUGHN CHOSRAW TRANSACTIONS THIS CYCLE (CARD. 7271)	\$1,630.84
		14447
03/25	Payment ThankYou Image Check	-231.12
03/25	Payment ThankYou Image Check	-3,937.10
03/25	Payment ThankYou Image Check ROGER WOOD TRANSACTIONS THIS CYCLE (CARD. 9228) INCLUDING PAYMENTS RECEIVED	-\$4,574.67
		14497
04/05	ROGUE FITNESS 614-3586190 OH	1,714.07
		14496

ACCOUNT ACTIVITY (CONTINUED)

Date of Transaction	Merchant Name or Transaction Description	\$ Amount
	RICHARD MOONEY TRANSACTIONS THIS CYCLE (CARD. 1585) \$1,714.07	
03/16	FEDEX 83963740 MEMPHIS TN KELLY BARTZ TRANSACTIONS THIS CYCLE (CARD. 8168) \$56.97	56.97 100F
03/15	PROMOTIONS NOW MOORESTOWN NJ	474.63 100F
04/03	FOREMOST MEDICAL EQUIP 585-586-4880 NY	132.12 400F
04/05	ALERT ALL CORP NEW HOLLAND PA TINA GEROLA TRANSACTIONS THIS CYCLE (CARD. 7150) \$1,002.75	396.00 100F
03/13	ADOBE *PHOTOGRAPHY PLAN 800-833-6687 CA	127.48 100F
03/16	TEMPE CAMERA TEMPE AZ DANIEL MCKINNEY TRANSACTIONS THIS CYCLE (CARD. 7168) \$429.07	301.64 100F
04/04	VALLEN DISTRIBUTION #B 678-746-2797 TX RICHARD OCHS TRANSACTIONS THIS CYCLE (CARD. 1484) \$638.22	638.22 100F
03/18	WM SUPERCENTER #1381 APACHE JUNCTI AZ JOHN SUNIGA TRANSACTIONS THIS CYCLE (CARD. 5248) \$38.15	38.15 100F
03/25	SMK*SURVEYMONKEY.COM 971-2445555 CA	780.00 100F
03/30	OFFICEMAX/OFFICEDEPOT6 APACHE JUNCTI AZ ANNA BUTEL TRANSACTIONS THIS CYCLE (CARD. 8491) \$1,054.91	274.91 150F

2017 Totals Year-to-Date	
Total fees charged in 2017	\$0.00
Total interest charged in 2017	\$0.00

Year-to-date totals do not reflect any fee or interest refunds you may have received.

INTEREST CHARGES

Your Annual Percentage Rate (APR) is the annual interest rate on your account

Balance Type	Annual Percentage Rate (APR)	Balance Subject To Interest Rate	Interest Charges
PURCHASES			
Purchases	10.99% (v)(d)	-0-	-0-
CASH ADVANCES			
Cash Advances	19.99% (v)(d)	-0-	-0-
BALANCE TRANSFERS			
Balance Transfer	10.99% (v)(d)	-0-	-0-

(v) = Variable Rate
 (d) = Daily Balance Method (including new transactions)
 (a) = Average Daily Balance Method (including new transactions)

31 Days in Billing Period

Please see Information About Your Account section for the Calculation of Balance Subject to Interest Rate, Annual Renewal Notice, How to Avoid Interest on Purchases, and other important information, as applicable.

Superstition Fire & Medical District Monthly Pinal County Treasurer's Bank Account Reconciliation

150 General Fund

Reconciliation References:

- A Beginning bank balance
- B Interest Income
- C Current month's deposits
- D Current month's Revenue Transfer
- E Current month's Accounts Payable disbursements
- F Current month's Payroll disbursements
- G Current month's bank ending balance
- H Accounts Payable checks outstanding at month-end
- I Current month's transfer in transit from 100 Fund
- J Electronic / ACH clearing bank account balance at month-end
- K Lockbox bank account balance at month-end
- L Cash Balance per G/L Balance Sheet
- M American Express credit card payment – warrant #1130001020 (paid 4/12/17)
- N Chase MasterCard credit card payment – warrant #1130001059 (paid 4/19/17)



**Superstition Fire & Medical District
Ground Transport (Fund 150) Cash Reconciliation
Fiscal Year 2016 - 2017
4/30/2017**



	Deposits (Cash Receipts)	Cash Disbursements	Book Balance
Book Balance as of: 4/1/2017			\$299,211.28 (A)
<u>Activity During the Month</u>			
Journal Entries:			
Interest Income (Expense):	159.21		159.21 (B)
Deposits	200,499.32		200,499.32 (C)
Revenue Transfer		(1,074.50)	(1,074.50) (D)
Cash Disbursements			
A) Accounts Payable		(94,304.60)	(94,304.60) (E)
B) Payroll Account		(101,934.97)	(101,934.97) (F)
C) Transfer In / Out			
	\$200,658.53	(197,314.07)	\$302,555.74
<u>Pinal County Bank Balance</u>			
Ending Bank Balance as of: 4/30/2017	Balance from YTD Column		\$ 320,030.99 (G)
Less: Outstanding Warrants	Check #		
	A/P	(21,033.45)	(21,033.45) (H)
Less:	Payroll		-
Plus: Transfer in transit from 100 Fund		213.40	213.40 (I)
			\$ 299,210.94
	Cash Balance in Payroll Clearing Account		
	Cash Balance in Electronic / ACH Clearing Account		\$ 26,776.16 (J)
	Cash Balance in LockBox		\$ 2,565.47 (K)
			\$ 328,552.57
Prepared by: <u>[Signature]</u> 5/2/17			Balance per B/S \$ 328,552.57 (L)
Reviewed by: <u>[Signature]</u> 7/2/17			Difference \$ -



Pinal County Treasurer

Monthly Statement

Date Range: 4/1/2017 to 4/30/2017

Account	Period	YTD		
6116421002	Superstition FMD Ground Transport Fund			
Begin Balance:	(A) 299,211.28	268,398.94		
Income:	199,584.03	1,662,675.31		
LOC Advance:	.00	.00		
Expense:	(178,764.32)	(1,611,043.26)	LOC:	.00
LOC Payments:	.00	.00	Warrants Outstanding:	(21,033.45)
Cash Balance:	(C) 320,030.99	320,030.99	End:	298,997.54

Monthly Statement Summary

Source Code	Description	MTDAmount	YTDAmount
6116421002	Superstition FMD Ground Transport Fund	Beginning Balance:	299,211.28
			268,398.94
21100.41	Wells Fargo Repo Investment Interest	13.75	182.33
21100.43	Wells Fargo Trust Investment Interest	4.18	16.44
21100.46	Wells Fargo Investment Investment Interest	112.92	688.98
21100.70	Vining Sparks Investment Interest	28.36	493.44
21100.80	Stifel Nicolaus & Company Investment Interest	.00	150.80
21100.99	SCV UHS Refunding Bond Investment Interest	.00	.84
73160.0	Deposits	200,499.32	1,862,682.51
73750.0	Revenue Transfer	(1,074.50)	(201,540.03)
90930.0	Warrants Redeemed	(94,304.60)	(884,324.18)
91220.0	Disbursed by County Treasurer	(84,459.72)	(726,719.08)
	Ending Balance:	320,030.99	320,030.99

Monthly Statement Detail

Date	Notes	Doc #	Amount	C/D
6116421002 Superstition FMD Ground Transport Fund			Beginning Balance: 299,211.28	
21100.41 Wells Fargo Repo Investment Interest			Source Code Total: 13.75	
04/03	Investment Interest	0	13.75	C
21100.43 Wells Fargo Trust Investment Interest			Source Code Total: 4.18	
04/04	Investment Interest	0	4.18	C
21100.46 Wells Fargo Investment Investment Interest			Source Code Total: 112.92	
04/26	Investment Interest	0	23.41	C
04/27	Investment Interest	0	27.78	C
04/27	Investment Interest	0	38.37	C
04/27	Investment Interest	0	23.36	C
21100.70 Vining Sparks Investment Interest			Source Code Total: 28.36	
04/17	Investment Interest	0	26.32	C
04/27	Investment Interest	0	2.04	C
73160.0 Deposits			Source Code Total: 200,499.32	
04/06	WIRED MONEY TO GROUND TRANSPORT FUND	0	41,500.00	C
04/13	WIRED MONEY TO GROUND TRANSPORT FUND	0	43,400.00	C
04/20	WIRED MONEY TO GROUND TRANSPORT FUND	0	66,603.84	C
04/27	WIRED MONEY TO GROUND TRANSPORT FUND	0	48,700.00	C
04/28	150.20.62140.20 McNeil&Co/inv 4051/ck 157761	0	295.48	C
73750.0 Revenue Transfer			Source Code Total: (1,074.50)	
04/05	Transfer to correct Voluntary Life ins payment	0	(647.40)	C ✓
04/27	Transfer to Correct Employee Benefit Charges	0	(427.10)	C
90930.0 Warrants Redeemed			Source Code Total: (94,304.60)	
04/03	Paid Warrants	0	(301.83)	D
04/04	Paid Warrants	0	(3,829.03)	D
04/05	Paid Warrants	0	(12,297.62)	D
04/06	Paid Warrants	0	(976.60)	D
04/07	Paid Warrants	0	(309.72)	D



Pinal County Treasurer

Monthly Statement

Date Range: 4/1/2017 to 4/30/2017

04/10	Paid Warrants	0	(1,205.19)	D
04/11	Paid Warrants	0	(928.26)	D
04/12	Paid Warrants	0	(10,518.75)	D
04/13	Paid Warrants	0	(14,067.10)	D
04/14	Paid Warrants	0	(1,585.47)	D
04/17	Paid Warrants	0	(1,970.82)	D
04/18	Paid Warrants	0	(94.05)	D
04/19	Paid Warrants	0	(6,669.74)	D
04/20	Paid Warrants	0	(2,637.55)	D
04/21	Paid Warrants	0	(1,405.37)	D
04/24	Paid Warrants	0	(120.30)	D
04/25	Paid Warrants	0	(439.66)	D
04/26	Paid Warrants	0	(29,740.38)	D
04/27	Paid Warrants	0	(4,613.14)	D
04/28	Paid Warrants	0	(594.02)	D
91220.0 Disbursed by County Treasurer			Source Code Total: (84,459.72)	
04/05	Ambulatory Emp Payroll Direct Deposit	0	(27,922.56)	D
04/05	District Fed & State P/R Taxes	0	(10,197.57)	D
04/05	District 457, union dues, pac	0	(3,881.20)	D
04/19	AMBULATORY EMP PAYROLL DIRECT DEPOSIT	0	(28,018.96)	D
04/19	DISTRICT FEDERAL & STATE P/R TAXES	0	(10,436.23)	D
04/19	DISTRICT 457, UNION DUES, PAC	0	(4,003.20)	D
6116421002 Superstition FMD Ground Transport Fund			Ending Balance: 320,030.99	

Warrant Detail

Payee Name	Warrant	Amount	Issue Dt	Status Dt	Voucher
6116421002 Superstition FMD Ground Transport Fund					Account Total: 117,988.05
Fund: 1130					Fund Total: 99,992.73
Status: OUTS					Status Total: 21,033.45 (A)
CIGNA MEDICAL GROUP	1130000841	217.47	02/08/17	02/08/17	
EMPLOYERS DENTAL SERVICES, INC	1130001008	904.64	04/05/17	04/05/17	
APACHE JUNCTION UNIFIED	1130001021	1,263.92	04/12/17	04/12/17	
DOROTHY E FAITH	1130001037	25.00	04/12/17	04/12/17	
HEALTH CHOICE	1130001039	328.43	04/12/17	04/12/17	
ARIZONA EMERGENCY MEDICAL	1130001051	1,200.00	04/19/17	04/19/17	
BANNER DESERT MEDICAL CENTER	1130001060	35.00	04/19/17	04/19/17	
GALLOWAY ASSET MANAGEMENT, LLC	1130001062	300.00	04/19/17	04/19/17	
PROFESSIONAL SALES & SERVICE	1130001065	96.68	04/19/17	04/19/17	
CENTURYLINK	1130001069	79.00	04/19/17	04/19/17	
AFLAC	1130001073	242.76	04/26/17	04/27/17	
WATER UTILITIES COMM FD DBA	1130001074	16.48	04/26/17	04/27/17	
ARIZONA WATER COMPANY, INC.	1130001075	20.66	04/26/17	04/27/17	
CITY OF MESA	1130001076	11,321.17	04/26/17	04/27/17	
COPPERSMITH BROCKELMAN PLC	1130001077	595.00	04/26/17	04/27/17	
EMPLOYERS DENTAL SERVICES, INC	1130001078	904.64	04/26/17	04/27/17	
FOOTHILLS PUBLISHING INC	1130001079	46.08	04/26/17	04/27/17	
LIBERTY WATER COMPANY, INC.	1130001080	48.41	04/26/17	04/27/17	
HEALTHQUITY, INC	1130001081	35.55	04/26/17	04/27/17	
INGMAR MEDICAL LTD	1130001082	2,400.00	04/26/17	04/27/17	
MEDIACOM	1130001083	160.37	04/26/17	04/27/17	
PHOENIX TECHNOLOGY SOLUTIONS	1130001084	33.00	04/26/17	04/27/17	
MATLICK ENTERPRISES INC DBA	1130001085	192.16	04/26/17	04/27/17	
WAXIE'S ENTERPRISES, INC	1130001086	567.03	04/26/17	04/27/17	
Status: PAID					Status Total: 76,309.28
BLUE CROSS BLUE SHIELD	1130000856	1,049.31	02/08/17	04/14/17	
AFLAC	1130000960	242.76	03/22/17	04/04/17	
APACHE JUNCTION UNIFIED	1130000961	1,205.19	03/22/17	04/10/17	
TRICARE	1130000971	100.18	03/22/17	04/03/17	



Pinal County Treasurer

Monthly Statement

Date Range: 4/1/2017 to 4/30/2017

HAZEL L WILEY	1130000973	91.25	03/22/17	04/04/17
THE UNIVERSITY OF ARIZONA	1130000974	16.84	03/22/17	04/04/17
J L BEEDLE	1130000975	77.26	03/22/17	04/05/17
BOBETTE VANCE	1130000977	27.80	03/22/17	04/05/17
HEALTH CHOICE ARIZONA, INC	1130000978	8.39	03/22/17	04/18/17
CENPATICO INTEGRATED CARE	1130000980	356.56	03/22/17	04/11/17
CENPATICO INTEGRATED CARE	1130000981	330.28	03/22/17	04/11/17
AA COOLING AND HEATING LLC	1130000985	216.66	03/29/17	04/07/17
WATER UTILITIES COMM FD DBA	1130000986	15.11	03/29/17	04/06/17
ARIZONA WATER COMPANY, INC.	1130000987	20.43	03/29/17	04/06/17
AZ DPS	1130000988	66.00	03/29/17	04/24/17
ROBERT E DEBOW JR. CONST, INC.	1130000989	175.00	03/29/17	04/05/17
GINCO PLUMBING LLC	1130000990	110.20	03/29/17	04/05/17
HEALTHCARE MEDICAL WASTE, INC	1130000991	101.64	03/29/17	04/06/17
ROBERT HORNE FORD	1130000992	308.30	03/29/17	04/06/17
INTERMEDIX	1130000993	11,513.58	03/29/17	04/05/17
MEDIACOM	1130000994	2,459.16	03/29/17	04/04/17
MEDIACOM	1130000995	160.37	03/29/17	04/04/17
MESA DISCOUNT, INC	1130000996	498.12	03/29/17	04/06/17
PINAL COUNTY RECORDER'S OFFICE	1130000997	96.00	03/29/17	04/13/17
PITNEY BOWES	1130000998	46.63	03/29/17	04/11/17
PROFESSIONAL SALES & SERVICE	1130000999	475.51	03/29/17	04/13/17
PHOENIX TECHNOLOGY SOLUTIONS	1130001000	33.00	03/29/17	04/06/17
REDBURN TIRE COMPANY, INC.	1130001001	575.92	03/29/17	04/04/17
RV STRIPES & GRAPHICS, INC.	1130001002	194.79	03/29/17	04/11/17
SUPERIOR PRINTING INC DBA	1130001003	225.36	03/29/17	04/04/17
UNITED STATES POSTAL SERVICE	1130001004	250.00	03/29/17	04/05/17
AETNA BEHAVIORAL HEALTH, LLC	1130001005	391.68	04/05/17	04/12/17
ARIZONA WATER COMPANY, INC.	1130001006	93.17	04/05/17	04/12/17
BEST HARDWARE	1130001007	16.35	04/05/17	04/14/17
WEX BANK DBA	1130001009	287.35	04/05/17	04/12/17
JASON W REYNOLDS	1130001010	307.05	04/05/17	04/12/17
SALT RIVER PROJECT	1130001011	982.16	04/05/17	04/12/17
SOUTHWEST GAS CORPORATION	1130001012	78.77	04/05/17	04/17/17
STANDARD INSURANCE COMPANY	1130001013	748.68	04/05/17	04/12/17
SUPERSTITION MOUNTAINS CFD #1	1130001014	80.78	04/05/17	04/12/17
UNITED HEALTHCARE INSURANCE CO	1130001015	13,495.59	04/05/17	04/13/17
VISION SERVICE PLAN	1130001016	107.74	04/05/17	04/17/17
AA COOLING AND HEATING LLC	1130001017	46.65	04/12/17	04/21/17
ACCUSEARCH	1130001018	236.00	04/12/17	04/19/17
ALLIED WASTE TRANS, INC.	1130001019	153.87	04/12/17	04/21/17
AMERICAN EXPRESS CORPORATE	1130001020	82.69	04/12/17	04/18/17
APACHE OXY-MED INC DBA	1130001022	168.00	04/12/17	04/19/17
AZ DEPT OF REVENUE-SALES TAX	1130001023	2.97	04/12/17	04/18/17
ARIZONAWATERCONDITIONING DBA	1130001024	129.84	04/12/17	04/20/17
BANNER GOLDFIELD MEDICAL CEN	1130001025	608.90	04/12/17	04/20/17
BANNER GATEWAY MEDICAL CENTER	1130001026	26.90	04/12/17	04/20/17
BANNER BAYWOOD MEDICAL CENTER	1130001027	137.90	04/12/17	04/20/17
BANNER IRONWOOD MEDICAL CENTER	1130001028	23.60	04/12/17	04/20/17
BUD'S BULK ICE SERVICE, INC	1130001029	54.30	04/12/17	04/24/17
CITY OF APACHE JUNCTION	1130001030	1,619.35	04/12/17	04/20/17
COOKSON DOOR SALES OF AZ, INC	1130001031	544.06	04/12/17	04/19/17
CTS	1130001032	296.50	04/12/17	04/19/17
ST HELEN AUTO & HARDWARE, INC.	1130001033	39.90	04/12/17	04/21/17
HEALTHCARE MEDICAL WASTE, INC	1130001034	76.63	04/12/17	04/19/17
CARSON E CARROLL JR	1130001035	80.00	04/12/17	04/26/17
ELEANOR ARCHER	1130001036	107.86	04/12/17	04/21/17
PAMELA M STEINMETZ	1130001038	91.06	04/12/17	04/20/17
JOANN CRONSTRÖM	1130001040	25.00	04/12/17	04/19/17
PROPHET NETWORK INTEGRATION,IN	1130001041	226.38	04/12/17	04/21/17
CENTURYLINK	1130001042	532.10	04/12/17	04/26/17
SHRED-IT USA LLC	1130001043	37.78	04/12/17	04/19/17
GARY A. SMITH, MD, PLLC	1130001044	3,750.00	04/12/17	04/19/17

(M)



Pinal County Treasurer

Monthly Statement

Date Range: 4/1/2017 to 4/30/2017

MATLICK ENTERPRISES INC DBA	1130001045	1,535.77	04/12/17	04/19/17
UNIFIRST CORPORATION	1130001046	217.34	04/12/17	04/21/17
VERIZON WIRELESS SERVICES LLC	1130001047	496.23	04/12/17	04/21/17
BILLY WARREN	1130001048	1,784.31	04/12/17	04/17/17
WAXIE'S ENTERPRISES, INC	1130001049	117.14	04/12/17	04/21/17
AA COOLING AND HEATING LLC	1130001050	2,166.66	04/19/17	04/27/17
WATER UTILITIES COMM FD DBA	1130001052	109.16	04/19/17	04/27/17
ARIZONA WATER COMPANY, INC.	1130001053	131.15	04/19/17	04/26/17
BANNER GOLDFIELD MEDICAL CEN	1130001054	1,264.40	04/19/17	04/27/17
BANNER GATEWAY MEDICAL CENTER	1130001055	81.30	04/19/17	04/26/17
BANNER BAYWOOD MEDICAL CENTER	1130001056	325.30	04/19/17	04/26/17
BANNER OCCUPATIONAL HEALTH	1130001057	260.00	04/19/17	04/27/17
BENCHMARK INSURANCE COMPANY	1130001058	3,870.72	04/19/17	04/26/17
CHASE MASTER CARD	1130001059	1,672.68	04/19/17	04/26/17
FIRST CHOICE AUTO GLASS, INC.	1130001061	295.48	04/19/17	04/27/17
HEALTHCARE MEDICAL WASTE, INC	1130001063	204.09	04/19/17	04/27/17
ROBERT HORNE FORD	1130001064	254.38	04/19/17	04/27/17
INTERMEDIX	1130001067	13,642.20	04/19/17	04/26/17
CADWELL IRREVOCABLE TRUST III	1130001068	58.97	04/19/17	04/27/17
SUPERSTITION SAFETY SERV, LLC	1130001070	29.93	04/19/17	04/26/17
MATLICK ENTERPRISES INC DBA	1130001071	808.66	04/19/17	04/26/17
ACUITY SPECIALTY PRODUCTS	1130001072	248.25	04/19/17	04/25/17
Status: VOID				Status Total: 2,650.00
DOROTHY KLEIN	1130000976	250.00	03/22/17	04/27/17
INGMAR MEDICAL LTD	1130001066	2,400.00	04/19/17	04/24/17
Fund: 1131				Fund Total: 17,995.32
Status: PAID				Status Total: 17,995.32
CHRISTOPHER HUSON	1131000080	93.06	03/24/17	04/07/17
TERENCE VALENGAVICH	1131000081	57.37	03/24/17	04/04/17
ERIC RABAGO	1131000084	56.41	03/24/17	04/03/17
SIERRA M AULIK	1131000085	24.21	03/24/17	04/28/17
MICHAEL FLUCKER	1131000086	143.78	03/24/17	04/05/17
ADAM RADNEY	1131000088	145.24	03/24/17	04/03/17
RETIREMENT SYSTEM, ARIZONA STATE	1131000094	7,627.88	04/07/17	04/12/17
EQUITY, HEALTH	1131000095	519.81	04/07/17	04/14/17
RICHARD JAIME	1131000096	258.12	04/21/17	04/26/17
RYAN TONELLI	1131000097	191.41	04/21/17	04/25/17
RETIREMENT SYSTEM, ARIZONA STATE	1131000098	8,308.22	04/21/17	04/26/17
EQUITY, HEALTH	1131000099	569.81	04/21/17	04/28/17
	Count	Amount		
Total OUTS:	24	21,033.45		
Total PAID:	101	94,304.60		
Total VOID:	2	2,650.00		

(N)

CONTROL # 301029

PINAL COUNTY TREASURER RECEIPT

RECEIPT #

301029

E-MAIL RECEIPT

Depositor Name: SUPERSTITION FIRE & MED DISTRICT

Depositor Location: 565 NORTH IDAHO ROAD-APACHE JUNCTION, AZ 85219

DATE: 4/6/2017

FINANCE CODES			TREASURER CODES			DESCRIPTION (LIMIT OF 50 CHARACTERS PER LINE)		
COST CENTER	OBJECT	SUBSIDIARY	SUB LEDGER	SUB TYPE	GL ACCOUNT		SOURCE	AMOUNT
				6-11642-1002	73160		41,500.00	WIRED MONEY TO GROUND TRANSPORT FUND
				6-11642-1001	73160		0.00	WIRED MONEY TO GENERAL FUND
(CT)								
Total Deposit							\$41,500.00	

Cash: _____ \$0.00

Checks: _____ \$0.00

Direct Deposit: _____ \$41,500.00

Credit Card: _____ \$0.00

TOTAL DEPOSIT: _____ \$41,500.00

Department Signature: _____ Extension: _____ Date: _____

Treasurer Signature: _____ Date: _____

DEPARTMENT

Receipt Form

CONTROL # 301218

PINAL COUNTY TREASURER RECEIPT

RECEIPT #

301218

E-MAIL RECEIPT

Depositor Name: SUPERSTITION FIRE & MED DISTRICT

DATE: 4/13/2017

Depositor Location: 565 NORTH IDAHO ROAD-APACHE JUNCTION, AZ 85219

COST CENTER	FINANCE CODES			TREASURER CODES			DESCRIPTION (LIMIT OF 50 CHARACTERS PER LINE)	
	OBJECT	SUBSIDIARY	SUBLEDGER	SUB TYPE	GL ACCOUNT	SOURCE		AMOUNT
				6-	1642-1002	73160	43,400.00	WIRED MONEY TO GROUND TRANSPORT FUND
				6-	1642-1001	73160	100.00	WIRED MONEY TO GENERAL FUND
								(C.A)
Total Deposit							\$43,500.00	

Cash: \$0.00

Checks: \$0.00

Direct Deposit: \$43,500.00

Credit Card: \$0.00

TOTAL DEPOSIT: \$43,500.00

Department Signature: _____ Date: 4/13/17

Extension: _____ Date: 4/13/17

Treasurer Signature: _____ Date: 4/13/17

DEPARTMENT

ReceiptForm

CONTROL # 301634

PINAL COUNTY TREASURER RECEIPT

RECEIPT #

304634

E-MAIL RECEIPT

Depositor Name: SUPERSTITION FIRE & MED DISTRICT

Depositor Location: 565 NORTH IDAHO ROAD-APACHE JUNCTION, AZ 85219

DATE: 4/20/2017

FINANCE CODES				TREASURER CODES			DESCRIPTION (LIMIT OF 50 CHARACTERS PER LINE)	
COST CENTER	OBJECT	SUBSIDIARY	SUBLEDGER	SUB TYPE	GL ACCOUNT	SOURCE		AMOUNT
				6	1642-1002	73160	66,603.84	WIRED MONEY TO GROUND TRANSPORT FUND
				6	1642-1001	73160	196.16	WIRED MONEY TO GENERAL FUND
							C-3	
Total Deposit							\$66,800.00	

Cash: _____ \$0.00

Checks: _____ \$0.00

Direct Deposit: _____ \$66,800.00

Credit Card: _____ \$0.00

TOTAL DEPOSIT: _____ **\$66,800.00**

Department Signature: _____ Extension: _____ Date: _____

Treasurer Signature: _____ Date: _____

DEPARTMENT

Receipt Form

Superstition Fire & Medical District
AR Payment Register (Detail)
 Bank ID: Equal To M

Check No. / Payment ID	Payee Name / Customer Name	Invoice No. / Account Number	Amount Paid
------------------------	----------------------------	------------------------------	-------------

BANK: M - GROUND TRANSPORT FUND CHECKING

DEPOSIT: 2,100 DATE: 04/26/17

289258 / 157761	McNeil & Company/4051/157761	Check	\$295.48
	McNeil & Company (MCNECO)	Invoice : 004051	\$295.48
		CHECK # 289258 / 157761 TOTAL:	\$295.48
		DEPOSIT 2,100 TOTAL:	\$295.48

TOTAL FOR BANK ID: M \$295.48

GRAND TOTAL OF ALL CHECKS:	\$295.48
GRAND TOTAL OF ALL CREDIT CARDS:	\$0.00
GRAND TOTAL OF ALL CASH:	\$0.00
GRAND TOTAL OF ALL EFT:	\$0.00
GRAND TOTAL OF ALL PAYMENTS:	\$295.48
GRAND TOTAL OF ALL ADJUSTMENTS:	\$0.00
COMBINED TOTAL:	\$295.48

C-4

CONTROL #301839

PINAL COUNTY TREASURER RECEIPT

RECEIPT #

24007

304830

E-MAIL RECEIPT

Depositor Name: SUPERSTITION FIRE & MED DISTRICT

DATE: 4/27/2017

Depositor Location: 565 NORTH IDAHO ROAD-APACHE JUNCTION, AZ 85219

FINANCE CODES		TREASURER CODES			DESCRIPTION (LIMIT OF 50 CHARACTERS PER LINE)			
COST CENTER	OBJECT	SUBSIDIARY	SUBLEDGER	SUB TYPE		GL ACCOUNT	SOURCE	AMOUNT
				6-	1642-1002	73160	48,700.00	WIRED MONEY TO GROUND TRANSPORT FUND WIRED MONEY TO GENERAL FUND
				6-	1642-1001	73160		
Total Deposit								\$48,700.00

C.S.

Cash: \$0.00

Checks: \$0.00

Direct Deposit: \$48,700.00

Credit Card: \$0.00

TOTAL DEPOSIT: \$48,700.00

Department Signature: _____ Date: _____

Treasurer Signature: _____ Date: _____

DEPARTMENT

ReceiptForm

Superstition Fire & Medical District
GL Account Ledger - Detail By Period
4/1/2017 through 4/30/2017

Batch	Journal	Entry #	Date	Job	Document	Description	Debits	Credits	Balance
150-10-10150-10						PAYROLL ACCOUNT (TRANSPORT)			
15228	Z	721999	04/02/17		JE0404	Payroll end Date 04/02/2017 Rcls	-	10,197.57	(\$774,296.41)
15227	PR	721977	04/07/17		94 - 1029	Payroll All Freq 4/2/2017	-	39,951.45	(784,493.98)
15258	Z	722670	04/16/17		JE0409	Rcls Pay Period End date 4/16/17 150	-	10,436.23	(824,445.43)
15257	PR	722646	04/21/17		96 - 1065	Payroll All Freq 4/16/2017	-	41,349.72	(834,881.66)
						PAYROLL ACCOUNT (TRANSPORT) TOTALS:	\$0.00	\$101,934.97	(\$876,231.38)
						TOTAL OF LEDGER:	\$0.00	\$101,934.97	(\$876,231.38)

(F)



TREASURER AGENCY SERVICES



Roger Wood	Superstition Fire & Medical District	Home	Contact Us	Help	Logout																								
Inquiry GL Accounts GL Transactions Warrant Search Treasurer Receipts Warrant Maintenance Warrant Accounts Add New Warrant Bulk Upload Warrants Fund Transfers Fund Transfer Bulk Upload Transfers Treasurer Receipts Add New Receipt Upload Receipt File Reports Monthly Statement Tax Distribution Top 50 Tax Payers Authority Assessments Authority Tax Payments Warrants Over 1 Year School Summary LOC Advances Summary Tax Adjustments by Auth Profile My Profile	<h3 style="margin-top: 0;">New Fund Transfer</h3> <div style="border: 1px solid black; padding: 5px; margin-bottom: 10px;"> Add New Fund Amount Revenue/Expense: <input type="text"/> To/From: <input type="text"/> GL Account: <input type="text"/> Amount: <input type="text"/> Notes: <input type="text"/> <input type="button" value="Add Fund Amount"/> Fund Amount Added! </div> <table border="1" style="width:100%; border-collapse: collapse; margin-bottom: 10px;"> <thead> <tr> <th style="width:5%;"></th> <th style="width:15%;">GL Account</th> <th style="width:10%;">Source</th> <th style="width:20%;">Source Desc</th> <th style="width:40%;">Notes</th> <th style="width:10%;">Amount</th> </tr> </thead> <tbody> <tr> <td style="text-align: center;">✖</td> <td>6116421001</td> <td>73750.0</td> <td>Revenue Transfer</td> <td>Benefits Cost transfer to 150 Fund</td> <td style="text-align: right;">(\$213.40)</td> </tr> <tr> <td style="text-align: center;">✖</td> <td>6116421002</td> <td>73750.0</td> <td>Revenue Transfer</td> <td>Benefits Cost transfer from 100 Fund</td> <td style="text-align: right;">(I) \$213.40</td> </tr> <tr> <td></td> <td></td> <td></td> <td></td> <td></td> <td style="text-align: right;">\$0.00</td> </tr> </tbody> </table> <input type="button" value="Save New Fund Transfer"/>						GL Account	Source	Source Desc	Notes	Amount	✖	6116421001	73750.0	Revenue Transfer	Benefits Cost transfer to 150 Fund	(\$213.40)	✖	6116421002	73750.0	Revenue Transfer	Benefits Cost transfer from 100 Fund	(I) \$213.40						\$0.00
	GL Account	Source	Source Desc	Notes	Amount																								
✖	6116421001	73750.0	Revenue Transfer	Benefits Cost transfer to 150 Fund	(\$213.40)																								
✖	6116421002	73750.0	Revenue Transfer	Benefits Cost transfer from 100 Fund	(I) \$213.40																								
					\$0.00																								

Commercial Checking Acct Public Funds

Account number: 4942920083 ■ April 1, 2017 - April 30, 2017 ■ Page 1 of 4



Questions?

Call your Customer Service Officer or Client Services
1-800-AT WELLS (1-800-289-3557)
 5:00 AM TO 6:00 PM Pacific Time Monday - Friday

Online: wellsfargo.com

Write: Wells Fargo Bank, N.A. (182)
 PO Box 63020
 San Francisco, CA 94163

SUPERSTITION FIRE & MEDICAL DISTRICT
 GROUND TRANSPORTATION
 565 N IDAHO RD
 APACHE JUNCTION AZ 85119-4014

Account summary

Commercial Checking Acct Public Funds

Account number	Beginning balance	Total credits	Total debits	Ending balance
4942920083	\$2,037.40	\$225,434.33	-\$200,695.57	\$26,776.16 (J)

Credits

Electronic deposits/bank credits

Effective date	Posted date	Amount	Transaction detail
	04/03	1,887.61	Noridian Azutmt Hcclaimpmt 170331 1184003220 TRN*1*889298057*1450173185~
	04/03	99.03	Bcbs of Arizona Hcclaimpmt 170330 1184003220 TRN*1*181052856*1860004538\
	04/03	50.00	Pnp Billpayment 032917Set 170403 6500 Apache Junction Fire D
	04/03	46.40	Bcbs of Arizona Hcclaimpmt 170330 1184003220 TRN*1*181050968*1860004538\
	04/04	3,544.91	Noridian Azutmt Hcclaimpmt 170401 1184003220 TRN*1*889302007*1450173185~
	04/04	186.93	Hhp Hcclaimpmt 170404 362703 TRN*1*001270015118782*1611013183\
	04/04	186.93	Humana Ins CO Hcclaimpmt 170404 362703 TRN*1*001290031501470*1391263473\
	04/04	183.77	Bcbs of Arizona Hcclaimpmt 170331 1184003220 TRN*1*181109187*1860004538\
	04/05	2,511.51	Mercy Care Plan Hcclaimpmt 170404 00145658 TRN*1*4561801*1860527381*Ahcccs Acute\
	04/05	1,212.54	Bcbs of Arizona Hcclaimpmt 170403 1184003220 TRN*1*181941681*1860004538\
	04/05	596.51	Hhp Efpayment 170405 362703 TRN*1*001270015125876*1611013183\
	04/05	367.17	Noridian Azutmt Hcclaimpmt 170404 1184003220 TRN*1*889305695*1450173185~
	04/06	89.11	Bcbs of Arizona Hcclaimpmt 170404 1184003220 TRN*1*181996787*1860004538\

Electronic deposits/bank credits (continued)

Effective date	Posted date	Amount	Transaction detail
	04/06	29,100.00	WT Seq#56417 Superstition Fire & Med /Org=Superstition Fire & Medical Distri Srf# Gw00000002874230 Trn#170406056417 Rfb# 87
	04/07	4,236.55	Palmetto Gba Hcclaimpmt 170404 1184003220 TRN*1*899631114*1571062326~
	04/07	882.62	Noridian Azutmt Hcclaimpmt 170406 1184003220 TRN*1*889312851*1450173185~
	04/07	90.71	Ahcccs Programma Hcclaimpmt 170406 201704050346675 TRN*1*201704050346675*1866004791*Fqmb
	04/07	81.44	Aetna AS01 Hcclaimpmt 1184003220 TRN*1*817094390004758*1066033492\
	04/10	1,196.13	Noridian Azutmt Hcclaimpmt 170407 1184003220 TRN*1*889316852*1450173185~
	04/10	1,002.98	Bcbs of Arizona Hcclaimpmt 170406 1184003220 TRN*1*182097900*1860004538\
	04/10	461.80	Bcbs of Arizona Hcclaimpmt 170406 1184003220 TRN*1*182092235*1860004538\
	04/10	100.00	Pnp Billpayment 040517Set 170410 6500 Apache Junction Fire D
	04/11	1,238.64	Noridian Azutmt Hcclaimpmt 170408 1184003220 TRN*1*889320738*1450173185~
	04/11	402.43	Hhp Efpayment 170411 362703 TRN*1*001270015147841*1611013183\
	04/11	194.07	Humana Ins CO Efpayment 170411 362703 TRN*1*001290031582513*1391263473\
	04/11	108.06	Humana Ins CO Efpayment 170411 362703 TRN*1*001290031600260*1391263473\
	04/12	3,078.97	Mercy Care Plan Hcclaimpmt 170411 00145658 TRN*1*4567368*1860527381*Ahcccs Acute\
	04/12	604.72	Bcbs of Arizona Hcclaimpmt 170410 1184003220 TRN*1*182293820*1860004538\
	04/12	400.73	Noridian Azutmt Hcclaimpmt 170411 1184003220 TRN*1*889324535*1450173185~
	04/12	372.58	KFHP of WA Hcclaimpmt 042000013425280 TRN*1*3425280*1910511770~
	04/13	2,492.24	Noridian Azutmt Hcclaimpmt 170412 1184003220 TRN*1*889328278*1450173185~
	04/13	1,057.76	Bcbs of Arizona Hcclaimpmt 170411 1184003220 TRN*1*182341958*1860004538\
	04/13	22,950.00	WT Seq#93525 Superstition Fire & Med /Org=Superstition Fire & Medical Distri Srf# Gw00000003056520 Trn#170413093525 Rfb# 89
	04/13	2,191.77	Merchant Service Merch Dep 170412 8029396648 Superstition Fire and
	04/14	2,646.41	Ahcccs Programma Hcclaimpmt 170412 201704120351985 TRN*1*201704120351985*1866004791*Ffsv
	04/17	6,302.15	Noridian Azutmt Hcclaimpmt 170413 1184003220 TRN*1*889334851*1450173185~
	04/17	389.29	Palmetto Gba Hcclaimpmt 170413 1184003220 TRN*1*899701076*1571062326~
	04/17	196.16	Pnp Billpayment 041217Set 170417 6500 Apache Junction Fire D
	04/19	811.63	Mercy Care Plan Hcclaimpmt 170418 00145658 TRN*1*4573094*1860527381*Ahcccs Acute\



Electronic deposits/bank credits (continued)

Effective date	Posted date	Amount	Transaction detail
	04/19	376.73	Noridian Azutmt Hcclaimpmt 170418 1184003220 TRN*1*889344021*1450173185~
	04/19	180.27	Bcbs of Arizona Hcclaimpmt 170417 1184003220 TRN*1*182649234*1860004538\
	04/19	2,467.04	Merchant Service Merch Dep 170418 8029396648 Superstition Fire and
	04/20	363.01	Noridian Azutmt Hcclaimpmt 170419 1184003220 TRN*1*889348169*1450173185~
	04/20	51,450.00	WT Seq#83684 Superstition Fire & Med /Org=Superstition Fire & Medical Distri Srf# Gw00000003216387 Trn#170420083684 Rfb# 92
	04/20	1,608.62	Merchant Service Merch Dep 170419 8029396648 Superstition Fire and
	04/21	981.36	Aetna AS01 Hcclaimpmt 1184003220 TRN*1*817108590004297*1066033492\
	04/21	754.31	Palmetto Gba Hcclaimpmt 170418 1184003220 TRN*1*899746156*1571062326~
	04/21	363.01	Noridian Azutmt Hcclaimpmt 170420 1184003220 TRN*1*889352158*1450173185~
	04/21	1,142.21	Merchant Service Merch Dep 170420 8029396648 Superstition Fire and
	04/24	1,766.01	Noridian Azutmt Hcclaimpmt 170421 1184003220 TRN*1*889355768*1450173185~
	04/24	150.47	Merchant Service Merch Dep 170421 8029396648 Superstition Fire and
	04/25	421.25	Aetna H09 Hcclaimpmt 1184003220 TRN*1*160420170005621*1066033492\
	04/26	1,652.15	Mercy Care Plan Hcclaimpmt 170425 00145658 TRN*1*4578705*1860527381*Ahcccs Acute\
	04/26	1,357.61	Noridian Azutmt Hcclaimpmt 170424 1184003220 TRN*1*889363384*1450173185~
	04/26	282.70	Humana Ins CO Efpayment 170426 362703 TRN*1*001290031811454*1391263473\
	04/26	118.85	Merchant Service Merch Dep 170425 8029396648 Superstition Fire and
	04/27	1,208.46	Bcbs of Arizona Hcclaimpmt 170425 1184003220 TRN*1*183049740*1860004538\
	04/27	895.06	Noridian Azutmt Hcclaimpmt 170426 1184003220 TRN*1*889367030*1450173185~
	04/27	468.06	Bcbs of Arizona Hcclaimpmt 170425 1184003220 TRN*1*183043854*1860004538\
	04/27	132.56	Aetna AS01 Hcclaimpmt 1184003220 TRN*1*817114530004425*1066033492\
	04/27	36,900.00	WT Seq122350 Superstition Fire & Med /Org=Superstition Fire & Medical Distri Srf# Gw00000003405286 Trn#170427122350 Rfb# 95
	04/27	100.00	Merchant Service Merch Dep 170426 8029396648 Superstition Fire and
	04/28	24,687.05	Noridian Azutmt Hcclaimpmt 170427 1184003220 TRN*1*889370788*1450173185~
	04/28	1,549.35	Ahcccs Programma Hcclaimpmt 170426 201704260361297 TRN*1*201704260361297*1866004791*Ffsv



Electronic deposits/bank credits (continued)

Effective date	Posted date	Amount	Transaction detail
	04/28	351.24	Hhp Efpayment 170428 362703 TRN*1*001270015222998*1611013183\
	04/28	154.69	Aetna AS01 Hcclaimpmt 1184003220 TRN*1*817115410004091*1066033492\
		\$225,434.33	Total electronic deposits/bank credits
		\$225,434.33	Total credits

Debits

Electronic debits/bank debits

Effective date	Posted date	Amount	Transaction detail
	04/03	195.57	Merchant Service Merch Fee 170331 8029396648 Superstition Fire and
	04/06	41,500.00	WT Seq#56488 Pinal County Treasurer /Bnf=Pinal County Master Sr## Gw00000002874234 Trn#170406056488 Rfb# 88
	04/13	43,400.00	WT Seq#93549 Pinal County Treasurer /Bnf=Pinal County Master Sr## Gw00000003056522 Trn#170413093549 Rfb# 91
	04/13	100.00	WT Seq#93515 Pinal County Treasurer /Bnf=Pinal County Master Sr## Gw00000003056337 Trn#170413093515 Rfb# 90
	04/20	66,603.84	WT Seq#83696 Pinal County Treasurer /Bnf=Pinal County Master Sr## Gw00000003216523 Trn#170420083696 Rfb# 94
	04/20	196.16	WT Seq#83664 Pinal County Treasurer /Bnf=Pinal County Master Sr## Gw00000003216264 Trn#170420083664 Rfb# 93
	04/27	48,700.00	WT Seq122375 Pinal County Treasurer /Bnf=Pinal County Master Sr## Gw00000003405291 Trn#170427122375 Rfb# 96
		\$200,695.57	Total electronic debits/bank debits
		\$200,695.57	Total debits

Daily ledger balance summary

Date	Balance	Date	Balance	Date	Balance
03/31	2,037.40	04/11	10,399.68	04/21	3,280.65
04/03	3,924.87	04/12	14,856.68	04/24	5,197.13
04/04	8,027.41	04/13	48.45	04/25	5,618.38
04/05	12,715.14	04/14	2,694.86	04/26	9,029.69
04/06	404.25	04/17	9,582.46	04/27	33.83
04/07	5,695.57	04/19	13,418.13	04/28	26,776.16
04/10	8,456.48	04/20	39.76		
Average daily ledger balance		\$7,691.71			

Commercial Checking Acct Public Funds

Account number: 4797829967 ■ April 1, 2017 - April 30, 2017 ■ Page 1 of 2



SUPERSTITION FIRE & MEDICAL DISTRICT
 TRANSPORT LOCKBOX ACCOUNT
 565 N IDAHO RD
 APACHE JUNCTION AZ 85119-4014

Questions?

Call your Customer Service Officer or Client Services
1-800-AT WELLS (1-800-289-3557)
 5:00 AM TO 6:00 PM Pacific Time Monday - Friday

Online: wellsfargo.com

Write: Wells Fargo Bank, N.A. (182)
 PO Box 63020
 San Francisco, CA 94163

Account summary

Commercial Checking Acct Public Funds

Account number	Beginning balance	Total credits	Total debits	Ending balance
4797829967	\$11,324.65	\$132,311.67	-\$141,070.85	\$2,565.47

Credits

Deposits

Effective date	Posted date	Amount	Transaction detail
	04/03	8,502.91	Wholesale Lockbox Deposit Los Angeles Box 845500 Deposit 1
	04/04	4,474.94	Wholesale Lockbox Deposit Los Angeles Box 845500 Deposit 1
	04/05	5,670.14	Wholesale Lockbox Deposit Los Angeles Box 845500 Deposit 1
	04/06	2,015.35	Wholesale Lockbox Deposit Los Angeles Box 845500 Deposit 1
	04/07	4,742.20	Wholesale Lockbox Deposit Los Angeles Box 845500 Deposit 1
	04/10	8,367.82	Wholesale Lockbox Deposit Los Angeles Box 845500 Deposit 1
	04/11	5,013.53	Wholesale Lockbox Deposit Los Angeles Box 845500 Deposit 1
	04/12	4,510.64	Wholesale Lockbox Deposit Los Angeles Box 845500 Deposit 1
	04/13	28,294.42	Wholesale Lockbox Deposit Los Angeles Box 845500 Deposit 1
	04/14	3,077.55	Wholesale Lockbox Deposit Los Angeles Box 845500 Deposit 1
	04/17	11,778.07	Wholesale Lockbox Deposit Los Angeles Box 845500 Deposit 1
	04/18	3,796.24	Wholesale Lockbox Deposit Los Angeles Box 845500 Deposit 1
	04/19	6,955.67	Wholesale Lockbox Deposit Los Angeles Box 845500 Deposit 1
	04/20	3,985.24	Wholesale Lockbox Deposit Los Angeles Box 845500 Deposit 1
	04/21	2,874.55	Wholesale Lockbox Deposit Los Angeles Box 845500 Deposit 1
	04/24	21,486.84	Wholesale Lockbox Deposit Los Angeles Box 845500 Deposit 1
	04/25	3,351.37	Wholesale Lockbox Deposit Los Angeles Box 845500 Deposit 1
	04/26	1,674.66	Wholesale Lockbox Deposit Los Angeles Box 845500 Deposit 1
	04/27	591.24	Wholesale Lockbox Deposit Los Angeles Box 845500 Deposit 1
	04/28	1,148.29	Wholesale Lockbox Deposit Los Angeles Box 845500 Deposit 1
		\$132,311.67	Total deposits
		\$132,311.67	Total credits



Debits

Electronic debits/bank debits

<i>Effective date</i>	<i>Posted date</i>	<i>Amount</i>	<i>Transaction detail</i>
	04/06	29,100.00	WT Seq#56417 Superstition Fire & Med /Bnf=Superstition Fire & Medical Distri Srf# Gw00000002874230 Trn#170406056417 Rfb# 87
	04/13	22,950.00	WT Seq#93525 Superstition Fire & Med /Bnf=Superstition Fire & Medical Distri Srf# Gw00000003056520 Trn#170413093525 Rfb# 89
	04/20	51,450.00	WT Seq#83684 Superstition Fire & Med /Bnf=Superstition Fire & Medical Distri Srf# Gw00000003216387 Trn#170420083684 Rfb# 92
	04/27	670.85	Deposited Item Retn Unpaid - Paper 170427
	04/27	36,900.00	WT Seq122350 Superstition Fire & Med /Bnf=Superstition Fire & Medical Distri Srf# Gw00000003405286 Trn#170427122350 Rfb# 95
		\$141,070.85	Total electronic debits/bank debits
		\$141,070.85	Total debits

Daily ledger balance summary

<i>Date</i>	<i>Balance</i>	<i>Date</i>	<i>Balance</i>	<i>Date</i>	<i>Balance</i>
03/31	11,324.65	04/11	21,011.54	04/20	9,009.37
04/03	19,827.56	04/12	25,522.18	04/21	11,883.92
04/04	24,302.50	04/13	30,866.60	04/24	33,370.76
04/05	29,972.64	04/14	33,944.15	04/25	36,722.13
04/06	2,887.99	04/17	45,722.22	04/26	38,396.79
04/07	7,630.19	04/18	49,518.46	04/27	1,417.18
04/10	15,998.01	04/19	56,474.13	04/28	2,565.47
Average daily ledger balance		\$21,058.01			

5/2/17
11:21:38 AM

Superstition Fire & Medical District

Balance Sheet

As of 4/30/2017

FUND: (150) Not Defined

Assets

Current Assets

Fund Cash (Transport)	\$1,204,783.95	
Payroll Account (Transport)	(876,231.38)	
Total Current Assets		<u>\$328,552.57</u> (L)

Total Assets

\$328,552.57

Liabilities and Equity

Current Liabilities

Sales Tax Payable	\$206.67	
HSA Fees (Due to 3rd Party)	(16.40)	
Voluntary Long Term Disability Ins	(88.65)	
Voluntary Supplemental Life Insurance	(14.21)	
AFLAC	184.97	
Due To Other Funds	1,171,416.86	
Total Current Liabilities		<u>\$1,171,689.24</u>

Total Liabilities

\$1,171,689.24

Equity

Fund Balance - Transport Fund	\$(778,002.04)	
Current Year Profit/Loss	(65,134.63)	
Total Equity		<u>(843,136.67)</u>

Total Liabilities and Equity

\$328,552.57



**Corporate Card
Statement of Account**

**Sign-up For Online
Statements**
www.americanexpress.com/checkyourbill

Prepared For
**BARB DUFFEL/CBA
SUPERSTITION FIRE**

Account Number
XXXX-XXXXX6-21004

Closing Date
03/30/17

Page 1 of 3

Previous Balance \$	New Charges \$	Other Debits \$	Payments \$	Other Credits \$
809.76	276.95	0.00	809.76	0.00

**Balance Please Pay By
Due \$ 04/14/17**

276.95 For important information regarding your account refer to page 2.

Payment is due in full. Please pay by 04/14/17 to allow time for your payment to be received by us and credited to your account.

To manage your Account online or to pay your bill, please visit us at corp.americanexpress.com. For additional contact information, please see the reverse side of this page.

Corporate Card Snapshot

Card Number	Card	New Charges + Other Debits	Payments + Other Credits
XXXX-XXXXX6-21004	BARB DUFFEL/CBA	0.00	-809.76
XXXX-XXXXX6-22028	PAUL BOURGEOIS	276.95	0.00
Total		276.95	-809.76

APR 11 2017

Activity Date reflects either transaction or posting date

Card Number	Reference Code	Amount \$
XXXX-XXXXX6-21004		
03/19/17	PAYMENT RECEIVED THANK YOU 03/19	623.69
03/19/17	PAYMENT RECEIVED THANK YOU 03/19	186.13
Total for BARB DUFFEL/CBA		
	New Charges/Other Debits	0.00
	Payments/Other Credits	-809.76

VENDOR # Ameel
ACCT. # See Spreadsheet
APPROVAL: _____
DATE PAID 4/12/17
WARRANT # 1000

150F (M)
\$ 8269

↓ Please fold on the perforation below, detach and return with your payment ↓

Do not staple or use paper clips

Payment Coupon

BARB DUFFEL/CBA
SUPERSTITION FIRE
565 N. IDAHO RD
APACHE JUNCTION AZ 85119

Account Number 3787-506076-21004 Payable upon receipt in U.S. Dollars.

Please Pay By 04/14/17 Enter 15 digit account number on all payments.

Amount Due \$276.95

Checks or drafts must be drawn against banks located in the U.S.

Check here if address, telephone number, or e-mail address has changed. Note changes on reverse side.

Mail Payment to:

AMERICAN EXPRESS
BOX 0001
LOS ANGELES CA 90096-8000



0000378750607621004 000027695000027695 30HH



Prepared For
BARB DUFFEL/CBA
SUPERSTITION FIRE

Account Number
XXXX-XXXXX6-21004

Closing Date
03/30/17

Page 3 of 3

Activity Continued

Card Number XXXX-XXXXX6-22028		Reference Code	Amount \$
03/07/17	STAPLES 00472 PUTNAM CT REF# 177410546 (800) 333-3330 03/06/17 HP OFFICE PAPER 8 12 X 11 CASE STAPLES PERFORATED NOTE PADS WIDELE ROC NUMBER 177410546 TAX \$3.87	17741054800 14518 100F \$31.93 150F 14521 1593	47.86
03/07/17	AMAZON MKTPLACE PMTS AMZN.COM/BILL REF# L00RLC8QHWS BOOK STORES	WA 03/07/17 100F 14517 \$21.92 150F 14520 \$10.96	32.88
03/11/17	LANDS END BUS OUTFIT DODGEVILLE REF# 00000850584 800-587-1541 03/10/17 UNIFORMS ROC NUMBER 000008505842	WI 00000850584 100F 14519	28.78
03/22/17	AMAZON MKTPLACE PMTS AMZN.COM/BILL REF# H3WXFIFUJQH BOOK STORES	WA 03/22/17 100F 14517 \$36.42 150F 14520 \$18.01	54.83
03/22/17	AMAZON MKTPLACE PMTS AMZN.COM/BILL REF# H3WGXRSL4RA BOOK STORES	WA 03/22/17 100F 14517 \$15.33 150F 14520 \$7.66	22.99
03/28/17	AMAZON MKTPLACE PMTS AMZN.COM/BILL REF# WK1DZYNASYR BOOK STORES	WA 03/28/17 100F 14517 \$19.71 150F 14520 \$9.85	29.56
03/29/17	AMAZON MKTPLACE PMTS AMZN.COM/BILL REF# WK171KAA9NL BOOK STORES	WA 03/29/17 100F 14517 \$40.17 150F 14520 \$20.08	60.25
Total for PAUL BOURGEOIS		New Charges/Other Debits Payments/Other Credits	276.95 0.00

Get updates on the go
Log on to chase.com/alerts

Payment Due Date: **05/04/17**
New Balance: **\$7,564.38**
Minimum Payment: **\$1,512.00**

Account number: 5582 5086 4455 9228

\$ _____ Amount Enclosed
Make your check payable to: Chase Card Services

36312 BEX 9 10017 C
ROGER WOOD
SUPERSTITION FIRE
565 N IDAHO RD
APACHE JUNCTION AZ 85119-4014

CARDMEMBER SERVICE
PO BOX 94014
PALATINE IL 60094-4014

5000 160 28 16986445592289

BUSINESS CARD STATEMENT

Manage your account online:
www.chase.com/ink

Customer Service:
1-800-945-2028

Mobile: Download the
Chase Mobile® app today

ACCOUNT SUMMARY

Account Number: 5582 5086 4455 9228

Previous Balance	\$4,574.67
Payment, Credits	-\$4,574.67
Purchases	+\$7,564.38
Cash Advances	\$0.00
Balance Transfers	\$0.00
Fees Charged	\$0.00
Interest Charged	\$0.00
New Balance	\$7,564.38
Opening/Closing Date	03/11/17 - 04/10/17
Credit Limit	\$30,000
Available Credit	\$22,435
Cash Access Line	\$6,000
Available for Cash	\$6,000
Past Due Amount	\$0.00
Balance over the Credit Limit	\$0.00

PAYMENT INFORMATION

New Balance \$7,564.38
Payment Due Date 05/04/17
Minimum Payment Due \$1,512.00
Late Payment Warning: If we do not receive your minimum payment by the due date, you may have to pay up to a \$39 late fee.
Minimum Payment Warning: Enroll in Auto-Pay and avoid missing a payment. To enroll, call the number on the back of your card or go to the web site listed above.

150 (N)
\$ 1,672.68

VENDOR # Chasen
ACCT. # the spreadsheet
APPROVAL: _____
DATE PAID 4/19/17
WARRANT # 1059

ACCOUNT ACTIVITY

Date of Transaction	Merchant Name or Transaction Description	\$ Amount
03/15	DIGITAL COMBUSTION 08008848821 CA MARK GOMEZ TRANSACTIONS THIS CYCLE (CARD 7214)	895.00 100F
03/27	USPS PO 0302590130 APACHE JUNCTI AZ JASMIN JONES TRANSACTIONS THIS CYCLE (CARD 1986)	105.00 100F
03/20	FEDEX 973201724 MEMPHIS TN	144.15 100F
03/22	AMAZON MKTPLACE PMTS AMAZON MKTPLA WA	87.99 100F
03/22	AMAZON MKTPLACE PMTS AMAZON MKTPLA WA	87.99 100F
03/28	COMBINED FLUID PRODUCT LAKE ZURICH IL	280.25 100F
03/28	AMAZON MKTPLACE PMTS AMAZON MKTPLA WA	188.49 100F
04/03	COSTCO *BUS CENTER 827 602-274-4651 AZ	493.20 150F 14526 \$144.49
04/04	AIR COMPONENTS & MANUF 04805072229 AZ	96.96 100F
04/03	TRUCK PARTS WORLD LONGVIEW TX	29.70 100F
04/05	AMAZON MKTPLACE PMTS AMAZON MKTPLA WA	176.00 100F
04/05	AMAZON MKTPLACE PMTS AMAZON MKTPLA WA	45.58 150F 14526 \$15.19
04/06	Amazon.com AMZN.COM/BILL WA	21.55 150F 14526 \$7.19
04/06	AMAZON MKTPLACE PMTS AMAZON MKTPLA WA	23.99 100F
04/06	ADOBE *ACROPRO SUBS 600-833-6887 CA VAUGHN CROSHAW TRANSACTIONS THIS CYCLE (CARD 7271)	15.99 100F
03/25	Payment ThankYou Image Check	-231.12
03/25	Payment ThankYou Image Check	-3,937.10
03/25	Payment ThankYou Image Check ROGER WOOD TRANSACTIONS THIS CYCLE (CARD 9228) INCLUDING PAYMENTS RECEIVED	-406.45
04/05	ROGUE FITNESS 614-3588190 OH	1,714.07

ACCOUNT ACTIVITY (CONTINUED)

Date of Transaction	Merchant Name or Transaction Description	\$ Amount
	RICHARD MOONEY TRANSACTIONS THIS CYCLE (CARD 1585) \$1,714.07	
03/16	FEDEX 93363740 MEMPHIS TN KELLY BARTZ TRANSACTIONS THIS CYCLE (CARD 8168) \$56.37	56.37 100F
03/15	PROMOTIONS NOW MOORESTOWN NJ	474.63 100F
04/03	FOREMOST MEDICAL EQUIP 585-586-4880 NY	132.12 400F
04/05	ALERT ALL CORP NEW HOLLAND PA TINA GEROLA TRANSACTIONS THIS CYCLE (CARD 7150) \$1,002.75	396.00 100F
03/13	ADOBE *PHOTOGRAPHY PLAN 800-833-6687 CA	127.43 100F
03/16	TEMPE CAMERA TEMPE AZ DANIEL MCKINNEY TRANSACTIONS THIS CYCLE (CARD 7188) \$429.07	301.64 100F
04/04	VALLEN DISTRIBUTION #B 678-746-2797 TX RICHARD OCHS TRANSACTIONS THIS CYCLE (CARD 1484) \$538.22	638.22 100F
03/18	WM SUPERCENTER #1381 APACHE JUNCTI AZ JOHN SUNIGA TRANSACTIONS THIS CYCLE (CARD 5249) \$38.15	38.15 100F
03/25	SMK'S SURVEY MONKEY.COM 971-2445555 CA	780.00 100F
03/30	OFFICEMAX/OFFICE DEPOT 6 APACHE JUNCTI AZ ANNA BUTEL TRANSACTIONS THIS CYCLE (CARD 8491) \$1,054.91	274.91 150F

2017 Totals Year-to-Date	
Total fees charged in 2017	\$0.00
Total interest charged in 2017	\$0.00

Year-to-date totals do not reflect any fee or interest refunds you may have received.

INTEREST CHARGES

Your Annual Percentage Rate (APR) is the annual interest rate on your account.

Balance Type	Annual Percentage Rate (APR)	Balance Subject To Interest Rate	Interest Charges
PURCHASES			
Purchases	10.99% (v)(d)	-0-	-0-
CASH ADVANCES			
Cash Advances	19.99% (v)(d)	-0-	-0-
BALANCE TRANSFERS			
Balance Transfer	10.99% (v)(d)	-0-	-0-

(v) = Variable Rate 31 Days in Billing Period
 (d) = Daily Balance Method (including new transactions)
 (a) = Average Daily Balance Method (including new transactions)

Please see Information About Your Account section for the Calculation of Balance Subject to Interest Rate, Annual Renewal Notice, How to Avoid Interest on Purchases, and other important information, as applicable.

**Superstition Fire & Medical District
Monthly Pinal County Treasurer's Bank Account Reconciliation**

200 Capital Projects Fund

Reconciliation References:

- A Previous month's bank ending balance / current month's bank beginning balance
- B Interest Income
- C Current month's Accounts Payable disbursements
- D Current month's bank ending balance
- E Accounts Payable checks outstanding at month-end
- F Cash Balance per G/L Balance Sheet



**Superstition Fire & Medical District
Capital Project (Fund 200) Cash Reconciliation
Fiscal Year 2016 - 2017
4/30/2017**



	Deposits (Cash Receipts)	Cash Disbursements	Book Balance
Book Balance as of: 4/1/2017			\$957,223.31 (A)
<u>Activity During the Month</u>			
Journal Entries:			
Interest Income (Expense):	556.69		556.69 (B)
Deposits			-
Revenue Transfer			-
Cash Disbursements			
A) Accounts Payable		(40,879.18)	(40,879.18) (C)
B) Transfer In / Out			-
C) Refund Interest			-
	\$556.69	(40,879.18)	\$916,900.82
<u>Pinal County Bank Balance</u>			
Ending Bank Balance as of: 4/30/2017	Balance from YTD Column		\$ 916,900.82 (D)
Less: Outstanding Warrants	Check #		
	480	(15,477.54)	
	481	(4,716.00)	
	483	(225.00)	(20,418.54) (E)
			\$ 896,482.28
Prepared by: <u><i>Sprague Beake 5/1/17</i></u>			Balance per B/S \$ 896,482.28 (F)
Reviewed by: <u><i>Roger Wood 3/2/17</i></u>			Difference \$ -



Pinal County Treasurer

Monthly Statement

Date Range: 4/1/2017 to 4/30/2017

Account	Period	YTD		
6116421101	Superstition Fire & Medical Dist Capital Projects			
Begin Balance:	(A) 957,223.31	1,388,271.97		
Income:	556.69	7,966.55		
LOC Advance:	.00	.00		
Expense:	(40,879.18)	(479,337.70)	LOC:	.00
LOC Payments:	.00	.00	Warrants Outstanding:	(20,418.54)
Cash Balance:	(D) 916,900.82	916,900.82	End:	896,482.28

Monthly Statement Summary

Source Code	Description	MTDAmount	YTDAmount
6116421101	Superstition Fire & Medical Dist Capital Projects	Beginning Balance:	957,223.31
			1,388,271.97
21100.41	Wells Fargo Repo Investment Interest	38.86	895.43
21100.43	Wells Fargo Trust Investment Interest	11.82	71.25
21100.46	Wells Fargo Investment Investment Interest	397.82	4,144.17
21100.70	Vining Sparks Investment Interest	108.19	2,752.13
21100.80	Stifel Nicolaus & Company Investment Interest	.00	903.85
21100.99	SCV UHS Refunding Bond Investment Interest	.00	5.07
73160.0	Deposits	.00	314.65
73750.0	Revenue Transfer	.00	(1,120.00)
90930.0	Warrants Redeemed	(40,879.18)	(479,337.70)
	Ending Balance:	916,900.82	916,900.82

Monthly Statement Detail

Date	Notes	Doc #	Amount	C/D
6116421101 Superstition Fire & Medical Dist Capital Projects			Beginning Balance: 957,223.31	
21100.41	Wells Fargo Repo Investment Interest		Source Code Total: 38.86	
04/03	Investment Interest	0	38.86	C
21100.43	Wells Fargo Trust Investment Interest		Source Code Total: 11.82	
04/04	Investment Interest	0	11.82	C
21100.46	Wells Fargo Investment Investment Interest		Source Code Total: 397.82	
04/26	Investment Interest	0	86.37	C
04/27	Investment Interest	0	102.09	C
04/27	Investment Interest	0	138.12	C
04/27	Investment Interest	0	71.24	C
21100.70	Vining Sparks Investment Interest		Source Code Total: 108.19	
04/17	Investment Interest	0	100.69	C
04/27	Investment Interest	0	7.50	C
90930.0	Warrants Redeemed		Source Code Total: (40,879.18)	
04/10	Paid Warrants	0	(27,434.80)	D
04/27	Paid Warrants	0	(13,444.38)	D
6116421101 Superstition Fire & Medical Dist Capital Projects			Ending Balance: 916,900.82	

Warrant Detail

Payee Name	Warrant	Amount	Issue Dt	Status Dt	Voucher
6116421101 Superstition Fire & Medical Dist Capital Projects					
					Account Total: 61,297.72
Fund: 1107					Fund Total: 61,297.72
Status: OUTS					Status Total: 20,418.54 (E)
HP INC	1107000480	15,477.54	04/12/17	04/12/17	
ROBERT E DEBOW JR. CONST, INC.	1107000481	4,716.00	04/19/17	04/19/17	
CITY OF MESA	1107000483	225.00	04/26/17	04/27/17	
Status: PAID					Status Total: 40,879.18 (C)
STRYKER SALES CORPORATION	1107000479	27,434.80	03/29/17	04/10/17	
STRYKER SALES CORPORATION	1107000482	13,444.38	04/19/17	04/27/17	



Pinal County Treasurer

Monthly Statement

Date Range: 4/1/2017 to 4/30/2017

	Count	Amount
Total OUTS:	3	20,418.54
Total PAID:	2	40,879.18

5/1/17
10:54:53 AM

Superstition Fire & Medical District

Balance Sheet

As of 4/30/2017

FUND: (200) Capital Projects Fund

Assets

Current Assets

Fund Cash - Capital Projects

\$896,482.28

896,482.28 (F)

Due From other funds

1,000,000.00

Total Current Assets

\$1,896,482.28

Total Assets

\$1,896,482.28

Liabilities and Equity

Equity

Fund Balance - Capital Projects

\$2,362,436.18

Current Year Profit/Loss

(465,953.90)

Total Equity

1,896,482.28

Total Liabilities and Equity

\$1,896,482.28

**Superstition Fire & Medical District
Monthly Pinal County Treasurer's Bank Account Reconciliation**

400 Special Revenue Fund

Reconciliation References:

- A Previous month's bank ending balance / current month's bank beginning balance
- B Interest Income
- C Current month's deposits
- D Current month's revenue transfer
- E Current month's Accounts Payable disbursements
- F Current month's bank ending balance
- G Accounts Payable checks outstanding at month-end
- H Cash Balance per G/L Balance Sheet
- I Chase MasterCard credit card payment – warrant #1105000216 (paid 4/19/17)



Superstition Fire & Medical District
Special Revenue (Fund 400) Cash Reconciliation
Fiscal Year 2016 - 2017
4/30/2017



	Deposits (Cash Receipts)	Cash Disbursements	Book Balance
Book Balance as of: 4/1/2017			\$66,796.03 (A)
<u>Activity During the Month</u>			
Journal Entries:			
Interest Income (Expense):	32.23		32.23 (B)
Cash Receipts			
46750 FEMA Grant Receipts	[REDACTED]		-
47020 AED Donations	[REDACTED]		-
47100 EMS Cardiac Donations	[REDACTED]		-
47110 EMS Equipment Donations	[REDACTED]		-
47120 Prevention/Pub Ed Donations	[REDACTED]		-
47130 General Donations	[REDACTED]		-
Deposits	1,325.00		1,325.00 (C)
Revenue Transfer	800.00		800.00 (D)
Cash Disbursements			
A) Accounts Payable		(144.16)	(144.16) (E)
B) Transfer In / Out		[REDACTED]	-
C) Refund Interest		[REDACTED]	-
	\$2,157.23	(144.16)	\$68,809.10
<u>Pinal County Bank Balance</u>			(F)
Ending Bank Balance as of: 4/30/2017	Balance from YTD Column:		\$ 68,809.10
Less: Outstanding Warrants	Check # 214	(240.79)	(240.79) (G)
Plus: Deposits in Transit		[REDACTED]	-
			\$ 68,568.31
Prepared by: <u>Joseph Deane 5/1/17</u>			Balance per B/S \$ 68,568.31 (H)
Reviewed by: <u>Logan Wood 5/2/17</u>			Difference \$ -



Pinal County Treasurer

Monthly Statement

Date Range: 4/1/2017 to 4/30/2017

Account	Period	YTD		
6116422901	Superstition Fire & Medical Dist Special Revenue			
Begin Balance:	(A) 66,796.03	90,044.51		
Income:	2,157.23	43,144.07		
LOC Advance:	.00	.00		
Expense:	(144.16)	(64,379.48)	LOC:	.00
LOC Payments:	.00	.00	Warrants Outstanding:	(240.79)
Cash Balance:	(F) 68,809.10	68,809.10	End:	68,568.31

Monthly Statement Summary

Source Code	Description	MTDAmount	YTDAmount
6116422901	Superstition Fire & Medical Dist Special Revenue	Beginning Balance:	66,796.03 90,044.51
21100.41	Wells Fargo Repo Investment Interest	2.05	54.16
21100.43	Wells Fargo Trust Investment Interest	.62	4.08
21100.46	Wells Fargo Investment Investment Interest	23.35	246.79
21100.70	Vining Sparks Investment Interest	6.21	176.23
21100.80	Stifel Nicolaus & Company Investment Interest	.00	59.50
21100.99	SCV UHS Refunding Bond Investment Interest	.00	.31
73160.0	Deposits	1,325.00	41,803.00
73750.0	Revenue Transfer	800.00	800.00
90930.0	Warrants Redeemed	(144.16)	(64,379.48)
	Ending Balance:	68,809.10	68,809.10

Monthly Statement Detail

Date	Notes	Doc #	Amount	C/D
6116422901 Superstition Fire & Medical Dist Special Revenue			Beginning Balance: 66,796.03	
21100.41 Wells Fargo Repo Investment Interest			Source Code Total: 2.05	
04/03	Investment Interest	0	2.05	C
21100.43 Wells Fargo Trust Investment Interest			Source Code Total: .62	
04/04	Investment Interest	0	.62	C
21100.46 Wells Fargo Investment Investment Interest			Source Code Total: 23.35	
04/26	Investment Interest	0	5.08	C
04/27	Investment Interest	0	6.02	C
04/27	Investment Interest	0	8.16	C
04/27	Investment Interest	0	4.09	C
21100.70 Vining Sparks Investment Interest			Source Code Total: 6.21	
04/17	Investment Interest	0	5.77	C
04/27	Investment Interest	0	.44	C
73160.0 Deposits			Source Code Total: 1,325.00	
04/10	400.10.47130.10 G Cartney/inv 4037/ck 10590	0	50.00	C
04/10	400.10.47100.41 GoldenVistaChapel/inv 4036/ck 4789	0	1,000.00	C
04/10	400.10.47100.41 Raindance Park/inv 4035/ck 2226	0	275.00	C
73750.0 Revenue Transfer			Source Code Total: 800.00	
04/06	Transfer Benefit Logic Donation	0	800.00	C
90930.0 Warrants Redeemed			Source Code Total: (144.16)	
04/18	Paid Warrants	0	(12.04)	D
04/26	Paid Warrants	0	(132.12)	D
6116422901 Superstition Fire & Medical Dist Special Revenue			Ending Balance: 68,809.10	

Warrant Detail

Payee Name	Warrant	Amount	Issue Dt	Status	Voucher
6116422901 Superstition Fire & Medical Dist Special Revenue					Account Total: 384.95
Fund: 1105					Fund Total: 384.95
Status: OUTS					Status Total: 240.79

(G)



Pinal County Treasurer

Monthly Statement

Date Range: 4/1/2017 to 4/30/2017

MATLICK ENTERPRISES INC DBA	1105000214	240.79	03/22/17	03/23/17	
Status: PAID					Status Total: 144.16
AZ DEPT OF REVENUE-SALES TAX	1105000215	12.04	04/12/17	04/18/17	
CHASE MASTER CARD	1105000216	132.12	04/19/17	04/26/17	
	Count	Amount			
Total OUTS:	1	240.79			
Total PAID:	2	144.16			

Superstition Fire & Medical District
AR Payment Register (Detail)
 Bank ID: Equal To S

Check No. / Payment ID	Payee Name / Customer Name	Invoice No. / Account Number	Amount Paid
BANK: S - SPECIAL REVENUE FUND			
DEPOSIT: 2,092 DATE: 04/10/17			
289253 / 10590	G Cartney/inv 4037/ck 10590 X (DONATION)	Check Invoice : 004037	\$50.00 \$50.00
CHECK # 289253 / 10590 TOTAL:			<u>\$50.00</u>
289253 / 4789	Golden Vista/inv 4036/ck 4789 X (DONATION)	Check Invoice : 004036	\$1,000.00 \$1,000.00
CHECK # 289253 / 4789 TOTAL:			<u>\$1,000.00</u>
289253 / 2226	Raindance Park/inv 4035/2226 X (DONATION)	Check Invoice : 004035	\$275.00 \$275.00
CHECK # 289253 / 2226 TOTAL:			<u>\$275.00</u>
DEPOSIT 2,092 TOTAL:			<u>\$1,325.00</u>
TOTAL FOR BANK ID: S			<u><u>\$1,325.00</u></u>
GRAND TOTAL OF ALL CHECKS:			\$1,325.00
GRAND TOTAL OF ALL CREDIT CARDS:			\$0.00
GRAND TOTAL OF ALL CASH:			\$0.00
GRAND TOTAL OF ALL EFT:			\$0.00
GRAND TOTAL OF ALL PAYMENTS:			<u>\$1,325.00</u>
GRAND TOTAL OF ALL ADJUSTMENTS:			\$0.00
COMBINED TOTAL:			<u><u>\$1,325.00</u></u>

②

Superstition Fire & Medical District
AP Check Register (Current by Bank)
Check Dates: 4/1/2017 to 4/30/2017

Check No.	Date	Status	Vendor ID	Payee Name	Amount
BANK ID: S - SPECIAL REVENUE FUND					400-10-10400-10
215	04/12/17	P	ARIDER	AZ Dept of Revenue-Sales Tax	\$12.04
216	04/19/17	P	CHASEM	Chase Master Card	\$132.12
BANK S REGISTER TOTAL:					\$144.16
GRAND TOTAL :					\$144.16

(E)

* Check Status Types: "P" - Printed ; "M" - Manual ; "V" - Void (Void Date) ; "A" - Application ; "E" - EFT
** Denotes broken check sequence.

Superstition Fire & Medical District

Balance Sheet

As of 4/30/2017

FUND: (400) Special Revenue Fund

Assets

Current Assets

Fund Cash - Special Revenue Fund

\$68,568.31

Total Current Assets

\$68,568.31

W

Total Assets

\$68,568.31

Liabilities and Equity

Current Liabilities

Sales Tax Payable

\$6.50

Total Current Liabilities

\$6.50

Total Liabilities

\$6.50

Equity

Fund Balance - Special Revenue Fund

\$90,044.51

Current Year Profit/Loss

(21,482.70)

Total Equity

68,561.81

Total Liabilities and Equity

\$68,568.31

Get updates on the go
Log on to chase.com/alerts

Payment Due Date:	05/04/17
New Balance:	\$7,564.38
Minimum Payment:	\$1,512.00

Account number: 5582 5086 4455 9228

\$ _____ Amount Enclosed
Make your check payable to: Chase Card Services

36912 8EX 9 10017 C
ROGER WOOD
SUPERSTITION FIRE
555 N IDAHO RD
APACHE JUNCTION AZ 85119-4014

CARDMEMBER SERVICE
PO BOX 94014
PALATINE IL 60094-4014

500016028 16986445592289

BUSINESS CARD STATEMENT

Manage your account online: www.chase.com/ink
Customer Service: 1-800-945-2028
Mobile: Download the Chase Mobile® app today

ACCOUNT SUMMARY

Account Number: 5582 5086 4455 9228

Previous Balance	\$4,574.67
Payment, Credits	-\$4,574.67
Purchases	+\$7,564.38
Cash Advances	\$0.00
Balance Transfers	\$0.00
Fees Charged	\$0.00
Interest Charged	\$0.00
New Balance	\$7,564.38
Opening/Closing Date	03/11/17 - 04/10/17
Credit Limit	\$30,000
Available Credit	\$22,435
Cash Access Line	\$6,000
Available for Cash	\$6,000
Past Due Amount	\$0.00
Balance over the Credit Limit	\$0.00

PAYMENT INFORMATION

New Balance	\$7,564.38
Payment Due Date	05/04/17
Minimum Payment Due	\$1,512.00

Late Payment Warning: If we do not receive your minimum payment by the due date, you may have to pay up to a \$39 late fee.
Minimum Payment Warning: Enroll in Auto-Pay and avoid missing a payment. To enroll, call the number on the back of your card or go to the web site listed above.

①
400
\$ 132.12

VENDOR # Chadom
ACCT. # See spreadsheet
APPROVAL: _____
DATE PAID 4/19/17
WARRANT # 216

ACCOUNT ACTIVITY

Date of Transaction	Merchant Name or Transaction Description	\$ Amount
03/15	DIGITAL COMBUSTION 08008848821 CA MARK GOMEZ TRANSACTIONS THIS CYCLE (CARD 7214)	895.00 100F
03/27	USPS PO 0302690130 APACHE JUNCTI AZ JASMIN JONES TRANSACTIONS THIS CYCLE (CARD 1965)	108.00 100F
03/20	FEDEX 973201724 MEMPHIS TN	144.15 100F
03/22	AMAZON MKTPLACE PMTS AMAZON MKTPLA WA	87.99 100F
03/22	AMAZON MKTPLACE PMTS AMAZON MKTPLA WA	87.99 100F
03/23	COMBINED FLUID PRODUCT LAKE ZURICH IL	280.25 100F
03/23	AMAZON MKTPLACE PMTS AMAZON MKTPLA WA	188.49 100F
04/03	COSTCO *BUS CENTER 827 602-274-4651 AZ	439.20 150F 14526 \$144.49
04/04	AIR COMPONENTS & MANUF 04805072229 AZ	98.96 100F
04/03	TRUCK PARTS WORLD LONGVIEW TX	29.70 100F
04/05	AMAZON MKTPLACE PMTS AMAZON MKTPLA WA	175.00 100F
04/06	AMAZON MKTPLACE PMTS AMAZON MKTPLA WA	45.58 150F 14526 \$15.13
04/06	Amazon.com AMZN.COM/BILL WA	21.55 150F 14526 \$7.18
04/06	AMAZON MKTPLACE PMTS AMAZON MKTPLA WA	29.99 100F
04/06	ADOBE *ACROPRO SUBS 800-833-6887 CA	15.99 100F
	VAUGHN CROSHAW TRANSACTIONS THIS CYCLE (CARD 7271)	\$1,630.84
03/25	Payment ThankYou Image Check	-231.12
03/25	Payment ThankYou Image Check	-3,987.10
03/25	Payment ThankYou Image Check	-406.45
	ROGER WOOD TRANSACTIONS THIS CYCLE (CARD 9228) INCLUDING PAYMENTS RECEIVED	-\$4,574.67
04/05	ROGUE FITNESS 814-3586190 OH	1,714.07

ACCOUNT ACTIVITY (CONTINUED)

Date of Transaction	Merchant Name or Transaction Description	\$ Amount
	RICHARD MOONEY TRANSACTIONS THIS CYCLE (CARD 1585) \$1,714.07	
03/16	FEDEX 93963740 MEMPHIS TN KELLY BARTZ TRANSACTIONS THIS CYCLE (CARD 8168) \$56.37	56.37 100F
03/15	PROMOTIONS NOW MOORESTOWN NJ	474.63 100F
04/03	FOREMOST MEDICAL EQUIP 585-586-4880 NY	132.12 400F
04/05	ALERT ALL CORP NEW HOLLAND PA TINA GEROLA TRANSACTIONS THIS CYCLE (CARD 7150) \$1,002.75	396.00 100F
03/13	ADOBE *PHOTOGRAPHY PLAN 800-893-6687 CA	127.43 100F
03/16	TEMPE CAMERA TEMPE AZ DANIEL MCKINNEY TRANSACTIONS THIS CYCLE (CARD 7168) \$429.07	301.64 100F
04/04	VALLEN DISTRIBUTION #B 678-746-2797 TX RICHARD OCHS TRANSACTIONS THIS CYCLE (CARD 1484) \$638.22	638.22 100F
03/18	WM SUPERCENTER #1381 APACHE JUNCTI AZ JOHN SUNIGA TRANSACTIONS THIS CYCLE (CARD 5248) \$38.15	38.15 100F
03/25	SMK*SURVEYMONKEY.COM 871-2445556 CA	780.00 100F
03/30	OFFICEMAX/OFFICEDEPOTS APACHE JUNCTI AZ ANNA BUTEL TRANSACTIONS THIS CYCLE (CARD 8491) \$1,054.91	274.91 150F

2017 Totals Year-to-Date	
Total fees charged in 2017	\$0.00
Total interest charged in 2017	\$0.00

Year-to-date totals do not reflect any fee or interest refunds you may have received.

INTEREST CHARGES

Your Annual Percentage Rate (APR) is the annual interest rate on your account.

Balance Type	Annual Percentage Rate (APR)	Balance Subject To Interest Rate	Interest Charges
PURCHASES			
Purchases	10.99% (v)(d)	-0-	-0-
CASH ADVANCES			
Cash Advances	19.99% (v)(d)	-0-	-0-
BALANCE TRANSFERS			
Balance Transfer	10.99% (v)(d)	-0-	-0-

(v) = Variable Rate

(d) = Daily Balance Method (including new transactions)

(a) = Average Daily Balance Method (including new transactions)

31 Days in Billing Period

Please see Information About Your Account section for the Calculation of Balance Subject to Interest Rate, Annual Renewal Notice, How to Avoid Interest on Purchases, and other important information, as applicable.

**Superstition Fire & Medical District
Monthly Pinal County Treasurer's Bank Account Reconciliation**

500 Debt Principal Fund

Reconciliation References:

- A Previous month's bank ending balance / current month's bank beginning balance
- B Interest Income
- C Current month's property tax receipts (real and personal)
- D Current month's bank ending balance
- E Cash Balance per G/L Balance Sheet



Superstition Fire & Medical District
Debt Retirement Principal (Fund 500) Cash Reconciliation
Fiscal Year 2016 - 2017
4/30/2017



Book Balance as of: 4/1/2017 \$389,199.02 (A)

	Deposits (Cash Receipts)	Cash Disbursements		Book Balance
<u>Activity During the Month</u>				
Journal Entries:				
Interest Income (Expense):	180.21			180.21 (B)
Cash Receipts				
2007 Real Estate Taxes				-
2008 Real Estate Taxes				-
2009 Real Estate Taxes				-
2010 Real Estate Taxes				-
2011 Real Estate Taxes				-
2012 Real Estate Taxes				-
2013 Real Estate Taxes				-
2014 Real Estate Taxes				-
2015 Real Estate Taxes	0.46			0.46
2016 Real Estate Taxes	108,652.45			108,652.45
2007 Pers. Prop. Taxes				-
2008 Pers. Prop. Taxes				-
2009 Pers. Prop. Taxes				-
2010 Pers. Prop. Taxes				-
2011 Pers. Prop. Taxes	0.09			0.09
2012 Pers. Prop. Taxes	0.46			0.46
2013 Pers. Prop. Taxes	2.72			2.72
2014 Pers. Prop. Taxes	13.47			13.47
2015 Pers. Prop. Taxes	22.75			22.75
2016 Pers. Prop. Taxes	3,200.74			3,200.74
SRP Contributions				-
Deposits				-
Revenue Transfer				-
Cash Disbursements				
A) Accounts Payable				-
B) Transfer In / Out				-
C) Refund Interest				0.00
	<u>\$112,073.35</u>	<u>0.00</u>		<u>\$501,272.37</u>

Pinal County Bank Balance (D)

Ending Bank Balance as of: 4/30/2017 Balance from YTD Column \$ 501,272.37

Less: Outstanding Warrants			
Plus: Deposits in Transit			
			<u>\$ 501,272.37</u>

Prepared by: *Spencer Smith 5/1/17*
Reviewed by: *Roger Wood 5/2/17*

Balance per B/S (E) \$ 501,272.37
Difference \$ -



Pinal County Treasurer

Monthly Statement

Date Range: 4/1/2017 to 4/30/2017

Account	Period	YTD		
6116421407	Superstition Fire & Medical Debt Ret Prncp 2006			
Begin Balance:	(A) 389,199.02	57,952.14		
Income:	112,073.35	443,322.56		
LOC Advance:	.00	.00		
Expense:	.00	(2.33)	LOC:	.00
LOC Payments:	.00	.00	Warrants Outstanding:	.00
Cash Balance:	(D) 501,272.37	501,272.37	End:	501,272.37

Monthly Statement Summary

Source Code	Description	MTDAmount	YTDAmount
6116421407	Superstition Fire & Medical Debt Ret Prncp 2006	Beginning Balance:	389,199.02
			57,952.14
11100.2007	2007 Real Estate Taxes	.00	.07
11100.2008	2008 Real Estate Taxes	.00	.05
11100.2009	2009 Real Estate Taxes	.00	.04
11100.2010	2010 Real Estate Taxes	.00	.05
11100.2011	2011 Real Estate Taxes	.00	38.67
11100.2012	2012 Real Estate Taxes	.00	1.91
11100.2013	2013 Real Estate Taxes	.00	(8.04)
11100.2014	2014 Real Estate Taxes	.00	(9.86)
11100.2015	2015 Real Estate Taxes	.46	6,676.50
11100.2016	2016 Real Estate Taxes	108,652.45	394,745.48
12100.2007	2007 Personal Property Taxes	.00	3.03
12100.2009	2009 Personal Property Taxes	.00	.53
12100.2010	2010 Personal Property Taxes	.00	3.33
12100.2011	2011 Personal Property Taxes	.09	12.99
12100.2012	2012 Personal Property Taxes	.46	136.22
12100.2013	2013 Personal Property Taxes	2.72	82.23
12100.2014	2014 Personal Property Taxes	13.47	162.00
12100.2015	2015 Personal Property Taxes	22.75	688.74
12100.2016	2016 Personal Property Taxes	3,200.74	31,882.87
14100.0	Salt River Contribution	.00	7,228.26
21100.41	Wells Fargo Repo Investment Interest	13.44	193.28
21100.43	Wells Fargo Trust Investment Interest	4.09	15.78
21100.46	Wells Fargo Investment Investment Interest	130.04	798.40
21100.70	Vining Sparks Investment Interest	32.64	508.59
21100.80	Stifel Nicolaus & Company Investment Interest	.00	160.79
21100.99	SCV UHS Refunding Bond Investment Interest	.00	.65
90400.0	Refund Interest	.00	(2.33)
Ending Balance:		501,272.37	501,272.37

Monthly Statement Detail

Date	Notes	Doc #	Amount	C/D
6116421407 Superstition Fire & Medical Debt Ret Prncp 2006			Beginning Balance: 389,199.02	
11100.2015	2015 Real Estate Taxes		Source Code Total: .46	
04/18	Tax Distribution	0	.10	C
04/19	Tax Distribution	0	.36	C
11100.2016	2016 Real Estate Taxes		Source Code Total: 108,652.45	
04/03	Tax Distribution	0	207.19	C
04/03	Tax Distribution	0	296.19	C
04/03	Tax Distribution	0	276.15	C



Pinal County Treasurer

Monthly Statement

Date Range: 4/1/2017 to 4/30/2017

04/03	Tax Distribution	0	162.54	C
04/04	Tax Distribution	0	1,074.63	C
04/04	Tax Distribution	0	250.76	C
04/04	Tax Distribution	0	454.21	C
04/04	Tax Distribution	0	360.34	C
04/05	Tax Distribution	0	366.03	C
04/05	Tax Distribution	0	441.97	C
04/05	Tax Distribution	0	228.06	C
04/06	Tax Distribution	0	453.64	C
04/06	Tax Distribution	0	242.95	C
04/06	Tax Distribution	0	263.06	C
04/07	Tax Distribution	0	302.60	C
04/07	Tax Distribution	0	210.51	C
04/07	Tax Distribution	0	842.17	C
04/10	Tax Distribution	0	(29.78)	C
04/10	Tax Distribution	0	533.73	C
04/10	Tax Distribution	0	7.31	C
04/10	Tax Distribution	0	170.99	C
04/10	Tax Distribution	0	468.03	C
04/10	Tax Distribution	0	237.27	C
04/11	Tax Distribution	0	201.84	C
04/11	Tax Distribution	0	124.82	C
04/11	Tax Distribution	0	696.37	C
04/11	Tax Distribution	0	119.76	C
04/12	Tax Distribution	0	268.34	C
04/12	Tax Distribution	0	187.90	C
04/12	Tax Distribution	0	285.25	C
04/12	Tax Distribution	0	473.91	C
04/12	Tax Distribution	0	104.45	C
04/13	Tax Distribution	0	203.95	C
04/13	Tax Distribution	0	490.78	C
04/13	Tax Distribution	0	277.75	C
04/14	Tax Distribution	0	674.57	C
04/14	Tax Distribution	0	368.75	C
04/14	Tax Distribution	0	107.96	C
04/17	Tax Distribution	0	2.37	C
04/17	Tax Distribution	0	872.83	C
04/17	Tax Distribution	0	639.49	C
04/17	Tax Distribution	0	328.22	C
04/18	Tax Distribution	0	1,491.63	C
04/18	Tax Distribution	0	681.49	C
04/18	Tax Distribution	0	1,009.10	C
04/19	Tax Distribution	0	(6.57)	C
04/19	Tax Distribution	0	55.93	C
04/19	Tax Distribution	0	214.08	C
04/19	Tax Distribution	0	4.79	C
04/19	Tax Distribution	0	665.30	C
04/19	Tax Distribution	0	158.57	C
04/19	Tax Distribution	0	481.62	C
04/20	Tax Distribution	0	82.18	C
04/20	Tax Distribution	0	13,934.14	C
04/20	Tax Distribution	0	960.25	C
04/20	Tax Distribution	0	459.54	C
04/20	Tax Distribution	0	630.15	C
04/21	Tax Distribution	0	(10.13)	C
04/21	Tax Distribution	0	764.13	C
04/21	Tax Distribution	0	311.58	C



Pinal County Treasurer

Monthly Statement

Date Range: 4/1/2017 to 4/30/2017

04/21	Tax Distribution	0	365.89	C
04/21	Tax Distribution	0	282.56	C
04/24	Tax Distribution	0	395.86	C
04/24	Tax Distribution	0	1,642.78	C
04/24	Tax Distribution	0	1,296.12	C
04/24	Tax Distribution	0	748.13	C
04/25	Tax Distribution	0	2,401.01	C
04/25	Tax Distribution	0	4,531.36	C
04/25	Tax Distribution	0	1,030.65	C
04/25	Tax Distribution	0	569.25	C
04/26	Tax Distribution	0	805.88	C
04/26	Tax Distribution	0	82.04	C
04/26	Tax Distribution	0	275.46	C
04/26	Tax Distribution	0	544.18	C
04/26	Tax Distribution	0	485.82	C
04/26	Tax Distribution	0	325.05	C
04/26	Tax Distribution	0	970.83	C
04/27	Tax Distribution	0	(12.41)	C
04/27	Tax Distribution	0	1,241.82	C
04/27	Tax Distribution	0	47,865.25	C
04/27	Tax Distribution	0	915.45	C
04/27	Tax Distribution	0	309.48	C
04/28	Tax Distribution	0	2,151.45	C
04/28	Tax Distribution	0	739.59	C
04/28	Tax Distribution	0	1,093.35	C
04/28	Tax Distribution	0	210.88	C
04/28	Tax Distribution	0	787.61	C
04/28	Tax Distribution	0	459.47	C
12100.2011 2011 Personal Property Taxes			Source Code Total: .09	
04/10	Tax Distribution	0	.09	C
12100.2012 2012 Personal Property Taxes			Source Code Total: .46	
04/06	Tax Distribution	0	.23	C
04/24	Tax Distribution	0	.23	C
12100.2013 2013 Personal Property Taxes			Source Code Total: 2.72	
04/03	Tax Distribution	0	.25	C
04/06	Tax Distribution	0	1.80	C
04/10	Tax Distribution	0	.36	C
04/10	Tax Distribution	0	.31	C
12100.2014 2014 Personal Property Taxes			Source Code Total: 13.47	
04/06	Tax Distribution	0	3.83	C
04/10	Tax Distribution	0	.39	C
04/13	Tax Distribution	0	.33	C
04/18	Tax Distribution	0	1.30	C
04/19	Tax Distribution	0	.75	C
04/19	Tax Distribution	0	6.37	C
04/21	Tax Distribution	0	.50	C
12100.2015 2015 Personal Property Taxes			Source Code Total: 22.75	
04/05	Tax Distribution	0	.17	C
04/06	Tax Distribution	0	4.02	C
04/10	Tax Distribution	0	2.83	C
04/10	Tax Distribution	0	.39	C
04/11	Tax Distribution	0	.09	C
04/12	Tax Distribution	0	1.22	C
04/13	Tax Distribution	0	.34	C
04/14	Tax Distribution	0	3.48	C
04/14	Tax Distribution	0	2.79	C
04/18	Tax Distribution	0	1.69	C



Pinal County Treasurer

Monthly Statement

Date Range: 4/1/2017 to 4/30/2017

04/19	Tax Distribution	0	.78	C
04/21	Tax Distribution	0	.93	C
04/26	Tax Distribution	0	1.80	C
04/27	Tax Distribution	0	2.22	C
12100.2016 2016 Personal Property Taxes			Source Code Total: 3,200.74	
04/03	Tax Distribution	0	(6.58)	C
04/03	Tax Distribution	0	3.50	C
04/03	Tax Distribution	0	28.60	C
04/03	Tax Distribution	0	6.23	C
04/03	Tax Distribution	0	14.40	C
04/04	Tax Distribution	0	87.47	C
04/04	Tax Distribution	0	24.27	C
04/04	Tax Distribution	0	20.94	C
04/04	Tax Distribution	0	22.05	C
04/05	Tax Distribution	0	31.07	C
04/05	Tax Distribution	0	43.42	C
04/05	Tax Distribution	0	5.25	C
04/06	Tax Distribution	0	40.52	C
04/06	Tax Distribution	0	41.20	C
04/06	Tax Distribution	0	3.47	C
04/07	Tax Distribution	0	13.33	C
04/07	Tax Distribution	0	8.32	C
04/07	Tax Distribution	0	47.87	C
04/10	Tax Distribution	0	23.79	C
04/10	Tax Distribution	0	94.15	C
04/10	Tax Distribution	0	46.49	C
04/10	Tax Distribution	0	14.40	C
04/11	Tax Distribution	0	17.70	C
04/11	Tax Distribution	0	14.81	C
04/11	Tax Distribution	0	109.97	C
04/11	Tax Distribution	0	286.74	C
04/12	Tax Distribution	0	4.82	C
04/12	Tax Distribution	0	12.73	C
04/12	Tax Distribution	0	25.56	C
04/12	Tax Distribution	0	26.35	C
04/12	Tax Distribution	0	7.79	C
04/13	Tax Distribution	0	10.58	C
04/13	Tax Distribution	0	16.34	C
04/13	Tax Distribution	0	16.25	C
04/14	Tax Distribution	0	38.76	C
04/14	Tax Distribution	0	32.10	C
04/14	Tax Distribution	0	14.59	C
04/17	Tax Distribution	0	53.55	C
04/17	Tax Distribution	0	32.82	C
04/17	Tax Distribution	0	7.48	C
04/18	Tax Distribution	0	43.97	C
04/18	Tax Distribution	0	45.88	C
04/18	Tax Distribution	0	77.87	C
04/19	Tax Distribution	0	8.47	C
04/19	Tax Distribution	0	25.78	C
04/19	Tax Distribution	0	233.38	C
04/19	Tax Distribution	0	5.28	C
04/19	Tax Distribution	0	50.93	C
04/20	Tax Distribution	0	7.15	C
04/20	Tax Distribution	0	3.89	C
04/20	Tax Distribution	0	38.92	C
04/20	Tax Distribution	0	19.94	C



Pinal County Treasurer

Monthly Statement

Date Range: 4/1/2017 to 4/30/2017

04/20	Tax Distribution	0	78.98	C
04/21	Tax Distribution	0	73.18	C
04/21	Tax Distribution	0	5.02	C
04/21	Tax Distribution	0	23.28	C
04/21	Tax Distribution	0	13.56	C
04/24	Tax Distribution	0	15.25	C
04/24	Tax Distribution	0	98.65	C
04/24	Tax Distribution	0	126.47	C
04/24	Tax Distribution	0	32.51	C
04/25	Tax Distribution	0	224.64	C
04/25	Tax Distribution	0	48.04	C
04/25	Tax Distribution	0	30.40	C
04/26	Tax Distribution	0	65.44	C
04/26	Tax Distribution	0	3.81	C
04/26	Tax Distribution	0	38.07	C
04/26	Tax Distribution	0	22.21	C
04/26	Tax Distribution	0	15.10	C
04/26	Tax Distribution	0	49.39	C
04/27	Tax Distribution	0	41.81	C
04/27	Tax Distribution	0	5.55	C
04/27	Tax Distribution	0	54.74	C
04/27	Tax Distribution	0	36.18	C
04/28	Tax Distribution	0	75.93	C
04/28	Tax Distribution	0	70.23	C
04/28	Tax Distribution	0	16.59	C
04/28	Tax Distribution	0	7.70	C
04/28	Tax Distribution	0	23.45	C
21100.41 Wells Fargo Repo Investment Interest			Source Code Total: 13.44	
04/03	Investment Interest	0	13.44	C
21100.43 Wells Fargo Trust Investment Interest			Source Code Total: 4.09	
04/04	Investment Interest	0	4.09	C
21100.46 Wells Fargo Investment Investment Interest			Source Code Total: 130.04	
04/26	Investment Interest	0	27.29	C
04/27	Investment Interest	0	32.43	C
04/27	Investment Interest	0	44.62	C
04/27	Investment Interest	0	25.70	C
21100.70 Vining Sparks Investment Interest			Source Code Total: 32.64	
04/17	Investment Interest	0	30.26	C
04/27	Investment Interest	0	2.38	C
6116421407 Superstition Fire & Medical Debt Ret Prncp 2006			Ending Balance: 501,272.37	

5/1/17
10:54:30 AM

Superstition Fire & Medical District

Balance Sheet

As of 4/30/2017

FUND: (500) Debt Retirement Principal Fund

Assets

Current Assets

Fund Cash - Debt Retirement Principal
Total Current Assets

\$501,272.37

\$501,272.37

Total Assets

\$501,272.37

ⓔ

Liabilities and Equity

Equity

Fund Balance - Debt Retirement Principal
Current Year Profit/Loss
Total Equity

\$57,952.14

443,320.23

501,272.37

Total Liabilities and Equity

\$501,272.37

Superstition Fire & Medical District
Monthly Pinal County Treasurer's Bank Account Reconciliation

600 Debt Interest Fund

Reconciliation References:

- A Previous month's bank ending balance / current month's bank beginning balance
- B Interest Income
- C Current month's property tax receipts (real and personal)
- D Current month's bank ending balance
- E Cash Balance per G/L Balance Sheet



Superstition Fire & Medical District
Debt Retirement Interest (Fund 600) Cash Reconciliation
Fiscal Year 2016 - 2017
4/30/2017



Book Balance as of: 4/1/2017 \$117,476.08 (A)

Activity During the Month

Journal Entries:

Interest Income (Expense):

69.87

69.87 (B)

Cash Receipts

- 2007 Real Estate Taxes
- 2008 Real Estate Taxes
- 2009 Real Estate Taxes
- 2010 Real Estate Taxes
- 2011 Real Estate Taxes
- 2012 Real Estate Taxes
- 2013 Real Estate Taxes
- 2014 Real Estate Taxes
- 2015 Real Estate Taxes
- 2016 Real Estate Taxes
- 2007 Pers. Prop. Taxes
- 2008 Pers. Prop. Taxes
- 2009 Pers. Prop. Taxes
- 2010 Pers. Prop. Taxes
- 2011 Pers. Prop. Taxes
- 2012 Pers. Prop. Taxes
- 2013 Pers. Prop. Taxes
- 2014 Pers. Prop. Taxes
- 2015 Pers. Prop. Taxes
- 2016 Pers. Prop. Taxes
- SRP Contributions

[REDACTED]

0.36

74,820.37

[REDACTED]

0.10

0.44

2.53

11.51

17.40

2,204.07

0.36

74,820.37 (C)

-

-

-

-

-

0.10

0.44

2.53

11.51

17.40

2,204.07

Deposits

Revenue Transfer

[REDACTED]

-

Cash Disbursements

- A) Accounts Payable
- B) Transfer In / Out
- C) Refund Interest

[REDACTED]

-

-

-

\$77,126.65

0.00

\$194,602.73

Pinal County Bank Balance

(D)

Ending Bank Balance as of: 4/30/2017

Balance from YTD Column

\$ 194,602.73

Less: Outstanding Warrants

Plus: Deposits in Transit

Check #

[REDACTED]

-

-


\$ 194,602.73

Prepared by: *Joseph Burke 5/1/17*

Balance per B/S \$ 194,602.73 (E)

Reviewed by: *Roger Wood 5/2/17*

Difference \$ -



Pinal County Treasurer

Monthly Statement

Date Range: 4/1/2017 to 4/30/2017


Account	Period	YTD		
6116421408	Superstition Fire & Medical Dist Debt Ret Int 2006			
Begin Balance:	(A) 117,476.08	44,514.42		
Income:	77,126.65	305,602.59		
LOC Advance:	.00	.00		
Expense:	.00	(155,514.28)	LOC:	.00
LOC Payments:	.00	.00	Warrants Outstanding:	.00
Cash Balance:	(D) 194,602.73	194,602.73	End:	194,602.73

Monthly Statement Summary

Source Code	Description	MTDAmount	YTDAmount
6116421408	Superstition Fire & Medical Dist Debt Ret Int 2006	Beginning Balance: 117,476.08	44,514.42
11100.2007	2007 Real Estate Taxes	.00	.07
11100.2008	2008 Real Estate Taxes	.00	.07
11100.2009	2009 Real Estate Taxes	.00	.05
11100.2010	2010 Real Estate Taxes	.00	.06
11100.2011	2011 Real Estate Taxes	.00	46.41
11100.2012	2012 Real Estate Taxes	.00	1.78
11100.2013	2013 Real Estate Taxes	.00	(7.50)
11100.2014	2014 Real Estate Taxes	.00	(8.41)
11100.2015	2015 Real Estate Taxes	.36	5,104.51
11100.2016	2016 Real Estate Taxes	74,820.37	271,830.08
12100.2007	2007 Personal Property Taxes	.00	3.02
12100.2009	2009 Personal Property Taxes	.00	.68
12100.2010	2010 Personal Property Taxes	.00	3.99
12100.2011	2011 Personal Property Taxes	.10	15.59
12100.2012	2012 Personal Property Taxes	.44	128.38
12100.2013	2013 Personal Property Taxes	2.53	76.62
12100.2014	2014 Personal Property Taxes	11.51	138.69
12100.2015	2015 Personal Property Taxes	17.40	526.74
12100.2016	2016 Personal Property Taxes	2,204.07	21,954.82
14100.0	Salt River Contribution	.00	4,977.48
21100.41	Wells Fargo Repo Investment Interest	3.96	95.89
21100.43	Wells Fargo Trust Investment Interest	1.20	6.78
21100.46	Wells Fargo Investment Investment Interest	50.73	371.84
21100.70	Vining Sparks Investment Interest	13.98	255.60
21100.80	Stifel Nicolaus & Company Investment Interest	.00	78.89
21100.99	SCV UHS Refunding Bond Investment Interest	.00	.46
90400.0	Refund Interest	.00	(1.78)
90810.0	Coupons Paid	.00	(155,512.50)
Ending Balance:		194,602.73	194,602.73

Monthly Statement Detail

Date	Notes	Doc #	Amount	C/D
6116421408 Superstition Fire & Medical Dist Debt Ret Int 2006			Beginning Balance: 117,476.08	
11100.2015	2015 Real Estate Taxes		Source Code Total: .36	
04/18	Tax Distribution	0	.08	C
04/19	Tax Distribution	0	.28	C
11100.2016	2016 Real Estate Taxes		Source Code Total: 74,820.37	
04/03	Tax Distribution	0	142.67	C
04/03	Tax Distribution	0	203.96	C




Pinal County Treasurer

Monthly Statement

Date Range: 4/1/2017 to 4/30/2017

04/03	Tax Distribution	0	190.18	C
04/03	Tax Distribution	0	111.94	C
04/04	Tax Distribution	0	740.01	C
04/04	Tax Distribution	0	172.68	C
04/04	Tax Distribution	0	312.80	C
04/04	Tax Distribution	0	248.14	C
04/05	Tax Distribution	0	252.08	C
04/05	Tax Distribution	0	304.36	C
04/05	Tax Distribution	0	157.02	C
04/06	Tax Distribution	0	312.40	C
04/06	Tax Distribution	0	167.31	C
04/06	Tax Distribution	0	181.14	C
04/07	Tax Distribution	0	208.33	C
04/07	Tax Distribution	0	144.96	C
04/07	Tax Distribution	0	579.91	C
04/10	Tax Distribution	0	(20.51)	C
04/10	Tax Distribution	0	367.47	C
04/10	Tax Distribution	0	5.03	C
04/10	Tax Distribution	0	117.74	C
04/10	Tax Distribution	0	322.33	C
04/10	Tax Distribution	0	163.37	C
04/11	Tax Distribution	0	138.98	C
04/11	Tax Distribution	0	85.95	C
04/11	Tax Distribution	0	479.48	C
04/11	Tax Distribution	0	82.47	C
04/12	Tax Distribution	0	184.80	C
04/12	Tax Distribution	0	129.39	C
04/12	Tax Distribution	0	196.40	C
04/12	Tax Distribution	0	326.35	C
04/12	Tax Distribution	0	71.92	C
04/13	Tax Distribution	0	140.46	C
04/13	Tax Distribution	0	337.99	C
04/13	Tax Distribution	0	191.27	C
04/14	Tax Distribution	0	464.56	C
04/14	Tax Distribution	0	253.94	C
04/14	Tax Distribution	0	74.36	C
04/17	Tax Distribution	0	1.63	C
04/17	Tax Distribution	0	601.00	C
04/17	Tax Distribution	0	440.35	C
04/17	Tax Distribution	0	226.05	C
04/18	Tax Distribution	0	1,027.13	C
04/18	Tax Distribution	0	469.31	C
04/18	Tax Distribution	0	694.88	C
04/19	Tax Distribution	0	(4.53)	C
04/19	Tax Distribution	0	38.50	C
04/19	Tax Distribution	0	147.41	C
04/19	Tax Distribution	0	3.30	C
04/19	Tax Distribution	0	458.14	C
04/19	Tax Distribution	0	109.18	C
04/19	Tax Distribution	0	331.60	C
04/20	Tax Distribution	0	56.60	C
04/20	Tax Distribution	0	9,595.28	C
04/20	Tax Distribution	0	661.21	C
04/20	Tax Distribution	0	316.43	C
04/20	Tax Distribution	0	434.03	C
04/21	Tax Distribution	0	(6.98)	C
04/21	Tax Distribution	0	526.17	C




Pinal County Treasurer

Monthly Statement

Date Range: 4/1/2017 to 4/30/2017

04/21	Tax Distribution	0	214.58	C
04/21	Tax Distribution	0	251.93	C
04/21	Tax Distribution	0	194.61	C
04/24	Tax Distribution	0	272.57	C
04/24	Tax Distribution	0	1,131.21	C
04/24	Tax Distribution	0	892.54	C
04/24	Tax Distribution	0	515.17	C
04/25	Tax Distribution	0	1,653.40	C
04/25	Tax Distribution	0	3,120.41	C
04/25	Tax Distribution	0	709.74	C
04/25	Tax Distribution	0	392.05	C
04/26	Tax Distribution	0	554.92	C
04/26	Tax Distribution	0	56.51	C
04/26	Tax Distribution	0	189.49	C
04/26	Tax Distribution	0	374.72	C
04/26	Tax Distribution	0	334.55	C
04/26	Tax Distribution	0	223.84	C
04/26	Tax Distribution	0	668.60	C
04/27	Tax Distribution	0	(8.55)	C
04/27	Tax Distribution	0	855.16	C
04/27	Tax Distribution	0	32,961.23	C
04/27	Tax Distribution	0	630.46	C
04/27	Tax Distribution	0	213.18	C
04/28	Tax Distribution	0	1,481.55	C
04/28	Tax Distribution	0	509.30	C
04/28	Tax Distribution	0	752.91	C
04/28	Tax Distribution	0	145.21	C
04/28	Tax Distribution	0	542.35	C
04/28	Tax Distribution	0	316.40	C
12100.2011 2011 Personal Property Taxes			Source Code Total:	.10
04/10	Tax Distribution	0	.10	C
12100.2012 2012 Personal Property Taxes			Source Code Total:	.44
04/06	Tax Distribution	0	.22	C
04/24	Tax Distribution	0	.22	C
12100.2013 2013 Personal Property Taxes			Source Code Total:	2.53
04/03	Tax Distribution	0	.23	C
04/06	Tax Distribution	0	1.68	C
04/10	Tax Distribution	0	.34	C
04/10	Tax Distribution	0	.28	C
12100.2014 2014 Personal Property Taxes			Source Code Total:	11.51
04/06	Tax Distribution	0	3.27	C
04/10	Tax Distribution	0	.33	C
04/13	Tax Distribution	0	.28	C
04/18	Tax Distribution	0	1.11	C
04/19	Tax Distribution	0	.64	C
04/19	Tax Distribution	0	5.45	C
04/21	Tax Distribution	0	.43	C
12100.2015 2015 Personal Property Taxes			Source Code Total:	17.40
04/05	Tax Distribution	0	.13	C
04/06	Tax Distribution	0	3.08	C
04/10	Tax Distribution	0	2.16	C
04/10	Tax Distribution	0	.30	C
04/11	Tax Distribution	0	.07	C
04/12	Tax Distribution	0	.93	C
04/13	Tax Distribution	0	.26	C
04/14	Tax Distribution	0	2.66	C
04/14	Tax Distribution	0	2.13	C




Pinal County Treasurer

Monthly Statement

Date Range: 4/1/2017 to 4/30/2017

04/18	Tax Distribution	0	1.29	C
04/19	Tax Distribution	0	.60	C
04/21	Tax Distribution	0	.71	C
04/26	Tax Distribution	0	1.38	C
04/27	Tax Distribution	0	1.70	C
12100.2016 2016 Personal Property Taxes			Source Code Total: 2,204.07	
04/03	Tax Distribution	0	(4.53)	C
04/03	Tax Distribution	0	2.41	C
04/03	Tax Distribution	0	19.69	C
04/03	Tax Distribution	0	4.29	C
04/03	Tax Distribution	0	9.93	C
04/04	Tax Distribution	0	60.23	C
04/04	Tax Distribution	0	16.71	C
04/04	Tax Distribution	0	14.41	C
04/04	Tax Distribution	0	15.17	C
04/05	Tax Distribution	0	21.38	C
04/05	Tax Distribution	0	29.93	C
04/05	Tax Distribution	0	3.62	C
04/06	Tax Distribution	0	27.90	C
04/06	Tax Distribution	0	28.37	C
04/06	Tax Distribution	0	2.39	C
04/07	Tax Distribution	0	9.20	C
04/07	Tax Distribution	0	5.73	C
04/07	Tax Distribution	0	32.96	C
04/10	Tax Distribution	0	16.37	C
04/10	Tax Distribution	0	64.85	C
04/10	Tax Distribution	0	32.00	C
04/10	Tax Distribution	0	9.93	C
04/11	Tax Distribution	0	12.20	C
04/11	Tax Distribution	0	10.20	C
04/11	Tax Distribution	0	75.72	C
04/11	Tax Distribution	0	197.46	C
04/12	Tax Distribution	0	3.32	C
04/12	Tax Distribution	0	8.76	C
04/12	Tax Distribution	0	17.60	C
04/12	Tax Distribution	0	18.14	C
04/12	Tax Distribution	0	5.37	C
04/13	Tax Distribution	0	7.28	C
04/13	Tax Distribution	0	11.24	C
04/13	Tax Distribution	0	11.17	C
04/14	Tax Distribution	0	26.70	C
04/14	Tax Distribution	0	22.11	C
04/14	Tax Distribution	0	10.05	C
04/17	Tax Distribution	0	36.86	C
04/17	Tax Distribution	0	22.61	C
04/17	Tax Distribution	0	5.15	C
04/18	Tax Distribution	0	30.29	C
04/18	Tax Distribution	0	31.60	C
04/18	Tax Distribution	0	53.63	C
04/19	Tax Distribution	0	5.83	C
04/19	Tax Distribution	0	17.75	C
04/19	Tax Distribution	0	160.68	C
04/19	Tax Distribution	0	3.63	C
04/19	Tax Distribution	0	35.07	C
04/20	Tax Distribution	0	4.92	C
04/20	Tax Distribution	0	2.68	C
04/20	Tax Distribution	0	26.81	C



Pinal County Treasurer

Monthly Statement

Date Range: 4/1/2017 to 4/30/2017

04/20	Tax Distribution	0	13.74	C
04/20	Tax Distribution	0	54.39	C
04/21	Tax Distribution	0	50.39	C
04/21	Tax Distribution	0	3.46	C
04/21	Tax Distribution	0	16.04	C
04/21	Tax Distribution	0	9.36	C
04/24	Tax Distribution	0	10.50	C
04/24	Tax Distribution	0	67.93	C
04/24	Tax Distribution	0	87.05	C
04/24	Tax Distribution	0	22.38	C
04/25	Tax Distribution	0	154.73	C
04/25	Tax Distribution	0	33.07	C
04/25	Tax Distribution	0	20.95	C
04/26	Tax Distribution	0	45.05	C
04/26	Tax Distribution	0	2.62	C
04/26	Tax Distribution	0	26.24	C
04/26	Tax Distribution	0	15.29	C
04/26	Tax Distribution	0	10.41	C
04/26	Tax Distribution	0	34.00	C
04/27	Tax Distribution	0	28.77	C
04/27	Tax Distribution	0	3.82	C
04/27	Tax Distribution	0	37.68	C
04/27	Tax Distribution	0	24.94	C
04/28	Tax Distribution	0	52.26	C
04/28	Tax Distribution	0	48.38	C
04/28	Tax Distribution	0	11.42	C
04/28	Tax Distribution	0	5.30	C
04/28	Tax Distribution	0	16.13	C
21100.41 Wells Fargo Repo Investment Interest			Source Code Total:	3.96
04/03	Investment Interest	0	3.96	C
21100.43 Wells Fargo Trust Investment Interest			Source Code Total:	1.20
04/04	Investment Interest	0	1.20	C
21100.46 Wells Fargo Investment Investment Interest			Source Code Total:	50.73
04/26	Investment Interest	0	11.37	C
04/27	Investment Interest	0	13.47	C
04/27	Investment Interest	0	18.21	C
04/27	Investment Interest	0	7.68	C
21100.70 Vining Sparks Investment Interest			Source Code Total:	13.98
04/17	Investment Interest	0	12.99	C
04/27	Investment Interest	0	.99	C
6116421408 Superstition Fire & Medical Dist Debt Ret Int 2006			Ending Balance:	194,602.73

5/1/17
10:54:17 AM

Superstition Fire & Medical District

Balance Sheet

As of 4/30/2017

FUND: (600) Debt Retirement Interest Fund

Assets

Current Assets

Fund Cash - Debt Retirement Interest	\$194,602.73	
Total Current Assets		<u>\$194,602.73</u> (E)
Total Assets		<u><u>\$194,602.73</u></u>

Liabilities and Equity

<u>Equity</u>		
Fund Balance - Debt Retirement Interest	\$44,514.42	
Current Year Profit/Loss	150,088.31	
Total Equity		<u>194,602.73</u>
Total Liabilities and Equity		<u><u>\$194,602.73</u></u>