



Superstition Fire & Medical District Balance Sheet - All Governmental Funds

For Fiscal: 2016-2017 Period Ending: 1/31/2017

	100 General	150 Rescue	200 Capital Projects	300 Bond	400 Special Revenue	450 CCU Grant	500 Debt Principal	600 Debt Interest	Total
Current Assets									
10100 - FUND CASH	8,229,174.76	965,166.37							9,194,341.13
10150 - PAYROLL ACCOUNT	(6,042,852.23)	(593,852.24)							(6,636,704.47)
10200 - FUND CASH - CAPITAL PROJECTS			1,146,930.36						1,146,930.36
10300 - FUND CASH - BOND PROCEEDS 2006									-
10400 - FUND CASH - SPECIAL REVENUE FUND					57,512.78				57,512.78
10500 - FUND CASH - DEBT RETIREMENT PRINCIPAL							367,996.09		367,996.09
10600 - FUND CASH - DEBT RETIREMENT INTEREST								102,751.70	102,751.70
11000 - PETTY CASH - ACCOUNTING	100.00	-	-	-	-	-	-	-	100.00
CASH SUBTOTAL	<u>2,186,422.53</u>	<u>371,314.13</u>	<u>1,146,930.36</u>	<u>-</u>	<u>57,512.78</u>	<u>-</u>	<u>367,996.09</u>	<u>102,751.70</u>	<u>4,232,927.59</u>
13000 - ACCOUNTS RECEIVABLE	-	-	-	-	-	-	-	-	-
13500 - PROPERTY TAXES RECEIVABLE	-	-	-	-	-	-	-	-	-
15000 - DUE FROM OTHER FUNDS	252,348.92	-	1,000,000.00	-	-	-	-	-	1,252,348.92
15500 - DEPOSIT	-	-	-	-	-	-	-	-	-
16000 - PREPAID ITEMS	-	-	-	-	-	-	-	-	-
Total Assets:	<u>2,438,771.45</u>	<u>371,314.13</u>	<u>2,146,930.36</u>	<u>-</u>	<u>57,512.78</u>	<u>-</u>	<u>367,996.09</u>	<u>102,751.70</u>	<u>5,485,276.51</u>
Current Liabilities									
21050 - ACCOUNTS PAYABLE	-	-	-	-	-	-	-	-	-
21250 - SALES TAX PAYABLE	87.60	5.43	-	-	127.15	-	-	-	220.18
21300 - FEDERAL INCOME WITHHOLDING	-	-	-	-	-	-	-	-	-
21400 - SOCIAL SECURITY WITHHOLDING	-	-	-	-	-	-	-	-	-
21450 - MEDICARE WITHHOLDING	-	-	-	-	-	-	-	-	-
21500 - STATE INCOME TAX WITHHOLDING	-	-	-	-	-	-	-	-	-
21660 - HEALTH SAVINGS ACCOUNT	-	-	-	-	-	-	-	-	-
21665 - HSA FEES (DUE 3RD PARTY)	464.15	(9.84)	-	-	-	-	-	-	454.31
21700 - PUBLIC SAFETY RETIREMENT	-	-	-	-	-	-	-	-	-
21725 - CIVILIAN EMPLOYEE RETIREMENT	-	-	-	-	-	-	-	-	-
21800 - PRE-TAX 457 PLAN	-	-	-	-	-	-	-	-	-
21925 - VOLUNTARY EMPLOYEE BENEFICIARY ASSOC	-	-	-	-	-	-	-	-	-
22200 - DISABILITY INS - VOLUNTARY LONG TERM	(354.70)	510.20	-	-	-	-	-	-	155.50
22300 - LIFE INS - VOLUNTARY SUPPLEMENTAL	(209.61)	98.32	-	-	-	-	-	-	(111.29)
24000 - AFLAC	719.42	63.83	-	-	-	-	-	-	783.25
25000 - DUE TO OTHER FUNDS	-	1,252,354.92	-	-	-	60,288.44	-	-	1,312,643.36
26000 - DEFERRED REVENUE	-	-	-	-	-	-	-	-	-
26550 - ACCRUED PAYROLL & RELATED BENEFITS	-	-	-	-	-	-	-	-	-
Total Liabilities:	<u>706.86</u>	<u>1,253,022.86</u>	<u>-</u>	<u>-</u>	<u>127.15</u>	<u>60,288.44</u>	<u>-</u>	<u>-</u>	<u>1,314,145.31</u>
Equity									
31000 - FUND BALANCE	1,253,178.51	(778,002.04)	2,362,436.18	113.03	90,044.51	-	57,952.14	44,514.42	3,030,236.75
Beginning Equity:	<u>1,253,178.51</u>	<u>(778,002.04)</u>	<u>2,362,436.18</u>	<u>113.03</u>	<u>90,044.51</u>	<u>-</u>	<u>57,952.14</u>	<u>44,514.42</u>	<u>3,030,236.75</u>
CURRENT YEAR PROFIT / LOSS	1,184,886.08	(103,706.69)	(215,505.82)	(113.03)	(32,658.88)	(60,288.44)	310,043.95	58,237.28	1,140,894.45
Total Current Liabilities and Equity:	<u>2,438,771.45</u>	<u>371,314.13</u>	<u>2,146,930.36</u>	<u>-</u>	<u>57,512.78</u>	<u>-</u>	<u>367,996.09</u>	<u>102,751.70</u>	<u>5,485,276.51</u>



Superstition Fire & Medical District Cash Flow - All Governmental Funds

January 31, 2017

Month	Status	Beginning			Variance	Ending Cash Balance
		Cash Balance	Revenues	Expenditures		
July	Actual	3,030,130	176,467	1,100,099	(923,632)	2,106,498
August	Actual	2,106,498	335,634	1,248,669	(913,035)	1,193,462
September	Actual	1,193,462	1,724,508	1,310,825	413,683	1,607,145
October	Actual	1,607,145	2,714,816	1,261,358	1,453,458	3,060,604
November	Actual	3,060,604	3,180,781	1,223,859	1,956,922	5,017,525
December	Actual	5,017,525	1,598,038	1,790,738	(192,699)	4,824,826
January	Actual	4,824,826	627,736	1,219,635	(591,898)	4,232,928
February	Projected	4,232,928	258,528	1,219,934	(961,405)	3,271,522
March	Projected	3,271,522	550,304	1,370,228	(819,923)	2,451,599
April	Projected	2,451,599	4,145,538	1,251,648	2,893,890	5,345,489
May	Projected	5,345,489	1,087,283	1,427,571	(340,288)	5,005,201
June	Projected	5,005,201	352,005	2,539,178	(2,187,174)	2,818,027

Per Arizona Revised Statute (ARS) §48-807(O), the District must produce a Cash Flow Projection Report each fiscal year. This was a new requirement effective September 13, 2013.

The Cash Flow report consists of the combined cash balances of all District Funds. These balances includes the General (100) Fund, Rescue Transport (150), Capital Projects (200) Fund, Bond Proceeds (300) Fund, Special Revenue (400) Fund, CCU Grant (450) Fund, Debt Principal (500) Fund, and Debt Interest (600) Fund.

The first half of the fiscal year's property taxes is due between October 1 and November 1, and the second half is due between March 1 and May 1. Consequently, during the early months of the fiscal year, Capital Projects fund may be utilized to off-set low revenue collections period, but are returned to the Capital Fund when revenue flows increase.

The Cash Flow Projection Report is to be updated monthly with the actual revenues deposited into and expenditures disbursed from the District' cash accounts. It is important to note that the revenues and expenditures are reported here on a Cash Basis.

This report is generated to demonstrate that the Fire District maintains sufficient cash available to satisfy the projected expenditures budgeted over the course of the fiscal year. Close attention should be paid to the Ending Cash Balance columns of this report.

The projections above were derived from an analysis of the District's actual revenues and expenditures for the past three fiscal years and the current year's approved budget. They are to be used as a guide in financial planning. For more detailed information regarding revenues, expenditures, and cash accounts, please refer to the District's Monthly Financial Statements, Warrants Register, and Bank Statements.



Superstition Fire & Medical District Income Statement Summary

For Fiscal: 2016-2017 Period Ending: 1/31/2017

	Original Total Budget	Current Month Actual	YTD Actual Activity	Forecasted Remaining Budget	% Budget Remaining
Fund: 100 - GENERAL					
Revenues					
DIRECT TAXES	11,864,823.00	307,425.04	7,898,323.10	3,966,499.90	33.4%
OTHER TAXES	462,916.00	9,668.90	252,833.51	210,082.49	45.4%
CHARGES FOR SERVICES	553,400.00	80,162.31	287,405.07	265,994.93	48.1%
COMMUNITY HEALTH SERVICES	3,500.00	286.00	2,331.00	1,169.00	33.4%
OTHER INCOME	413,391.00	1,438.85	169,856.09	243,534.91	58.9%
INTERGOVERNMENTAL INCOME	2,400.00	150.00	1,507.67	892.33	37.2%
FLEET ADVERTISING	100,000.00	-	-	100,000.00	100.0%
OTHER FINANCING SOURCES (USES)	(21,950.00)	-	-	(21,950.00)	100.0%
Revenue Total:	13,378,480.00	399,131.10	8,612,256.44	4,766,223.56	35.6%
Expenditures					
ADMINISTRATIVE SERVICES	4,904,749.00	354,785.10	2,763,086.02	2,141,662.98	43.7% ●
FINANCIAL SERVICES / RESERVES	1,370,739.89	1,527.45	(897.20)	1,371,637.09	100.1% ●
TRAINING SERVICES	69,000.00	7,601.96	22,685.40	46,314.60	67.1% ●
TECHNICAL SERVICES	551,821.00	41,835.01	261,900.44	289,920.56	52.5% ●
COMMUNICATION SERVICES	228,064.00	33,264.69	112,574.36	115,489.64	50.6% ●
EMERGENCY SERVICES	7,224,556.00	570,163.57	4,120,323.73	3,104,232.27	43.0% ●
COMMUNITY SERVICES	274,462.00	18,131.34	147,697.61	126,764.39	46.2% ●
Expenditures Total:	14,623,391.89	1,027,309.12	7,427,370.36	7,196,021.53	49.2% ●
Net Financial Sources (Uses)	\$ (1,244,911.89)	\$ (628,178.02)	\$ 1,184,886.08	\$ (2,429,797.97)	
Beginning Unrestricted Fund Balance July 1, 2016	(1,244,911.89)				



Superstition Fire & Medical District Expenditures - Summary

For Fiscal: 2016-2017 Period Ending: 1/31/2017

	Original Total Budget	Current Month Actual	YTD Actual Activity	Forecasted Remaining Budget	% Budget Remaining
Fund: 100 - GENERAL OPERATING					
DIVISION 10: ADMINISTRATIVE SERVICES					
Compensation & Benefits					
Compensation	554,214.00	45,433.71	322,068.32	232,145.68	🟡 41.9%
Employer Provided Benefits	3,272,059.00	233,336.57	1,835,123.95	1,436,935.05	🟢 43.9%
Operating Expenditures					
Equipment & Machinery	7,400.00	-	687.31	6,712.69	🟢 90.7%
Parts & Supplies	391,445.00	12,913.62	199,060.17	192,384.83	🟢 49.1%
Facility Services	185,064.00	8,032.30	118,456.93	66,607.07	🔴 36.0%
Operating Services	147,750.00	8,647.71	67,825.24	79,924.76	🟢 54.1%
Professional Services	346,817.00	46,421.19	219,864.10	126,952.90	🔴 36.6%
Financial Services	1,370,739.89	1,527.45	(897.20)	1,371,637.09	🟢 100.1%
Training Services	69,000.00	7,601.96	22,685.40	46,314.60	🟢 67.1%
TOTAL ADMINISTRATIVE SERVICES	6,344,488.89	363,914.51	2,784,874.22	3,559,614.67	🟢 56.1%
DIVISION 20: TECHNICAL SERVICES					
Compensation	263,542.00	22,230.92	128,297.77	135,244.23	🟢 51.3%
Operating Expenditures					
Equipment & Machinery	3,300.00	15.99	2,174.53	1,125.47	🔴 34.1%
Operating Supplies	153,549.00	10,734.08	74,437.27	79,111.73	🟢 51.5%
Parts & Supplies	105,760.00	7,030.11	47,404.89	58,355.11	🟢 55.2%
Professional Services	21,670.00	1,823.91	7,549.70	14,120.30	🟢 65.2%
Training Services	4,000.00	-	2,036.28	1,963.72	🟢 49.1%
TOTAL TECHNICAL SERVICES	551,821.00	41,835.01	261,900.44	289,920.56	🟢 52.5%
DIVISION 30: COMMUNICATIONS SERVICES					
Operating Expenditures					
Parts & Supplies	1,500.00	-	262.50	1,237.50	🟢 82.5%
Facility Services	6,000.00	-	1,846.35	4,153.65	🟢 69.2%
Operating Services	34,942.00	3,937.52	22,409.11	12,532.89	🔴 35.9%
Professional Services	185,622.00	29,327.17	88,056.40	97,565.60	🟢 52.6%
TOTAL COMMUNICATION SERVICES	228,064.00	33,264.69	112,574.36	115,489.64	🟢 50.6%
DIVISION 40: EMERGENCY SERVICES					
Compensation	6,925,221.00	541,676.61	4,021,160.24	2,904,060.76	🟡 41.9%
Operating Expenditures					
Equipment & Machinery	25,530.00	1,337.88	6,704.74	18,825.26	🟢 73.7%
Operating Supplies	123,048.00	7,015.75	40,079.82	82,968.18	🟢 67.4%
Parts & Supplies	76,500.00	14,033.84	22,610.99	53,889.01	🟢 70.4%
Operating Services	18,400.00	2,325.79	7,369.28	11,030.72	🟢 59.9%
Professional Services	38,071.00	3,178.83	14,762.75	23,308.25	🟢 61.2%
Training Services	17,786.00	594.87	7,635.91	10,150.09	🟢 57.1%
TOTAL EMERGENCY SERVICES	7,224,556.00	570,163.57	4,120,323.73	3,104,232.27	🟢 43.0%
DIVISION 50: COMMUNITY SERVICES / FIRE PREVENTION					
Compensation	238,762.00	18,106.92	136,800.72	101,961.28	🟢 42.7%
Operating Expenditures					
Equipment & Machinery	2,500.00	-	-	2,500.00	🟢 100.0%
Operating Supplies	4,500.00	24.42	1,189.22	3,310.78	🟢 73.6%
Parts & Supplies	6,000.00	-	1,054.22	4,945.78	🟢 82.4%
Operating Services	2,000.00	-	1,060.59	939.41	🟢 47.0%
Professional Services	12,750.00	-	3,854.09	8,895.91	🟢 69.8%
Training Services	7,950.00	-	3,738.77	4,211.23	🟢 53.0%
TOTAL COMMUNITY SERVICES / FIRE PREVENTION	274,462.00	18,131.34	147,697.61	126,764.39	🟢 46.2%
GRAND TOTAL GENERAL FUND	14,623,391.89	1,027,309.12	7,427,370.36	7,196,021.53	🟢 49.2%



Superstition Fire & Medical District Income Statement - Detail

For Fiscal: 2016-2017 Period Ending: 1/31/2017

Fund: 100 - GENERAL OPERATING						
	Original Total Budget	Current Month Actual	YTD Actual Activity	Forecasted Remaining Budget	% Budget Remaining	
Revenue						
Direct Taxes						
100-10-41000-10	REAL & SECURED PROPERTY TAXES	10,599,971.00	271,904.58	6,833,243.90	3,766,727.10	35.5%
100-10-41050-10	UNSECURED PERS PROPERTY TAXES	872,361.00	28,166.86	704,318.27	168,042.73	19.3%
100-10-41075-10	REFUNDED TAXES	(20,000.00)	(1,538.81)	(9,173.06)	(10,826.94)	54.1%
100-10-41080-10	MARICOPA COUNTY PROPERTY TAXES	12,491.00	456.49	11,747.02	743.98	6.0%
100-10-41100-10	FIRE DISTRICT ASSISTANCE TAX	400,000.00	8,435.92	358,186.97	41,813.03	10.5%
	Subtotal	11,864,823.00	307,425.04	7,898,323.10	3,966,499.90	33.4%
Other Taxes						
100-10-41200-10	SRP CONTRIBUTIONS	362,916.00	-	180,316.76	182,599.24	50.3%
100-10-41300-10	INSURANCE PREMIUM TAX	100,000.00	9,668.90	72,516.75	27,483.25	27.5%
	Total Tax Revenue	12,327,739.00	317,093.94	8,151,156.61	4,176,582.39	33.9%
Charges for Services						
100-10-42000-41	TREAT & REFER EMS PAYMENTS	200,000.00	-	-	200,000.00	100.0%
100-10-42025-41	EMS LEASING	-	-	-	-	0.0%
100-10-42050-41	OTHER EMS PAYMENTS	1,000.00	-	-	1,000.00	100.0%
100-10-42075-41	EMS CONTRACTS	35,000.00	2,059.36	2,059.36	32,940.64	94.1%
100-10-42078-12	FIRE CONTRACTS	5,000.00	-	-	5,000.00	100.0%
100-10-42200-41	MISCELLANEOUS CONTRACTS	6,000.00	-	3,650.90	2,349.10	39.2%
100-10-42600-15	COPIES (FIRE REPORTS, ETC.)	400.00	-	482.00	(82.00)	-20.5%
100-10-42700-50	PERMITS	6,000.00	200.00	3,250.00	2,750.00	45.8%
100-10-43100-12	STATE LAND FIRE PAYMENTS	250,000.00	77,902.95	260,193.60	(10,193.60)	-4.1%
100-10-43200-20	OUTSIDE FLEET MAINTENANCE	50,000.00	-	17,769.21	32,230.79	64.5%
100-10-43300-50	INTERGOVERNMENTAL - PLAN REVIEW FEES	2,400.00	150.00	1,507.67	892.33	37.2%
100-10-43400-12	FLEET ADVERTISING	100,000.00	-	-	100,000.00	100.0%
	Total Charges for Services	655,800.00	80,312.31	288,912.74	366,887.26	55.9%
Community Health Services						
100-10-43500-41	CPR / FIRST AID CLASSES	3,500.00	286.00	2,331.00	1,169.00	33.4%
Other Income						
100-10-45700-10	INVESTMENT EARNINGS	10,000.00	1,438.85	6,835.85	3,164.15	31.6%
100-10-45800-10	COBRA REIMBURSEMENT INCOME	-	-	427.52	(427.52)	0.0%
100-10-45900-10	OTHER INCOME	10,000.00	-	32,960.08	(22,960.08)	-229.6%
100-10-46700-10	CM GRANT REIMBURSEMENT INCOME	393,391.00	-	129,632.64	263,758.36	67.0%
	Total Charges for Services	413,391.00	1,438.85	169,856.09	243,534.91	58.9%
Other Financing Sources (Uses)						
100-80-48020-04	TRANSFER IN (400 Fund)	-	-	-	-	0.0%
100-80-48020-10	TRANSFER IN	-	-	-	-	0.0%
100-80-48100-04	TRANSFER OUT (400 Fund)	(12,000.00)	-	-	(12,000.00)	100.0%
100-80-48100-05	TRANSFER OUT (450 Fund)	(9,950.00)	-	-	(9,950.00)	100.0%
100-80-48100-10	TRANSFER OUT	-	-	-	-	0.0%
	Total Charges for Services	(21,950.00)	-	-	(21,950.00)	100.0%
Revenue Total:		\$ 13,378,480.00	\$ 399,131.10	\$ 8,612,256.44	\$ 4,766,223.56	35.6%

Expense

DIVISION 10: ADMINISTRATIVE SERVICES

Wages						
100-10-50000-10	FIRE CHIEF	146,419.00	13,859.14	87,068.55	59,350.45	40.5%
100-10-50010-10	ADMIN SERVICES STAFF	389,866.00	30,166.83	224,441.72	165,424.28	42.4%
100-10-52510-10	WAGE ALLOWANCE (CELL PHONES)	17,429.00	1,407.74	10,558.05	6,870.95	39.4%
100-10-52700-10	ADMIN SERVICES STAFF OVERTIME	500.00	-	-	500.00	100.0%
	Subtotal	554,214.00	45,433.71	322,068.32	232,145.68	41.9%
Employer Provided Benefits						
100-10-53710-10	PENSION (PSPRS)	1,427,231.00	111,689.82	834,938.40	592,292.60	41.5%
100-10-53760-10	PENSION (ASRS)	119,213.00	8,138.92	56,643.19	62,569.81	52.5%
100-10-53770-10	BENEFIT CONTRIBUTIONS	1,147,162.00	87,784.63	655,489.26	491,672.74	42.9%
100-10-53785-10	ACA HEALTHCARE ASSESSMENT	-	-	-	-	0.0%
100-10-53810-10	SOCIAL SECURITY	49,831.00	3,990.57	27,436.16	22,394.84	44.9%
100-10-53830-10	MEDICARE	115,599.00	9,025.65	67,584.12	48,014.88	41.5%
100-10-53860-10	INDUSTRIAL INSURANCE	147,544.00	(35.61)	107,088.57	40,455.43	27.4%
100-10-53870-10	INDUSTRIAL INSURANCE - VOLUNTEERS	54.00	-	-	54.00	100.0%
100-10-53890-10	UNEMPLOYMENT	-	-	278.16	(278.16)	0.0%
100-10-53910-10	MEDICAL INSURANCE	17,432.00	4,739.09	14,503.71	2,928.29	16.8%
100-10-53920-10	DENTAL INSURANCE	1,268.00	425.11	1,146.39	121.61	9.6%
100-10-53930-10	VISION INSURANCE	-	53.59	71.15	(71.15)	0.0%
100-10-53940-10	EMPLOYEE ASSISTANCE PROGRAM	11,250.00	791.04	5,552.64	5,697.36	50.6%
100-10-53950-10	LIFE INSURANCE	8,695.00	682.50	4,829.50	3,865.50	44.5%
100-10-53960-10	CANCER INSURANCE FUND (PSPRS)	4,550.00	-	4,550.00	-	0.0%



Superstition Fire & Medical District Income Statement - Detail

For Fiscal: 2016-2017 Period Ending: 1/31/2017

	Original Total Budget	Current Month Actual	YTD Actual Activity	Forecasted Remaining Budget	% Budget Remaining
100-10-53965-10 COBRA (REIMBURSABLE)	-	1,300.81	1,867.54	(1,867.54)	0.0%
100-10-53990-10 EARNED LEAVE BUYOUT (ELBO) PROGRAM	152,990.00	-	-	152,990.00	100.0%
100-10-53992-10 EARNED LEAVE BUYOUT PROGRAM - FICA	4,317.00	-	-	4,317.00	100.0%
100-10-53994-10 EARNED LEAVE BUYOUT PROGRAM - IND INS	1,961.00	-	-	1,961.00	100.0%
100-10-53998-10 EARNED LEAVE SEPARATION (ELSP) PROGRAM	62,062.00	4,682.55	51,805.10	10,256.90	16.5%
100-10-53999-10 EARNED LEAVE SEPARATION PROGRAM - FICA	900.00	67.90	1,340.06	(440.06)	-48.9%
Subtotal	3,272,059.00	233,336.57	1,835,123.95	1,436,935.05	43.9%
Admin Services Compensation & Benefits Total:	3,826,273.00	278,770.28	2,157,192.27	1,669,080.73	43.6%
Equipment & Machinery					
100-10-54040-08 COMPUTER EQUIPMENT	-	-	-	-	0.0%
100-10-54050-08 COMPUTER SOFTWARE	6,400.00	-	687.31	5,712.69	89.3%
100-10-54280-12 OFFICE FURNITURE	1,000.00	-	-	1,000.00	100.0%
Subtotal	7,400.00	-	687.31	6,712.69	90.7%
Parts & Supplies					
100-10-55060-08 COMPUTER / PRINTER SUPPLIES & MAINT	21,425.00	1,285.40	7,737.16	13,687.84	63.9%
100-10-55340-20 IGA PARTS & SUPPLIES - FLORENCE	21,500.00	1,164.69	5,051.66	16,448.34	76.5%
100-10-55341-12 IGA - STATE LAND REIMBURSABLE EXPENSES	3,750.00	-	3,036.89	713.11	19.0%
100-10-55342-12 STATE LAND / SHIFT COVERAGE	175,000.00	-	115,117.26	59,882.74	34.2%
100-10-55343-20 IGA SERVICES WAGES (INTERGOVERNMENTAL)	11,500.00	113.54	5,056.74	6,443.26	56.0%
100-10-55345-41 CONTRACTED SPECIAL EVENTS OVERTIME	16,120.00	1,334.88	1,334.88	14,785.12	91.7%
100-10-55550-12 OFFICE FURNITURE & EQUIP, PARTS & SUPPLIES	17,000.00	2,016.59	4,715.59	12,284.41	72.3%
100-10-55670-50 VOLUNTEER GROUP SUPPLIES	350.00	28.14	432.97	(82.97)	-23.7%
100-10-56340-12 CLEANING SUPPLIES	13,500.00	2,076.92	8,149.92	5,350.08	39.6%
100-10-56600-12 FACILITY MAINTENANCE	12,000.00	34.76	4,787.63	7,212.37	60.1%
100-10-56860-12 FOOD / BEVERAGES	2,000.00	38.65	784.73	1,215.27	60.8%
100-10-57100-12 OFFICE SUPPLIES	13,500.00	224.04	2,796.52	10,703.48	79.3%
100-10-57200-12 POSTAGE / DELIVERY SERVICES	2,400.00	364.13	1,346.63	1,053.37	43.9%
100-10-57220-12 POSTAGE METER RENTAL / SUPPLIES	500.00	-	6.80	493.20	98.6%
100-10-57440-12 PROFESSIONAL PUBLICATIONS / SUBSCRIPTIONS	2,500.00	-	132.00	2,368.00	94.7%
100-10-57600-12 HONOR GUARD	500.00	-	-	500.00	100.0%
100-10-57620-12 REWARDS / RECOGNITION / FLOWERS SUPPLIES	4,000.00	428.54	3,564.62	435.38	10.9%
100-10-58000-12 UNIFORMS (CIVILIAN)	6,650.00	5.84	2,728.05	3,921.95	59.0%
100-10-58020-12 UNIFORMS - CLASS A / NEW HIRES	-	-	-	-	0.0%
100-10-58080-12 UNIFORMS (GOVERNING BOARD)	250.00	-	36.96	213.04	85.2%
100-10-58100-12 UNIFORMS (PUBLIC SAFETY)	66,500.00	3,806.21	32,216.76	34,283.24	51.6%
100-10-58150-12 UNIFORMS (VOLUNTEERS)	500.00	(8.71)	26.40	473.60	94.7%
Subtotal	391,445.00	12,913.62	199,060.17	192,384.83	49.1%
Facility Services					
100-10-59000-12 FACILITIES RENT	12,000.00	-	6,000.00	6,000.00	50.0%
100-10-59020-12 ELECTRICITY	82,500.00	3,255.87	57,969.11	24,530.89	29.7%
100-10-59040-12 FACILITY PROJECTS	60,000.00	2,011.32	38,223.83	21,776.17	36.3%
100-10-59060-12 NATURAL GAS	3,000.00	284.61	2,640.50	359.50	12.0%
100-10-59100-08 PHONE	20,922.00	2,039.66	10,537.61	10,384.39	49.6%
100-10-59160-12 WATER SOFTENER SUPPLIES	6,642.00	440.84	3,085.88	3,556.12	53.5%
Subtotal	185,064.00	8,032.30	118,456.93	66,607.07	36.0%
Operating Services					
100-10-59180-12 SEWER / SEPTIC	4,500.00	490.60	2,191.82	2,308.18	51.3%
100-10-59200-12 WATER	15,000.00	1,171.95	9,561.28	5,438.72	36.3%
100-10-60100-08 CELLULAR FEES	-	-	-	-	0.0%
100-10-60180-08 COPIER MAINTENANCE & SUPPLIES	7,650.00	455.39	3,029.19	4,620.81	60.4%
100-10-60230-12 DOCUMENT DISPOSAL SERVICES	700.00	75.56	226.68	473.32	67.6%
100-10-60240-12 EXTERMINATING	1,500.00	-	1,823.97	(323.97)	-21.6%
100-10-60310-08 INTERNET	90,000.00	4,592.25	32,145.75	57,854.25	64.3%
100-10-60320-12 LANDSCAPING	3,000.00	-	1,305.85	1,694.15	56.5%
100-10-60580-12 REFUSE COLLECTION	3,750.00	435.23	2,696.93	1,053.07	28.1%
100-10-60600-12 SECURITY & ALARM SYSTEMS	6,750.00	323.11	6,025.92	724.08	10.7%
100-10-60620-08 INDIVIDUAL SOFTWARE LICENSING	5,200.00	-	2,276.34	2,923.66	56.2%
100-10-60630-08 SYSTEM SERVER HOSTING	5,200.00	262.08	2,096.64	3,103.36	59.7%
100-10-60740-12 WATER & ICE (DRINKING)	4,500.00	841.54	4,444.87	55.13	1.2%
Subtotal	147,750.00	8,647.71	67,825.24	79,924.76	54.1%
Professional Services					
100-10-61010-08 ACCREDITATION	1,500.00	-	169.95	1,330.05	88.7%
100-10-61020-12 ADMIN MEDICAL DIRECTOR - CONTRACT	30,000.00	7,500.00	15,000.00	15,000.00	50.0%
100-10-61060-12 NEW HIRE HR ADVERTISING	-	-	-	-	0.0%
100-10-61100-12 BACKGROUND INVESTIGATION / CREDIT REPORTING	500.00	-	354.00	146.00	29.2%
100-10-61160-08 COMPUTER INFO SYSTEMS MAINT CONTRACT	29,000.00	-	15,000.00	14,000.00	48.3%
100-10-61170-08 CIS WEB HOSTING / DOMAINS / CERTIFICATES	2,000.00	-	1,069.19	930.81	46.5%
100-10-61200-12 NEW HIRE HR TESTING	500.00	-	-	500.00	100.0%
100-10-61260-12 CPA AUDIT SERVICES	14,000.00	14,000.00	14,000.00	-	0.0%



Superstition Fire & Medical District Income Statement - Detail

For Fiscal: 2016-2017 Period Ending: 1/31/2017

		Original Total Budget	Current Month Actual	YTD Actual Activity	Forecasted Remaining Budget	% Budget Remaining
100-10-61520-12	ELECTION EXPENSES	15,400.00	20,174.00	20,174.00	(4,774.00)	● -31.0%
100-10-61700-12	VEHICLE / PROPERTY / LIABILITY INSURANCE	104,090.00	-	51,390.14	52,699.86	● 50.6%
100-10-61860-12	LEGAL SERVICES	20,000.00	1,267.20	9,152.53	10,847.47	● 54.2%
100-10-61920-12	MEDICAL EXAM SERVICES	55,992.00	-	59,220.00	(3,228.00)	● -5.8%
100-10-61960-12	TEMP PERSONNEL - OUTSIDE SERVICES	-	-	-	-	● 0.0%
100-10-62020-12	PRINTING / PUBLISHING SERVICES	2,500.00	-	3,820.94	(1,320.94)	● -52.8%
100-10-62060-12	PROFESSIONAL ORGANIZATIONS / MEMBERSHIP	6,500.00	1,126.67	2,876.07	3,623.93	● 55.8%
100-10-62105-08	GLOBAL SOFTWARE LICENSING	64,585.00	2,353.32	27,637.28	36,947.72	● 57.2%
100-10-62250-12	STRATEGIC PLANNING (LONG-RANGE MASTER PLAN)	250.00	-	-	250.00	● 100.0%
	Subtotal	346,817.00	46,421.19	219,864.10	126,952.90	● 36.6%
	Financial Services					
100-10-63000-10	ADMIN FEES, BONDS & LEASES	5,600.00	964.00	(2,301.12)	7,901.12	● 141.1%
100-10-63100-10	FEES (RECORD / FILING / PERMIT)	900.00	8.00	308.34	591.66	● 65.7%
100-10-63120-10	GENERAL CONTINGENCY ACCOUNT	50,000.00	-	-	50,000.00	● 100.0%
100-10-63140-10	INTEREST & FINANCE CHARGES	3,000.00	555.45	1,095.58	1,904.42	● 63.5%
100-10-63150-10	FINANCIAL RESERVE	1,311,239.89	-	-	1,311,239.89	● 100.0%
	Subtotal	1,370,739.89	1,527.45	(897.20)	1,371,637.09	● 100.1%
	Training Services					
100-10-64020-12	ADMINISTRATIVE TRAINING / CONFERENCES	25,000.00	1,682.31	10,525.23	14,474.77	● 57.9%
100-10-64040-12	BOARD OF DIRECTORS TRAINING	3,000.00	1,106.45	1,240.37	1,759.63	● 58.7%
100-10-64060-12	COLLEGE TUITION REIMBURSEMENT	38,000.00	4,813.20	10,874.80	27,125.20	● 71.4%
100-10-64410-12	SFMD LEADERSHIP CONFERENCE	3,000.00	-	45.00	2,955.00	● 98.5%
	Subtotal	69,000.00	7,601.96	22,685.40	46,314.60	● 67.1%
	Administrative Services Operating Expense Total:	2,518,215.89	85,144.23	627,681.95	1,890,533.94	● 75.1%
	TOTAL ADMINISTRATIVE SERVICES	6,344,488.89	363,914.51	2,784,874.22	3,559,614.67	● 56.1%
DIVISION 20: TECHNICAL SERVICES						
	Wages					
100-20-50020-10	FACILITY & FACILITIES STAFF	251,792.00	21,617.81	126,986.60	124,805.40	● 49.6%
100-20-52700-20	FLEET & FACILITIES STAFF OVERTIME	11,750.00	613.11	1,311.17	10,438.83	● 88.8%
	Technical Services Wages Total:	263,542.00	22,230.92	128,297.77	135,244.23	● 51.3%
	Equipment & Machinery					
100-20-54050-20	DIAGNOSTIC SOFTWARE	3,300.00	15.99	2,174.53	1,125.47	● 34.1%
	Operating Supplies					
100-20-55400-20	MECHANICAL EQUIPMENT, PARTS & SUPPLIES	5,449.00	48.36	4,157.26	1,291.74	● 23.7%
100-20-55580-20	TIRES	66,600.00	2,701.37	29,566.00	37,034.00	● 55.6%
100-20-55620-20	VEHICLE PARTS	81,500.00	7,984.35	40,714.01	40,785.99	● 50.0%
	Subtotal	153,549.00	10,734.08	74,437.27	79,111.73	● 51.5%
	Parts & Supplies					
100-20-56800-20	FLUIDS (ANTIFREEZE, BRAKE, TRANSMISSION)	6,600.00	110.72	6,238.24	361.76	● 5.5%
100-20-56880-20	FUEL - DIESEL	71,200.00	4,274.55	27,341.57	43,858.43	● 61.6%
100-20-56900-20	FUEL - UNLEADED	15,000.00	952.15	6,510.02	8,489.98	● 56.6%
100-20-57060-20	MISCELLANEOUS SHOP SUPPLIES	6,500.00	1,683.01	5,487.02	1,012.98	● 15.6%
100-20-57140-20	ENGINE OIL	5,200.00	(49.55)	1,455.70	3,744.30	● 72.0%
100-20-58120-20	UNIFORMS & TOWELS (TECHNICAL SERVICES)	1,260.00	59.23	372.34	887.66	● 70.4%
	Subtotal	105,760.00	7,030.11	47,404.89	58,355.11	● 55.2%
	Professional Services					
100-20-61460-20	HAZARDOUS WASTE DISPOSAL	570.00	-	226.02	343.98	● 60.3%
100-20-61820-20	LADDER TESTING & CERT - AERIAL & GROUND	3,600.00	-	3,077.69	522.31	● 14.5%
100-20-62140-20	REPAIR & MAINTENANCE - FLEET	17,500.00	1,823.91	4,245.99	13,254.01	● 75.7%
	Subtotal	21,670.00	1,823.91	7,549.70	14,120.30	● 65.2%
	Training Services					
100-20-64470-20	TECHNICAL SERVICES TRAINING	4,000.00	-	2,036.28	1,963.72	● 49.1%
	Technical Services Operating Expense Total:	288,279.00	19,604.09	133,602.67	154,676.33	● 53.7%
	TOTAL TECHNICAL SERVICES	551,821.00	41,835.01	261,900.44	289,920.56	● 52.5%



Superstition Fire & Medical District Income Statement - Detail

For Fiscal: 2016-2017 Period Ending: 1/31/2017

		Original Total Budget	Current Month Actual	YTD Actual Activity	Forecasted Remaining Budget	% Budget Remaining
DIVISION 30: COMMUNICATIONS SERVICES						
Parts & Supplies						
100-30-56040-15	BATTERIES - ELECTRONICS (PORTABLE BATTERIES)	500.00	-	-	500.00	100.0%
100-30-57590-15	RADIO EQUIPMENT SUPPLIES	1,000.00	-	262.50	737.50	73.8%
	Subtotal	1,500.00	-	262.50	1,237.50	82.5%
Facility Services						
100-30-59080-15	PHONE / E - 911 COMM CIRCUITS	6,000.00	-	1,846.35	4,153.65	69.2%
Operating Services						
100-30-60020-15	800 MHZ RADIO MAINTENANCE	10,000.00	232.67	6,665.45	3,334.55	33.3%
100-30-60340-08	MCT MAINTENANCE	3,400.00	-	-	3,400.00	100.0%
100-30-60350-08	MOBILE DATA OPERATIONS	19,542.00	3,704.85	15,668.66	3,873.34	19.8%
100-30-60360-15	MOBILE DISPATCH EQUIP MAINT	500.00	-	-	500.00	100.0%
100-30-60560-15	RADIO INFORMATION SYSTEMS MAINTENANCE	1,500.00	-	75.00	1,425.00	95.0%
	Subtotal	34,942.00	3,937.52	22,409.11	12,532.89	35.9%
Professional Services						
100-30-61440-15	DISPATCH SERVICES - MFMD	185,622.00	29,327.17	88,056.40	97,565.60	52.6%
TOTAL COMMUNICATIONS SERVICES		228,064.00	33,264.69	112,574.36	115,489.64	50.6%
DIVISION 40: EMERGENCY SERVICES						
Wages						
100-40-50040-10	ASSISTANT CHIEFS	349,892.00	25,330.35	214,992.02	134,899.98	38.6%
100-40-50140-10	ADMINISTRATIVE ASSISTANT II	45,434.00	3,542.29	26,033.24	19,400.76	42.7%
100-40-51010-10	BATTALION CHIEFS	265,317.00	21,291.98	154,930.15	110,386.85	41.6%
100-40-51030-10	CAPTAINS	2,008,094.00	150,592.04	1,156,612.43	851,481.57	42.4%
100-40-51040-10	ENGINEERS	1,178,727.00	89,471.71	668,949.54	509,777.46	43.2%
100-40-51050-10	FIREFIGHTERS	2,797,203.00	211,532.85	1,567,225.15	1,229,977.85	44.0%
100-40-52015-10	LIGHT DUTY ASSIGNMENT	-	-	17,200.82	(17,200.82)	0.0%
100-40-52530-12	BATTALION CHIEF COVERAGE	16,000.00	-	-	16,000.00	100.0%
	Subtotal	6,660,667.00	501,761.22	3,805,943.35	2,854,723.65	42.9%
OT Wages						
100-40-52540-10	FLSA HALFTIME	69,744.00	3,462.66	45,412.85	24,331.15	34.9%
100-40-52560-10	HOLIDAY PAY	70,060.00	16,704.88	60,992.03	9,067.97	12.9%
100-40-52700-12	OPS ADMIN STAFF OVERTIME	-	-	-	-	0.0%
100-40-52740-12	SHIFT OVERTIME	46,150.00	2,041.08	48,348.13	(2,198.13)	-4.8%
100-40-52750-12	SPECIAL OVERTIME	3,000.00	8,938.26	33,316.38	(30,316.38)	-1010.5%
100-40-52810-12	NON-CONTRACTED SPECIAL EVENTS OT	5,400.00	-	944.27	4,455.73	82.5%
100-40-52910-50	PUBLIC EVENTS / PUB ED OT	6,400.00	251.48	1,530.55	4,869.45	76.1%
	Subtotal	200,754.00	31,398.36	190,544.21	10,209.79	5.1%
Training OT Wages						
100-40-53140-41	EMS TRAINING OT	3,150.00	132.27	746.92	2,403.08	76.3%
100-40-53240-12	PROMOTIONAL TESTING OT	2,000.00	-	4,582.97	(2,582.97)	-129.1%
100-40-53260-41	FIRE OPERATIONAL TRAINING OT	12,636.00	128.00	262.29	12,373.71	97.9%
100-40-53360-41	OFFICER DEVELOPMENT OT	32,076.00	7,933.76	18,098.70	13,977.30	43.6%
100-40-53380-41	RECRUIT / INTERN ACADEMY OT	-	-	-	-	0.0%
100-40-53500-41	SPECIAL OPERATIONS OT	13,478.00	323.00	866.35	12,611.65	93.6%
	Subtotal	63,340.00	8,517.03	24,557.23	38,782.77	61.2%
Other OT Wages						
100-40-53580-15	FIRE INVESTIGATION OT	460.00	-	115.45	344.55	74.9%
Emergency Services Wages Total:		6,925,221.00	541,676.61	4,021,160.24	2,904,060.76	41.9%
Equipment & Machinery						
100-40-54080-41	EMS EQUIPMENT & MACHINERY (ASSET)	5,600.00	-	3,466.06	2,133.94	38.1%
100-40-54100-41	EMS TRAINING EQUIPMENT (ASSET)	-	-	-	-	0.0%
100-40-54120-40	FIRE OPS EQUIPMENT & MACHINERY (ASSET)	500.00	-	-	500.00	100.0%
100-40-54140-40	FIRE OPS HOSE (ASSET)	4,580.00	-	-	4,580.00	100.0%
100-40-54165-41	FIRE OPS TRAINING EQUIPMENT (ASSET)	5,000.00	-	-	5,000.00	100.0%
100-40-54300-42	PHYSICAL FITNESS EQUIPMENT (ASSET)	5,050.00	1,337.88	3,238.68	1,811.32	35.9%
100-40-54420-47	SCBA AIR MASKS (ASSET)	1,300.00	-	-	1,300.00	100.0%
100-40-54460-41	SPECIAL OPERATIONS EQUIPMENT (ASSET)	3,500.00	-	-	3,500.00	100.0%
	Subtotal	25,530.00	1,337.88	6,704.74	18,825.26	73.7%



Superstition Fire & Medical District Income Statement - Detail

For Fiscal: 2016-2017 Period Ending: 1/31/2017

		Original	Current Month	YTD Actual Activity	Forecasted	% Budget
		Total Budget	Actual		Remaining Budget	Remaining
Operating Supplies						
100-40-55100-41	EMS PARTS AND SUPPLIES	27,160.00	3,878.80	5,047.65	22,112.35	81.4%
100-40-55120-41	EMS TRAINING TOOLS & SUPPLIES	-	-	-	-	0.0%
100-40-55200-40	FIRE OPS EQUIPMENT, PARTS, SUPPLIES & MAINT	31,000.00	1,223.66	11,039.76	19,960.24	64.4%
100-40-55220-41	FIRE OPS TRAINING TOOLS & SUPPLIES	18,000.00	1,734.45	4,468.51	13,531.49	75.2%
100-40-55440-42	PHYSICAL FITNESS TRAINING TOOLS, SUPP & MAINT	5,800.00	79.43	982.83	4,817.17	83.1%
100-40-55480-42	SAFETY EQUIPMENT, PARTS & SUPPLIES	2,000.00	-	-	2,000.00	100.0%
100-40-55520-47	SCBA TOOLS, EQUIPMENT & SUPPLIES	1,388.00	99.41	1,070.52	317.48	22.9%
100-40-55560-41	SPECIAL OPS OPERATING EXPENSES	37,700.00	-	17,470.55	20,229.45	53.7%
	Subtotal	123,048.00	7,015.75	40,079.82	82,968.18	67.4%
Parts & Supplies						
100-40-56200-41	COMM HEALTH SERVICES SUPPLIES	6,000.00	-	635.24	5,364.76	89.4%
100-40-56760-40	FIRE REHAB - PERISHABLES	500.00	-	-	500.00	100.0%
100-40-57245-42	PPE (PERSONAL PROTECTIVE EQUIPMENT)	70,000.00	14,033.84	21,975.75	48,024.25	68.6%
	Subtotal	76,500.00	14,033.84	22,610.99	53,889.01	70.4%
Operating Services						
100-40-60040-41	BIO-HAZARD WASTE	-	-	-	-	0.0%
100-40-60140-20	SCBA COMPRESSOR MAINTENANCE	3,000.00	1,400.00	1,400.00	1,600.00	53.3%
100-40-60300-12	GENERATOR MAINTENANCE	150.00	-	-	150.00	100.0%
100-40-60520-12	PROPANE (GENERATOR)	5,250.00	-	223.86	5,026.14	95.7%
100-40-60700-12	TOWEL & LINEN SERVICES	10,000.00	925.79	5,745.42	4,254.58	42.5%
	Subtotal	18,400.00	2,325.79	7,369.28	11,030.72	59.9%
Professional Services						
100-40-61080-20	AIR QUALITY TESTING	1,000.00	-	-	1,000.00	100.0%
100-40-61120-12	BAY DOOR MAINTENANCE	5,000.00	508.65	4,432.98	567.02	11.3%
100-40-61530-41	EMS CARDIAC MONITOR MAINTENANCE & SUPPLIES	17,571.00	2,670.18	8,010.54	9,560.46	54.4%
100-40-61650-12	INFECTION CONTROL MEDICAL EXAM SERVICE	750.00	-	-	750.00	100.0%
100-40-61660-41	INSTRUCTOR SERVICES - CE	-	-	-	-	0.0%
100-40-61980-42	PPE CLOTHING MAINTENANCE & DECONTAMINATION	11,000.00	-	1,005.71	9,994.29	90.9%
100-40-62200-47	SCBA TESTING & CALIBRATION	2,750.00	-	1,313.52	1,436.48	52.2%
	Subtotal	38,071.00	3,178.83	14,762.75	23,308.25	61.2%
Training Services						
100-40-64020-41	FIRE OPS / EMS CONFERENCES	3,000.00	-	-	3,000.00	100.0%
100-40-64180-41	EMS TRAINING & SUPPLIES	-	-	-	-	0.0%
100-40-64300-41	FIRE OPS TRAINING & SUPPLIES	-	-	(50.00)	50.00	0.0%
100-40-64340-41	SPECIAL OPERATIONS TRAINING & SUPPLIES	-	-	-	-	0.0%
100-40-64400-42	HEALTH, SAFETY, & WELLNESS TRAINING & SUPPLIES	8,000.00	-	155.00	7,845.00	98.1%
100-40-64420-41	INTERN / RECRUIT ACADEMY & SUPPLIES	-	-	-	-	0.0%
100-40-64550-41	OFFICER DEVELOPMENT TRAINING & SUPPLIES	6,786.00	594.87	7,530.91	(744.91)	-11.0%
	Subtotal	17,786.00	594.87	7,635.91	10,150.09	57.1%
Emergency Services Operating Expense Total:		299,335.00	28,486.96	99,163.49	200,171.51	66.9%
TOTAL EMERGENCY SERVICES		7,224,556.00	570,163.57	4,120,323.73	3,104,232.27	43.0%
DIVISION 50: COMMUNITY SERVICES / FIRE PREVENTION						
Wages						
100-50-50150-10	FIRE CAPTAIN - DEPUTY FIRE MARSHAL	86,428.00	6,648.27	49,862.09	36,565.91	42.3%
100-50-50260-10	FIRE & LIFE SAFETY EDUCATION SPECIALIST	70,850.00	5,426.94	40,702.05	30,147.95	42.6%
100-50-50270-10	MULTI-MEDIA PRODUCTION SPECIALIST	75,114.00	5,564.26	41,592.72	33,521.28	44.6%
	Subtotal	232,392.00	17,639.47	132,156.86	100,235.14	43.1%
OT Wages						
100-50-52700-15	PREVENTION OVERTIME	500.00	467.45	654.43	(154.43)	-30.9%
100-50-52965-15	SPECIAL PUBLIC EVENTS OT	5,870.00	-	3,989.43	1,880.57	32.0%
	Subtotal	6,370.00	467.45	4,643.86	1,726.14	27.1%
Community Services / Fire Prevention Wages Total:		238,762.00	18,106.92	136,800.72	101,961.28	42.7%



Superstition Fire & Medical District Income Statement - Detail

For Fiscal: 2016-2017 Period Ending: 1/31/2017

		Original Total Budget	Current Month Actual	YTD Actual Activity	Forecasted Remaining Budget	% Budget Remaining
Equipment & Machinery						
100-50-54500-59	VIDEO EQUIPMENT (ASSET)	2,500.00	-	-	2,500.00	100.0% ●
Operating Supplies						
100-50-55160-50	FIRE CODE BOOKS & MANUALS	500.00	-	107.42	392.58	78.5% ●
100-50-55180-15	FIRE INVESTIGATION TOOLS & EQUIPMENT	200.00	-	-	200.00	100.0% ●
100-50-55260-50	FIRE PREVENTION TOOLS & EQUIPMENT	300.00	-	86.22	213.78	71.3% ●
100-50-55640-59	VIDEO EQUIPMENT, PARTS & SUPPLIES	3,500.00	24.42	995.58	2,504.42	71.6% ●
	Subtotal	4,500.00	24.42	1,189.22	3,310.78	73.6% ●
Parts & Supplies						
100-50-56740-50	FIRE PREVENTION SUPPLIES	1,000.00	-	280.89	719.11	71.9% ●
100-50-56920-08	GIS PRINTING SUPPLIES	2,000.00	-	335.00	1,665.00	83.3% ●
100-50-57640-50	SAFETY & EDUCATION PROMO MATERIALS	3,000.00	-	438.33	2,561.67	85.4% ●
	Subtotal	6,000.00	-	1,054.22	4,945.78	82.4% ●
Operating Services						
100-50-60150-50	EMERGENCY EVENT SUPPLIES	2,000.00	-	1,060.59	939.41	47.0% ●
Professional Services						
100-50-61330-50	COMM RELATIONS EMS WEEK	2,000.00	-	-	2,000.00	100.0% ●
100-50-61340-50	FIRE PREVENTION WEEK	3,500.00	-	3,299.86	200.14	5.7% ●
100-50-61370-50	COMMUNITY RELATIONS PRINTED MATERIALS	2,250.00	-	554.23	1,695.77	75.4% ●
100-50-61380-50	WATER SAFETY EVENTS	1,000.00	-	-	1,000.00	100.0% ●
100-50-62010-08	PRE-PLAN DEVELOPMENT	4,000.00	-	-	4,000.00	100.0% ●
100-50-62080-50	PROF OUTSIDE SVCS (PLAN REVIEW)	-	-	-	-	0.0% ●
	Subtotal	12,750.00	-	3,854.09	8,895.91	69.8% ●
Training Services						
100-50-64240-15	FIRE ARSON / INVESTIGATOR TRAINING	3,000.00	-	2,187.77	812.23	27.1% ●
100-50-64260-50	FIRE CODE TRAINING	1,500.00	-	371.50	1,128.50	75.2% ●
100-50-64270-50	PUB ED COMMUNITY OUTREACH TRAINING	1,750.00	-	804.50	945.50	54.0% ●
100-50-64370-15	MULTI-MEDIA TRAINING	1,700.00	-	375.00	1,325.00	77.9% ●
	Subtotal	7,950.00	-	3,738.77	4,211.23	53.0% ●
Community Services / Fire Prevention Operating Expense Total:		35,700.00	24.42	10,896.89	24,803.11	69.5% ●
TOTAL COMMUNITY SERVICES / FIRE PREVENTION		274,462.00	18,131.34	147,697.61	126,764.39	46.2% ●
GRAND TOTAL GENERAL FUND		14,623,391.89	1,027,309.12	7,427,370.36	7,196,021.53	49.2% ●
Net Financial Sources (Uses):		\$ (1,244,911.89)	\$ (628,178.02)	\$ 1,184,886.08	\$ (2,429,797.97)	
Beginning Unrestricted Fund Balance July 1, 2016		\$1,244,911.89				



Superstition Fire & Medical District Income Statement - Detail

For Fiscal: 2016-2017 Period Ending: 1/31/2017

		Original Total Budget	Current Month Actual	YTD Actual Activity	Forecasted Remaining Budget	% Budget Remaining
Fund: 150 - TRANSPORT SERVICES						
Revenue						
150-10-42100-10	ALS TRANSPORT REVENUE	3,832,857.00	207,417.33	1,122,460.90	2,710,396.10	70.7%
150-10-42110-10	BLS TRANSPORT REVENUE	224,362.00	-	-	224,362.00	100.0%
150-10-42120-10	BILLED MILEAGE REVENUE	630,573.00	-	-	630,573.00	100.0%
150-10-42125-10	TRANSPORT CUSTOMER REFUNDS	-	(2,381.73)	(10,828.07)	10,828.07	0.0%
150-10-42150-10	AHCCCS SETTLEMENTS	(318,700.00)	-	-	(318,700.00)	100.0%
150-10-42160-10	MEDICARE SETTLEMENTS	(1,289,909.00)	-	-	(1,289,909.00)	100.0%
150-10-42170-10	BAD DEBT EXPENSE	(802,092.00)	-	-	(802,092.00)	100.0%
150-10-42180-10	COLLECTIONS REVENUE	79,664.00	-	-	79,664.00	100.0%
150-10-45700-10	INVESTMENT EARNINGS	5,000.00	206.74	1,075.21	3,924.79	0.0%
150-10-45900-10	OTHER INCOME	-	-	73,000.00	(73,000.00)	0.0%
150-80-48020-02	TRANSFER IN (200 FUND)	-	-	-	-	0.0%
150-80-48100-10	TRANSFER OUT (200 FUND)	(50,000.00)	-	-	(50,000.00)	0.0%
Revenue Total:		\$ 2,311,755.00	\$ 205,242.34	\$ 1,185,708.04	1,126,046.96	48.7%
Expense						
DIVISION 10: ADMINISTRATIVE SERVICES						
Wages						
150-10-50000-10	FIRE CHIEF	24,781.00	1,906.24	14,296.80	10,484.20	42.0%
150-10-50010-10	ADMIN SERVICES STAFF	90,197.00	6,938.21	52,036.58	38,160.42	42.0%
150-10-52510-10	WAGE ALLOWANCE (CELL PHONES)	2,160.00	124.62	934.65	1,225.35	57.0%
Subtotal		117,138.00	8,969.07	67,268.03	49,869.97	43.0%
Employer Provided Benefits						
150-10-53710-10	PENSION (PSPRS)	39,179.00	3,013.73	22,602.98	16,576.02	42.0%
150-10-53760-10	PENSION (ASRS)	94,711.00	7,300.40	53,258.76	41,452.24	44.0%
150-10-53770-10	BENEFIT CONTRIBUTIONS	205,432.00	16,477.87	111,950.52	93,481.48	46.0%
150-10-53810-10	SOCIAL SECURITY	62,925.00	4,714.42	33,731.20	29,193.80	46.0%
150-10-53830-10	MEDICARE	17,920.00	1,348.44	9,553.66	8,366.34	47.0%
150-10-53860-10	INDUSTRIAL INSURANCE	23,341.00	35.61	12,732.43	10,608.57	45.0%
150-10-53910-10	MEDICAL INSURANCE	-	96.63	2,374.98	(2,374.98)	0.0%
150-10-53920-10	DENTAL INSURANCE	-	(61.87)	(7.94)	7.94	0.0%
150-10-53930-10	VISION INSURANCE	-	(2.68)	(2.68)	2.68	0.0%
150-10-53940-10	EMPLOYEE ASSISTANCE PROGRAM	2,206.00	337.94	2,234.90	(28.90)	-1.0%
150-10-53950-10	LIFE INSURANCE	1,925.00	240.50	1,722.50	202.50	11.0%
150-10-53997-10	EARNED LEAVE SEPARATION (ELSP) PROGRAM	-	-	2,484.32	(2,484.32)	0.0%
150-10-53998-10	EARNED LEAVE SEPARATION PROGRAM - FICA	-	-	182.75	(182.75)	0.0%
Subtotal		447,639.00	33,500.99	252,818.38	194,820.62	44.0%
Admin Services Compensation & Benefits Total:		564,777.00	42,470.06	320,086.41	244,690.59	43.3%
Equipment & Machinery						
150-10-54040-08	COMPUTER EQUIPMENT	2,900.00	-	173.47	2,726.53	94.0%
150-10-54280-12	OFFICE FURNITURE	-	-	-	-	0.0%
Subtotal		2,900.00	-	173.47	2,726.53	94.0%
Operating Supplies						
150-10-55060-08	COMPUTER / PRINTER SUPPLIES & MAINTENANCE	750.00	121.79	277.13	472.87	63.0%
Parts & Supplies						
150-10-55550-12	OFFICE FURNITURE & EQUIPMENT, PARTS & SUPPLIES	4,500.00	-	-	4,500.00	100.0%
150-10-55670-50	VOLUNTEER GROUP SUPPLIES	-	12.74	23.57	(23.57)	0.0%
150-10-56340-12	CLEANING SUPPLIES	750.00	477.47	1,649.56	(899.56)	-120.0%
150-10-56600-12	FACILITY MAINTENANCE	4,000.00	-	418.02	3,581.98	90.0%
150-10-56860-12	FOOD / BEVERAGES	700.00	-	-	700.00	100.0%
150-10-57100-12	OFFICE SUPPLIES	750.00	98.70	855.85	(105.85)	-14.0%
150-10-57200-12	POSTAGE / DELIVERY SERVICES	200.00	209.77	465.81	(265.81)	-133.0%
150-10-57440-12	PROFESSIONAL PUBS / SUBSCRIPTIONS	1,200.00	-	-	1,200.00	100.0%
150-10-57620-12	REWARDS / RECOGNITION / FLOWER SUPPLIES	1,000.00	50.08	50.08	949.92	95.0%
150-10-58000-12	UNIFORMS (CIVILIAN)	11,500.00	1,241.71	8,736.46	2,763.54	24.0%
Subtotal		24,600.00	2,090.47	12,199.35	12,400.65	50.0%
Facility Services						
150-10-59000-12	FACILITY RENT	6,000.00	-	3,000.00	3,000.00	50.0%
150-10-59020-12	ELECTRICITY	27,500.00	807.20	19,094.88	8,405.12	31.0%
150-10-59040-12	FACILITY PROJECTS	20,000.00	700.32	5,337.83	14,662.17	73.0%
150-10-59060-12	NATURAL GAS	1,000.00	124.58	841.94	158.06	16.0%
150-10-59100-08	PHONE	1,101.00	854.36	4,104.73	(3,003.73)	-273.0%
150-10-59160-12	WATER SOFTENER SUPPLIES	350.00	110.90	776.30	(426.30)	-122.0%
150-10-59180-12	SEWER / SEPTIC	1,500.00	163.84	709.08	790.92	53.0%
150-10-59200-12	WATER	5,000.00	333.24	3,061.76	1,938.24	39.0%
Subtotal		62,451.00	3,094.44	36,926.52	25,524.48	41.0%
Operating Services						
150-10-60100-08	CELLULAR FEES	2,280.00	-	-	2,280.00	100.0%
150-10-60180-08	COPIER MAINTENANCE & SUPPLIES	700.00	227.70	1,514.59	(814.59)	-116.0%
150-10-60230-12	DOCUMENT DISPOSAL SERVICES	-	37.78	113.34	(113.34)	0.0%
150-10-60240-12	EXTERMINATING	500.00	-	416.03	83.97	17.0%
150-10-60310-08	INTERNET	2,400.00	1,458.75	10,211.25	(7,811.25)	-325.0%
150-10-60580-12	LANDSCAPING	1,000.00	-	244.15	755.85	76.0%
150-10-60580-12	REFUSE COLLECTION	1,250.00	102.51	717.57	532.43	43.0%
150-10-60600-12	SECURITY & ALARM SYSTEMS	2,250.00	21.59	1,541.83	708.17	31.0%
150-10-60620-08	INDIVIDUAL SOFTWARE LICENSING	-	-	1,536.49	(1,536.49)	0.0%
150-10-60630-08	SYSTEM SERVER HOSTING	-	131.04	1,048.32	(1,048.32)	0.0%
150-10-60740-12	WATER & ICE (DRINKING)	1,500.00	168.30	1,077.16	422.84	28.0%
Subtotal		11,880.00	2,147.67	18,420.73	(6,540.73)	-55.0%



Superstition Fire & Medical District Income Statement - Detail

For Fiscal: 2016-2017 Period Ending: 1/31/2017

		Original Total Budget	Current Month Actual	YTD Actual Activity	Forecasted Remaining Budget	% Budget Remaining
Professional Services						
150-10-61020-12	ADMIN MEDICAL DIR - CONTRACT	15,000.00	3,750.00	7,500.00	7,500.00	50.0%
150-10-61060-12	NEW HIRE HR ADVERTISING	-	-	-	-	0.0%
150-10-61100-12	BACKGROUND / CREDIT REPORTG	3,000.00	-	497.00	2,503.00	83.0%
150-10-61160-08	CIS MAINT CONTRACT	5,500.00	-	5,075.00	425.00	8.0%
150-10-61170-08	CIS WEB HOSTING / DOMAIN CERTIFICATES	-	-	31.96	(31.96)	0.0%
150-10-61200-12	NEW HIRE HR TESTING	-	-	-	-	0.0%
150-10-61260-12	CPA AUDIT SERVICES	2,000.00	2,000.00	2,000.00	-	0.0%
150-10-61520-12	ELECTION EXPENSES	7,585.00	10,036.00	10,036.00	(2,451.00)	-32.0%
150-10-61700-12	VEHICLE / PROPERTY / LIABILITY INS	20,782.00	-	10,137.36	10,644.64	51.0%
150-10-61860-12	LEGAL SERVICES	3,000.00	5,557.50	35,416.75	(32,416.75)	-1081.0%
150-10-61920-12	MEDICAL EXAM SERVICES	3,200.00	-	-	3,200.00	100.0%
150-10-62020-12	PRINTING / PUBLISHING SERVICES	450.00	-	80.08	369.92	82.0%
150-10-62060-12	PROFESSIONAL ORGS / MEMBERSHIP	3,000.00	53.33	1,560.06	1,439.94	48.0%
150-10-62105-08	GLOBAL SOFTWARE LICENSING	12,411.00	162.32	12,249.74	161.26	1.0%
	Subtotal	75,928.00	21,559.15	84,583.95	(8,655.95)	-11.0%
Training Services						
150-10-63000-10	ADMIN FEES, BONDS & LEASES	100.00	324.00	1,304.67	(1,204.67)	-1205.0%
150-10-63120-10	GENERAL CONTINGENCY ACCOUNT	4,422.00	-	4,422.00	-	100.0%
150-10-63140-10	INTEREST & FINANCE CHARGES	4,000.00	3,722.86	3,721.14	278.86	7.0%
150-10-63150-10	FINANCIAL RESERVE	216,690.58	-	-	216,690.58	100.0%
150-10-63200-10	BILLING & COLLECTIONS FEES	116,132.00	156.41	38,950.01	77,181.99	66.0%
150-10-64020-12	ADMIN TRAINING / CONFERENCES	5,000.00	260.00	4,357.21	642.79	13.0%
150-10-64040-12	BOARD OF DIRECTORS TRAINING	-	0.72	0.72	(0.72)	0.0%
150-10-64060-12	COLLEGE TUITION REIMBURSEMENT	5,000.00	-	3,664.00	1,336.00	27.0%
150-10-64410-12	SFMD LEADERSHIP CONFERENCE	1,000.00	-	-	1,000.00	100.0%
	Subtotal	352,344.58	4,463.99	51,997.75	300,346.83	85.0%
	Administrative Services Operating Expense Total:	530,853.58	33,477.51	204,578.90	326,274.68	61.0%
	TOTAL ADMINISTRATIVE SERVICES	1,095,630.58	75,947.57	524,665.31	570,965.27	52.1%
DIVISION 20: TECHNICAL SERVICES						
Wages						
150-20-50020-10	FACILITY & FACILITIES STAFF	15,000.00	1,291.52	8,231.37	6,768.63	45.0%
	Technical Services Wages Total:	15,000.00	1,291.52	8,231.37	6,768.63	45.0%
Equipment & Machinery						
150-20-54050-20	DIAGNOSTIC SOFTWARE	400.00	-	-	400.00	100.0%
Operating Supplies						
150-20-55400-20	MECH EQUIPMENT, PARTS & SUPPLIES	100.00	-	320.13	(220.13)	-220.0%
150-20-55580-20	TIRES	6,000.00	-	1,065.22	4,934.78	82.0%
150-20-55620-20	VEHICLE PARTS	3,500.00	425.67	1,789.02	1,710.98	49.0%
	Subtotal	9,600.00	425.67	3,174.37	6,425.63	67.0%
Parts & Supplies						
150-20-56800-20	FLUIDS (ANTIFREEZE, BRAKE, TRANSMISSION)	300.00	-	-	300.00	100.0%
150-20-56880-20	FUEL - DIESEL	20,000.00	1,945.48	10,171.60	9,828.40	49.0%
150-20-56900-20	FUEL - UNLEADED	2,000.00	32.01	607.88	1,392.12	70.0%
150-20-57060-20	MISCELLANEOUS SHOP SUPPLIES	500.00	-	-	500.00	100.0%
150-20-57140-20	ENGINE OIL	1,200.00	-	-	1,200.00	100.0%
150-20-58120-20	UNIFORMS & TOWELS (TECH SRVS)	35.00	29.61	186.17	(151.17)	-432.0%
	Subtotal	24,035.00	2,007.10	10,965.65	13,069.35	54.0%
Professional Services						
150-20-61460-20	HAZARDOUS WASTE DISPOSAL	30.00	-	113.01	(83.01)	-277.0%
150-20-62140-20	REPAIR & MAINTENANCE - FLEET	11,220.00	891.95	2,141.95	9,078.05	81.0%
	Subtotal	11,250.00	891.95	2,254.96	8,995.04	80.0%
Training Services						
150-20-64470-20	TECHNICAL SERVICES TRAINING	2,000.00	-	50.00	1,950.00	98.0%
	Technical Services Operating Expense Total:	47,285.00	3,324.72	16,444.98	30,840.02	65.0%
	TOTAL TECHNICAL SERVICES	62,285.00	4,616.24	24,676.35	37,608.65	60.4%
DIVISION 30: COMMUNICATIONS SERVICES						
Operating Services						
150-30-59080-15	PHONE / E-911 COMMUNICATION CIRCUITS	2,220.00	-	923.15	1,296.85	58.0%
150-30-60020-15	800 MHZ RADIO MAINTENANCE	1,200.00	116.33	2,572.28	(1,372.28)	-114.0%
150-30-60350-08	MOBILE DATA OPERATIONS	8,760.00	325.13	2,385.59	6,374.41	73.0%
150-30-60560-15	RADIO INFO SYSTEMS MAINTENANCE	800.00	-	-	800.00	100.0%
	Subtotal	12,980.00	441.46	5,881.02	7,098.98	55.0%
Professional Services						
150-30-61440-15	DISPATCH SERVICES - MFMMD	88,813.00	12,875.33	32,623.10	56,189.90	63.0%
	TOTAL COMMUNICATIONS SERVICES	101,793.00	13,316.79	38,504.12	63,288.88	62.2%



Superstition Fire & Medical District Income Statement - Detail

For Fiscal: 2016-2017 Period Ending: 1/31/2017

		Original Total Budget	Current Month Actual	YTD Actual Activity	Forecasted Remaining Budget	% Budget Remaining
DIVISION 40: TRANSPORT SERVICES						
Wages						
150-40-50040-10	ASSISTANT CHIEFS	64,501.00	4,961.59	37,211.93	27,289.07	42.0%
150-40-50140-10	CON OPERATIONS MANAGEMENT	121,561.00	9,355.46	69,473.98	52,087.02	43.0%
150-40-51010-10	BATTALION CHIEFS	83,045.00	6,388.04	47,910.30	35,134.70	42.0%
150-40-51030-10	CAPTAINS	53,155.00	4,088.82	30,666.15	22,488.85	42.0%
150-40-51600-10	PARAMEDIC (FULL TIME)	219,840.00	15,460.87	111,429.18	108,410.82	49.0%
150-40-51650-10	EMT (FULL TIME)	149,138.00	13,566.81	92,127.01	57,010.99	38.0%
150-40-51700-10	PARAMEDIC (PART TIME)	72,576.00	6,204.00	40,017.92	32,558.08	45.0%
150-40-51750-10	EMT (PART TIME)	61,236.00	4,806.01	36,331.92	24,904.08	41.0%
150-40-51800-10	SWORN COVERAGE - WAGES	-	5,840.81	24,352.06	(24,352.06)	0.0%
	Subtotal	825,052.00	70,672.41	489,520.45	335,531.55	41.0%
OT / Other Wages						
150-40-52560-10	HOLIDAY PAY	6,360.00	1,756.40	5,239.73	1,120.27	18.0%
150-40-52740-12	REGULAR OVERTIME	279,005.00	13,563.30	106,318.80	172,686.20	62.0%
150-40-52750-12	SPECIAL OVERTIME	-	-	-	-	0.0%
150-40-53140-41	EMS TRAINING OT	1,350.00	-	-	1,350.00	100.0%
150-40-53380-41	NEW HIRE TRAINING	-	-	-	-	0.0%
	Subtotal	286,715.00	15,319.70	111,558.53	175,156.47	61.0%
Transport Services Wages Total:		1,111,767.00	85,992.11	601,078.98	510,688.02	46.0%
Equipment & Machinery						
150-40-54080-41	EMS EQUIP & MACHINERY (ASSET)	2,400.00	-	-	2,400.00	100.0%
150-40-54300-42	PHYSICAL FITNESS EQUIPMENT (ASSET)	1,263.00	-	-	1,263.00	100.0%
	Subtotal	3,663.00	-	-	3,663.00	100.0%
Operating Supplies						
150-40-55100-41	EMS PARTS & SUPPLIES	-	-	564.35	(564.35)	0.0%
150-40-55440-42	PHYSICAL FITNESS TRAINING, TOOLS & SUPPLIES	675.00	13.23	13.23	661.77	98.0%
150-40-56450-41	EMS MEDICAL SUPPLIES	100,000.00	3,171.50	48,380.24	51,619.76	52.0%
150-40-56460-41	EMS DISPOSABLES	42,000.00	6,404.37	39,309.11	2,690.89	6.0%
150-40-57000-41	IMMUNIZATION CLINIC SUPPLIES	5,000.00	-	2,855.72	2,144.28	43.0%
	Subtotal	147,675.00	9,589.10	91,122.65	56,552.35	38.0%
Operating Services						
150-40-60040-41	BIO-HAZARD WASTE	1,800.00	-	576.87	1,223.13	68.0%
150-40-60300-12	GENERATOR MAINTENANCE	50.00	-	-	50.00	100.0%
150-40-60520-12	PROPANE (GENERATOR)	1,750.00	-	38.22	1,711.78	98.0%
150-40-60700-12	TOWEL & LINEN SERVICES	2,500.00	188.03	1,164.99	1,335.01	53.0%
	Subtotal	6,100.00	188.03	1,780.08	4,319.92	71.0%
Professional Services						
150-40-61120-12	BAY DOOR MAINTENANCE	720.00	-	-	720.00	100.0%
150-40-61530-41	EMS CARDIAC MONITOR MAINT & SUPP	4,617.00	-	6,639.24	(2,022.24)	-44.0%
150-40-61650-12	INFECTION CONTROL MEDICAL EXAM SERVICE	250.00	270.00	948.00	(698.00)	-279.0%
	Subtotal	5,587.00	270.00	7,587.24	(2,000.24)	-36.0%
Training Services						
150-40-64020-41	EMS CONFERENCES	2,500.00	-	-	2,500.00	100.0%
150-40-64400-42	HEALTH, SAFETY, & WELLNESS TRNG & SUPPLIES	1,125.00	-	-	1,125.00	100.0%
	Subtotal	3,625.00	-	-	3,625.00	100.0%
Transport Services Operating Expense Total:		166,650.00	10,047.13	100,489.97	63,760.03	38.0%
TOTAL TRANSPORT OPERATIONS		1,278,417.00	96,039.24	701,568.95	574,448.05	44.9%
DIVISION 50: COMMUNITY SERVICES / FIRE PREVENTION						
Parts & Supplies						
150-50-56920-08	GIS PRINTING SUPPLIES	150.00	-	-	150.00	100.0%
150-50-56920-08	SAFETY & EDUCATION PROMOTIONAL MATERIALS	1,250.00	-	-	1,250.00	100.0%
	Subtotal	1,400.00	-	-	1,400.00	100.0%
Professional Services						
150-50-61330-50	EMS WEEK	2,000.00	-	-	2,000.00	100.0%
150-50-61370-50	COMMUNITY RELATIONS PRINTED MATERIALS	500.00	-	-	500.00	100.0%
	Subtotal	2,500.00	-	-	2,500.00	100.0%
TOTAL COMMUNITY SERVICES / FIRE PREVENTION		3,900.00	-	-	3,900.00	100.0%
GRAND TOTAL TRANSPORT SERVICES FUND		2,542,025.58	189,919.84	1,289,414.73	1,250,210.85	49.2%



Superstition Fire & Medical District Income Statement - Detail

For Fiscal: 2016-2017 Period Ending: 1/31/2017

		Original Total Budget	Current Month Actual	YTD Actual Activity	Forecasted Remaining Budget	% Budget Remaining
Fund: 200 - CAPITAL PROJECTS						
Revenue						
200-10-45700-10	INVESTMENT EARNINGS	5,000.00	1,132.31	6,888.73	(1,888.73)	-37.8%
200-10-45900-10	OTHER INCOME	-	-	-	-	0.0%
200-80-48100-04	TRANSFER OUT (400 FUND)	(2,000.00)	-	-	(2,000.00)	100.0%
200-80-48100-15	TRANSFER IN (150 FUND)	50,000.00	-	-	50,000.00	100.0%
200-90-49550-15	DISTRICT PROPERTY SALES	-	-	-	-	0.0%
	Revenue Total:	\$ 53,000.00	\$ 1,132.31	\$ 6,888.73	46,111.27	87.0%
Expense						
200-10-63150-10	FINANCIAL RESERVE	807,844.18	-	-	807,844.18	100.0%
200-70-71002-25	BUILDINGS & SYSTEMS	18,000.00	-	-	18,000.00	100.0%
200-70-72240-20	VEHICLES / GENERAL PURPOSE	303,502.00	-	128,353.63	175,148.37	57.7%
200-70-72340-20	APPARATUS EQUIPMENT	38,200.00	-	(314.65)	38,514.65	100.8%
200-70-72510-30	COMM MICROWAVE UPGRADE	57,390.00	598.00	55,536.00	1,854.00	3.2%
200-70-52515-30	COMM SYSTEM SOFTWARE	5,000.00	-	-	5,000.00	100.0%
200-70-72660-30	RADIO COMM EQUIP - PORTABLE	42,000.00	-	-	42,000.00	100.0%
200-70-72670-40	RADIO COMM EQUIP - WIRELESS	25,500.00	-	-	25,500.00	100.0%
200-70-72740-40	FIRE PROT EQUIP - SPECIALIZED	2,000.00	-	-	2,000.00	100.0%
200-70-72770-47	SCBA PACKS & BOTTLES	-	-	-	-	0.0%
200-70-72800-40	THERMAL IMAGING CAMERAS	-	-	-	-	0.0%
200-70-73420-41	EMS CAPITAL EQUIPMENT	65,000.00	-	35,866.89	29,133.11	44.8%
200-70-73515-15	COMPUTER EQUIPMENT	25,000.00	-	2,952.68	22,047.32	88.2%
200-70-73520-15	COMPUTER SOFTWARE	26,000.00	-	-	26,000.00	100.0%
200-70-73540-25	FACILITY EQUIPMENT	-	-	-	-	0.0%
200-70-73840-44	FITNESS EQUIPMENT	-	-	-	-	0.0%
	Expense Total:	\$ 1,415,436.18	\$ 598.00	\$ 222,394.55	1,193,041.63	84.3%
	Net Financial Sources (Uses):	\$ (1,362,436.18)	\$ 534.31	\$ (215,505.82)	(1,146,930.36)	
	Beginning Restricted Fund Balance July 1, 2016	\$1,362,436.18				



Superstition Fire & Medical District Income Statement - Detail

For Fiscal: 2016-2017 Period Ending: 1/31/2017

		Original Total Budget	Current Month Actual	YTD Actual Activity	Forecasted Remaining Budget	% Budget Remaining
Fund: 300 - 2006 GADA BOND FUND						
Revenue						
300-10-45700-10	INVESTMENT EARNINGS	-	-	-	-	0.0%
Revenue Total:		\$ -	\$ -	\$ -	-	0.0%
Expense						
300-70-71005-15	BUILDING & IMPROVEMENTS	-	-	-	-	0.0%
Expense Total:		-	-	-	-	0.0%
Net Financial Sources (Uses):		\$ -	\$ -	\$ -	-	
Beginning Restricted Fund Balance July 1, 2016		\$0.00				

		Original Total Budget	Current Month Actual	YTD Actual Activity	Forecasted Remaining Budget	% Budget Remaining
Fund: 400 - SPECIAL REVENUE						
Revenue						
400-10-45700-10	INVESTMENT EARNINGS	500.00	68.13	434.92	65.08	13.0%
400-10-46700-10	GRANT - FIRE PREVENTION	30,600.00	-	-	30,600.00	100.0%
400-10-46750-10	GRANT - FEMA (SHARE)	80,000.00	-	-	80,000.00	100.0%
400-10-46750-10	GRANT - OTHER	-	-	-	-	0.0%
400-10-47020-41	AED DONATIONS	10,000.00	1,600.00	3,200.00	6,800.00	68.0%
400-10-47100-41	EMS CARDIAC DONATIONS	10,000.00	-	200.00	9,800.00	98.0%
400-10-47110-41	EMS EQUIPMENT DONATIONS	-	-	-	-	0.0%
400-10-47120-50	FIRE PREVENTION / PUBLIC EDUCATION	100.00	-	23,265.00	(23,165.00)	0.0%
400-10-47130-10	GENERAL DONATIONS	2,500.00	-	2,232.00	268.00	10.7%
400-80-48020-02	TRANSFER IN (200 Fund)	2,000.00	-	-	2,000.00	100.0%
400-80-48020-10	TRANSFER IN (100 Fund)	12,000.00	-	-	12,000.00	100.0%
400-80-48100-10	TRANSFER OUT (100 Fund)	-	-	-	-	0.0%
Revenue Total:		\$ 147,700.00	\$ 1,668.13	\$ 29,331.92	118,368.08	80.1%
Expense						
400-10-63610-10	UNDESIGNATED INVESTMENT EARNINGS RES	150.00	-	-	150.00	100.0%
400-50-77250-50	AED DONATIONS - EXPENDITURES	32,446.00	2,397.65	5,714.06	26,731.94	82.4%
400-50-77260-50	EMS EQUIPMENT DONATIONS	300.00	-	-	300.00	100.0%
400-50-77270-50	FIRE PREVENTION / PUBLIC EDUCATION	3,394.00	27.37	123.47	3,270.53	96.4%
400-50-77280-50	GENERAL DONATIONS	13,611.00	-	500.00	13,111.00	96.3%
400-55-77300-10	FIRE SCIENCE SCHOLARSHIP	-	-	-	-	0.0%
400-70-77510-41	EMS CARDIAC DONATIONS	63,243.51	-	35,866.89	27,376.62	43.3%
400-70-78700-10	GRANT - FIRE PREVENTION	32,600.00	-	19,786.38	12,813.62	39.3%
400-70-79440-10	FEMA GRANT (FEDERAL SHARE)	92,000.00	-	-	92,000.00	100.0%
Expense Total:		\$ 237,744.51	\$ 2,425.02	\$ 61,990.80	175,753.71	73.9%
Net Financial Sources (Uses):		\$ (90,044.51)	\$ (756.89)	\$ (32,658.88)	(57,385.63)	
Beginning Restricted Fund Balance July 1, 2016		\$90,044.51				



Superstition Fire & Medical District Income Statement - Detail

For Fiscal: 2016-2017 Period Ending: 1/31/2017

		Original Total Budget	Current Month Actual	YTD Actual Activity	Forecasted Remaining Budget	% Budget Remaining
Fund: 450 - CCU GRANT						
Revenue						
450-10-46000-10	CCU REIMBURSEMENT PAYMENTS	393,391.00	-	159,679.39	233,711.61	59.4%
450-80-48020-10	TRANSFER IN (100 FUND)	9,950.00	-	-	9,950.00	100.0%
	Revenue Total:	\$ 403,341.00	\$ -	\$ 159,679.39	243,661.61	60.4%
Expense						
450-10-53710-10	PENSION (PSPRS)	59,224.00	1,763.91	32,260.13	26,963.87	45.5% ●
450-10-53770-10	BENEFIT CONTRIBUTIONS	34,242.00	1,187.39	18,520.50	15,721.50	45.9% ●
450-10-53830-10	MEDICARE	4,113.00	118.99	2,253.09	1,859.91	45.2% ●
450-10-53860-10	INDUSTRIAL INSURANCE	8,172.00	225.02	4,493.49	3,678.51	45.0% ●
450-10-55060-08	COMPUTER / PRINTER SUPPLIES & MAINTENANCE	100.00	-	-	100.00	100.0% ●
450-10-55550-12	OFFICE FURN & EQUIPMENT,PARTS & SUPPLIES	100.00	-	-	100.00	100.0% ●
450-10-56340-12	CLEANING SUPPLIES	-	-	205.11	(205.11)	0.0% ●
450-10-56600-12	FACILITY MAINTENANCE	100.00	-	14.45	85.55	85.6% ●
450-10-57100-12	OFFICE SUPPLIES	200.00	-	10.17	189.83	94.9% ●
450-10-58000-12	UNIFORMS (CIVILIAN)	250.00	-	351.65	(101.65)	-40.7% ●
450-10-59040-12	FACILITY PROJECTS	-	-	49.37	(49.37)	0.0% ●
450-10-60600-12	SECURITY & ALARM SYSTEMS	-	-	19.98	(19.98)	0.0% ●
450-10-60740-12	WATER & ICE (DRINKING WATER)	-	-	6.72	(6.72)	0.0% ●
450-10-61860-12	LEGAL SERVICES	-	-	287.00	(287.00)	0.0% ●
450-20-50020-10	FACILITY & FACILITIES STAFF	1,500.00	-	367.65	1,132.35	75.5% ●
450-20-55400-20	MECHANICAL EQUIPMENT PARTS & SUPPLIES	-	-	85.74	(85.74)	0.0% ●
450-20-55580-20	TIRES	1,600.00	-	-	1,600.00	100.0% ●
450-20-55620-20	VEHICLE PARTS	1,500.00	-	1,165.89	334.11	22.3% ●
450-20-56800-20	FLUIDS (ANTIFREEZE, BRAKE, TRANSMISSION)	100.00	-	-	100.00	100.0% ●
450-20-56880-20	FUEL - DIESEL	6,200.00	34.50	514.11	5,685.89	91.7% ●
450-20-57060-20	MISCELLANEOUS SHOP SUPPLIES	-	-	-	-	0.0% ●
450-20-57140-20	ENGINE OIL	100.00	-	-	100.00	100.0% ●
450-20-62140-20	REPAIR & MAINTENANCE - FLEET	1,400.00	-	-	1,400.00	100.0% ●
450-30-60350-08	MOBILE DATA OPERATIONS	675.00	55.03	385.63	289.37	42.9% ●
450-30-61440-15	DISPATCH FEES - MFMD	-	-	1,615.68	(1,615.68)	0.0% ●
450-40-51030-10	CAPTAINS	276,937.00	7,614.13	147,018.60	129,918.40	46.9% ●
450-40-52540-10	FLSA HALFTIME	3,454.00	-	1,090.35	2,363.65	68.4% ●
450-40-52560-10	HOLIDAY PAY	3,249.00	833.77	3,112.85	136.15	4.2% ●
450-40-52740-12	SHIFT OVERTIME	-	-	6,139.67	(6,139.67)	0.0% ●
450-40-56450-41	EMS MEDICAL SUPPLIES	-	-	-	-	0.0% ●
450-40-60040-41	BIO-HAZARD WASTE	50.00	-	-	50.00	100.0% ●
450-40-61530-41	EMS CARDIAC MONITOR MAINT & SUPPLIES	-	-	-	-	0.0% ●
450-40-60700-12	TOWEL & LINEN SERVICES	75.00	-	-	75.00	100.0% ●
	Expense Total:	\$ 403,341.00	\$ 11,832.74	\$ 219,967.83	183,373.17	45.5% ●
Net Financial Sources (Uses):		\$ -	\$ (11,832.74)	\$ (60,288.44)	\$ 60,288.44	
Beginning Restricted Fund Balance July 1, 2016		\$0.00				



Superstition Fire & Medical District Income Statement - Detail

For Fiscal: 2016-2017 Period Ending: 1/31/2017

		Original Total Budget	Current Month Actual	YTD Actual Activity	Forecasted Remaining Budget	% Budget Remaining
Fund: 500 - DEBT RETIREMENT PRINCIPAL						
Revenue						
500-10-41000-10	REAL & SECURED PROPERTY TAXES	422,368.00	10,835.43	273,493.09	148,874.91	35.2%
500-10-41050-10	UNSECURED PERS PROPERTY TAXES	34,760.00	1,115.06	28,145.43	6,614.57	19.0%
500-10-41200-10	SRP CONTRIBUTIONS	14,461.00	-	7,228.26	7,232.74	50.0%
500-10-45700-10	INVESTMENT EARNINGS	1,600.00	196.33	1,178.16	421.84	26.4%
Revenue Total:		\$ 473,189.00	\$ 12,146.82	\$ 310,044.94	\$ 163,144.06	34.5%
Expense						
500-10-63150-10	FINANCIAL RESERVE	86,141.14	-	0.99	86,140.15	100.0%
500-60-70500-10	DEBT SERVICE EXPENDITURE - PRINCIPAL	870,000.00	-	-	870,000.00	100.0%
Expense Total:		956,141.14	-	0.99	956,140.15	100.0%
Net Financial Sources (Uses):		(482,952.14)	12,146.82	310,043.95	(792,996.09)	
Beginning Restricted Fund Balance July 1, 2016		\$482,952.14				

		Original Total Budget	Current Month Actual	YTD Actual Activity	Forecasted Remaining Budget	% Budget Remaining
Fund: 600 - DEBT RETIREMENT INTEREST						
Revenue						
600-10-41000-10	REAL & SECURED PROPERTY TAXES	295,168.00	7,508.13	188,697.81	106,470.19	36.1%
600-10-41050-10	UNSECURED PERS PROPERTY TAXES	24,292.00	785.10	19,483.41	4,808.59	19.8%
600-10-41200-10	SRP CONTRIBUTIONS	10,106.00	-	4,977.48	5,128.52	50.7%
600-10-45700-10	INVESTMENT EARNINGS	800.00	122.40	591.83	208.17	26.0%
Revenue Total:		\$ 330,366.00	\$ 8,415.63	\$ 213,750.53	\$ 116,615.47	35.3%
Expense						
600-10-63150-10	FINANCIAL RESERVE	63,855.17	-	0.75	63,854.42	100.0%
600-60-70550-10	DEBT SERVICE EXPENDITURE - INTEREST	475,569.00	-	155,512.50	320,056.50	67.3%
Expense Total:		\$ 539,424.17	\$ -	\$ 155,513.25	\$ 383,910.92	71.2%
Net Financial Sources (Uses):		\$ (209,058.17)	\$ 8,415.63	\$ 58,237.28	\$ (267,295.45)	
Beginning Restricted Fund Balance July 1, 2016		\$209,058.17				



Pinal County Treasurer

Monthly Statement

Date Range: 1/1/2017 to 1/31/2017

Account	Period	YTD		
6116421001	Superstition Fire & Medical District			
Begin Balance:	2,973,344.91	1,453,650.24		
Income:	390,303.91	9,219,756.55		
LOC Advance:	.00	654,811.38		
Expense:	(997,860.28)	(8,307,618.25)	LOC:	.00
LOC Payments:	.00	(654,811.38)	Warrants Outstanding:	(180,037.01)
Cash Balance:	2,365,788.54	2,365,788.54	End:	2,185,751.53

Monthly Statement Summary

Source Code	Description	MTDAmount	YTDAmount
6116421001	Superstition Fire & Medical District	Beginning Balance:	2,973,344.91
			1,453,650.24
11100.2011	2011 Real Estate Taxes	799.92	1,064.78
11100.2012	2012 Real Estate Taxes	5.78	40.52
11100.2013	2013 Real Estate Taxes	.00	(215.37)
11100.2014	2014 Real Estate Taxes	(.01)	(228.32)
11100.2015	2015 Real Estate Taxes	10,701.51	117,225.58
11100.2016	2016 Real Estate Taxes	259,138.16	6,707,703.19
12100.2007	2007 Personal Property Taxes	.00	75.19
12100.2009	2009 Personal Property Taxes	.00	18.93
12100.2010	2010 Personal Property Taxes	.00	110.80
12100.2011	2011 Personal Property Taxes	13.35	355.76
12100.2012	2012 Personal Property Taxes	382.87	1,034.22
12100.2013	2013 Personal Property Taxes	433.45	1,837.18
12100.2014	2014 Personal Property Taxes	577.42	3,369.42
12100.2015	2015 Personal Property Taxes	1,682.25	14,500.27
12100.2016	2016 Personal Property Taxes	24,797.93	681,496.96
14100.0	Salt River Contribution	.00	180,316.76
15130.0	Contributions Fire Assistance	8,435.92	358,186.97
15150.0	Maricopa County Tax Collection	456.49	11,747.02
21100.41	Wells Fargo Repo Investment Interest	259.34	872.89
21100.43	Wells Fargo Trust Investment Interest	14.03	42.01
21100.46	Wells Fargo Investment Investment Interest	378.33	2,841.82
21100.70	Vining Sparks Investment Interest	406.08	2,171.39
21100.80	Stifel Nicolaus & Company Investment Interest	381.07	903.10
21100.99	SCV UHS Refunding Bond Investment Interest	.00	4.64
73160.0	Deposits	81,440.02	477,797.37
73750.0	Revenue Transfer	.00	1,672.09
76100.0	Line of Credit Advance	.00	654,811.38
90400.0	Refund Interest	.00	(25.22)
90930.0	Warrants Redeemed	(400,721.22)	(3,165,920.94)
91010.0	Line of Credit Payments	.00	(654,811.38)
91020.0	Line of Credit Interest Payment	.00	(551.51)
91220.0	Disbursed by County Treasurer	(597,089.06)	(4,485,934.20)

91280.0	Outgoing Wire Fee	(40.00)	(300.00)
91290.0	Outgoing Wire Surcharge	(10.00)	(75.00)

Ending Balance: 2,365,788.54 2,365,788.54

Monthly Statement Detail				
Date	Notes	Doc #	Amount	C/D
6116421001 Superstition Fire & Medical District			Beginning Balance: 2,973,344.91	
11100.2011 2011 Real Estate Taxes			Source Code Total: 799.92	
01/23	Tax Distribution	0	799.92	C
11100.2012 2012 Real Estate Taxes			Source Code Total: 5.78	
01/05	Tax Distribution	0	5.78	C
11100.2014 2014 Real Estate Taxes			Source Code Total: (.01)	
01/30	Tax Distribution	0	(.01)	C
11100.2015 2015 Real Estate Taxes			Source Code Total: 10,701.51	
01/03	Tax Distribution	0	103.47	C
01/03	Tax Distribution	0	88.91	C
01/04	Tax Distribution	0	1,934.45	C
01/04	Tax Distribution	0	544.03	C
01/04	Tax Distribution	0	424.43	C
01/05	Tax Distribution	0	118.57	C
01/06	Tax Distribution	0	711.83	C
01/06	Tax Distribution	0	58.93	C
01/09	Tax Distribution	0	7.15	C
01/09	Tax Distribution	0	100.75	C
01/11	Tax Distribution	0	176.12	C
01/11	Tax Distribution	0	88.83	C
01/11	Tax Distribution	0	53.80	C
01/12	Tax Distribution	0	240.04	C
01/13	Tax Distribution	0	211.60	C
01/17	Tax Distribution	0	175.71	C
01/18	Tax Distribution	0	8.92	C
01/18	Tax Distribution	0	161.71	C
01/18	Tax Distribution	0	106.60	C
01/18	Tax Distribution	0	132.53	C
01/19	Tax Distribution	0	383.06	C
01/20	Tax Distribution	0	177.93	C
01/20	Tax Distribution	0	191.65	C
01/23	Tax Distribution	0	697.80	C
01/23	Tax Distribution	0	410.88	C
01/23	Tax Distribution	0	179.09	C
01/24	Tax Distribution	0	12.56	C
01/24	Tax Distribution	0	566.42	C
01/25	Tax Distribution	0	414.80	C
01/25	Tax Distribution	0	375.50	C
01/25	Tax Distribution	0	205.75	C
01/26	Tax Distribution	0	163.24	C
01/27	Tax Distribution	0	3.96	C
01/27	Tax Distribution	0	177.76	C
01/30	Tax Distribution	0	240.84	C
01/30	Tax Distribution	0	127.33	C
01/30	Tax Distribution	0	1.56	C
01/30	Tax Distribution	0	818.99	C
01/31	Tax Distribution	0	104.01	C
11100.2016 2016 Real Estate Taxes			Source Code Total: 259,138.16	
01/03	Tax Distribution	0	9,936.58	C
01/03	Tax Distribution	0	(52.49)	C
01/03	Tax Distribution	0	8,462.05	C
01/03	Tax Distribution	0	5,349.13	C
01/04	Tax Distribution	0	7,348.16	C

01/04	Tax Distribution	0	8,458.62	C
01/04	Tax Distribution	0	26,108.90	C
01/04	Tax Distribution	0	4,576.48	C
01/04	Tax Distribution	0	43,810.38	C
01/04	Tax Distribution	0	2,368.96	C
01/05	Tax Distribution	0	25,778.46	C
01/05	Tax Distribution	0	1,104.77	C
01/05	Tax Distribution	0	8,869.76	C
01/06	Tax Distribution	0	19,774.04	C
01/06	Tax Distribution	0	162.04	C
01/06	Tax Distribution	0	10,176.72	C
01/06	Tax Distribution	0	2,993.06	C
01/09	Tax Distribution	0	2,121.60	C
01/09	Tax Distribution	0	327.32	C
01/09	Tax Distribution	0	1,976.92	C
01/09	Tax Distribution	0	817.75	C
01/10	Tax Distribution	0	2,062.45	C
01/10	Tax Distribution	0	6,462.49	C
01/10	Tax Distribution	0	1,490.01	C
01/10	Tax Distribution	0	3,258.47	C
01/11	Tax Distribution	0	(404.41)	C
01/11	Tax Distribution	0	1,253.40	C
01/11	Tax Distribution	0	2,206.21	C
01/11	Tax Distribution	0	145.27	C
01/11	Tax Distribution	0	1,281.16	C
01/11	Tax Distribution	0	314.98	C
01/12	Tax Distribution	0	(455.75)	C
01/12	Tax Distribution	0	456.07	C
01/12	Tax Distribution	0	870.64	C
01/12	Tax Distribution	0	140.41	C
01/12	Tax Distribution	0	574.07	C
01/13	Tax Distribution	0	(346.56)	C
01/13	Tax Distribution	0	958.92	C
01/13	Tax Distribution	0	764.08	C
01/13	Tax Distribution	0	202.59	C
01/13	Tax Distribution	0	78.20	C
01/17	Tax Distribution	0	1,776.08	C
01/17	Tax Distribution	0	753.82	C
01/17	Tax Distribution	0	5,549.61	C
01/18	Tax Distribution	0	708.15	C
01/18	Tax Distribution	0	867.67	C
01/18	Tax Distribution	0	913.37	C
01/18	Tax Distribution	0	2,627.09	C
01/19	Tax Distribution	0	516.37	C
01/19	Tax Distribution	0	1,271.54	C
01/20	Tax Distribution	0	1,092.39	C
01/20	Tax Distribution	0	480.88	C
01/20	Tax Distribution	0	204.39	C
01/23	Tax Distribution	0	3,137.72	C
01/23	Tax Distribution	0	3,136.62	C
01/23	Tax Distribution	0	274.61	C
01/24	Tax Distribution	0	627.30	C
01/24	Tax Distribution	0	1,605.59	C
01/24	Tax Distribution	0	45.10	C
01/25	Tax Distribution	0	259.76	C
01/25	Tax Distribution	0	2,401.66	C
01/25	Tax Distribution	0	554.84	C
01/25	Tax Distribution	0	390.74	C
01/25	Tax Distribution	0	1,177.74	C

01/26	Tax Distribution	0	731.86	C
01/26	Tax Distribution	0	1,020.25	C
01/26	Tax Distribution	0	1,179.57	C
01/27	Tax Distribution	0	1,907.15	C
01/27	Tax Distribution	0	283.33	C
01/27	Tax Distribution	0	5,716.13	C
01/27	Tax Distribution	0	513.66	C
01/30	Tax Distribution	0	171.09	C
01/30	Tax Distribution	0	967.37	C
01/30	Tax Distribution	0	594.79	C
01/30	Tax Distribution	0	638.99	C
01/31	Tax Distribution	0	956.48	C
01/31	Tax Distribution	0	2,302.54	C
12100.2011 2011 Personal Property Taxes			Source Code Total:	13.35
01/04	Tax Distribution	0	8.25	C
01/04	Tax Distribution	0	5.10	C
12100.2012 2012 Personal Property Taxes			Source Code Total:	382.87
01/09	Tax Distribution	0	131.51	C
01/17	Tax Distribution	0	88.36	C
01/19	Tax Distribution	0	8.84	C
01/20	Tax Distribution	0	154.16	C
12100.2013 2013 Personal Property Taxes			Source Code Total:	433.45
01/04	Tax Distribution	0	6.73	C
01/09	Tax Distribution	0	139.82	C
01/11	Tax Distribution	0	5.29	C
01/17	Tax Distribution	0	100.92	C
01/19	Tax Distribution	0	10.25	C
01/20	Tax Distribution	0	163.92	C
01/27	Tax Distribution	0	6.52	C
12100.2014 2014 Personal Property Taxes			Source Code Total:	577.42
01/04	Tax Distribution	0	39.78	C
01/09	Tax Distribution	0	131.62	C
01/13	Tax Distribution	0	21.27	C
01/17	Tax Distribution	0	108.96	C
01/18	Tax Distribution	0	15.04	C
01/20	Tax Distribution	0	188.89	C
01/23	Tax Distribution	0	42.00	C
01/25	Tax Distribution	0	29.86	C
12100.2015 2015 Personal Property Taxes			Source Code Total:	1,682.25
01/03	Tax Distribution	0	(1.39)	C
01/03	Tax Distribution	0	12.91	C
01/04	Tax Distribution	0	19.05	C
01/04	Tax Distribution	0	31.45	C
01/04	Tax Distribution	0	1.05	C
01/04	Tax Distribution	0	7.93	C
01/05	Tax Distribution	0	148.58	C
01/06	Tax Distribution	0	8.89	C
01/06	Tax Distribution	0	4.46	C
01/06	Tax Distribution	0	14.91	C
01/09	Tax Distribution	0	17.87	C
01/09	Tax Distribution	0	129.68	C
01/10	Tax Distribution	0	101.06	C
01/11	Tax Distribution	0	54.08	C
01/11	Tax Distribution	0	38.60	C
01/12	Tax Distribution	0	12.44	C
01/12	Tax Distribution	0	41.82	C
01/12	Tax Distribution	0	32.67	C
01/13	Tax Distribution	0	.21	C
01/13	Tax Distribution	0	47.76	C

01/17	Tax Distribution	0	13.71	C
01/17	Tax Distribution	0	108.96	C
01/18	Tax Distribution	0	39.39	C
01/18	Tax Distribution	0	126.20	C
01/20	Tax Distribution	0	203.54	C
01/23	Tax Distribution	0	254.85	C
01/23	Tax Distribution	0	50.91	C
01/25	Tax Distribution	0	42.37	C
01/25	Tax Distribution	0	29.87	C
01/25	Tax Distribution	0	27.13	C
01/30	Tax Distribution	0	50.37	C
01/30	Tax Distribution	0	10.92	C
12100.2016 2016 Personal Property Taxes			Source Code Total: 24,797.93	
01/03	Tax Distribution	0	1,101.29	C
01/03	Tax Distribution	0	(243.31)	C
01/03	Tax Distribution	0	624.20	C
01/03	Tax Distribution	0	79.27	C
01/04	Tax Distribution	0	434.25	C
01/04	Tax Distribution	0	266.06	C
01/04	Tax Distribution	0	2,714.00	C
01/04	Tax Distribution	0	972.80	C
01/04	Tax Distribution	0	1,188.67	C
01/04	Tax Distribution	0	347.28	C
01/05	Tax Distribution	0	2,737.53	C
01/05	Tax Distribution	0	108.29	C
01/05	Tax Distribution	0	1,652.53	C
01/06	Tax Distribution	0	(34.89)	C
01/06	Tax Distribution	0	762.08	C
01/06	Tax Distribution	0	396.21	C
01/06	Tax Distribution	0	516.89	C
01/06	Tax Distribution	0	282.84	C
01/09	Tax Distribution	0	1.07	C
01/09	Tax Distribution	0	144.54	C
01/09	Tax Distribution	0	355.54	C
01/09	Tax Distribution	0	249.86	C
01/10	Tax Distribution	0	43.68	C
01/10	Tax Distribution	0	320.37	C
01/10	Tax Distribution	0	295.78	C
01/10	Tax Distribution	0	531.33	C
01/11	Tax Distribution	0	48.21	C
01/11	Tax Distribution	0	328.24	C
01/11	Tax Distribution	0	187.25	C
01/11	Tax Distribution	0	279.71	C
01/11	Tax Distribution	0	15.43	C
01/12	Tax Distribution	0	239.48	C
01/12	Tax Distribution	0	41.83	C
01/12	Tax Distribution	0	232.50	C
01/12	Tax Distribution	0	169.60	C
01/13	Tax Distribution	0	239.06	C
01/13	Tax Distribution	0	314.95	C
01/13	Tax Distribution	0	5.40	C
01/13	Tax Distribution	0	24.48	C
01/17	Tax Distribution	0	79.76	C
01/17	Tax Distribution	0	298.31	C
01/17	Tax Distribution	0	486.07	C
01/18	Tax Distribution	0	107.36	C
01/18	Tax Distribution	0	208.89	C
01/18	Tax Distribution	0	495.66	C
01/18	Tax Distribution	0	97.40	C

01/19	Tax Distribution	0	54.72	C
01/19	Tax Distribution	0	97.12	C
01/20	Tax Distribution	0	520.16	C
01/20	Tax Distribution	0	219.27	C
01/20	Tax Distribution	0	292.03	C
01/20	Tax Distribution	0	210.60	C
01/23	Tax Distribution	0	549.13	C
01/23	Tax Distribution	0	423.50	C
01/23	Tax Distribution	0	29.08	C
01/24	Tax Distribution	0	356.19	C
01/25	Tax Distribution	0	614.54	C
01/25	Tax Distribution	0	114.72	C
01/26	Tax Distribution	0	291.70	C
01/26	Tax Distribution	0	46.59	C
01/27	Tax Distribution	0	31.02	C
01/27	Tax Distribution	0	37.03	C
01/27	Tax Distribution	0	148.99	C
01/30	Tax Distribution	0	448.87	C
01/30	Tax Distribution	0	82.03	C
01/30	Tax Distribution	0	209.19	C
01/31	Tax Distribution	0	17.76	C
01/31	Tax Distribution	0	255.94	C
15130.0 Contributions Fire Assistance			Source Code Total: 8,435.92	
01/03	Fire District Assistance Tax 0.287300	0	1,335.76	C
01/04	Fire District Assistance Tax 0.287300	0	2,325.88	C
01/05	Fire District Assistance Tax 0.287300	0	1,066.49	C
01/06	Fire District Assistance Tax 0.287300	0	739.46	C
01/09	Fire District Assistance Tax 0.287300	0	146.32	C
01/10	Fire District Assistance Tax 0.287300	0	461.18	C
01/11	Fire District Assistance Tax 0.287300	0	193.47	C
01/12	Fire District Assistance Tax 0.287300	0	134.77	C
01/13	Fire District Assistance Tax 0.287300	0	122.20	C
01/17	Fire District Assistance Tax 0.287300	0	203.93	C
01/18	Fire District Assistance Tax 0.287300	0	179.72	C
01/19	Fire District Assistance Tax 0.287300	0	150.26	C
01/20	Fire District Assistance Tax 0.287300	0	237.52	C
01/23	Fire District Assistance Tax 0.287300	0	318.92	C
01/24	Fire District Assistance Tax 0.287300	0	82.55	C
01/25	Fire District Assistance Tax 0.287300	0	174.81	C
01/26	Fire District Assistance Tax 0.287300	0	104.50	C
01/27	Fire District Assistance Tax 0.287300	0	207.41	C
01/30	Fire District Assistance Tax 0.287300	0	211.52	C
01/31	Fire District Assistance Tax 0.287300	0	39.25	C
15150.0 Maricopa County Tax Collection			Source Code Total: 456.49	
01/13	Superstition Fire Proceeds from Maricopa Co Wired	0	456.49	C
21100.41 Wells Fargo Repo Investment Interest			Source Code Total: 259.34	
01/03	Investment Interest	0	259.34	C
21100.43 Wells Fargo Trust Investment Interest			Source Code Total: 14.03	
01/04	Investment Interest	0	14.03	C
21100.46 Wells Fargo Investment Investment Interest			Source Code Total: 378.33	
01/09	Investment Interest	0	8.14	C
01/09	Investment Interest	0	11.59	C
01/13	Investment Interest	0	62.99	C
01/17	Investment Interest	0	10.42	C
01/17	Investment Interest	0	10.08	C
01/23	Investment Interest	0	9.29	C
01/23	Investment Interest	0	6.85	C
01/26	Investment Interest	0	111.06	C
01/30	Investment Interest	0	147.91	C

21100.70 Vining Sparks Investment Interest			Source Code Total: 406.08	
01/06	Investment Interest	0	145.15	C
01/17	Investment Interest	0	118.69	C
01/27	Investment Interest	0	86.33	C
01/27	Investment Interest	0	55.91	C
21100.80 Stifel Nicolaus & Company Investment Interest			Source Code Total: 381.07	
01/13	Investment Interest	0	92.22	C
01/26	Investment Interest	0	116.62	C
01/30	Investment Interest	0	172.23	C
73160.0 Deposits			Source Code Total: 81,440.02	
01/11	100.10.43500.41 T Crawford/inv 3908/CASH D	0	50.00	C
01/11	100.10.43500.41 D Kennedy/inv 3907/CASH E	0	25.00	C
01/11	100.10.43500.41 S Gereg/inv 3914/CASH F	0	3.00	C
01/11	100.10.43500.41 P Gomez/inv 3915/ck 1352	0	24.00	C
01/11	100.10.43500.41 S Austin/inv 3912/ck 4800	0	25.00	C
01/11	100.10.43500.41 K Gableman/inv 3913/ck 362	0	35.00	C
01/11	100.10.43500.41 N McMaster/inv 3910/ck 146	0	50.00	C
01/11	100.10.43200.20 ARISLD/inv 3917/ck 218052417	0	77,902.95	C
01/11	100.10.53965.12 PSPRS/inv 3860/ck 205573	0	406.26	C
01/11	100.10.53965.12 KEVIJO/inv 3899/ck 629002927	0	756.45	C
01/11	100.10.45900.10 Superstition Mtn His/3868/8389	0	2,059.36	C
01/11	WIRED MONEY TO GENERAL FUND	0	50.00	C
01/11	100.10.43500.41 S Kondrat/inv 3909/CASH A	0	25.00	C
01/11	100.10.43500.41 J McNeil/inv 3911/CASH B	0	25.00	C
01/11	100.10.43500.41 B Tavares/inv 3904/CASH C	0	3.00	C
90930.0 Warrants Redeemed			Source Code Total: (400,721.22)	
01/03	Paid Warrants	0	(6,532.63)	D
01/04	Paid Warrants	0	(17,842.01)	D
01/05	Paid Warrants	0	(84,066.71)	D
01/06	Paid Warrants	0	(1,725.00)	D
01/09	Paid Warrants	0	(6,242.51)	D
01/10	Paid Warrants	0	(12,652.88)	D
01/11	Paid Warrants	0	(84,431.73)	D
01/12	Paid Warrants	0	(5,403.83)	D
01/13	Paid Warrants	0	(5,896.58)	D
01/17	Paid Warrants	0	(1,372.72)	D
01/18	Paid Warrants	0	(6,271.37)	D
01/19	Paid Warrants	0	(99,379.77)	D
01/20	Paid Warrants	0	(4,977.24)	D
01/23	Paid Warrants	0	(7,481.00)	D
01/24	Paid Warrants	0	(1,697.51)	D
01/25	Paid Warrants	0	(4,261.74)	D
01/26	Paid Warrants	0	(4,008.92)	D
01/27	Paid Warrants	0	(31,997.96)	D
01/30	Paid Warrants	0	(1,310.50)	D
01/31	Paid Warrants	0	(13,168.61)	D
91220.0 Disbursed by County Treasurer			Source Code Total: (597,089.06)	
01/11	FIRE EMPLOYEE PAYROLL DIRECT DEPOSIT	0	(203,459.64)	D
01/11	FIRE DISTRICT FEDERAL & STATE P/R TAXES	0	(50,232.46)	D
01/11	FIRE DISTRICT 457, UNION DUES, PAC	0	(39,240.38)	D
01/25	FIRE EMPLOYEES PAYROLL DIRECT DEPOSIT	0	(220,006.68)	D
01/25	FIRE DISTRICT FEDERAL & STATE P/R TAXES	0	(53,736.64)	D
01/25	FIRE DISTRICT 457, UNION DUES, PAC	0	(30,413.26)	D
91280.0 Outgoing Wire Fee			Source Code Total: (40.00)	
01/11	WIRE TRANSFER CHG P/R	0	(20.00)	D
01/25	WIRE TRANSFER CHG P/R	0	(20.00)	D
91290.0 Outgoing Wire Surcharge			Source Code Total: (10.00)	
01/11	WIRE TRANSFER CHG P/R	0	(5.00)	D
01/25	WIRE TRANSFER CHG P/R	0	(5.00)	D

Warrant Detail

Payee Name	Warrant	Amount	Issue Dt	Status Dt	Voucher
6116421001 Superstition Fire & Medical District					Account Total: 580,758.23
Fund: 1102					Fund Total: 271,507.82
Status: OUTS					Status Total: 72,457.92
ARI CENTER FOR FIRE SERV EXCEL	1102024782	50.00	01/13/16	01/13/16	
DAN ELLIOT	1102025554	110.00	08/24/16	08/24/16	
DAN ELLIOT	1102025800	385.00	11/16/16	11/16/16	
APACHE JUNCTION UNIFIED	1102025908	5,905.75	12/14/16	12/14/16	
GOVERNMENT FINANCE	1102026000	106.67	01/11/17	01/11/17	
INDEPENDENT NEWSPAPERS INC	1102026002	75.00	01/11/17	01/11/17	
AFLAC	1102026019	5,441.42	01/25/17	01/25/17	
WATER UTILITIES COMM FD DBA	1102026020	272.95	01/25/17	01/25/17	
APACHE TRAIL AUTO SUPPLY, LLC	1102026021	663.04	01/25/17	01/25/17	
ARIZONA WATER COMPANY, INC.	1102026022	284.70	01/25/17	01/25/17	
ARIZONA FIRE SRVC MECH ASSOC	1102026023	240.00	01/25/17	01/25/17	
CITY OF MESA	1102026026	232.67	01/25/17	01/25/17	
CYMA SYSTEMS INC	1102026027	258.63	01/25/17	01/25/17	
DUPUIS, ALEX	1102026029	2,600.00	01/25/17	01/25/17	
FLEETPRIDE, INC	1102026030	146.23	01/25/17	01/25/17	
CSC ELECTRICAL CONTRACTOR, LLC	1102026031	1,359.01	01/25/17	01/25/17	
FRONTIER SHOP SUPPLIES, INC	1102026033	285.49	01/25/17	01/25/17	
GALLOWAY ASSET MANAGEMENT, LLC	1102026034	900.00	01/25/17	01/25/17	
LIBERTY WATER COMPANY, INC.	1102026035	173.24	01/25/17	01/25/17	
HEALTH EQUITY, INC	1102026036	158.00	01/25/17	01/25/17	
HENRY & HORNE, LLP	1102026037	14,000.00	01/25/17	01/25/17	
ROBERT HORNE FORD	1102026038	160.40	01/25/17	01/25/17	
HUGHES FIRE EQUIPMENT, INC.	1102026039	1,154.16	01/25/17	01/25/17	
LANDS'END, INC	1102026040	134.87	01/25/17	01/25/17	
L.N. CURTIS & SONS	1102026041	285.04	01/25/17	01/25/17	
PINAL COUNTY RECORDER'S OFFICE	1102026043	20,072.00	01/25/17	01/25/17	
CADWELL IRREVOCABLE TRUST III	1102026044	262.08	01/25/17	01/25/17	
MATLICK ENTERPRISES INC DBA	1102026049	14,033.84	01/25/17	01/25/17	
WAXIE'S ENTERPRISES, INC	1102026051	744.31	01/25/17	01/25/17	
WELLS FARGO BARNK, N.A.	1102026052	555.45	01/25/17	01/25/17	
BRIAN A WHITE	1102026053	311.60	01/25/17	01/25/17	
POWER ACQUISITION, LLC.	1102026054	1,096.37	01/25/17	01/25/17	
Status: PAID					Status Total: 199,049.90
APACHE JUNCTION UNIFIED	1102025786	3,768.23	11/16/16	01/03/17	
ERIC T. ELLSWORTH	1102025846	385.00	11/29/16	01/13/17	
PINAL COUNTY RECORDER'S OFFICE	1102025863	24.00	11/29/16	01/26/17	
AZ FIRE & BURN EDUC. ASSOC.	1102025921	35.00	12/21/16	01/05/17	
AFLAC	1102025922	8,682.84	12/21/16	01/04/17	
DAVID DELP DBA	1102025923	244.41	12/21/16	01/04/17	
AMERIGAS PROPANE LP	1102025924	32.76	12/21/16	01/10/17	
ARIZONA WATER COMPANY, INC.	1102025928	286.10	12/21/16	01/03/17	
CITY OF MESA	1102025935	244.67	12/21/16	01/03/17	
TOM DOUBT	1102025937	54.60	12/21/16	01/12/17	
FIRST CHOICE AUTO GLASS, INC.	1102025938	931.88	12/21/16	01/17/17	
JANE GEHRT	1102025941	99.47	12/21/16	01/09/17	
HEALTH EQUITY, INC	1102025942	158.00	12/21/16	01/03/17	
RV STRIPES & GRAPHICS, INC.	1102025947	598.50	12/21/16	01/04/17	
TECHSAVVY SOLUTIONS GROUP	1102025949	66.00	12/21/16	01/03/17	
POWER ACQUISITION, LLC.	1102025952	1,546.63	12/21/16	01/03/17	
AETNA BEHAVIORAL HEALTH, LLC	1102025953	791.04	01/04/17	01/11/17	
ALLIED WASTE TRANS, INC.	1102025954	81.17	01/04/17	01/13/17	
WATER UTILITIES COMM FD DBA	1102025955	31.13	01/04/17	01/13/17	
APACHE TRAIL AUTO SUPPLY, LLC	1102025956	799.76	01/04/17	01/11/17	
ARIZONA WATER COMPANY, INC.	1102025957	583.17	01/04/17	01/12/17	
ARIZONAWATERCONDITIONING DBA	1102025958	440.84	01/04/17	01/17/17	
BOUND TREE MEDICAL LLC	1102025959	949.65	01/04/17	01/10/17	

COOKSON DOOR SALES OF AZ, INC	1102025960	508.65	01/04/17	01/11/17
CREATIVE COMMUNICATIONS, INC.	1102025961	325.94	01/04/17	01/10/17
MICHAEL J FACE, DBA	1102025962	456.50	01/04/17	01/23/17
TOM DOUBT	1102025963	28.14	01/04/17	01/12/17
EMPLOYERS DENTAL SERVICES, INC	1102025964	5,087.56	01/04/17	01/10/17
EMPIRE SOUTHWEST, LLC	1102025965	194.49	01/04/17	01/11/17
MIKE FARBER	1102025966	1,344.00	01/04/17	01/10/17
FLEETPRIDE, INC	1102025967	258.97	01/04/17	01/11/17
FRONTIER SHOP SUPPLIES, INC	1102025968	20.53	01/04/17	01/12/17
GINCO PLUMBING LLC	1102025969	458.19	01/04/17	01/13/17
WEX BANK DBA	1102025970	1,241.78	01/04/17	01/12/17
LIBERTY WATER COMPANY, INC.	1102025971	44.62	01/04/17	01/11/17
LIBERTY WATER COMPANY, INC.	1102025972	90.99	01/04/17	01/11/17
ROBERT HORNE FORD	1102025973	591.28	01/04/17	01/13/17
HUGHES FIRE EQUIPMENT, INC.	1102025974	2,312.14	01/04/17	01/11/17
L.N. CURTIS & SONS	1102025975	1,814.72	01/04/17	01/11/17
MARICOPA COUNTY ELECTIONS DEPT	1102025976	27.00	01/04/17	01/12/17
MEDIACOM	1102025977	4,592.25	01/04/17	01/10/17
MEDIACOM	1102025978	320.72	01/04/17	01/10/17
MESA DISCOUNT, INC	1102025979	2,016.59	01/04/17	01/12/17
RYAN PHILLIPS	1102025980	385.00	01/04/17	01/18/17
RYAN RODRIQUEZ	1102025981	557.60	01/04/17	01/09/17
SALT RIVER PROJECT	1102025982	3,255.87	01/04/17	01/11/17
GARY A. SMITH, MD, PLLC	1102025983	7,500.00	01/04/17	01/11/17
SOUTHWEST GAS CORPORATION	1102025984	284.61	01/04/17	01/11/17
STANDARD INSURANCE COMPANY	1102025985	4,349.81	01/04/17	01/13/17
TIGER MECHANICAL SERVICES LLC	1102025986	194.12	01/04/17	01/19/17
UNITED HEALTHCARE INSURANCE CO	1102025987	66,242.54	01/04/17	01/11/17
UNITED STATES POSTAL SERVICE	1102025988	333.33	01/04/17	01/11/17
VISION SERVICE PLAN	1102025989	812.26	01/04/17	01/19/17
WAXIE'S ENTERPRISES, INC	1102025990	1,432.02	01/04/17	01/12/17
AMERICAN EXPRESS CORPORATE	1102025991	3,874.17	01/11/17	01/18/17
AZ DEPT OF REVENUE-SALES TAX	1102025993	12.00	01/11/17	01/18/17
AZ DEPT OF REVENUE-SALES TAX	1102025994	77.98	01/11/17	01/19/17
AMERICAN SAFETY & HEALTH	1102025995	76.37	01/11/17	01/19/17
BUD'S BULK ICE SERVICE, INC	1102025996	359.74	01/11/17	01/23/17
CITY OF MESA	1102025997	1,296.98	01/11/17	01/25/17
COLBY WELDING & RADIATOR, INC.	1102025998	1,573.51	01/11/17	01/24/17
ST HELEN AUTO & HARDWARE, INC.	1102025999	114.90	01/11/17	01/19/17
CRAIG HALVER	1102026001	63.08	01/11/17	01/25/17
L.N. CURTIS & SONS	1102026003	1,400.00	01/11/17	01/20/17
PHYSIO-CONTROL, INC.	1102026004	2,670.18	01/11/17	01/25/17
PROPHET NETWORK INTEGRATION,IN	1102026005	2,028.69	01/11/17	01/20/17
SHRED-IT USA LLC	1102026006	75.56	01/11/17	01/19/17
SIDNEY LEX FELKER, P.C.	1102026007	1,267.20	01/11/17	01/30/17
SUPERSTITION MOUNTAINS CFD #1	1102026008	181.75	01/11/17	01/20/17
TOSHIBA BUSINESS SOLUTIONS,INC	1102026009	455.39	01/11/17	01/19/17
MATLICK ENTERPRISES INC DBA	1102026010	3,660.96	01/11/17	01/19/17
UNIFIRST CORPORATION	1102026012	985.02	01/11/17	01/19/17
VERIZON WIRELESS SERVICES LLC	1102026013	1,135.30	01/11/17	01/20/17
ACUITY SPECIALTY PRODUCTS	1102026014	275.20	01/11/17	01/18/17
ALLIED WASTE TRANS, INC.	1102026015	354.06	01/11/17	01/19/17
CITY OF APACHE JUNCTION	1102026016	3,984.92	01/18/17	01/26/17
CITY OF MESA	1102026017	30,599.74	01/18/17	01/27/17
CENTURYLINK	1102026018	1,398.22	01/18/17	01/27/17
CHASE MASTER CARD	1102026024	8,274.52	01/25/17	01/31/17
EAST PENN MANUFACTURING CO, IN	1102026028	109.61	01/25/17	01/31/17
FREIGHTLINER OF ARIZONA, LLC	1102026032	1,373.28	01/25/17	01/31/17
MEDIACOM	1102026042	320.72	01/25/17	01/31/17
PETTY CASHIER/ROGER WOOD	1102026045	43.30	01/25/17	01/30/17
REDBURN TIRE COMPANY, INC.	1102026046	2,701.37	01/25/17	01/31/17
SUPERSTITION SAFETY SERV, LLC	1102026047	323.11	01/25/17	01/31/17
TECHSAVVY SOLUTIONS GROUP	1102026048	66.00	01/25/17	01/31/17

Fund: 1103

Fund Total: 309,250.41

Status: OUTS

Status Total: 107,579.09

RETIREMENT SYSTEM, ARIZONA STATE	1103017591	8,991.40	01/27/17	01/25/17
AZ FF RETIREE HEALTH TRUST FUND	1103017592	1,750.00	01/27/17	01/25/17
EQUITY, HEALTH	1103017593	7,046.51	01/27/17	01/25/17
PUBLIC SAFETY PERSONNEL RETIREMENT	1103017594	87,586.75	01/27/17	01/25/17
SUPPORT PAYMENT CLEARINGHOUSE	1103017595	1,972.93	01/27/17	01/25/17
CHARITY RELIEF FUND EV FIREFIGHTER	1103017596	124.00	01/27/17	01/25/17
CHARITIES FUND EV FIREFIGHTERS	1103017597	107.50	01/27/17	01/25/17

Status: PAID

Status Total: 201,671.32

CHARITY RELIEF FUND EV FIREFIGHTER	1103017561	124.00	11/18/16	01/24/17
CHARITIES FUND EV FIREFIGHTERS	1103017562	107.50	11/18/16	01/23/17
CHARITY RELIEF FUND EV FIREFIGHTER	1103017568	124.00	12/02/16	01/03/17
CHARITIES FUND EV FIREFIGHTERS	1103017569	107.50	12/02/16	01/03/17
CHARITY RELIEF FUND EV FIREFIGHTER	1103017575	124.00	12/16/16	01/03/17
CHARITIES FUND EV FIREFIGHTERS	1103017576	107.50	12/16/16	01/03/17
RETIREMENT SYSTEM, ARIZONA STATE	1103017577	8,316.26	12/30/16	01/04/17
AZ FF RETIREE HEALTH TRUST FUND	1103017578	1,725.00	12/30/16	01/06/17
EQUITY, HEALTH	1103017579	5,585.44	12/30/16	01/09/17
PUBLIC SAFETY PERSONNEL RETIREMENT	1103017580	82,058.78	12/30/16	01/05/17
SUPPORT PAYMENT CLEARINGHOUSE	1103017581	1,972.93	12/30/16	01/05/17
CHARITY RELIEF FUND EV FIREFIGHTER	1103017582	124.00	12/30/16	01/20/17
CHARITIES FUND EV FIREFIGHTERS	1103017583	107.50	12/30/16	01/20/17
RETIREMENT SYSTEM, ARIZONA STATE	1103017584	8,881.92	01/13/17	01/19/17
AZ FF RETIREE HEALTH TRUST FUND	1103017585	1,725.00	01/13/17	01/18/17
EQUITY, HEALTH	1103017586	6,557.26	01/13/17	01/23/17
PUBLIC SAFETY PERSONNEL RETIREMENT	1103017587	81,718.30	01/13/17	01/19/17
SUPPORT PAYMENT CLEARINGHOUSE	1103017588	1,972.93	01/13/17	01/19/17
CHARITY RELIEF FUND EV FIREFIGHTER	1103017589	124.00	01/13/17	01/25/17
CHARITIES FUND EV FIREFIGHTERS	1103017590	107.50	01/13/17	01/25/17

Count

Amount

Total OUTS:	39	180,037.01
Total PAID:	106	400,721.22

Superstition Fire & Medical District Monthly Pinal County Treasurer's Bank Account Reconciliation

100 General Fund

Reconciliation References:

- A1 Previous month's bank ending balance / current month's bank beginning balance
- B Interest income
- C Current month's Pinal County real property tax receipts
- D Current month's Pinal County personal property tax receipts
- E Current month's FDAT receipts
- F Current month's Maricopa County tax receipts
- G Current month's deposits
- H Current month's Accounts Payable disbursements
- I Current month's Payroll disbursements
- J Payroll wire service fees
- K Current month's bank ending balance
- L Accounts Payable checks outstanding at month-end
- M Payroll checks outstanding at month-end
- N Deposits in transit
- O Transfer in transit from 150 Fund
- P Payroll clearing account balance at month-end
- Q Cash Balance per G/L Balance Sheet
- R American Express credit card payment – warrant #1102025991 (paid 1/11/17)
- S Chase MasterCard credit card payment – warrant #1102026024 (paid 1/25/17)



**Superstition Fire & Medical District
General (Fund 100) Cash Reconciliation
Fiscal Year 2016 - 2017
1/31/2017**



	Deposits (Cash Receipts)	Cash Disbursements	Refunded Taxes	Book Balance
Book Balance as of: 1/1/2017				3,201,837.89 (A)
<u>Activity During the Month</u>				
Journal Entries:				
Interest Income (Expense):	1,438.85			1,438.85 (B)
Cash Receipts				
2011 Real Estate Taxes	799.92			799.92
2012 Real Estate Taxes	5.78			5.78
2013 Real Estate Taxes				-
2014 Real Estate Taxes			(0.01)	(0.01) (C)
2015 Real Estate Taxes	10,701.51			10,701.51
2016 Real Estate Taxes	260,397.37		(1,259.21)	259,138.16
2007 Pers. Prop. Taxes				0.00
2008 Pers. Prop. Taxes				0.00
2009 Pers. Prop. Taxes				0.00
2010 Pers. Prop. Taxes				0.00
2011 Pers. Prop. Taxes	13.35			13.35 (D)
2012 Pers. Prop. Taxes	382.87			382.87
2013 Pers. Prop. Taxes	433.45			433.45
2014 Pers. Prop. Taxes	577.42			577.42
2015 Pers. Prop. Taxes	1,683.64		(1.39)	1,682.25
2016 Pers. Prop. Taxes	25,076.13		(278.20)	24,797.93
SRP Contributions				-
FDAT	8,435.92			8,435.92 (E)
Maricopa County Taxes	456.49			456.49 (F)
Deposits	81,440.02			81,440.02 (G)
Revenue Transfer				0.00
Cash Disbursements				
A) Accounts Payable Activity		(247,898.98)		(247,898.98) (H)
B) Payroll Activity		(805,755.06)		(805,755.06) (I)
C) Payroll Wire Fees		(50.00)		(50.00) (J)
D) Transfer In / Out				-
D) Transfer In / Out				-
D) Transfer In / Out				-
D) Transfer In / Out				-
E) Refund Interest				-
	<u>\$391,842.72</u>	<u>(1,053,704.04)</u>		<u>2,538,437.76</u>
<u>Pinal County Bank Balance</u>				
Ending Bank Balance as of: 1/31/2017		Balance from YTD Column		2,365,788.54 (K)
Less: Line of Credit Advances				0.00
Less: Line of Credit Interest				-
Plus: Line of Credit Payments				0.00
Less: Outstanding Warrants				
		Check #		
		A/P (L) (72,457.92)		
		Payroll (M) (107,579.09)	(180,037.01)	
			321.00	
Less: Deposit in Transit			321.00	
Plus: Transfer in Transit from 300 Fund			0.00	
Plus: Transfer in Transit from 150 Fund - CC Payment			150.00 (O)	
			<u>2,186,222.53</u>	
		Cash Balance in Payroll Clearing Account	100.00 (P)	
		Cash Balance in Electronic / ACH Clearing Account		
		Petty Cash	100.00	
			<u>2,186,422.53</u>	
Prepared by: <i>[Signature]</i> 2/1/17		Balance per B/S	2,186,422.53 (Q)	
Reviewed by: <i>[Signature]</i> 2/1/17		Difference	0.00	



Pinal County Treasurer

Monthly Statement

Date Range: 1/1/2017 to 1/31/2017

Account	Period	YTD		
6116421001	Superstition Fire & Medical District			
Begin Balance:	2,973,344.91	1,453,650.24		
Income:	390,303.91	9,219,756.55		
LOC Advance:	.00	654,811.38		
Expense:	(997,860.28)	(8,307,618.25)	LOC:	.00
LOC Payments:	.00	(654,811.38)	Warrants Outstanding:	(180,037.01)
Cash Balance:	(K) 2,365,788.54	2,365,788.54	End:	2,185,751.53

Monthly Statement Summary

Source Code	Description	MTDAmount	YTDAmount
6116421001	Superstition Fire & Medical District	Beginning Balance:	2,973,344.91
			1,453,650.24
11100.2011	2011 Real Estate Taxes	799.92	1,064.78
11100.2012	2012 Real Estate Taxes	5.78	40.52
11100.2013	2013 Real Estate Taxes	.00	(215.37)
11100.2014	2014 Real Estate Taxes	(.01)	(228.32)
11100.2015	2015 Real Estate Taxes	10,701.51	117,225.58
11100.2016	2016 Real Estate Taxes	259,138.16	6,707,703.19
12100.2007	2007 Personal Property Taxes	.00	75.19
12100.2009	2009 Personal Property Taxes	.00	18.93
12100.2010	2010 Personal Property Taxes	.00	110.80
12100.2011	2011 Personal Property Taxes	13.35	355.76
12100.2012	2012 Personal Property Taxes	382.87	1,034.22
12100.2013	2013 Personal Property Taxes	433.45	1,837.18
12100.2014	2014 Personal Property Taxes	577.42	3,369.42
12100.2015	2015 Personal Property Taxes	1,682.25	14,500.27
12100.2016	2016 Personal Property Taxes	24,797.93	681,496.96
14100.0	Salt River Contribution	.00	180,316.76
15130.0	Contributions Fire Assistance	8,435.92	358,186.97
15150.0	Maricopa County Tax Collection	456.49	11,747.02
21100.41	Wells Fargo Repo Investment Interest	259.34	872.89
21100.43	Wells Fargo Trust Investment Interest	14.03	42.01
21100.46	Wells Fargo Investment Investment Interest	378.33	2,841.82
21100.70	Vining Sparks Investment Interest	406.08	2,171.39
21100.80	Stifel Nicolaus & Company Investment Interest	381.07	903.10
21100.99	SCV UHS Refunding Bond Investment Interest	.00	4.64
73160.0	Deposits	81,440.02	477,797.37
73750.0	Revenue Transfer	.00	1,672.09
76100.0	Line of Credit Advance	.00	654,811.38
90400.0	Refund Interest	.00	(25.22)
90930.0	Warrants Redeemed	(400,721.22)	(3,165,920.94)
91010.0	Line of Credit Payments	.00	(654,811.38)
91020.0	Line of Credit Interest Payment	.00	(551.51)
91220.0	Disbursed by County Treasurer	(597,089.06)	(4,485,934.20)
91280.0	Outgoing Wire Fee	(40.00)	(300.00)
91290.0	Outgoing Wire Surcharge	(10.00)	(75.00)
	Ending Balance:	2,365,788.54	2,365,788.54

Monthly Statement Detail

Date	Notes	Doc #	Amount	C/D
6116421001	Superstition Fire & Medical District		Beginning Balance:	2,973,344.91



Pinal County Treasurer

Monthly Statement

Date Range: 1/1/2017 to 1/31/2017

11100.2011 2011 Real Estate Taxes			Source Code Total: 799.92	
01/23	Tax Distribution	0	799.92	C
11100.2012 2012 Real Estate Taxes			Source Code Total: 5.78	
01/05	Tax Distribution	0	5.78	C
11100.2014 2014 Real Estate Taxes			Source Code Total: (.01) + 01	
01/30	Tax Distribution	0	(.01)	C
11100.2015 2015 Real Estate Taxes			Source Code Total: 10,701.51	
01/03	Tax Distribution	0	103.47	C
01/03	Tax Distribution	0	88.91	C
01/04	Tax Distribution	0	1,934.45	C
01/04	Tax Distribution	0	544.03	C
01/04	Tax Distribution	0	424.43	C
01/05	Tax Distribution	0	118.57	C
01/06	Tax Distribution	0	711.83	C
01/06	Tax Distribution	0	58.93	C
01/09	Tax Distribution	0	7.15	C
01/09	Tax Distribution	0	100.75	C
01/11	Tax Distribution	0	176.12	C
01/11	Tax Distribution	0	88.83	C
01/11	Tax Distribution	0	53.80	C
01/12	Tax Distribution	0	240.04	C
01/13	Tax Distribution	0	211.60	C
01/17	Tax Distribution	0	175.71	C
01/18	Tax Distribution	0	8.92	C
01/18	Tax Distribution	0	161.71	C
01/18	Tax Distribution	0	106.60	C
01/18	Tax Distribution	0	132.53	C
01/19	Tax Distribution	0	383.06	C
01/20	Tax Distribution	0	177.93	C
01/20	Tax Distribution	0	191.65	C
01/23	Tax Distribution	0	697.80	C
01/23	Tax Distribution	0	410.88	C
01/23	Tax Distribution	0	179.09	C
01/24	Tax Distribution	0	12.56	C
01/24	Tax Distribution	0	566.42	C
01/25	Tax Distribution	0	414.80	C
01/25	Tax Distribution	0	375.50	C
01/25	Tax Distribution	0	205.75	C
01/26	Tax Distribution	0	163.24	C
01/27	Tax Distribution	0	3.96	C
01/27	Tax Distribution	0	177.76	C
01/30	Tax Distribution	0	240.84	C
01/30	Tax Distribution	0	127.33	C
01/30	Tax Distribution	0	1.56	C
01/31	Tax Distribution	0	818.99	C
01/31	Tax Distribution	0	104.01	C
11100.2016 2016 Real Estate Taxes			Source Code Total: 259,138.16 + 1259 ⁰¹	
01/03	Tax Distribution	0	9,936.58	C
01/03	Tax Distribution	0	(52.49)	C
01/03	Tax Distribution	0	8,462.05	C
01/03	Tax Distribution	0	5,349.13	C
01/04	Tax Distribution	0	7,348.16	C
01/04	Tax Distribution	0	8,458.62	C
01/04	Tax Distribution	0	26,108.90	C
01/04	Tax Distribution	0	4,576.48	C
01/04	Tax Distribution	0	43,810.38	C
01/04	Tax Distribution	0	2,368.96	C

+ 01

1259⁰¹
260397³⁷

5245
404⁴¹
455⁷⁵
346⁵⁴

1259⁰¹



Pinal County Treasurer

Monthly Statement

Date Range: 1/1/2017 to 1/31/2017

01/05	Tax Distribution	0	25,778.46	C
01/05	Tax Distribution	0	1,104.77	C
01/05	Tax Distribution	0	8,869.76	C
01/06	Tax Distribution	0	19,774.04	C
01/06	Tax Distribution	0	162.04	C
01/06	Tax Distribution	0	10,176.72	C
01/06	Tax Distribution	0	2,993.06	C
01/09	Tax Distribution	0	2,121.60	C
01/09	Tax Distribution	0	327.32	C
01/09	Tax Distribution	0	1,976.92	C
01/09	Tax Distribution	0	817.75	C
01/10	Tax Distribution	0	2,062.45	C
01/10	Tax Distribution	0	6,462.49	C
01/10	Tax Distribution	0	1,490.01	C
01/10	Tax Distribution	0	3,258.47	C
01/11	Tax Distribution	0	(404.41)	C
01/11	Tax Distribution	0	1,253.40	C
01/11	Tax Distribution	0	2,206.21	C
01/11	Tax Distribution	0	145.27	C
01/11	Tax Distribution	0	1,281.16	C
01/11	Tax Distribution	0	314.98	C
01/12	Tax Distribution	0	(455.75)	C
01/12	Tax Distribution	0	456.07	C
01/12	Tax Distribution	0	870.64	C
01/12	Tax Distribution	0	140.41	C
01/12	Tax Distribution	0	574.07	C
01/13	Tax Distribution	0	(346.56)	C
01/13	Tax Distribution	0	958.92	C
01/13	Tax Distribution	0	764.08	C
01/13	Tax Distribution	0	202.59	C
01/13	Tax Distribution	0	78.20	C
01/17	Tax Distribution	0	1,776.08	C
01/17	Tax Distribution	0	753.82	C
01/17	Tax Distribution	0	5,549.61	C
01/18	Tax Distribution	0	708.15	C
01/18	Tax Distribution	0	867.67	C
01/18	Tax Distribution	0	913.37	C
01/18	Tax Distribution	0	2,627.09	C
01/19	Tax Distribution	0	516.37	C
01/19	Tax Distribution	0	1,271.54	C
01/20	Tax Distribution	0	1,092.39	C
01/20	Tax Distribution	0	480.88	C
01/20	Tax Distribution	0	204.39	C
01/23	Tax Distribution	0	3,137.72	C
01/23	Tax Distribution	0	3,136.62	C
01/23	Tax Distribution	0	274.61	C
01/24	Tax Distribution	0	627.30	C
01/24	Tax Distribution	0	1,605.59	C
01/24	Tax Distribution	0	45.10	C
01/25	Tax Distribution	0	259.76	C
01/25	Tax Distribution	0	2,401.66	C
01/25	Tax Distribution	0	554.84	C
01/25	Tax Distribution	0	390.74	C
01/25	Tax Distribution	0	1,177.74	C
01/26	Tax Distribution	0	731.86	C
01/26	Tax Distribution	0	1,020.25	C
01/26	Tax Distribution	0	1,179.57	C



Pinal County Treasurer

Monthly Statement

Date Range: 1/1/2017 to 1/31/2017

01/27	Tax Distribution	0	1,907.15	C
01/27	Tax Distribution	0	283.33	C
01/27	Tax Distribution	0	5,716.13	C
01/27	Tax Distribution	0	513.66	C
01/30	Tax Distribution	0	171.09	C
01/30	Tax Distribution	0	967.37	C
01/30	Tax Distribution	0	594.79	C
01/30	Tax Distribution	0	638.99	C
01/31	Tax Distribution	0	956.48	C
01/31	Tax Distribution	0	2,302.54	C
12100.2011 2011 Personal Property Taxes			Source Code Total:	13.35
01/04	Tax Distribution	0	8.25	C
01/04	Tax Distribution	0	5.10	C
12100.2012 2012 Personal Property Taxes			Source Code Total:	382.87
01/09	Tax Distribution	0	131.51	C
01/17	Tax Distribution	0	88.36	C
01/19	Tax Distribution	0	8.84	C
01/20	Tax Distribution	0	154.16	C
12100.2013 2013 Personal Property Taxes			Source Code Total:	433.45
01/04	Tax Distribution	0	6.73	C
01/09	Tax Distribution	0	139.82	C
01/11	Tax Distribution	0	5.29	C
01/17	Tax Distribution	0	100.92	C
01/19	Tax Distribution	0	10.25	C
01/20	Tax Distribution	0	163.92	C
01/27	Tax Distribution	0	6.52	C
12100.2014 2014 Personal Property Taxes			Source Code Total:	577.42
01/04	Tax Distribution	0	39.78	C
01/09	Tax Distribution	0	131.62	C
01/13	Tax Distribution	0	21.27	C
01/17	Tax Distribution	0	108.96	C
01/18	Tax Distribution	0	15.04	C
01/20	Tax Distribution	0	188.89	C
01/23	Tax Distribution	0	42.00	C
01/25	Tax Distribution	0	29.86	C
12100.2015 2015 Personal Property Taxes			Source Code Total:	1,682.25
01/03	Tax Distribution	0	(1.39)	C
01/03	Tax Distribution	0	12.91	C
01/04	Tax Distribution	0	19.05	C
01/04	Tax Distribution	0	31.45	C
01/04	Tax Distribution	0	1.05	C
01/04	Tax Distribution	0	7.93	C
01/05	Tax Distribution	0	148.58	C
01/06	Tax Distribution	0	8.89	C
01/06	Tax Distribution	0	4.46	C
01/06	Tax Distribution	0	14.91	C
01/09	Tax Distribution	0	17.87	C
01/09	Tax Distribution	0	129.68	C
01/10	Tax Distribution	0	101.06	C
01/11	Tax Distribution	0	54.08	C
01/11	Tax Distribution	0	38.60	C
01/12	Tax Distribution	0	12.44	C
01/12	Tax Distribution	0	41.82	C
01/12	Tax Distribution	0	32.67	C
01/13	Tax Distribution	0	.21	C
01/13	Tax Distribution	0	47.76	C
01/17	Tax Distribution	0	13.71	C

1139
1682.25



Pinal County Treasurer

Monthly Statement

Date Range: 1/1/2017 to 1/31/2017

01/17	Tax Distribution	0	108.96	C
01/18	Tax Distribution	0	39.39	C
01/18	Tax Distribution	0	126.20	C
01/20	Tax Distribution	0	203.54	C
01/23	Tax Distribution	0	254.85	C
01/23	Tax Distribution	0	50.91	C
01/25	Tax Distribution	0	42.37	C
01/25	Tax Distribution	0	29.87	C
01/25	Tax Distribution	0	27.13	C
01/30	Tax Distribution	0	50.37	C
01/30	Tax Distribution	0	10.92	C
12100.2016 2016 Personal Property Taxes			Source Code Total: 24,797.93	
01/03	Tax Distribution	0	1,101.29	C
01/03	Tax Distribution	0	(243.31)	C
01/03	Tax Distribution	0	624.20	C
01/03	Tax Distribution	0	79.27	C
01/04	Tax Distribution	0	434.25	C
01/04	Tax Distribution	0	266.06	C
01/04	Tax Distribution	0	2,714.00	C
01/04	Tax Distribution	0	972.80	C
01/04	Tax Distribution	0	1,188.67	C
01/05	Tax Distribution	0	347.28	C
01/05	Tax Distribution	0	2,737.53	C
01/05	Tax Distribution	0	108.29	C
01/06	Tax Distribution	0	1,652.53	C
01/06	Tax Distribution	0	(34.89)	C
01/06	Tax Distribution	0	762.08	C
01/06	Tax Distribution	0	396.21	C
01/06	Tax Distribution	0	516.89	C
01/09	Tax Distribution	0	282.84	C
01/09	Tax Distribution	0	1.07	C
01/09	Tax Distribution	0	144.54	C
01/09	Tax Distribution	0	355.54	C
01/10	Tax Distribution	0	249.86	C
01/10	Tax Distribution	0	43.68	C
01/10	Tax Distribution	0	320.37	C
01/10	Tax Distribution	0	295.78	C
01/10	Tax Distribution	0	531.33	C
01/11	Tax Distribution	0	48.21	C
01/11	Tax Distribution	0	328.24	C
01/11	Tax Distribution	0	187.25	C
01/11	Tax Distribution	0	279.71	C
01/11	Tax Distribution	0	15.43	C
01/12	Tax Distribution	0	239.48	C
01/12	Tax Distribution	0	41.83	C
01/12	Tax Distribution	0	232.50	C
01/12	Tax Distribution	0	169.60	C
01/13	Tax Distribution	0	239.06	C
01/13	Tax Distribution	0	314.95	C
01/13	Tax Distribution	0	5.40	C
01/17	Tax Distribution	0	24.48	C
01/17	Tax Distribution	0	79.76	C
01/17	Tax Distribution	0	298.31	C
01/18	Tax Distribution	0	486.07	C
01/18	Tax Distribution	0	107.36	C
01/18	Tax Distribution	0	208.89	C
01/18	Tax Distribution	0	495.66	C

+ 278²⁰
45,076¹³
 24331
 3487

 278²⁰



Pinal County Treasurer

Monthly Statement

Date Range: 1/1/2017 to 1/31/2017

01/18	Tax Distribution	0	97.40	C
01/19	Tax Distribution	0	54.72	C
01/19	Tax Distribution	0	97.12	C
01/20	Tax Distribution	0	520.16	C
01/20	Tax Distribution	0	219.27	C
01/20	Tax Distribution	0	292.03	C
01/20	Tax Distribution	0	210.60	C
01/23	Tax Distribution	0	549.13	C
01/23	Tax Distribution	0	423.50	C
01/23	Tax Distribution	0	29.08	C
01/24	Tax Distribution	0	356.19	C
01/25	Tax Distribution	0	614.54	C
01/25	Tax Distribution	0	114.72	C
01/26	Tax Distribution	0	291.70	C
01/26	Tax Distribution	0	46.59	C
01/27	Tax Distribution	0	31.02	C
01/27	Tax Distribution	0	37.03	C
01/27	Tax Distribution	0	148.99	C
01/30	Tax Distribution	0	448.87	C
01/30	Tax Distribution	0	82.03	C
01/30	Tax Distribution	0	209.19	C
01/31	Tax Distribution	0	17.76	C
01/31	Tax Distribution	0	255.94	C
15130.0 Contributions Fire Assistance			Source Code Total: 8,435.92	
01/03	Fire District Assistance Tax 0.287300	0	1,335.76	C
01/04	Fire District Assistance Tax 0.287300	0	2,325.88	C
01/05	Fire District Assistance Tax 0.287300	0	1,066.49	C
01/06	Fire District Assistance Tax 0.287300	0	739.46	C
01/09	Fire District Assistance Tax 0.287300	0	146.32	C
01/10	Fire District Assistance Tax 0.287300	0	461.18	C
01/11	Fire District Assistance Tax 0.287300	0	193.47	C
01/12	Fire District Assistance Tax 0.287300	0	134.77	C
01/13	Fire District Assistance Tax 0.287300	0	122.20	C
01/17	Fire District Assistance Tax 0.287300	0	203.93	C
01/18	Fire District Assistance Tax 0.287300	0	179.72	C
01/19	Fire District Assistance Tax 0.287300	0	150.26	C
01/20	Fire District Assistance Tax 0.287300	0	237.52	C
01/23	Fire District Assistance Tax 0.287300	0	318.92	C
01/24	Fire District Assistance Tax 0.287300	0	82.55	C
01/25	Fire District Assistance Tax 0.287300	0	174.81	C
01/26	Fire District Assistance Tax 0.287300	0	104.50	C
01/27	Fire District Assistance Tax 0.287300	0	207.41	C
01/30	Fire District Assistance Tax 0.287300	0	211.52	C
01/31	Fire District Assistance Tax 0.287300	0	39.25	C
15150.0 Maricopa County Tax Collection			Source Code Total: 456.49	
01/13	Superstition Fire Proceeds from Maricopa Co Wired	0	456.49	C
21100.41 Wells Fargo Repo Investment Interest			Source Code Total: 259.34	
01/03	Investment Interest	0	259.34	C
21100.43 Wells Fargo Trust Investment Interest			Source Code Total: 14.03	
01/04	Investment Interest	0	14.03	C
21100.46 Wells Fargo Investment Investment Interest			Source Code Total: 378.33	
01/09	Investment Interest	0	11.59	C
01/09	Investment Interest	0	8.14	C
01/13	Investment Interest	0	62.99	C
01/17	Investment Interest	0	10.42	C
01/17	Investment Interest	0	10.08	C
01/23	Investment Interest	0	6.85	C




Pinal County Treasurer

Monthly Statement

Date Range: 1/1/2017 to 1/31/2017

01/23	Investment Interest	0	9.29	C
01/26	Investment Interest	0	111.06	C
01/30	Investment Interest	0	147.91	C
21100.70	Vining Sparks Investment Interest		Source Code Total: 406.08	
01/06	Investment Interest	0	145.15	C
01/17	Investment Interest	0	118.69	C
01/27	Investment Interest	0	86.33	C
01/27	Investment Interest	0	55.91	C
21100.80	Stifel Nicolaus & Company Investment Interest		Source Code Total: 381.07	
01/13	Investment Interest	0	92.22	C
01/26	Investment Interest	0	116.62	C
01/30	Investment Interest	0	172.23	C
73160.0	Deposits		Source Code Total: 81,440.02	
01/11	100.10.43500.41 T Crawford/inv 3908/CASH D	0	50.00	C
01/11	100.10.43500.41 D Kennedy/inv 3907/CASH E	0	25.00	C
01/11	100.10.43500.41 S Gereg/inv 3914/CASH F	0	3.00	C
01/11	100.10.43500.41 P Gomez/inv 3915/ck 1352	0	24.00	C
01/11	100.10.43500.41 S Austin/inv 3912/ck 4800	0	25.00	C
01/11	100.10.43500.41 K Gableman/inv 3913/ck 362	0	35.00	C
01/11	100.10.43500.41 N McMaster/inv 3910/ck 146	0	50.00	C
01/11	100.10.43200.20 ARISLD/inv 3917/ck 218052417	0	77,902.95	C
01/11	100.10.53965.12 PSPRS/inv 3860/ck 205573	0	406.26	C
01/11	100.10.53965.12 KEVIJO/inv 3899/ck 629002927	0	756.45	C
01/11	100.10.45900.10 Superstition Mtn His/3868/8389	0	2,059.36	C
01/11	WIRED MONEY TO GENERAL FUND	0	50.00	C
01/11	100.10.43500.41 S Kondrat/inv 3909/CASH A	0	25.00	C
01/11	100.10.43500.41 J McNeil/inv 3911/CASH B	0	25.00	C
01/11	100.10.43500.41 B Tavares/inv 3904/CASH C	0	3.00	C
90930.0	Warrants Redeemed		Source Code Total: (400,721.22)	
01/03	Paid Warrants	0	(6,532.63)	D
01/04	Paid Warrants	0	(17,842.01)	D
01/05	Paid Warrants	0	(84,066.71)	D
01/06	Paid Warrants	0	(1,725.00)	D
01/09	Paid Warrants	0	(6,242.51)	D
01/10	Paid Warrants	0	(12,652.88)	D
01/11	Paid Warrants	0	(84,431.73)	D
01/12	Paid Warrants	0	(5,403.83)	D
01/13	Paid Warrants	0	(5,896.58)	D
01/17	Paid Warrants	0	(1,372.72)	D
01/18	Paid Warrants	0	(6,271.37)	D
01/19	Paid Warrants	0	(99,379.77)	D
01/20	Paid Warrants	0	(4,977.24)	D
01/23	Paid Warrants	0	(7,481.00)	D
01/24	Paid Warrants	0	(1,697.51)	D
01/25	Paid Warrants	0	(4,261.74)	D
01/26	Paid Warrants	0	(4,008.92)	D
01/27	Paid Warrants	0	(31,997.96)	D
01/30	Paid Warrants	0	(1,310.50)	D
01/31	Paid Warrants	0	(13,168.61)	D
91220.0	Disbursed by County Treasurer		Source Code Total: (597,089.06)	
01/11	FIRE EMPLOYEE PAYROLL DIRECT DEPOSIT	0	(203,459.64)	D
01/11	FIRE DISTRICT FEDERAL & STATE P/R TAXES	0	(50,232.46)	D
01/11	FIRE DISTRICT 457, UNION DUES, PAC	0	(39,240.38)	D
01/25	FIRE EMPLOYEES PAYROLL DIRECT DEPOSIT	0	(220,006.68)	D
01/25	FIRE DISTRICT FEDERAL & STATE P/R TAXES	0	(53,736.64)	D
01/25	FIRE DISTRICT 457, UNION DUES, PAC	0	(30,413.26)	D
91280.0	Outgoing Wire Fee		Source Code Total: (40.00)	



Pinal County Treasurer

Monthly Statement

Date Range: 1/1/2017 to 1/31/2017

01/11	WIRE TRANSFER CHG P/R	0	(20.00)	D
01/25	WIRE TRANSFER CHG P/R	0	(20.00)	D
91290.0 Outgoing Wire Surcharge			Source Code Total: (10.00)	
01/11	WIRE TRANSFER CHG P/R	0	(5.00)	D
01/25	WIRE TRANSFER CHG P/R	0	(5.00)	D
6116421001 Superstition Fire & Medical District			Ending Balance: 2,365,788.54	

Warrant Detail

Payee Name	Warrant	Amount	Issue Dt	Status	Voucher
6116421001 Superstition Fire & Medical District					Account Total: 580,758.23
Fund: 1102					Fund Total: 271,507.82
Status: OUTS					Status Total: 72,457.92 (L)
ARI CENTER FOR FIRE SERV EXCEL	1102024782	50.00	01/13/16	01/13/16	
DAN ELLIOT	1102025554	110.00	08/24/16	08/24/16	
DAN ELLIOT	1102025800	385.00	11/16/16	11/16/16	
APACHE JUNCTION UNIFIED	1102025908	5,905.75	12/14/16	12/14/16	
GOVERNMENT FINANCE	1102026000	106.67	01/11/17	01/11/17	
INDEPENDENT NEWSPAPERS INC	1102026002	75.00	01/11/17	01/11/17	
AFLAC	1102026019	5,441.42	01/25/17	01/25/17	
WATER UTILITIES COMM FD DBA	1102026020	272.95	01/25/17	01/25/17	
APACHE TRAIL AUTO SUPPLY, LLC	1102026021	663.04	01/25/17	01/25/17	
ARIZONA WATER COMPANY, INC.	1102026022	284.70	01/25/17	02/01/17	
ARIZONA FIRE SRVC MECH ASSOC	1102026023	240.00	01/25/17	01/25/17	
CITY OF MESA	1102026026	232.67	01/25/17	01/25/17	
CYMA SYSTEMS INC	1102026027	258.63	01/25/17	02/01/17	
DUPUIS, ALEX	1102026029	2,600.00	01/25/17	01/25/17	
FLEETPRIDE, INC	1102026030	146.23	01/25/17	01/25/17	
CSC ELECTRICAL CONTRACTOR, LLC	1102026031	1,359.01	01/25/17	02/01/17	
FRONTIER SHOP SUPPLIES, INC	1102026033	285.49	01/25/17	01/25/17	
GALLOWAY ASSET MANAGEMENT, LLC	1102026034	900.00	01/25/17	01/25/17	
LIBERTY WATER COMPANY, INC.	1102026035	173.24	01/25/17	02/01/17	
HEALTHQUITY, INC	1102026036	158.00	01/25/17	01/25/17	
HENRY & HORNE, LLP	1102026037	14,000.00	01/25/17	02/01/17	
ROBERT HORNE FORD	1102026038	160.40	01/25/17	01/25/17	
HUGHES FIRE EQUIPMENT, INC.	1102026039	1,154.16	01/25/17	02/01/17	
LANDS'END, INC	1102026040	134.87	01/25/17	01/25/17	
L.N. CURTIS & SONS	1102026041	285.04	01/25/17	01/25/17	
PINAL COUNTY RECORDER'S OFFICE	1102026043	20,072.00	01/25/17	01/25/17	
CADWELL IRREVOCABLE TRUST III	1102026044	262.08	01/25/17	02/01/17	
MATLICK ENTERPRISES INC DBA	1102026049	14,033.84	01/25/17	02/01/17	
WAXIE'S ENTERPRISES, INC	1102026051	744.31	01/25/17	02/01/17	
WELLS FARGO BARNK, N.A.	1102026052	555.45	01/25/17	02/01/17	
BRIAN A WHITE	1102026053	311.60	01/25/17	02/01/17	
POWER ACQUISITION, LLC.	1102026054	1,096.37	01/25/17	02/01/17	
Status: PAID					Status Total: 199,049.90
APACHE JUNCTION UNIFIED	1102025786	3,768.23	11/16/16	01/03/17	
ERIC T. ELLSWORTH	1102025846	385.00	11/29/16	01/13/17	
PINAL COUNTY RECORDER'S OFFICE	1102025863	24.00	11/29/16	01/26/17	
AZ FIRE & BURN EDUC. ASSOC.	1102025921	35.00	12/21/16	01/05/17	
AFLAC	1102025922	8,682.84	12/21/16	01/04/17	
DAVID DELP DBA	1102025923	244.41	12/21/16	01/04/17	
AMERIGAS PROPANE LP	1102025924	32.76	12/21/16	01/10/17	
ARIZONA WATER COMPANY, INC.	1102025928	286.10	12/21/16	01/03/17	
CITY OF MESA	1102025935	244.67	12/21/16	01/03/17	
TOM DOUBT	1102025937	54.60	12/21/16	01/12/17	
FIRST CHOICE AUTO GLASS, INC.	1102025938	931.88	12/21/16	01/17/17	
JANE GEHRT	1102025941	99.47	12/21/16	01/09/17	
HEALTHQUITY, INC	1102025942	158.00	12/21/16	01/03/17	
RV STRIPES & GRAPHICS, INC.	1102025947	598.50	12/21/16	01/04/17	
TECHSAVVY SOLUTIONS GROUP	1102025949	66.00	12/21/16	01/03/17	



Pinal County Treasurer

Monthly Statement

Date Range: 1/1/2017 to 1/31/2017

POWER ACQUISITION, LLC.	1102025952	1,546.63	12/21/16	01/03/17
AETNA BEHAVIORAL HEALTH, LLC	1102025953	791.04	01/04/17	01/11/17
ALLIED WASTE TRANS, INC.	1102025954	81.17	01/04/17	01/13/17
WATER UTILITIES COMM FD DBA	1102025955	31.13	01/04/17	01/13/17
APACHE TRAIL AUTO SUPPLY, LLC	1102025956	799.76	01/04/17	01/11/17
ARIZONA WATER COMPANY, INC.	1102025957	583.17	01/04/17	01/12/17
ARIZONAWATERCONDITIONING DBA	1102025958	440.84	01/04/17	01/17/17
BOUND TREE MEDICAL LLC	1102025959	949.65	01/04/17	01/10/17
COOKSON DOOR SALES OF AZ, INC	1102025960	508.65	01/04/17	01/11/17
CREATIVE COMMUNICATIONS, INC.	1102025961	325.94	01/04/17	01/10/17
MICHAEL J FACE, DBA	1102025962	456.50	01/04/17	01/23/17
TOM DOUBT	1102025963	28.14	01/04/17	01/12/17
EMPLOYERS DENTAL SERVICES, INC	1102025964	5,087.56	01/04/17	01/10/17
EMPIRE SOUTHWEST, LLC	1102025965	194.49	01/04/17	01/11/17
MIKE FARBER	1102025966	1,344.00	01/04/17	01/10/17
FLEETPRIDE, INC	1102025967	258.97	01/04/17	01/11/17
FRONTIER SHOP SUPPLIES, INC	1102025968	20.53	01/04/17	01/12/17
GINCO PLUMBING LLC	1102025969	458.19	01/04/17	01/13/17
WEX BANK DBA	1102025970	1,241.78	01/04/17	01/12/17
LIBERTY WATER COMPANY, INC.	1102025971	44.62	01/04/17	01/11/17
LIBERTY WATER COMPANY, INC.	1102025972	90.99	01/04/17	01/11/17
ROBERT HORNE FORD	1102025973	591.28	01/04/17	01/13/17
HUGHES FIRE EQUIPMENT, INC.	1102025974	2,312.14	01/04/17	01/11/17
L.N. CURTIS & SONS	1102025975	1,814.72	01/04/17	01/11/17
MARICOPA COUNTY ELECTIONS DEPT	1102025976	27.00	01/04/17	01/12/17
MEDIACOM	1102025977	4,592.25	01/04/17	01/10/17
MEDIACOM	1102025978	320.72	01/04/17	01/10/17
MESA DISCOUNT, INC	1102025979	2,016.59	01/04/17	01/12/17
RYAN PHILLIPS	1102025980	385.00	01/04/17	01/18/17
RYAN RODRIQUEZ	1102025981	557.60	01/04/17	01/09/17
SALT RIVER PROJECT	1102025982	3,255.87	01/04/17	01/11/17
GARY A. SMITH, MD, PLLC	1102025983	7,500.00	01/04/17	01/11/17
SOUTHWEST GAS CORPORATION	1102025984	284.61	01/04/17	01/11/17
STANDARD INSURANCE COMPANY	1102025985	4,349.81	01/04/17	01/13/17
TIGER MECHANICAL SERVICES LLC	1102025986	194.12	01/04/17	01/19/17
UNITED HEALTHCARE INSURANCE CO	1102025987	66,242.54	01/04/17	01/11/17
UNITED STATES POSTAL SERVICE	1102025988	333.33	01/04/17	01/11/17
VISION SERVICE PLAN	1102025989	812.26	01/04/17	01/19/17
WAXIE'S ENTERPRISES, INC	1102025990	1,432.02	01/04/17	01/12/17
AMERICAN EXPRESS CORPORATE	1102025991	3,874.17	01/11/17	01/18/17
AZ DEPT OF REVENUE-SALES TAX	1102025993	12.00	01/11/17	01/18/17
AZ DEPT OF REVENUE-SALES TAX	1102025994	77.98	01/11/17	01/19/17
AMERICAN SAFETY & HEALTH	1102025995	76.37	01/11/17	01/19/17
BUD'S BULK ICE SERVICE, INC	1102025996	359.74	01/11/17	01/23/17
CITY OF MESA	1102025997	1,296.98	01/11/17	01/25/17
COLBY WELDING & RADIATOR, INC.	1102025998	1,573.51	01/11/17	01/24/17
ST HELEN AUTO & HARDWARE, INC.	1102025999	114.90	01/11/17	01/19/17
CRAIG HALVER	1102026001	63.08	01/11/17	01/25/17
L.N. CURTIS & SONS	1102026003	1,400.00	01/11/17	01/20/17
PHYSIO-CONTROL, INC.	1102026004	2,670.18	01/11/17	01/25/17
PROPHET NETWORK INTEGRATION,IN	1102026005	2,028.69	01/11/17	01/20/17
SHRED-IT USA LLC	1102026006	75.56	01/11/17	01/19/17
SIDNEY LEX FELKER, P.C.	1102026007	1,267.20	01/11/17	01/30/17
SUPERSTITION MOUNTAINS CFD #1	1102026008	181.75	01/11/17	01/20/17
TOSHIBA BUSINESS SOLUTIONS,INC	1102026009	455.39	01/11/17	01/19/17
MATLICK ENTERPRISES INC DBA	1102026010	3,660.96	01/11/17	01/19/17
UNIFIRST CORPORATION	1102026012	985.02	01/11/17	01/19/17
VERIZON WIRELESS SERVICES LLC	1102026013	1,135.30	01/11/17	01/20/17
ACUITY SPECIALTY PRODUCTS	1102026014	275.20	01/11/17	01/18/17
ALLIED WASTE TRANS, INC.	1102026015	354.06	01/11/17	01/19/17
CITY OF APACHE JUNCTION	1102026016	3,984.92	01/18/17	01/26/17
CITY OF MESA	1102026017	30,599.74	01/18/17	01/27/17
CENTURYLINK	1102026018	1,398.22	01/18/17	01/27/17



Pinal County Treasurer

Monthly Statement

Date Range: 1/1/2017 to 1/31/2017

CHASE MASTER CARD	1102026024	(S) 8,274.52	01/25/17	01/31/17
EAST PENN MANUFACTURING CO, IN	1102026028	109.61	01/25/17	01/31/17
FREIGHTLINER OF ARIZONA, LLC	1102026032	1,373.28	01/25/17	01/31/17
MEDIACOM	1102026042	320.72	01/25/17	01/31/17
PETTY CASHIER/ROGER WOOD	1102026045	43.30	01/25/17	01/30/17
REDBURN TIRE COMPANY, INC.	1102026046	2,701.37	01/25/17	01/31/17
SUPERSTITION SAFETY SERV, LLC	1102026047	323.11	01/25/17	01/31/17
TECHSAVVY SOLUTIONS GROUP	1102026048	66.00	01/25/17	01/31/17
Fund: 1103				Fund Total: 309,250.41
Status: OUTS				Status Total: 107,579.09 (M)
RETIREMENT SYSTEM, ARIZONA STATE	1103017591	8,991.40	01/27/17	01/25/17
AZ FF RETIREE HEALTH TRUST FUND	1103017592	1,750.00	01/27/17	01/25/17
EQUITY, HEALTH	1103017593	7,046.51	01/27/17	01/25/17
PUBLIC SAFETY PERSONNEL RETIREMENT	1103017594	87,586.75	01/27/17	02/01/17
SUPPORT PAYMENT CLEARINGHOUSE	1103017595	1,972.93	01/27/17	01/25/17
CHARITY RELIEF FUND EV FIREFIGHTER	1103017596	124.00	01/27/17	01/25/17
CHARITIES FUND EV FIREFIGHTERS	1103017597	107.50	01/27/17	01/25/17
Status: PAID				Status Total: 201,671.32
CHARITY RELIEF FUND EV FIREFIGHTER	1103017561	124.00	11/18/16	01/24/17
CHARITIES FUND EV FIREFIGHTERS	1103017562	107.50	11/18/16	01/23/17
CHARITY RELIEF FUND EV FIREFIGHTER	1103017568	124.00	12/02/16	01/03/17
CHARITIES FUND EV FIREFIGHTERS	1103017569	107.50	12/02/16	01/03/17
CHARITY RELIEF FUND EV FIREFIGHTER	1103017575	124.00	12/16/16	01/03/17
CHARITIES FUND EV FIREFIGHTERS	1103017576	107.50	12/16/16	01/03/17
RETIREMENT SYSTEM, ARIZONA STATE	1103017577	8,316.26	12/30/16	01/04/17
AZ FF RETIREE HEALTH TRUST FUND	1103017578	1,725.00	12/30/16	01/06/17
EQUITY, HEALTH	1103017579	5,585.44	12/30/16	01/09/17
PUBLIC SAFETY PERSONNEL RETIREMENT	1103017580	82,058.78	12/30/16	01/05/17
SUPPORT PAYMENT CLEARINGHOUSE	1103017581	1,972.93	12/30/16	01/05/17
CHARITY RELIEF FUND EV FIREFIGHTER	1103017582	124.00	12/30/16	01/20/17
CHARITIES FUND EV FIREFIGHTERS	1103017583	107.50	12/30/16	01/20/17
RETIREMENT SYSTEM, ARIZONA STATE	1103017584	8,881.92	01/13/17	01/19/17
AZ FF RETIREE HEALTH TRUST FUND	1103017585	1,725.00	01/13/17	01/18/17
EQUITY, HEALTH	1103017586	6,557.26	01/13/17	01/23/17
PUBLIC SAFETY PERSONNEL RETIREMENT	1103017587	81,718.30	01/13/17	01/19/17
SUPPORT PAYMENT CLEARINGHOUSE	1103017588	1,972.93	01/13/17	01/19/17
CHARITY RELIEF FUND EV FIREFIGHTER	1103017589	124.00	01/13/17	01/25/17
CHARITIES FUND EV FIREFIGHTERS	1103017590	107.50	01/13/17	01/25/17
	Count:	Amount:		
Total OUTS:	39	180,037.01		
Total PAID:	106	400,721.22		



**Superstition Fire & Medical District
General (Fund 100) Cash Reconciliation
Fiscal Year 2016 - 2017
12/31/2016**



	Deposits (Cash Receipts)	Cash Disbursements	Refunded Taxes	Book Balance
Book Balance as of: 12/1/2016				3,377,860.78 (A)
Activity During the Month				
Journal Entries:				
Interest Income (Expense):	1,070.99			1,070.99 (B)
Cash Receipts				
2011 Real Estate Taxes				-
2012 Real Estate Taxes	5.79			5.79 (C)
2013 Real Estate Taxes				-
2014 Real Estate Taxes				-
2015 Real Estate Taxes	27,951.50			27,951.50
2016 Real Estate Taxes	1,000,476.22		(505.33)	999,970.89
2007 Pers. Prop. Taxes				0.00
2008 Pers. Prop. Taxes				0.00
2009 Pers. Prop. Taxes				0.00
2010 Pers. Prop. Taxes	12.62			12.62
2011 Pers. Prop. Taxes	32.75			32.75
2012 Pers. Prop. Taxes	69.05			69.05 (D)
2013 Pers. Prop. Taxes	261.90			261.90
2014 Pers. Prop. Taxes	618.67			618.67
2015 Pers. Prop. Taxes	2,913.08			2,913.08
2016 Pers. Prop. Taxes	125,682.28		(6.01)	125,676.27
SRP Contributions				-
FDAT	29,949.31			29,949.31 (E)
Maricopa County Taxes	4,007.63			4,007.63 (F)
Deposits	57,603.33			57,603.33 (G)
Revenue Transfer	0.06			0.06 (H)
Cash Disbursements				
A) Accounts Payable Activity		(193,824.55)		(193,824.55) (I)
B) Payroll Activity		(1,232,292.18)		(1,232,292.18) (J)
C) Payroll Wire Fees		(50.00)		(50.00) (K)
D) Transfer In / Out				-
D) Transfer In / Out				-
D) Transfer In / Out				-
D) Transfer In / Out				-
E) Refund Interest				-
	\$1,250,655.18	(1,426,166.73)		3,201,837.89 (AI) Jan
Pinal County Bank Balance				
Ending Bank Balance as of: 12/31/2016		Balance from YTD Column		2,973,344.91 (L)
Less: Line of Credit Advances				0.00
Less: Line of Credit Interest				-
Plus: Line of Credit Payments				0.00
Less: Outstanding Warrants				0.00
Less: Deposit in Transit (CC payment)				-
Plus: Transfer in Transit from 300 Fund				0.00
Plus: Transfer in Transit from 150 Fund				0.00
				2,849,151.66
				Cash Balance in Payroll Clearing Account 100.00 (O)
				Cash Balance in Electronic / ACH Clearing Account 150.00 (P)
				Petty Cash 100.00
				2,849,501.66 (Q)
Prepared by: <i>Janice Duke 1/3/17</i>				Balance per B/S 2,849,501.66
Reviewed by: <i>Roger Wood 1/4/17</i>				Difference 0.00

CONTROL #297808

PINAL COUNTY TREASURER RECEIPT

RECEIPT #

2366668

297808

E-MAIL RECEIPT

Depositor Name: Pinal County Treasurer for Superstition Fire & Med

Depositor Location: 565 N Idaho Rd., Apache Junction, AZ 85119

DATE: 1/13/2017

DATE:

Florence, AZ

FINANCE CODES		TREASURER CODES			DESCRIPTION (LIMIT OF 50 CHARACTERS PER LINE)				
COST CENTER	OBJECT	SUBSIDIARY	SUBLEDGER	SUB TYPE		GL ACCOUNT	SOURCE	AMOUNT	
					6-11642-1001	15150	456.49	Superstition Fire Proceeds from Maricopa Co Wired 1/13/17	
Total Deposit								\$456.49	

Cash:	
Checks:	\$0.00
Direct Deposit:	\$456.49
Credit Card:	\$0.00
TOTAL DEPOSIT:	\$456.49

Department Signature:

Extension:

Date: 1-13-17

Treasurer Signature:

A. Power

Date: 1/13/17

VALIDATED

Maricopa CO AJ Wire Rec

Superstition Fire & Medical District

AR Payment Register (Detail)

Bank ID: Equal To D

Check No. / Payment ID	Payee Name / Customer Name	Invoice No. / Account Number	Amount Paid
BANK: D - M & O GENERAL FUND CHECKING			
DEPOSIT: 2,048 DATE: 01/05/17			
CASH	(ONETIMECUST)	Cash Invoice : 003904	\$3.00 \$3.00 ✓
		CASH TOTAL:	\$3.00
29021233	(ONETIMECUST)	Credit Card Invoice : 003906	\$50.00 \$50.00 ✓
		CREDIT CARD # 29021233 TOTAL:	\$50.00
		DEPOSIT 2,048 TOTAL:	\$53.00
DEPOSIT: 2,049 DATE: 01/07/17			
CASH	(ONETIMECUST)	Cash Invoice : 003907	\$25.00 \$25.00 ✓
		CASH TOTAL:	\$25.00
CASH	(ONETIMECUST) (ONETIMECUST)	Cash Invoice : 003908 Invoice : 003908	\$50.00 \$35.00 \$15.00 ✓
		CASH TOTAL:	\$50.00 ✓
CASH	(ONETIMECUST)	Cash Invoice : 003909	\$25.00 \$25.00 ✓
		CASH TOTAL:	\$25.00 ✓
146	(ONETIMECUST) (ONETIMECUST)	Check Invoice : 003910 Invoice : 003910	\$50.00 \$35.00 \$15.00 ✓
		CHECK # 146 TOTAL:	\$50.00 ✓
CASH	(ONETIMECUST)	Cash Invoice : 003911	\$25.00 \$25.00 ✓
		CASH TOTAL:	\$25.00 ✓
4800	(ONETIMECUST)	Check Invoice : 003912	\$25.00 \$25.00 ✓
		CHECK # 4800 TOTAL:	\$25.00 ✓
362	(ONETIMECUST)	Check Invoice : 003913	\$35.00 \$35.00 ✓
		CHECK # 362 TOTAL:	\$35.00 ✓
CASH	(ONETIMECUST)	Cash Invoice : 003914	\$3.00 \$3.00 ✓
		CASH TOTAL:	\$3.00 ✓
		DEPOSIT 2,049 TOTAL:	\$238.00
DEPOSIT: 2,050 DATE: 01/09/17			
1352	(ONETIMECUST)	Check Invoice : 003915	\$24.00 \$24.00 ✓
		CHECK # 1352 TOTAL:	\$24.00
		DEPOSIT 2,050 TOTAL:	\$24.00
DEPOSIT: 2,051 DATE: 01/09/17			
CASH	(ONETIMECUST)	Cash Invoice : 003918	\$3.00 \$3.00 ✗
		CASH TOTAL:	\$3.00 ✗
		DEPOSIT 2,051 TOTAL:	\$3.00
DEPOSIT: 2,053 DATE: 01/11/17			

Superstition Fire & Medical District

AR Payment Register (Detail)

Bank ID: Equal To D

Check No. / Payment ID	Payee Name / Customer Name	Invoice No. / Account Number	Amount Paid
BANK: D - M & 0 GENERAL FUND CHECKING			
DEPOSIT: 2,053	DATE: 01/11/17		(CONTINUED)
289242/218052417	ARISLD/inv 3917/ck 218052417 Arizona State Land Department (ARISLD)	Check Invoice : 003917	\$77,902.95 \$77,902.95
		CHECK # 289242/218052417 TOTAL:	\$77,902.95 ✓
289242 / 205573	PSPRS/inv 3860/ck 205573 Public Safety Retirement Sys. (PSPRS/COBRA) Public Safety Retirement Sys. (PSPRS/COBRA) Public Safety Retirement Sys. (PSPRS/COBRA)	Check Invoice : 003860 Invoice : 003860 Invoice : 003860	\$406.26 \$146.26 \$156.91 \$103.09
		CHECK # 289242 / 205573 TOTAL:	\$406.26 ✓
289242 / 629002927	John Kevin/inv 3899/629002927 John Kevin (KEVINJO)	Check Invoice : 003899	\$756.45 \$756.45
		CHECK # 289242 / 629002927 TOTAL:	\$756.45 ✓
289242 / 8389	SuperstitionMtnHis/3868/8389 (ONETIMECUST) (ONETIMECUST)	Check Invoice : 003868 Invoice : 003868	\$2,059.36 \$955.52 \$1,103.84
		CHECK # 289242 / 8389 TOTAL:	\$2,059.36 ✓
		DEPOSIT 2,053 TOTAL:	\$81,125.02
DEPOSIT: 2,054	DATE: 01/17/17		
CASH	(ONETIMECUST)	Cash Invoice : 003921	\$3.00 \$3.00
		CASH TOTAL:	\$3.00 ✗
CASH	(ONETIMECUST)	Cash Invoice : 003922	\$3.00 \$3.00
		CASH TOTAL:	\$3.00 ✗
		DEPOSIT 2,054 TOTAL:	\$6.00
DEPOSIT: 2,055	DATE: 01/18/17		
CASH	(ONETIMECUST)	Cash Invoice : 003923	\$12.00 \$12.00
		CASH TOTAL:	\$12.00 ✗
		DEPOSIT 2,055 TOTAL:	\$12.00
DEPOSIT: 2,056	DATE: 01/19/17		
32013	(ONETIMECUST) (ONETIMECUST)	Check Invoice : 003924 Invoice : 003924	\$100.00 \$50.00 \$50.00
		CHECK # 32013 TOTAL:	\$100.00 ✗
14924	(ONETIMECUST)	Check Invoice : 003925	\$50.00 \$50.00
		CHECK # 14924 TOTAL:	\$50.00 ✗
		DEPOSIT 2,056 TOTAL:	\$150.00
DEPOSIT: 2,057	DATE: 01/24/17		
14910	(ONETIMECUST)	Check Invoice : 003928	\$50.00 \$50.00
		CHECK # 14910 TOTAL:	\$50.00
		DEPOSIT 2,057 TOTAL:	\$50.00 ✗
DEPOSIT: 2,058	DATE: 01/30/17		
4576	(ONETIMECUST)	Check Invoice : 003931	\$100.00 \$50.00

Superstition Fire & Medical District
AR Payment Register (Detail)
Bank ID: Equal To D

✓ = deposited
* = in transit

Check No. / Payment ID Payee Name / Customer Name Invoice No. / Account Number Amount Paid

BANK: D - M & O GENERAL FUND CHECKING (CONTINUED)

DEPOSIT: 2,058 DATE: 01/30/17 Invoice : 003931 \$50.00

(ONETIMECUST) CHECK # 4576 TOTAL: \$100.00 *

DEPOSIT 2,058 TOTAL: \$100.00

TOTAL FOR BANK ID: D \$81,761.02

GRAND TOTAL OF ALL CHECKS: \$81,559.02

GRAND TOTAL OF ALL CREDIT CARDS: \$50.00

GRAND TOTAL OF ALL CASH: \$152.00

GRAND TOTAL OF ALL EFT: \$0.00

GRAND TOTAL OF ALL PAYMENTS: \$81,761.02

GRAND TOTAL OF ALL ADJUSTMENTS: \$0.00

COMBINED TOTAL: \$81,761.02

x = in transit

(2) 3.00 +
 3.00 +
 3.00 +
 12.00 +
 100.00 +
 50.00 +
 50.00 +
 100.00 +
 (N) 321.00G+

(1)

CYMA 81,761.02 + (1)
 Jan in transit 321.00 - (2)
 81,440.02G+ (5)

CONTROL #297837

PINAL COUNTY TREASURER RECEIPT

RECEIPT #

297837

E-MAIL RECEIPT

Depositor Name: SUPERSTITION FIRE & MED DISTRICT

DATE: 1/11/2017

Depositor Location: 565 NORTH IDAHO ROAD-APACHE JUNCTION, AZ 85219

FINANCE CODES				TREASURER CODES			DESCRIPTION (LIMIT OF 30 CHARACTERS PER LINE)																				
COST CENTER	OBJECT	SUBSIDIARY	SUBLEDGER	SUB TYPE	GL ACCOUNT	SOURCE		AMOUNT																			
				6-11642-1002	73160		95,000.00																				
				6-11642-1001	73160	(61-1)	50.00																				
							WIRED MONEY TO GROUND TRANSPORT FUND																				
							WIRED MONEY TO GENERAL FUND																				
Total Deposit							\$95,050.00																				
<table border="0"> <tr> <td>Cash:</td> <td>\$0.00</td> <td>Department Signature:</td> <td>Date: 1/11/17</td> </tr> <tr> <td>Checks:</td> <td>\$0.00</td> <td>Extension:</td> <td></td> </tr> <tr> <td>Direct Deposit:</td> <td>\$95,050.00</td> <td>Treasurer Signature:</td> <td>Date: 1/11/17</td> </tr> <tr> <td>Credit Card:</td> <td>\$0.00</td> <td></td> <td></td> </tr> <tr> <td>TOTAL DEPOSIT:</td> <td>\$95,050.00</td> <td></td> <td></td> </tr> </table>								Cash:	\$0.00	Department Signature:	Date: 1/11/17	Checks:	\$0.00	Extension:		Direct Deposit:	\$95,050.00	Treasurer Signature:	Date: 1/11/17	Credit Card:	\$0.00			TOTAL DEPOSIT:	\$95,050.00		
Cash:	\$0.00	Department Signature:	Date: 1/11/17																								
Checks:	\$0.00	Extension:																									
Direct Deposit:	\$95,050.00	Treasurer Signature:	Date: 1/11/17																								
Credit Card:	\$0.00																										
TOTAL DEPOSIT:	\$95,050.00																										

DEPARTMENT

Receipt Form

Superstition Fire & Medical District
AP Check Register (Current by Bank)

Check Dates: 1/1/2017 to 1/31/2017

Check No.	Date	Status	Vendor ID	Payee Name	Amount
BANK ID: D - M & O GENERAL FUND CHECKING					100-10-10100-10
25953	01/04/17	P	AETNA	Aetna Behavioral Health, LLC	\$791.04
25954	01/04/17	P	ALLWSI	Allied Waste Trans, Inc.	\$81.17
25955	01/04/17	P	APAJWC	Water Utilities Comm FD dba	\$31.13
25956	01/04/17	P	APATRA	Apache Trail Auto Supply, LLC	\$799.76
25957	01/04/17	P	ARI001	Arizona Water Company, Inc.	\$583.17
25958	01/04/17	P	ARIWCI	ArizonaWaterConditioning dba	\$440.84
25959	01/04/17	P	BOUTC	Bound Tree Medical LLC	\$949.65
25960	01/04/17	P	COOKDS	Cookson Door Sales of AZ, Inc	\$508.65
25961	01/04/17	P	CRECOM	Creative Communications, Inc.	\$325.94
25962	01/04/17	P	DIEPOL	Michael J Face, dba	\$456.50
25963	01/04/17	P	DOUBTT	Tom Doubt	\$28.14
25964	01/04/17	P	EMPDSI	Employers Dental Services, Inc	\$5,087.56
25965	01/04/17	P	EMPSWL	Empire Southwest, LLC	\$194.49
25966	01/04/17	P	FARMI	Mike Farber	\$1,344.00
25967	01/04/17	P	FLEETI	Fleetpride, Inc	\$258.97
25968	01/04/17	P	FROSHO	Frontier Shop Supplies, Inc	\$20.53
25969	01/04/17	P	GINCOP	Ginco Plumbing LLC	\$458.19
25970	01/04/17	P	GLOBFL	Wex Bank dba	\$1,241.78
25971	01/04/17	P	GOLCAS	Liberty Water Company, Inc.	\$44.62
25972	01/04/17	P	GOLCAS	Liberty Water Company, Inc.	\$90.99
25973	01/04/17	P	HORNFO	Robert Horne Ford	\$591.28
25974	01/04/17	P	HUGHFI	Hughes Fire Equipment, Inc.	\$2,312.14
25975	01/04/17	P	LNCS	L.N. Curtis & Sons	\$1,814.72
25976	01/04/17	P	MCED	Maricopa County Elections Dept	\$27.00
25977	01/04/17	P	MEDIA	Mediacom	\$4,592.25
25978	01/04/17	P	MEDIA	Mediacom	\$320.72
25979	01/04/17	P	MESATV	Mesa Discount, Inc	\$2,016.59
25980	01/04/17	P	PHILRY	Ryan Phillips	\$385.00
25981	01/04/17	P	RODRY	Ryan Rodriquez	\$557.60
25982	01/04/17	P	SAL001	Salt River Project	\$3,255.87
25983	01/04/17	P	SMIG	Gary A. Smith, MD, PLLC	\$7,500.00
25984	01/04/17	P	SOU001	Southwest Gas Corporation	\$284.61
25985	01/04/17	P	STANIC	Standard Insurance Company	\$4,349.81
25986	01/04/17	P	TIGMEC	Tiger Mechanical Services LLC	\$194.12
25987	01/04/17	P	UNIHEC	United HealthCare Insurance Co	\$66,242.54
25988	01/04/17	P	USPS	United States Postal Service	\$333.33
25989	01/04/17	P	VSP001	Vision Service Plan	\$812.26
25990	01/04/17	P	WAXIE	Waxie's Enterprises, Inc	\$1,432.02
25991	01/11/17	P	AMEEX	American Express Corporate	\$3,874.17
25992	01/11/17	V	1/11/17	AMEEX	
25993	01/11/17	P	ARIDER	AZ Dept of Revenue-Sales Tax	\$12.00
25994	01/11/17	P	ARIDER	AZ Dept of Revenue-Sales Tax	\$77.98
25995	01/11/17	P	ASHI	American Safety & Health	\$76.37
25996	01/11/17	P	BUDICS	Bud's Bulk Ice Service, Inc	\$359.74
25997	01/11/17	P	CITOM	City of Mesa	\$1,296.98
25998	01/11/17	P	COLRAD	Colby Welding & Radiator, Inc.	\$1,573.51
25999	01/11/17	P	FROACE	St Helen Auto & Hardware, Inc.	\$114.90
26000	01/11/17	P	GFOA	Government Finance	\$106.67
26001	01/11/17	P	HALC	Craig Halver	\$63.08
26002	01/11/17	P	IN	Independent Newspapers Inc	\$75.00
26003	01/11/17	P	LNCS	L.N. Curtis & Sons	\$1,400.00
26004	01/11/17	P	MEDPC	Physio-Control, Inc.	\$2,670.18
26005	01/11/17	P	PNI	Prophet Network Integration, In	\$2,028.69
26006	01/11/17	P	SHREIT	Shred-it USA LLC	\$75.56
26007	01/11/17	P	SIDLFP	Sidney Lex Felker, P.C.	\$1,267.20
26008	01/11/17	P	SUPMCN	Superstition Mountains CFD #1	\$181.75
26009	01/11/17	P	TOSHBS	Toshiba Business Solutions, Inc	\$455.39

* Check Status Types: "P" - Printed ; "M" - Manual ; "V" - Void (Void Date) ; "A" - Application ; "E" - EFT

** Denotes broken check sequence.

Superstition Fire & Medical District
AP Check Register (Current by Bank)

Check Dates: 1/1/2017 to 1/31/2017

Check No.	Date	Status	Vendor ID	Payee Name	Amount
26010	01/11/17	P	UNI001	Matlick Enterprises Inc dba	\$3,660.96
26011	01/11/17	V 1/11/17	UNI001		
26012	01/11/17	P	UNICOR	Unifirst Corporation	\$985.02
26013	01/11/17	P	VERW	Verizon Wireless Services LLC	\$1,135.30
26014	01/11/17	P	ZEP001	Acuity Specialty Products	\$275.20
26015	01/11/17	P	ALLWSI	Allied Waste Trans, Inc.	\$354.06
26016	01/18/17	P	CITOAJ	City of Apache Junction	\$3,984.92
26017	01/18/17	P	CITOM	City of Mesa	\$30,599.74
26018	01/18/17	P	QWEST	CenturyLink	\$1,398.22
26019	01/25/17	P	AFLAC	AFLAC	\$5,441.42
26020	01/25/17	P	APAJWC	Water Utilities Comm FD dba	\$272.95
26021	01/25/17	P	APATRA	Apache Trail Auto Supply, LLC	\$663.04
26022	01/25/17	P	ARI001	Arizona Water Company, Inc.	\$284.70
26023	01/25/17	P	ARIFSM	Arizona Fire Srvc Mech Assoc	\$240.00
26024	01/25/17	P	CHASEM	Chase Master Card	\$8,274.52
26025	01/25/17	V 1/25/17	CHASEM		
26026	01/25/17	P	CITOM	City of Mesa	\$232.67
26027	01/25/17	P	CYMSI	CYMA Systems Inc	\$258.63
26028	01/25/17	P	DEKABA	East Penn Manufacturing Co, In	\$109.61
26029	01/25/17	P	DUPIUA	Dupuis, Alex	\$2,600.00
26030	01/25/17	P	FLEETI	Fleetpride, Inc	\$146.23
26031	01/25/17	P	FRANEL	CSC Electrical Contractor, LLC	\$1,359.01
26032	01/25/17	P	FREIAZ	Freightliner of Arizona, LLC	\$1,373.28
26033	01/25/17	P	FROSHO	Frontier Shop Supplies, Inc	\$285.49
26034	01/25/17	P	GALLAM	Galloway Asset Management, LLC	\$900.00
26035	01/25/17	P	GOLCAS	Liberty Water Company, Inc.	\$173.24
26036	01/25/17	P	HEALEQ	HealthEquity, Inc	\$158.00
26037	01/25/17	P	HENHO	Henry & Horne, LLP	\$14,000.00
26038	01/25/17	P	HORNFO	Robert Horne Ford	\$160.40
26039	01/25/17	P	HUGHFI	Hughes Fire Equipment, Inc.	\$1,154.16
26040	01/25/17	P	LANDS	Lands'End, Inc	\$134.87
26041	01/25/17	P	LNCS	L.N. Curtis & Sons	\$285.04
26042	01/25/17	P	MEDIA	Mediacom	\$320.72
26043	01/25/17	P	PCRO	Pinal County Recorder's Office	\$20,072.00
26044	01/25/17	P	PHONAP	Cadwell Irrevocable Trust III	\$262.08
26045	01/25/17	P	PTYCSH	Petty Cashier/Roger Wood	\$43.30
26046	01/25/17	P	REDTIC	Redburn Tire Company, Inc.	\$2,701.37
26047	01/25/17	P	SUPSAF	Superstition Safety Serv, LLC	\$323.11
26048	01/25/17	P	TSG001	Techsavvy Solutions Group	\$66.00
26049	01/25/17	P	UNI001	Matlick Enterprises Inc dba	\$14,033.84
26050	01/25/17	V 1/25/17	UNI001		
26051	01/25/17	P	WAXIE	Waxie's Enterprises, Inc	\$744.31
26052	01/25/17	P	WELLSF	Wells Fargo Bank, N.A.	\$555.45
26053	01/25/17	P	WHIB	Brian A White	\$311.60
26054	01/25/17	P	WWWILL	Power Acquisition, LLC.	\$1,096.37

BANK D REGISTER TOTAL: \$247,898.98

GRAND TOTAL : \$247,898.98

14

Superstition Fire & Medical District
 GL Account Ledger - Detail By Period
 1/1/2017 through 1/31/2017

2/1/17
 4:07:43 PM

Batch	Journal	Entry #	Date	Job	Document	Description	Debits	Credits	Balance
100-10-10150-10						PAYROLL ACCOUNT			(\$5,237,097.17)
15026	Z	717893	01/09/17		JE0102	Payroll end date 010817 STATE WH Rcls 100	-	50,232.46	(5,287,329.63)
15023	PR	717795	01/13/17		17584 - 30754	Payroll All Freq 1/8/2017	-	343,786.93	(5,631,116.56)
15040	Z	718353	01/22/17		JE0103	Rcls Payroll End Date 012217 100	-	53,736.64	(5,684,853.20)
15039	PR	718277	01/27/17		17591 - 30869	Payroll All Freq 1/22/2017	-	357,999.03	(6,042,852.23)
						PAYROLL ACCOUNT TOTALS:	\$0.00	\$805,755.06	(\$6,042,852.23)
						TOTAL OF LEDGER:	\$0.00	\$805,755.06	(\$6,042,852.23)

(1)

Commercial Checking Acct Public Funds

Account number: 4942920083 ■ December 1, 2016 - December 31, 2016 ■ Page 1 of 5



SUPERSTITION FIRE & MEDICAL DISTRICT
GROUND TRANSPORTATION
565 N IDAHO RD
APACHE JUNCTION AZ 85119-4014

Questions?

Call your Customer Service Officer or Client Services
1-800-AT WELLS (1-800-289-3557)
5:00 AM TO 8:00 PM Pacific Time Monday - Friday

Online: wellsfargo.com

Write: Wells Fargo Bank, N.A. (182)
PO Box 63020
San Francisco, CA 94163

Account summary

100 - \$150⁰⁰

Commercial Checking Acct Public Funds

Account number	Beginning balance	Total credits	Total debits	Ending balance
4942920083	\$11,681.76	\$170,677.98	-\$175,348.00	\$7,011.74

Credits

Electronic deposits/bank credits

Effective date	Posted date	Amount	Transaction detail
	12/01	1,804.09	Noridian Azutmt Hcclaimpmt 161129 1184003220 TRN*1*888983023*1450173185~
	12/01	150.00	Pnp Billpayment 112816Set 161201 6500 Apache Junction Fire D
	12/02	2,258.68	Noridian Azutmt Hcclaimpmt 161201 1184003220 TRN*1*888986879*1450173185~
	12/02	1,340.36	Bcbs of Arizona Hcclaimpmt 161130 1184003220 TRN*1*088896603*1860004538\
	12/02	1,058.41	Aetna AS01 Hcclaimpmt xxxxx1208 TRN*1*816334510004178*1066033492\
	12/02	782.47	Bcbs of Arizona Hcclaimpmt 161130 1184003220 TRN*1*088892730*1860004538\
	12/05	1,121.24	Bcbs of Arizona Hcclaimpmt 161201 1184003220 TRN*1*089640244*1860004538\
	12/05	396.13	Noridian Azutmt Hcclaimpmt 161201 1184003220 TRN*1*888991054*1450173185~
	12/05	85.00	Merchant Service Hist Rtn 161205 8029396648 Superstition Fire and
	12/06	3,964.08	Noridian Azutmt Hcclaimpmt 161202 1184003220 TRN*1*888995514*1450173185~
	12/06	640.24	Humana Ins CO Efpayment 161206 362703 TRN*1*001290029859204*1391263473\
	12/06	218.22	Hhp Efpayment 161206 362703 TRN*1*001270014621007*1611013183\
	12/07	2,177.84	Noridian Azutmt Hcclaimpmt 161205 1184003220 TRN*1*888999946*1450173185~
	12/07	1,778.58	Mercy Care Plan Hcclaimpmt 161206 00145658 TRN*1*4470956*1860527381*Ahcccs Acute\

Commercial Checking Acct Public Funds

Account number: 4121535058 ■ January 1, 2017 - January 31, 2017 ■ Page 1 of 2



SUPERSTITION FIRE & MEDICAL DISTRICT
 PAYROLL CLEARING ACCT
 565 N IDAHO RD
 APACHE JUNCTION AZ 85119-4014

Questions?

Call your Customer Service Officer or Client Services
1-800-AT WELLS (1-800-289-3557)
 5:00 AM TO 6:00 PM Pacific Time Monday - Friday

Online: wellsfargo.com

Write: Wells Fargo Bank, N.A. (182)
 PO Box 63020
 San Francisco, CA 94163

Account summary

Commercial Checking Acct Public Funds

Account number	Beginning balance	Total credits	Total debits	Ending balance
4121535058	\$100.00	\$666,618.40	-\$666,618.40	\$100.00

Credits

Electronic deposits/bank credits

Effective date	Posted date	Amount	Transaction detail
	01/11	327,059.68	WT Seq111162 Pinal County Treasurer /Org=Pinal County Treasurer Srf# IN17011110001642 Trn#17011111162 Rfb# 000005803
	01/25	335,558.72	WT Seq#89054 Pinal County Treasurer /Org=Pinal County Treasurer Srf# Gw00000001327317 Trn#170125089054 Rfb# 5816
	01/26	4,000.00	WT Seq#53933 Pinal County Treasurer /Org=Pinal County Treasurer Srf# Gw00000001345567 Trn#170126053933 Rfb# 5817
		\$666,618.40	Total electronic deposits/bank credits
		\$666,618.40	Total credits

Debits

Electronic debits/bank debits

Effective date	Posted date	Amount	Transaction detail
	01/13	203,459.64	ACH Origination - Superstition Fir - File 1860311208 Coid 1860311208
	01/13	34,625.73	ACH Origination - Superstition Fir - File 1860311208 Coid 1860311208
	01/13	23,078.46	ACH Origination - Superstition Fir - File 1860311208 Coid 1860311208
	01/13	4,614.65	ACH Origination - Superstition Fir - File 1860311208 Coid 1860311208
	01/13	2,779.20	ACH Origination - Superstition Fir - File 1860311208 Coid 1860311208
	01/13	49,361.68	IRS Usatxpymt 011317 220741370066207 Superstition Fire & ME
	01/13	9,140.32	AZ Dept of Rev Ccddir.Dbt xxxxx3092 Superstition Fire & ME
	01/27	220,006.68	ACH Origination - Superstition Fir - File 1860311208 Coid 1860311208
	01/27	30,413.26	ACH Origination - Superstition Fir - File 1860311208 Coid 1860311208
	01/27	23,318.85	ACH Origination - Superstition Fir - File 1860311208 Coid 1860311208



Electronic debits/bank debits (continued)

<i>Effective date</i>	<i>Posted date</i>	<i>Amount</i>	<i>Transaction detail</i>
	01/27	3,784.93	ACH Origination - Superstition Fir - File 1860311208 Coid 1860311208
	01/27	52,208.73	IRS Usatapynt 012717 220742714151973 Superstition Fire & ME
	01/27	9,826.27	AZ Dept of Rev Ccddir.Dbt xxxxx3092 Superstition Fire & ME
		\$666,618.40	Total electronic debits/bank debits
		\$666,618.40	Total debits

Daily ledger balance summary

<i>Date</i>	<i>Balance</i>	<i>Date</i>	<i>Balance</i>	<i>Date</i>	<i>Balance</i>
12/31	100.00	01/13	100.00	01/26	339,658.72
01/11	327,159.68	01/25	335,658.72	01/27	100.00
Average daily ledger balance		\$42,978.60			

2/2/17
1:32:01 PM

Superstition Fire & Medical District

Balance Sheet

As of 1/31/2017

FUND: (100) General Fund

Assets

Current Assets

Fund Cash - General (M&O)
Payroll Account
Petty Cash - Accounting
Due From other funds
Total Current Assets

\$8,229,174.76
(6,042,852.23)
100.00
252,348.92

} # 2,186,422.53/11

Ⓢ

\$2,438,771.45

Total Assets

\$2,438,771.45

Liabilities and Equity

Current Liabilities

Sales Tax Payable
HSA Fees (due 3rd party)
Disability Insurance-Voluntary Long Term
Life Insurance - Voluntary Supplemental
AFLAC

\$87.60
464.15
(354.70)
(209.61)
719.42

Total Current Liabilities

\$706.86

Total Liabilities

\$706.86

Equity

Fund Balance - General Fund
Current Year Profit/Loss
Total Equity

\$1,253,178.51
1,184,886.08

2,438,064.59

Total Liabilities and Equity

\$2,438,771.45



Corporate Card Statement of Account

Sign-up For Online Statements

www.americanexpress.com/checkyourbill

Prepared For
BARB DUFFEL/CBA
SUPERSTITION FIRE

Account Number
XXXX-XXXXX6-21004

Closing Date
12/28/16

Page 1 of 3

Previous Balance \$	New Charges \$	Other Debits \$	Payments \$	Other Credits \$	Balance Please Pay By Due \$ 01/12/17
1,339.95	4,302.31	0.00	1,339.95	0.00	4,302.31

For important information regarding your account refer to page 2.

Payment is due in full. Please pay by 01/12/17 to allow time for your payment to be received by us and credited to your account.

To manage your Account online or to pay your bill, please visit us at corp.americanexpress.com. For additional contact information, please see the reverse side of this page.

Corporate Card Snapshot

Card Number	Card	New Charges + Other Debits	Payments + Other Credits
XXXX-XXXXX6-21004	BARB DUFFEL/CBA	0.00	-1,339.95
XXXX-XXXXX6-22028	PAUL BOURGEOIS	4,302.31	0.00
	Total	4,302.31	-1,339.95

Activity

Date reflects either transaction or posting date

Card Number XXXX-XXXXX6-21004					Reference Code	Amount \$
12/11/16	PAYMENT RECEIVED	THANK YOU	12/11	04608000000	-1,093.80	
12/11/16	PAYMENT RECEIVED	THANK YOU	12/11	04608000000	-246.15	
Total for BARB DUFFEL/CBA					New Charges/Other Debits Payments/Other Credits	0.00 -1,339.95

VENDOR # ameef
 ACCT. # See spreadsheet
 APPROVAL: _____
 DATE PAID 1/11/17
 WARRANT # 25991-92

100 (R)
 150
 3,874.17
 428.14

↓ Please fold on the perforation below, detach and return with your payment ↓

Do not staple or use paper clips

Payment Coupon

Account Number 3787-506076-21004 Payable upon receipt in U.S. Dollars.

Please Pay By 01/12/17 Enter 15 digit account number on all payments.


Amount Due \$4,302.31

Checks or drafts must be drawn against banks located in the U.S.

Check here if address, telephone number, or e-mail address has changed. Note changes on reverse side.

BARB DUFFEL/CBA
 SUPERSTITION FIRE
 565 N. IDAHO RD
 APACHE JUNCTION AZ 85119

Mail Payment to:


 AMERICAN EXPRESS
 BOX 0001
 LOS ANGELES CA 90096-8000



0000378750607621004 000430231000430231 28HH



Prepared For
**BARB DUFFEL/CBA
 SUPERSTITION FIRE**

Account Number
XXXX-XXXXX6-21004

Closing Date
12/28/16

Page 3 of 3

Activity Continued

Card Number	XXXX-XXXXX6-22028	Reference Code	Amount \$
11/29/16	AMAZON MKTPLACE PMTS AMZN.COM/BILL REF# QV1L2QTI25 BOOK STORES	WA 11/29/16 14109 $\frac{100F}{91.93}$ 14121 $\frac{150F}{45.97}$	137.91 ✓
12/02/16	Arizona Fire Chiefs 623-581-8596 851808963 100382570147 86324 ROC NUMBER 8518089633798016	AZ 12/01/16 65180896337	750.00
12/04/16	AMAZON MKTPLACE PMTS AMZN.COM/BILL REF# TL9YS820EDJ BOOK STORES	WA 12/03/16 14109 $\frac{100F}{34.52}$ 14121 $\frac{150F}{17.25}$	51.77 ✓
12/09/16	STAPLES 00472 PUTNAM REF# 171098643 (800) 333-3330 HAMMERMILL COPY PLUS COPY PAPER 8 1 ROC NUMBER 171098643 TAX \$5.28	CT 12/08/16 17109864300	65.26
12/09/16	ITUNES.COM/BILL ITUN CUPERTINO REF# MN5K5QD4XY0 ITUNES STORE & A	CA 12/09/16 14113 $\frac{100F}{1.45}$ 14111 $\frac{150F}{.72}$	2.17
12/09/16	AMAZON.COM AMZN.COM/BILL REF# GKTOCS3K2LI MERCHANDISE	WA 12/09/16 14109 $\frac{100F}{6.33}$ 14121 $\frac{150F}{3.16}$	9.49 ✓
12/10/16	AMAZON MKTPLACE PMTS AMZN.COM/BILL REF# V17WR5Q208E BOOK STORES	WA 12/10/16 14109 $\frac{100F}{5.81}$ 14121 $\frac{150F}{2.91}$	8.72 ✓
12/13/16	AMAZON MKTPLACE PMTS AMZN.COM/BILL REF# LOPSXYUAXVP BOOK STORES	WA 12/12/16 14109 $\frac{100F}{20.87}$ 14121 $\frac{150F}{10.43}$	30.94 ✓
12/13/16	AMAZON.COM AMZN.COM/BILL REF# DII6JAZED40 MERCHANDISE	WA 12/13/16 14109	392.31 ✓
12/17/16	AMAZON.COM AMZN.COM/BILL REF# E8KW5DK00QI MERCHANDISE	WA 12/17/16 14109 $\frac{100F}{27.95}$ 14121 $\frac{150F}{13.98}$	41.93 ✓
12/17/16	AMAZON MKTPLACE PMTS AMZN.COM/BILL REF# EZLPFU60WOK BOOK STORES	WA 12/17/16 14109 $\frac{100F}{27.08}$ 14121 $\frac{150F}{13.54}$	40.82 ✓
12/18/16	AMAZON MKTPLACE PMTS AMZN.COM/BILL REF# ELL6HUFFXQF BOOK STORES	WA 12/18/16 14109 $\frac{100F}{22.45}$ 14121 $\frac{150F}{11.22}$	43.43 ✓
12/22/16	AMAZON MKTPLACE PMTS AMZN.COM/BILL REF# DZL8DZ0CVYS BOOK STORES	WA 12/22/16 14109 $\frac{100F}{37.18}$ 14121 $\frac{150F}{18.59}$	55.77 ✓
12/22/16	AZ FIRE DIST ASSN 4804964331 REF# 14266231 MEMBERSHIP ORGS MEMBERSHIP CLUBS AN ROC NUMBER 14266231	AZ 12/22/16 14266231000	2,395.00
12/22/16	AMAZON MKTPLACE PMTS AMZN.COM/BILL REF# CNZ2NE0BMOC BOOK STORES	WA 12/22/16 14109 $\frac{100F}{11.33}$ 14121 $\frac{150F}{5.66}$	16.99
12/28/16	PAYPAL *ARIZONAAMBU 4029357733 REF# 26010051 402-935-7733 OTHER ROC NUMBER 26010051	CA 12/27/16 26010051000	260.00
Total for PAUL BOURGEOIS		New Charges/Other Debits Payments/Other Credits	4,302.31 0.00

14002

100F

14109

100F

14114

100F

14110

150F



5582508644559228002156000107834100000004

P.O. BOX 15129
WILMINGTON, DE
19850-5123

Get updates on the go
Log on to chase.com/alerts

Payment Due Date:	02/04/17
New Balance:	\$10,783.41
Minimum Payment:	\$2,156.00

Account number: 5582 5086 4455 9228

33122 BEX 9 01017 C
ROGER WOOD
SUPERSTITION FIRE
565 N IDAHO RD
APACHE JUNCTION AZ 85119-4014

\$ _____ Amount Enclosed
Make your check payable to: Chase Card Services

CARDMEMBER SERVICE
PO BOX 94014
PALATINE IL 60094-4014

5000 160 28 16986445592289

BUSINESS CARD STATEMENT Manage your account online: www.chase.com/ink Customer Service: 1-800-945-2028 Mobile: Visit chase.com on your mobile browser

ACCOUNT SUMMARY

Account Number: 5582 5086 4455 9228

Previous Balance	\$6,968.73
Payment, Credits	-\$6,968.73
Purchases	+\$10,783.41
Cash Advances	\$0.00
Balance Transfers	\$0.00
Fees Charged	\$0.00
Interest Charged	\$0.00
New Balance	\$10,783.41
Opening/Closing Date	12/11/16 - 01/10/17
Credit Limit	\$30,000
Available Credit	\$19,216
Cash Access Line	\$6,000
Available for Cash	\$6,000
Past Due Amount	\$0.00
Balance over the Credit Limit	\$0.00

PAYMENT INFORMATION

New Balance	\$10,783.41
Payment Due Date	02/04/17
Minimum Payment Due	\$2,156.00

Late Payment Warning: If we do not receive your minimum payment by the due date, you may have to pay up to a \$39 late fee.
Minimum Payment Warning: Enroll in Auto-Pay and avoid missing a payment. To enroll, call the number on the back of your card or go to the web site listed above.

100 (\$)
\$8,274.52

VENDOR # Chase M
ACCT # See spreadsheet
APPROVAL: _____
DATE PAID 1/25/17
WARRANT # 26024-05

ACCOUNT ACTIVITY

Date of Transaction	Merchant Name or Transaction Description	\$ Amount	
12/19	FRYS-FOOD-DRG #065 APACHE JUNCTI AZ	5.11	100 F
12/19	99 CENTS ONLY STORES # APACHE JCT AZ	22.91	100 F
12/19	DOLLAR TREE APACHE JUNCTI AZ	51.28	100 F
12/19	OFFICEMAX/OFFICEDEPOTS APACHE JUNCTI AZ	120.04	100 F
12/20	SUBWAY 00999912 MIAMI FL	19.64	100 F
12/22	PARTY CITY #956 MESA AZ	49.08	100 F
01/03	BASHAS' #082 GOLD CANYON AZ	38.65	100 F
	JASMIN JONES		
	TRANSACTIONS THIS CYCLE (CARD 1965) \$306.71		
12/19	COSTCO *BUS CENTER 827 602-274-4651 AZ	570.00	100 F
12/21	FEDEX 200583391 MEMPHIS TN	13.06	100 F
01/06	ADOBE *ACROPRO SUBS 800-833-6687 CA	15.99	100 F
	VAUGHN CROSHAW		
	TRANSACTIONS THIS CYCLE (CARD 7271) \$599.05		
12/25	Payment ThankYou Image Check	-6,817.11	
12/25	Payment ThankYou Image Check	-21.10	
12/25	Payment ThankYou Image Check	-130.52	
12/21	OFFICEMAX/OFFICEDEPOTS APACHE JUNCTI AZ	142.91	100 F
12/22	USPS PO 0302590130 APACHE JUNCTI AZ	6.45	100 F
12/29	USPS PO 0802590130 APACHE JUNCTI AZ	22.95	150 F
	ROGER WOOD		
	TRANSACTIONS THIS CYCLE (CARD 9228) -\$6,796.42		
	INCLUDING PAYMENTS RECEIVED		
12/29	OFFICEMAX/OFFICEDEPOT6 APACHE JUNCTI AZ	18.35	100 F
12/29	ROGUE FITNESS 614-3568190 OH	1,276.28	100 F
	RICHARD MOONEY		
	TRANSACTIONS THIS CYCLE (CARD 1585) \$1,292.63		
12/10	STAPLS7187288270002001 SOUTH HACKENS NJ	26.06	100 F

ACCOUNT ACTIVITY (CONTINUED)

Date of Transaction	Merchant Name or Transaction Description	\$ Amount	
01/06	Amazon.com AMZN.COM/BILL WA	716.19	100F
01/09	FRYS-FOOD-DRG #065 APACHE JUNCTI AZ	189.83	100F
01/09	LOS FAVORITOS TACO SHO APACHE JUNCTI AZ KELLY BARTZ	70.04	100F
TRANSACTIONS THIS CYCLE (CARD 8166) \$952.12			
12/12	PAYPAL *DROWNINGPRE 4029357733 CA	30.00	100F
12/12	FOREMOST MEDICAL EQUIP 585-586-4880 NY	1,525.00	400F
12/16	PARTY CITY #958 MESA AZ	27.37	400F
12/20	AED SUPERSTORE WOODRUFF WI TINA GEROLA	745.50	400F
TRANSACTIONS THIS CYCLE (CARD 7150) \$2,927.87			
12/13	WAL-MART #1981 APACHE JUNCTI AZ DANIEL MCKINNEY	24.42	100F
TRANSACTIONS THIS CYCLE (CARD 7168) \$24.42			
12/12	THE HOME DEPOT #0404 MESA AZ	1,734.45	100F
12/15	OFFICEMAX/OFFICEDEPOT6 APACHE JUNCTI AZ	93.58	100F
01/09	CHANNING BETE CO AHA 08008282827 MA	97.63	100F
01/09	JONES & BARTLETT LEARN 8008320034 MA RICHARD OCHS	1,945.38	100F
TRANSACTIONS THIS CYCLE (CARD 1484) \$3,871.04			
12/11	THE HOME DEPOT #0468 MESA AZ	153.23	100F
12/22	FRYS-FOOD-DRG #065 APACHE JUNCTI AZ BRETT BROMAN	57.33	100F
TRANSACTIONS THIS CYCLE (CARD 3268) \$210.58			
12/20	ZAGG INC SALT LAKE CITY UT	243.54	100F
01/06	MOORINGTECHBUYTOUGH 4045771741 GA	285.00	100F
01/07	ZAGG INC SALT LAKE CITY UT ANNA BUTEL	488.16	100F
TRANSACTIONS THIS CYCLE (CARD 8491) \$1,026.70			

2017 Totals Year-to-Date	
Total fees charged in 2017	\$0.00
Total interest charged in 2017	\$0.00

Year-to-date totals do not reflect any fee or interest refunds you may have received.

INTEREST CHARGES

Your Annual Percentage Rate (APR) is the annual interest rate on your account.

Balance Type	Annual Percentage Rate (APR)	Balance Subject To Interest Rate	Interest Charges
PURCHASES			
Purchases	10.74% (v)	-0-	-0-
CASH ADVANCES			
Cash Advances	19.74% (v)	-0-	-0-
BALANCE TRANSFERS			
Balance Transfer	10.74% (v)	-0-	-0-

(v) = Variable Rate 31 Days in Billing Period
Please see Information About Your Account section for the Calculation of Balance Subject to Interest Rate, Annual Renewal Notice, How to Avoid Interest on Purchases, and other important information, as applicable.

Superstition Fire & Medical District Monthly Pinal County Treasurer's Bank Account Reconciliation

150 General Fund

Reconciliation References:

- A Beginning bank balance
- B Interest Income
- C Current month's deposits
- D Current month's Accounts Payable disbursements
- E Current month's Payroll disbursements
- F Current month's bank ending balance
- G Accounts Payable checks outstanding at month-end
- H Payroll checks outstanding at month-end
- I Transfer in transit to the 100 Fund
- J Electronic / ACH clearing bank account balance at month-end
- K Lockbox bank account balance at month-end
- L Cash Balance per G/L Balance Sheet
- M American Express credit card payment – warrant #1130000755 (paid 1/11/17)
- N Chase MasterCard credit card payment – warrant #1130000793 (paid 1/25/17)



**Superstition Fire & Medical District
Ground Transport (Fund 150) Cash Reconciliation
Fiscal Year 2016 - 2017
1/31/2017**



	<u>Deposits</u> <u>(Cash Receipts)</u>	<u>Cash</u> <u>Disbursements</u>	<u>Book</u> <u>Balance</u>
Book Balance as of: 1/1/2017			<u>\$308,945.38</u> (A)
<u>Activity During the Month</u>			
Journal Entries:			
Interest Income (Expense):	206.74		206.74 (B)
Deposits	157,000.00		157,000.00 (C)
Revenue Transfer			-
Cash Disbursements			
A) Accounts Payable		(73,422.29)	(73,422.29) (D)
B) Payroll Account		(83,331.49)	(83,331.49) (E)
C) Transfer In / Out			-
	<u>\$157,206.74</u>	<u>(156,753.78)</u>	<u>\$309,398.34</u>
<u>Pinal County Bank Balance</u>			
Ending Bank Balance as of: 1/31/2017	Balance from YTD Column		\$ 335,187.88 (F)
Less: Outstanding Warrants	Check #		
	A/P	(30,226.98)	(30,226.98) (G)
Less: Transfer in Transit - CC payment	Payroll	(7,136.05)	(7,136.05) (H)
			(150.00) (I)
Plus:	Deposit in Transit		-
			<u>\$ 297,674.85</u>
	Cash Balance in Payroll Clearing Account		\$ 26,467.20 (J)
	Cash Balance in Electronic / ACH Clearing Account		\$ 47,172.08 (K)
	Cash Balance in LockBox		<u>\$ 371,314.13</u>
Prepared by: <u>Janice Duke 2/1/17</u>			Balance per B/S \$ 371,314.13 (L)
Reviewed by: <u>Roger Wood 2/2/17</u>			Difference \$ -



Pinal County Treasurer

Monthly Statement

Date Range: 1/1/2017 to 1/31/2017

Account	Period	YTD		
6116421002	Superstition FMD Ground Transport Fund			
Begin Balance:	(A) 308,945.38	268,398.94		
Income:	157,206.74	1,130,509.84		
LOC Advance:	.00	.00		
Expense:	(130,964.24)	(1,063,720.90)	LOC:	.00
LOC Payments:	.00	.00	Warrants Outstanding:	(37,363.03)
Cash Balance:	(F) 335,187.88	335,187.88	End:	297,824.85

Monthly Statement Summary

Source Code	Description	MTDAmount	YTDAmount
6116421002	Superstition FMD Ground Transport Fund	Beginning Balance:	308,945.38
			268,398.94
21100.41	Wells Fargo Repo Investment Interest	22.94	129.27
21100.43	Wells Fargo Trust Investment Interest	1.24	7.34
21100.46	Wells Fargo Investment Investment Interest	60.37	412.76
21100.70	Vining Sparks Investment Interest	61.61	374.20
21100.80	Stifel Nicolaus & Company Investment Interest	60.58	150.80
21100.99	SCV UHS Refunding Bond Investment Interest	.00	.84
73160.0	Deposits	157,000.00	1,130,990.00
73750.0	Revenue Transfer	.00	(1,555.37)
90930.0	Warrants Redeemed	(61,434.90)	(569,551.36)
91770.0	Disbursed by County Treasurer	(69,529.34)	(494,169.54)
	Ending Balance:	335,187.88	335,187.88

Monthly Statement Detail

Date	Notes	Doc #	Amount	C/D
6116421002 Superstition FMD Ground Transport Fund			Beginning Balance: 308,945.38	
21100.41	Wells Fargo Repo Investment Interest		Source Code Total: 22.94	
01/03	Investment Interest	0	22.94	C
21100.43	Wells Fargo Trust Investment Interest		Source Code Total: 1.24	
01/04	Investment Interest	0	1.24	C
21100.46	Wells Fargo Investment Investment Interest		Source Code Total: 60.37	
01/09	Investment Interest	0	1.99	C
01/09	Investment Interest	0	1.40	C
01/13	Investment Interest	0	10.54	C
01/17	Investment Interest	0	1.71	C
01/17	Investment Interest	0	1.67	C
01/23	Investment Interest	0	1.48	C
01/23	Investment Interest	0	1.08	C
01/26	Investment Interest	0	17.44	C
01/30	Investment Interest	0	23.06	C
21100.70	Vining Sparks Investment Interest		Source Code Total: 61.61	
01/06	Investment Interest	0	25.28	C
01/17	Investment Interest	0	19.75	C
01/27	Investment Interest	0	7.83	C
01/27	Investment Interest	0	8.75	C
21100.80	Stifel Nicolaus & Company Investment Interest		Source Code Total: 60.58	
01/13	Investment Interest	0	15.43	C
01/26	Investment Interest	0	18.31	C
01/30	Investment Interest	0	26.84	C
73160.0	Deposits		Source Code Total: 157,000.00	
01/11	WIRED MONEY TO GROUND TRANSPORT FUND	0	95,000.00	C
01/24	WIRED MONEY TO GROUND TRANSPORT FUND	0	62,000.00	C
90930.0	Warrants Redeemed		Source Code Total: (61,434.90)	



Pinal County Treasurer

Monthly Statement

Date Range: 1/1/2017 to 1/31/2017

01/03	Paid Warrants	0	(358.16)	D
01/04	Paid Warrants	0	(6,566.22)	D
01/05	Paid Warrants	0	(110.76)	D
01/06	Paid Warrants	0	(88.31)	D
01/09	Paid Warrants	0	(302.02)	D
01/10	Paid Warrants	0	(7,746.93)	D
01/11	Paid Warrants	0	(14,424.38)	D
01/12	Paid Warrants	0	(858.55)	D
01/13	Paid Warrants	0	(794.81)	D
01/17	Paid Warrants	0	(110.90)	D
01/18	Paid Warrants	0	(3,529.13)	D
01/19	Paid Warrants	0	(8,579.86)	D
01/20	Paid Warrants	0	(977.72)	D
01/23	Paid Warrants	0	(481.29)	D
01/24	Paid Warrants	0	(400.00)	D
01/25	Paid Warrants	0	(103.08)	D
01/26	Paid Warrants	0	(1,641.20)	D
01/27	Paid Warrants	0	(13,733.97)	D
01/30	Paid Warrants	0	(115.50)	D
01/31	Paid Warrants	0	(512.11)	D
91220.0 Disbursed by County Treasurer				
			Source Code Total: (69,529.34)	
01/11	AMBULATORY EMP PAYROLL DIRECT DEPOSIT	0	(23,078.46)	D
01/11	DISTRICT FEDERAL & STATE P/R TAXES	0	(8,269.54)	D
01/11	DISTRICT 457, UNION DUES, PAC	0	(2,779.20)	D
01/25	AMBULATORY EMP PAYROLL DIRECT DEPOSIT	0	(23,318.85)	D
01/25	DISTRICT FEDERAL & STATE P/R TAXES	0	(8,298.36)	D
01/25	DISTRICT 457, UNION DUES, PAC	0	(3,784.93)	D

6116421002 Superstition FMD Ground Transport Fund **Ending Balance: 335,187.88**

Warrant Detail

Payee Name	Warrant	Amount	Issue Dt	Status Dt	Voucher	
6116421002 Superstition FMD Ground Transport Fund						
					Account Total: 100,101.77	
Fund: 1130						Fund Total: 79,795.52
Status: OUTS						Status Total: 30,226.98 G
AZ DEPT OF REVENUE-SALES TAX	1130000224	37	05/04/16	05/04/16		
AZ DEPT OF HEALTH SERVICES	1130000478	250.00	09/21/16	09/21/16		
ALBERT F KUKULSKI AND	1130000689	111.19	12/07/16	12/07/16		
DOUGLAS FORGATSCH	1130000690	700.00	12/07/16	12/07/16		
APACHE JUNCTION UNIFIED GOVERNMENT FINANCE	1130000704	2,952.88	12/14/16	12/14/16		
HEALTH NET ACCESS	1130000761	53.33	01/11/17	01/11/17		
HEALTH NET ACCESS	1130000763	506.56	01/11/17	01/11/17		
HEALTH NET ACCESS	1130000764	494.04	01/11/17	01/11/17		
THEORA A WEBBER	1130000765	89.76	01/11/17	01/11/17		
AFLAC	1130000788	242.76	01/25/17	01/25/17		
WATER UTILITIES COMM FD DBA	1130000789	96.08	01/25/17	01/25/17		
ARIZONA WATER COMPANY, INC.	1130000790	103.97	01/25/17	01/25/17		
BOUND TREE MEDICAL LLC	1130000791	5,946.53	01/25/17	01/25/17		
CAREFUSION 203, INC	1130000792	619.85	01/25/17	01/25/17		
CITY OF MESA	1130000794	116.33	01/25/17	01/25/17		
CYMA SYSTEMS INC	1130000795	129.32	01/25/17	01/25/17		
CSC ELECTRICAL CONTRACTOR, LLC	1130000796	679.49	01/25/17	01/25/17		
LA... FRAWLEY	1130000797	13.23	01/25/17	01/25/17		
G... WAY ASSET MANAGEMENT, LLC	1130000798	300.00	01/25/17	01/25/17		
LIBERTY WATER COMPANY, INC.	1130000799	57.75	01/25/17	01/25/17		
HEALTHQUITY, INC	1130000800	19.75	01/25/17	01/25/17		
HENRY & HORNE, LLP	1130000801	2,000.00	01/25/17	01/25/17		
ROBERT HORNE FORD	1130000802	701.11	01/25/17	01/25/17		
PINAL COUNTY RECORDER'S OFFICE	1130000804	10,036.00	01/25/17	01/25/17		



Pinal County Treasurer

Monthly Statement

Date Range: 1/1/2017 to 1/31/2017

CADWELL IRREVOCABLE TRUST III	1130000805	131.04	01/25/17	01/25/17
WAXIE'S ENTERPRISES, INC	1130000809	152.78	01/25/17	01/25/17
WELLS FARGO BARNK, N.A.	1130000810	3,722.86	01/25/17	01/25/17
Status: PAID				Status Total: 48,264.70
SHERLAN BAKER	1130000638	110.76	11/29/16	01/05/17
STEPHANIE MCCOLLUM CONS	1130000678	88.31	12/07/16	01/06/17
BLUE CROSS AND BLUE SHIELD	1130000686	78.69	12/07/16	01/03/17
BANNER DESERT MEDICAL CENTER	1130000709	67.20	12/14/16	01/12/17
AFLAC	1130000714	364.14	12/21/16	01/04/17
AMERIGAS PROPANE LP	1130000715	16.38	12/21/16	01/10/17
ARIZONA WATER COMPANY, INC.	1130000717	104.39	12/21/16	01/03/17
CITY OF MESA	1130000722	122.33	12/21/16	01/03/17
HEALTHQUITY, INC	1130000723	19.75	12/21/16	01/03/17
PROFESSIONAL SALES & SERVICE	1130000724	50.00	12/21/16	01/24/17
TECHSAVVY SOLUTIONS GROUP	1130000729	33.00	12/21/16	01/03/17
AETNA BEHAVIORAL HEALTH, LLC	1130000732	337.94	01/04/17	01/11/17
WATER UTILITIES COMM FD DBA	1130000733	15.56	01/04/17	01/13/17
ARIZONA WATER COMPANY, INC.	1130000734	117.63	01/04/17	01/12/17
ARIZONAWATERCONDITIONING DBA	1130000735	110.90	01/04/17	01/17/17
BIG BOYZ TOWING, LLC	1130000736	322.00	01/04/17	01/20/17
COPPERSMITH BROCKELMAN PLC	1130000737	5,460.00	01/04/17	01/10/17
TOM DOUBT	1130000738	12.74	01/04/17	01/12/17
EMPLOYERS DENTAL SERVICES, INC	1130000739	651.44	01/04/17	01/10/17
WEX BANK DBA	1130000740	336.29	01/04/17	01/12/17
LIBERTY WATER COMPANY, INC.	1130000741	45.50	01/04/17	01/11/17
ROBERT HORNE FORD	1130000742	294.51	01/04/17	01/13/17
M...COM	1130000743	1,458.75	01/04/17	01/10/17
N...COM	1130000744	160.36	01/04/17	01/10/17
PINAL COUNTY RECORDER'S OFFICE	1130000745	24.00	01/04/17	01/19/17
SALT RIVER PROJECT	1130000746	807.20	01/04/17	01/11/17
GARY A. SMITH, MD, PLLC	1130000747	3,750.00	01/04/17	01/11/17
SOUTHWEST GAS CORPORATION	1130000748	124.58	01/04/17	01/11/17
STANDARD INSURANCE COMPANY	1130000749	484.74	01/04/17	01/13/17
TIGER MECHANICAL SERVICES LLC	1130000750	20.83	01/04/17	01/19/17
UNITED HEALTHCARE INSURANCE CO	1130000751	9,192.49	01/04/17	01/11/17
UNITED STATES POSTAL SERVICE	1130000752	166.67	01/04/17	01/11/17
VISION SERVICE PLAN	1130000753	97.88	01/04/17	01/19/17
WAXIE'S ENTERPRISES, INC	1130000754	324.69	01/04/17	01/12/17
AMERICAN EXPRESS CORPORATE	1130000755	428.14	01/11/17	01/18/17
AZ DEPT OF REVENUE-SALES TAX	1130000757	9.25	01/11/17	01/19/17
BANNER OCCUPATIONAL HEALTH	1130000758	270.00	01/11/17	01/20/17
BOUND TREE MEDICAL LLC	1130000759	3,009.49	01/11/17	01/18/17
BUD'S BULK ICE SERVICE, INC	1130000760	80.10	01/11/17	01/23/17
BARBARA RIDGE	1130000762	100.00	01/11/17	01/24/17
WILLIAM D NIELSEN	1130000766	95.99	01/11/17	01/19/17
HAROLD O REEK	1130000767	99.17	01/11/17	01/23/17
J PHILLIP DOUMIT	1130000769	91.50	01/11/17	01/18/17
JOSEPH L LANE	1130000770	86.14	01/11/17	01/31/17
CHRISTOPHER D PITHA	1130000771	25.00	01/11/17	01/27/17
VENTON L VANWINKLE	1130000772	140.49	01/11/17	01/19/17
MARY C DIELEMANS	1130000773	103.08	01/11/17	01/25/17
MARVIN SMITH	1130000774	300.00	01/11/17	01/27/17
SANDRA R EVERETT	1130000775	250.00	01/11/17	01/24/17
SHRED-IT USA LLC	1130000776	37.78	01/11/17	01/19/17
SIDNEY LEX FELKER, P.C.	1130000777	97.50	01/11/17	01/30/17
S...RSTITION MOUNTAINS CFD #1	1130000778	60.59	01/11/17	01/20/17
T...JA BUSINESS SOLUTIONS, INC	1130000779	227.70	01/11/17	01/19/17
M...LICK ENTERPRISES INC DBA	1130000780	1,241.71	01/11/17	01/19/17
UNIFIRST CORPORATION	1130000781	217.64	01/11/17	01/19/17
VERIZON WIRELESS SERVICES LLC	1130000782	325.13	01/11/17	01/20/17
ALLIED WASTE TRANS, INC.	1130000784	102.51	01/11/17	01/19/17
CITY OF APACHE JUNCTION	1130000785	1,641.20	01/18/17	01/26/17

(M)



Pinal County Treasurer

Monthly Statement

Date Range: 1/1/2017 to 1/31/2017

CITY OF MESA	1130000786	12,875.33	01/18/17	01/27/17
CENTURYLINK	1130000787	533.64	01/18/17	01/27/17
CHASE MASTER CARD	1130000793	(N) 211.02	01/25/17	01/31/17
MEDIACOM	1130000803	160.36	01/25/17	01/31/17
PETTY CASHIER/ROGER WOOD	1130000806	18.00	01/25/17	01/30/17
SUPERSTITIION SAFETY SERV, LLC	1130000807	21.59	01/25/17	01/31/17
TECHSAVVY SOLUTIONS GROUP	1130000808	33.00	01/25/17	01/31/17
Status: VOID				Status Total: 1,303.84
DENISE C KELLER	1130000768	1,303.84	01/11/17	01/23/17
Fund: 1131				Fund Total: 20,306.25
Status: OUTS				Status Total: 7,136.05 (H)
RETIREMENT SYSTEM, ARIZONA STATE	1131000070	6,641.24	01/27/17	01/25/17
EQUITY, HEALTH	1131000071	494.81	01/27/17	01/25/17
Status: PAID				Status Total: 13,170.20
RETIREMENT SYSTEM, ARIZONA STATE	1131000066	6,202.08	12/30/16	01/04/17
EQUITY, HEALTH	1131000067	302.02	12/30/16	01/09/17
RETIREMENT SYSTEM, ARIZONA STATE	1131000068	6,364.08	01/13/17	01/19/17
EQUITY, HEALTH	1131000069	302.02	01/13/17	01/23/17
	Count	Amount		
Total OUTS:	29	37,363.03		
Total PAID:	69	61,434.90		
Total VOID:	1	1,303.84		

CONTROL #297837

PINAL COUNTY TREASURER RECEIPT

RECEIPT #

297837

E-MAIL RECEIPT

Depositor Name: SUPERSTITION FIRE & MED DISTRICT

Depositor Location: 565 NORTH IDAHO ROAD-APACHE JUNCTION, AZ 85219

DATE: 1/11/2017

COST CENTER	FINANCE CODES				TREASURER CODES			DESCRIPTION (LIMIT OF 50 CHARACTERS PER LINE)
	OBJECT	SUBSIDIARY	SUBLEDGER	SUB TYPE	GL ACCOUNT	SOURCE	AMOUNT	
				6	11642-1002	73160	95,000.00	WIRED MONEY TO GROUND TRANSPORT FUND
				6	11642-1001	73160	50.00	WIRED MONEY TO GENERAL FUND
Total Deposit							\$95,050.00	

Cash:	\$0.00	Department Signature:	Extension:	Date:
Checks:	\$0.00			
Direct Deposit:	\$95,050.00			
Credit Card:	\$0.00	Treasurer Signature:		Date:
TOTAL DEPOSIT:	\$95,050.00			

DEPARTMENT

ReceiptForm

CONTROL # 297922

PINAL COUNTY TREASURER RECEIPT

RECEIPT #

297922

E-MAIL RECEIPT

Depositor Name: SUPERSTITION FIRE & MED DISTRICT

Depositor Location: 565 NORTH IDAHO ROAD-APACHE JUNCTION, AZ 85219

DATE: 1/24/2017

FINANCE CODES				TREASURER CODES			DESCRIPTION (LIMIT OF 50 CHARACTERS PER LINE)	
COST CENTER	OBJECT	SUBSIDIARY	SUBLEDGER	SUB TYPE	GL ACCOUNT	SOURCE		AMOUNT
				6	11642-1002	73160	62,000.00	WIRED MONEY TO GROUND TRANSPORT FUND
				6	11642-1001	73160	0.00	WIRED MONEY TO GENERAL FUND
Total Deposit							\$62,000.00	
Cash: _____ \$0.00 Checks: _____ \$0.00 Direct Deposit: _____ \$62,000.00 Credit Card: _____ \$0.00 TOTAL DEPOSIT: _____ \$62,000.00								
Department Signature: _____							Extension: _____	Date: _____
Treasurer Signature: _____								Date: _____

DEPARTMENT

Receipt Form

Superstition Fire & Medical District
AP Check Register (Current by Bank)

Check Dates: 1/1/2017 to 1/31/2017

Check No.	Date	Status	Vendor ID	Payee Name	Amount
BANK ID: M - GROUND TRANSPORT FUND CHECKING					150-10-10100-10
732	01/04/17	P	AETNA	Aetna Behavioral Health, LLC	\$337.94
733	01/04/17	P	APAJWC	Water Utilities Comm FD dba	\$15.56
734	01/04/17	P	ARI001	Arizona Water Company, Inc.	\$117.63
735	01/04/17	P	ARIWCI	ArizonaWaterConditioning dba	\$110.90
736	01/04/17	P	BIGBOY	Big Boyz Towing, LLC	\$322.00
737	01/04/17	P	COPPBR	Coppersmith Brockelman PLC	\$5,460.00
738	01/04/17	P	DOUBTT	Tom Doubt	\$12.74
739	01/04/17	P	EMPDSI	Employers Dental Services, Inc	\$651.44
740	01/04/17	P	GLOBFL	Wex Bank dba	\$336.29
741	01/04/17	P	GOLCAS	Liberty Water Company, Inc.	\$45.50
742	01/04/17	P	HORNFO	Robert Horne Ford	\$294.51
743	01/04/17	P	MEDIA	Mediacom	\$1,458.75
744	01/04/17	P	MEDIA	Mediacom	\$160.36
745	01/04/17	P	PCRO	Pinal County Recorder's Office	\$24.00
746	01/04/17	P	SAL001	Salt River Project	\$807.20
747	01/04/17	P	SMIG	Gary A. Smith, MD, PLLC	\$3,750.00
748	01/04/17	P	SOU001	Southwest Gas Corporation	\$124.58
749	01/04/17	P	STANIC	Standard Insurance Company	\$484.74
750	01/04/17	P	TIGMEC	Tiger Mechanical Services LLC	\$20.83
751	01/04/17	P	UNIHEC	United HealthCare Insurance Co	\$9,192.49
752	01/04/17	P	USPS	United States Postal Service	\$166.67
753	01/04/17	P	VSP001	Vision Service Plan	\$97.88
754	01/04/17	P	WAXIE	Waxie's Enterprises, Inc	\$324.69
755	01/11/17	P	AMEEX	American Express Corporate	\$428.14
756	01/11/17	V	1/11/17	AMEEX	
757	01/11/17	P	ARIDER	AZ Dept of Revenue-Sales Tax	\$9.25
758	01/11/17	P	BANOHS	Banner Occupational Health	\$270.00
759	01/11/17	P	BOUTC	Bound Tree Medical LLC	\$3,009.49
760	01/11/17	P	BUDICS	Bud's Bulk Ice Service, Inc	\$80.10
761	01/11/17	P	GFOA	Government Finance	\$53.33
762	01/11/17	P	ONETIM	BARBARA RIDGE	\$100.00
763	01/11/17	P	ONETIM	HEALTH NET ACCESS	\$506.56
764	01/11/17	P	ONETIM	HEALTH NET ACCESS	\$494.04
765	01/11/17	P	ONETIM	THEORA A WEBBER	\$89.76
766	01/11/17	P	ONETIM	WILLIAM D NIELSEN	\$95.99
767	01/11/17	P	ONETIM	HAROLD O REEK	\$99.17
768	01/23/17	V	1/23/17	ONETIM	(\$1,303.84)
768	01/11/17	P	ONETIM	DENISE C KELLER	\$1,303.84
769	01/11/17	P	ONETIM	J PHILLIP DOUMIT	\$91.50
770	01/11/17	P	ONETIM	JOSEPH L LANE	\$86.14
771	01/11/17	P	ONETIM	CHRISTOPHER D PITHA	\$25.00
772	01/11/17	P	ONETIM	VENTON L VANWINKLE	\$140.49
773	01/11/17	P	ONETIM	MARY C DIELEMANS	\$103.08
774	01/11/17	P	ONETIM	MARVIN SMITH	\$300.00
775	01/11/17	P	ONETIM	SANDRA R EVERETT	\$250.00
776	01/11/17	P	SHREIT	Shred-it USA LLC	\$37.78
777	01/11/17	P	SIDLFP	Sidney Lex Felker, P.C.	\$97.50
778	01/11/17	P	SUPMCN	Superstition Mountains CFD #1	\$60.59
779	01/11/17	P	TOSHBS	Toshiba Business Solutions, Inc	\$227.70
780	01/11/17	P	UNI001	Matlick Enterprises Inc dba	\$1,241.71
781	01/11/17	P	UNICOR	Unifirst Corporation	\$217.64
782	01/11/17	P	VERW	Verizon Wireless Services LLC	\$325.13
* 784	01/11/17	P	ALLWSI	Allied Waste Trans, Inc.	\$102.51
785	01/18/17	P	CITOAJ	City of Apache Junction	\$1,641.20
786	01/18/17	P	CITOM	City of Mesa	\$12,875.33
787	01/18/17	P	QWEST	CenturyLink	\$533.64
788	01/25/17	P	AFLAC	AFLAC	\$242.76

* Check Status Types: "P" - Printed ; "M" - Manual ; "V" - Void (Void Date) ; "A" - Application ; "E" - EFT

** Denotes broken check sequence.

Superstition Fire & Medical District
AP Check Register (Current by Bank)

Check Dates: 1/1/2017 to 1/31/2017

Check No.	Date	Status	Vendor ID	Payee Name	Amount
789	01/25/17	P	APAJWC	Water Utilities Comm FD dba	\$96.08
790	01/25/17	P	ARI001	Arizona Water Company, Inc.	\$103.97
791	01/25/17	P	BOUTC	Bound Tree Medical LLC	\$5,946.53
792	01/25/17	P	CARFUS	CareFusion 203, Inc	\$619.85
793	01/25/17	P	CHASEM	Chase Master Card	\$211.02
794	01/25/17	P	CITOM	City of Mesa	\$116.33
795	01/25/17	P	CYMSI	CYMA Systems Inc	\$129.32
796	01/25/17	P	FRANEL	CSC Electrical Contractor, LLC	\$679.49
797	01/25/17	P	FRAWL	Lance Frawley	\$13.23
798	01/25/17	P	GALLAM	Galloway Asset Management, LLC	\$300.00
799	01/25/17	P	GOLCAS	Liberty Water Company, Inc.	\$57.75
800	01/25/17	P	HEALEQ	HealthEquity, Inc	\$19.75
801	01/25/17	P	HENHO	Henry & Horne, LLP	\$2,000.00
802	01/25/17	P	HORNFO	Robert Horne Ford	\$701.11
803	01/25/17	P	MEDIA	Mediacom	\$160.36
804	01/25/17	P	PCRO	Pinal County Recorder's Office	\$10,036.00
805	01/25/17	P	PHONAP	Cadwell Irrevocable Trust III	\$131.04
806	01/25/17	P	PTYCSH	Petty Cashier/Roger Wood	\$18.00
807	01/25/17	P	SUPSAF	Superstition Safety Serv, LLC	\$21.59
808	01/25/17	P	TSG001	Techsavvy Solutions Group	\$33.00
809	01/25/17	P	WAXIE	Waxie's Enterprises, Inc	\$152.78
810	01/25/17	P	WELLSF	Wells Fargo Bank, N.A.	\$3,722.86

BANK M REGISTER TOTAL: \$73,422.29

GRAND TOTAL : \$73,422.29

(D)

* Check Status Types: "P" - Printed ; "M" - Manual ; "V" - Void (Void Date) ; "A" - Application ; "E" - EFT
** Denotes broken check sequence.

Superstition Fire & Medical District
GL Account Ledger - Detail By Period
1/1/2017 through 1/31/2017

Batch	Journal	Entry #	Date	Job	Document	Description	Debits	Credits	Balance
150-10-10150-10						PAYROLL ACCOUNT (TRANSPORT)			
15026	Z	717898	01/09/17		JE0102	Payroll end date 010817 MEDICARE WH Rcls 100		8,269.54	(\$510,520.75)
15023	PR	717856	01/13/17		68 - 834	Payroll All Freq 1/8/2017		32,523.76	(518,790.29)
15040	Z	718358	01/22/17		JE0103	Rcls Payroll End Date 012217 150		8,298.36	(551,314.05)
15039	PR	718334	01/27/17		70 - 867	Payroll All Freq 1/22/2017		34,239.83	(559,612.41)
						PAYROLL ACCOUNT (TRANSPORT) TOTALS:	\$0.00	\$83,331.49	(\$593,852.24)
						TOTAL OF LEDGER:	\$0.00	\$83,331.49	(\$593,852.24)

(E)

Commercial Checking Acct Public Funds

Account number: 4942920083 ■ December 1, 2016 - December 31, 2016 ■ Page 1 of 5



SUPERSTITION FIRE & MEDICAL DISTRICT
GROUND TRANSPORTATION
565 N IDAHO RD
APACHE JUNCTION AZ 85119-4014

Questions?

Call your Customer Service Officer or Client Services
1-800-AT WELLS (1-800-289-3557)
5:00 AM TO 6:00 PM Pacific Time Monday - Friday

Online: wellsfargo.com

Write: Wells Fargo Bank, N.A. (182)
PO Box 63020
San Francisco, CA 94163

(I)

Account summary

100 - \$150⁰⁰

Commercial Checking Acct Public Funds

Account number	Beginning balance	Total credits	Total debits	Ending balance
4942920083	\$11,681.76	\$170,677.98	-\$175,348.00	\$7,011.74

Credits

Electronic deposits/bank credits

Effective date	Posted date	Amount	Transaction detail
	12/01	1,804.09	Noridian Azutmt Hcclaimpmt 161129 1184003220 TRN*1*888983023*1450173185~
	12/01	150.00	Pnp Billpayment 112816Set 161201 6500 Apache Junction Fire D (I)
	12/02	2,258.68	Noridian Azutmt Hcclaimpmt 161201 1184003220 TRN*1*888986879*1450173185~
	12/02	1,340.36	Bcbs of Arizona Hcclaimpmt 161130 1184003220 TRN*1*088896603*1860004538\
	12/02	1,058.41	Aetna AS01 Hcclaimpmt xxxxx1208 TRN*1*816334510004178*1066033492\
	12/02	782.47	Bcbs of Arizona Hcclaimpmt 161130 1184003220 TRN*1*088892730*1860004538\
	12/05	1,121.24	Bcbs of Arizona Hcclaimpmt 161201 1184003220 TRN*1*089640244*1860004538\
	12/05	396.13	Noridian Azutmt Hcclaimpmt 161201 1184003220 TRN*1*888991054*1450173185~
	12/05	85.00	Merchant Service Hist Rtn 161205 8029396648 Superstition Fire and
	12/06	3,964.08	Noridian Azutmt Hcclaimpmt 161202 1184003220 TRN*1*888995514*1450173185~
	12/06	640.24	Humana Ins CO Efpayment 161206 362703 TRN*1*001290029859204*1391263473\
	12/06	218.22	Hhp Efpayment 161206 362703 TRN*1*001270014621007*1611013183\
	12/07	2,177.84	Noridian Azutmt Hcclaimpmt 161205 1184003220 TRN*1*888999946*1450173185~
	12/07	1,778.58	Mercy Care Plan Hcclaimpmt 161206 00145658 TRN*1*4470956*1860527381*Ahcccs Acute\

Commercial Checking Acct Public Funds

Account number: 4942920083 ■ January 1, 2017 - January 31, 2017 ■ Page 1 of 4

**WELLS
FARGO**

SUPERSTITION FIRE & MEDICAL DISTRICT
GROUND TRANSPORTATION
565 N IDAHO RD
APACHE JUNCTION AZ 85119-4014

Questions?

Call your Customer Service Officer or Client Services
1-800-AT WELLS (1-800-289-3557)
5:00 AM TO 6:00 PM Pacific Time Monday - Friday

Online: wellsfargo.com

Write: Wells Fargo Bank, N.A. (182)
PO Box 63020
San Francisco, CA 94163

Account summary

Commercial Checking Acct Public Funds

Account number	Beginning balance	Total credits	Total debits	Ending balance
4942920083	\$7,011.74	\$176,661.87	-\$157,206.41	\$26,467.20

Credits

Electronic deposits/bank credits

Effective date	Posted date	Amount	Transaction detail
	01/03	4,419.99	Noridian Azutmt Hcclaimpmt 161230 1184003220 TRN*1*889063970*1450173185~
	01/03	1,569.04	Bcbs of Arizona Hcclaimpmt 161229 1184003220 TRN*1*091041870*1860004538\
	01/03	343.38	Ahcccs Programma Hcclaimpmt 161229 201612290289645 TRN*1*201612290289645*1866004791*Fsv
	01/03	167.80	Hhp Hcclaimpmt 170103 362703 TRN*1*001270014727070*1611013183\
	01/04	3,136.06	Noridian Azutmt Hcclaimpmt 161230 1184003220 TRN*1*889069401*1450173185~
	01/04	458.25	Hhp Hcclaimpmt 170104 362703 TRN*1*001270014737619*1611013183\
	01/05	6,304.19	Mercy Care Plan Hcclaimpmt 170104 00145658 TRN*1*4491786*1860527381*Ahcccs Acute\
	01/05	1,207.30	Noridian Azutmt Hcclaimpmt 170104 1184003220 TRN*1*889073449*1450173185~
	01/05	227.44	Hhp Hcclaimpmt 170105 362703 TRN*1*001270014746890*1611013183\
	01/05	135.85	Bcbs of Arizona Hcclaimpmt 170103 1184003220 TRN*1*175342442*1860004538\
	01/05	132.33	Humana Ins CO Hcclaimpmt 170105 362703 TRN*1*001290030277336*1391263473\
	01/05	103.08	Bcbs of Arizona Hcclaimpmt 170103 1184003220 TRN*1*175347557*1860004538\
	01/09	1,742.08	Bcbs of Arizona Hcclaimpmt 170105 1184003220 TRN*1*175442672*1860004538\

Electronic deposits/bank credits (continued)

Effective date	Posted date	Amount	Transaction detail
	01/09	1,112.45	Bcbs of Arizona Hcclaimpmt 170105 1184003220 TRN*1*175446376*1860004538\
	01/09	483.09	Aetna H09 Hcclaimpmt 1184003220 TRN*1*160104170003302*1066033492\
	01/10	2,285.38	Noridian Azutmt Hcclaimpmt 170106 1184003220 TRN*1*889082458*1450173185~
	01/10	173.48	Humana Ins CO Efpayment 170110 362703 TRN*1*001290030310813*1391263473\
	01/10	50.00	Pnp Billpayment 010517Set 170110 6500 Apache Junction Fire D
	01/11	64,500.00	WT Seq149766 Superstition Fire & Med /Org=Superstition Fire & Medical Distri Srf# IN17011113195873 Trn#170111149766 Rfb# 000000062
	01/12	1,085.07	Noridian Azutmt Hcclaimpmt 170111 1184003220 TRN*1*889089051*1450173185~
	01/13	3,100.91	Noridian Azutmt Hcclaimpmt 170112 1184003220 TRN*1*889094115*1450173185~
	01/13	198.31	Humana Ins CO Efpayment 170113 362703 TRN*1*001290030366043*1391263473\
	01/13	76.10	Ahcccs Programma Hcclaimpmt 170111 201701110297032 TRN*1*201701110297032*1866004791*Fqmb
	01/17	4,894.90	Noridian Azutmt Hcclaimpmt 170113 1184003220 TRN*1*889099147*1450173185~
	01/18	1,470.97	Noridian Azutmt Hcclaimpmt 170114 1184003220 TRN*1*889102959*1450173185~
	01/18	1,076.02	Bcbs of Arizona Hcclaimpmt 170113 1184003220 TRN*1*175842155*1860004538\
	01/18	622.03	Hhp Efpayment 170118 362703 TRN*1*001270014791346*1611013183\
	01/19	2,645.57	Noridian Azutmt Hcclaimpmt 170118 1184003220 TRN*1*889106533*1450173185~
	01/19	2,201.45	Mercy Care Plan Hcclaimpmt 170118 00145658 TRN*1*4502281*1860527381*Ahcccs Acute\
	01/19	951.05	Bcbs of Arizona Hcclaimpmt 170117 1184003220 TRN*1*176042310*1860004538\
	01/19	503.14	Hhp Hcclaimpmt 170119 362703 TRN*1*001270014802852*1611013183\
	01/19	2,259.79	Merchant Service Merch Dep 170118 8029396648 Superstition Fire and
	01/20	4,307.46	Noridian Azutmt Hcclaimpmt 170119 1184003220 TRN*1*889110439*1450173185~
	01/20	3,601.10	Bcbs of Arizona Hcclaimpmt 170118 1184003220 TRN*1*176093418*1860004538\
	01/20	1,121.24	Bcbs of Arizona Hcclaimpmt 170118 1184003220 TRN*1*176091047*1860004538\
	01/20	199.77	Hhp Efpayment 170120 362703 TRN*1*001270014805943*1611013183\
	01/20	150.00	Merchant Service Merch Dep 170119 8029396648 Superstition Fire and
	01/23	1,825.49	Noridian Azutmt Hcclaimpmt 170120 1184003220 TRN*1*889113766*1450173185~
	01/23	1,212.54	Bcbs of Arizona Hcclaimpmt 170119 1184003220 TRN*1*176142660*1860004538\
	01/23	199.73	Humana Ins CO Hcclaimpmt 170123 362703 TRN*1*001290030482526*1391263473\



Electronic deposits/bank credits (continued)

Effective date	Posted date	Amount	Transaction detail
	01/23	250.00	Merchant Service Merch Dep 170120 8029396648 Superstition Fire and
	01/24	721.86	Noridian Azutmt Hcclaimpmt 170121 1184003220 TRN*1*889117581*1450173185~
	01/24	91.31	Bcbs of Arizona Hcclaimpmt 170120 1184003220 TRN*1*176192186*1860004538\
	01/24	27,000.00	WT Seq#77910 Superstition Fire & Med /Org=Superstition Fire & Medical Distri Srf# Gw00000001307970 Trn#170124077910 Rfb# 65
	01/25	4,829.28	Mercy Care Plan Hcclaimpmt 170124 00145658 TRN*1*4507752*1860527381*Ahcccs Acute\
	01/25	4,743.90	Noridian Azutmt Hcclaimpmt 170124 1184003220 TRN*1*889121271*1450173185~
	01/25	882.39	Bcbs of Arizona Hcclaimpmt 170123 1184003220 TRN*1*176347849*1860004538\
	01/25	774.06	Mercy Care Plan Hcclaimpmt 170124 00145658 TRN*1*4509199*1860527381*DD General\
	01/26	205.87	Bcbs of Arizona Hcclaimpmt 170124 1184003220 TRN*1*176392060*1860004538\
	01/27	1,167.32	Bcbs of Arizona Hcclaimpmt 170125 1184003220 TRN*1*176442820*1860004538\
	01/27	814.66	Hhp Hcclaimpmt 170127 362703 TRN*1*001270014832475*1611013183\
	01/27	343.36	Humana Ins CO Hcclaimpmt 170127 362703 TRN*1*001290030539372*1391263473\
	01/27	159.07	Hhp Hcclaimpmt 170127 362703 TRN*1*001270014827977*1611013183\
	01/30	9,108.66	Noridian Azutmt Hcclaimpmt 170127 1184003220 TRN*1*889132262*1450173185~
	01/30	1,358.62	Bcbs of Arizona Hcclaimpmt 170126 1184003220 TRN*1*176493223*1860004538\
	01/30	119.73	Bcbs of Arizona Hcclaimpmt 170126 1184003220 TRN*1*176499188*1860004538\
	01/31	1,636.73	Noridian Azutmt Hcclaimpmt 170127 1184003220 TRN*1*889135778*1450173185~
	01/31	201.22	Hhp Hcclaimpmt 170131 362703 TRN*1*001270014847643*1611013183\
		\$176,661.87	Total electronic deposits/bank credits
		\$176,661.87	Total credits

Debits

Electronic debits/bank debits

Effective date	Posted date	Amount	Transaction detail
	01/03	156.41	Merchant Service Merch Fee 161231 8029396648 Superstition Fire and
	01/11	95,000.00	WT Seq150049 Pinal County Treasurer /Bnf=Pinal County Master Srf# IN17011113220539 Trn#170111150049 Rfb# 000000064



Electronic debits/bank debits (continued)

Effective date	Posted date	Amount	Transaction detail
	01/11	50.00	WT Seq150013 Pinal County Treasurer /Bnf=Pinal County Master Srf# IN17011113214095 Trn#170111150013 Rfb# 000000063
	01/24	62,000.00	WT Seq#77932 Pinal County Treasurer /Bnf=Pinal County Master Srf# Gw00000001307972 Trn#170124077932 Rfb# 66
		\$157,206.41	Total electronic debits/bank debits
		\$157,206.41	Total debits

Daily ledger balance summary

Date	Balance	Date	Balance	Date	Balance
12/31	7,011.74	01/12	1,441.59	01/24	122.33
01/03	13,355.54	01/13	4,816.91	01/25	11,351.96
01/04	16,949.85	01/17	9,711.81	01/26	11,557.83
01/05	25,060.04	01/18	12,880.83	01/27	14,042.24
01/09	28,397.66	01/19	21,441.83	01/30	24,629.25
01/10	30,906.52	01/20	30,821.40	01/31	26,467.20
01/11	356.52	01/23	34,309.16		
Average daily ledger balance		\$16,516.19			

Commercial Checking Acct Public Funds

Account number: 4797829967 ■ January 1, 2017 - January 31, 2017 ■ Page 1 of 2



SUPERSTITION FIRE & MEDICAL DISTRICT
 TRANSPORT LOCKBOX ACCOUNT
 565 N IDAHO RD
 APACHE JUNCTION AZ 85119-4014

Questions?

Call your Customer Service Officer or Client Services
1-800-AT WELLS (1-800-289-3557)
 5:00 AM TO 6:00 PM Pacific Time Monday - Friday

Online: wellsfargo.com

Write: Wells Fargo Bank, N.A. (182)
 PO Box 63020
 San Francisco, CA 94163

Account summary

Commercial Checking Acct Public Funds

Account number	Beginning balance	Total credits	Total debits	Ending balance
4797829967	\$16,366.62	\$122,305.46	-\$91,500.00	\$47,172.08 (K)

Credits

Deposits

Effective date	Posted date	Amount	Transaction detail
	01/03	4,510.54	Wholesale Lockbox Deposit Los Angeles Box 845500 Deposit 1
	01/04	67.72	Wholesale Lockbox Deposit Los Angeles Box 845500 Deposit 1
	01/05	20,226.22	Wholesale Lockbox Deposit Los Angeles Box 845500 Deposit 1
	01/06	110.12	Wholesale Lockbox Deposit Los Angeles Box 845500 Deposit 1
	01/09	22,752.64	Wholesale Lockbox Deposit Los Angeles Box 845500 Deposit 1
	01/10	2,953.88	Wholesale Lockbox Deposit Los Angeles Box 845500 Deposit 1
	01/11	1,244.08	Wholesale Lockbox Deposit Los Angeles Box 845500 Deposit 1
	01/12	1,118.49	Wholesale Lockbox Deposit Los Angeles Box 845500 Deposit 1
	01/17	12,915.31	Wholesale Lockbox Deposit Los Angeles Box 845500 Deposit 1
	01/18	300.00	Wholesale Lockbox Deposit Los Angeles Box 845500 Deposit 1
	01/19	1,735.92	Wholesale Lockbox Deposit Los Angeles Box 845500 Deposit 1
	01/20	1,620.07	Wholesale Lockbox Deposit Los Angeles Box 845500 Deposit 1
	01/23	12,707.43	Wholesale Lockbox Deposit Los Angeles Box 845500 Deposit 1
	01/24	16,756.50	Wholesale Lockbox Deposit Los Angeles Box 845500 Deposit 1
	01/25	123.39	Wholesale Lockbox Deposit Los Angeles Box 845500 Deposit 1
	01/26	3,927.06	Wholesale Lockbox Deposit Los Angeles Box 845500 Deposit 1
	01/27	3,670.02	Wholesale Lockbox Deposit Los Angeles Box 845500 Deposit 1
	01/30	11,758.78	Wholesale Lockbox Deposit Los Angeles Box 845500 Deposit 1
	01/31	3,807.29	Wholesale Lockbox Deposit Los Angeles Box 845500 Deposit 1
		\$122,305.46	Total deposits
		\$122,305.46	Total credits



Debits

Electronic debits/bank debits

<i>Effective date</i>	<i>Posted date</i>	<i>Amount</i>	<i>Transaction detail</i>
	01/11	64,500.00	WT Seq149766 Superstition Fire & Med /Bnf=Ground Transportation Srf# IN17011113195873 Trn#170111149766 Rfb# 000000062
	01/24	27,000.00	WT Seq#77910 Superstition Fire & Med /Bnf=Superstition Fire & Medical Distri Srf# Gw00000001307970 Trn#170124077910 Rfb# 65
		\$91,500.00	Total electronic debits/bank debits
		\$91,500.00	Total debits

Daily ledger balance summary

<i>Date</i>	<i>Balance</i>	<i>Date</i>	<i>Balance</i>	<i>Date</i>	<i>Balance</i>
12/31	16,366.62	01/11	3,731.82	01/24	23,885.54
01/03	20,877.16	01/12	4,850.31	01/25	24,008.93
01/04	20,944.88	01/17	17,765.62	01/26	27,935.99
01/05	41,171.10	01/18	18,065.62	01/27	31,606.01
01/06	41,281.22	01/19	19,801.54	01/30	43,364.79
01/09	64,033.86	01/20	21,421.61	01/31	47,172.08
01/10	66,987.74	01/23	34,129.04		
Average daily ledger balance		\$26,251.19			

2/2/17
1:39:04 PM

Superstition Fire & Medical District

Balance Sheet

As of 1/31/2017

FUND: (150) Not Defined

Assets

Current Assets

Fund Cash (Transport)	\$965,166.37	
Payroll Account (Transport)	(593,852.24)	
Total Current Assets		\$371,314.13 (L)
Total Assets		\$371,314.13

Liabilities and Equity

Current Liabilities

Sales Tax Payable	\$5.43	
HSA Fees (Due to 3rd Party)	(9.84)	
Voluntary Long Term Disability Ins	510.20	
Voluntary Supplemental Life Insurance	98.32	
AFLAC	63.83	
Due To Other Funds	1,252,354.92	
Total Current Liabilities		\$1,253,022.86
Total Liabilities		\$1,253,022.86

Equity

Fund Balance - Transport Fund	\$(778,002.04)	
Current Year Profit/Loss	(103,706.69)	
Total Equity		(881,708.73)
Total Liabilities and Equity		\$371,314.13



**Corporate Card
Statement of Account**

**Sign-up For Online
Statements**

www.americanexpress.com/checkyourbill

Prepared For
**BARB DUFFEL/CBA
SUPERSTITION FIRE**

Account Number
XXXX-XXXXX6-21004

Closing Date
12/28/16

Page 1 of 3

Previous Balance \$	New Charges \$	Other Debits \$	Payments \$	Other Credits \$
1,339.95	4,302.31	0.00	1,339.95	0.00

**Balance Please Pay By
Due \$ 01/12/17**

4,302.31 For important information regarding your account refer to page 2.

Payment is due in full. Please pay by 01/12/17 to allow time for your payment to be received by us and credited to your account.

To manage your Account online or to pay your bill, please visit us at corp.americanexpress.com. For additional contact information, please see the reverse side of this page.

Corporate Card Snapshot

Card Number	Card	New Charges + Other Debits	Payments + Other Credits
XXXX-XXXXX6-21004	BARB DUFFEL/CBA	0.00	-1,339.95
XXXX-XXXXX6-22028	PAUL BOURGEOIS	4,302.31	0.00
Total		4,302.31	-1,339.95

Activity

Date reflects either transaction or posting date

Card Number	Reference Code	Amount \$
XXXX-XXXXX6-21004		
12/11/16	PAYMENT RECEIVED THANK YOU 12/11 0460600000	1,093.80
12/11/16	PAYMENT RECEIVED THANK YOU 12/11 0460600000	246.15
Total for BARB DUFFEL/CBA		0.00
	New Charges/Other Debits	0.00
	Payments/Other Credits	-1,339.95

VENDOR # Amerif
 ACCT. # See spreadsheet
 APPROVAL: _____
 DATE PAID 11/11/17
 WARRANT # 755-56

100
 3,874¹⁷
 150 (M)
 4284

↓ Please fold on the perforation below, detach and return with your payment ↓

Do not staple or use paper clips

Payment Coupon

Account Number 3787-506076-21004 Payable upon receipt in U.S. Dollars.

Please Pay By 01/12/17 Enter 15 digit account number on all payments.

BARB DUFFEL/CBA
 SUPERSTITION FIRE
 565 N. IDAHO RD
 APACHE JUNCTION AZ 85119

Amount Due \$4,302.31

Checks or drafts must be drawn against banks located in the U.S.

Check here if address, telephone number, or e-mail address has changed. Note changes on reverse side.

Mail Payment to:

AMERICAN EXPRESS
 BOX 0001
 LOS ANGELES CA 90096-8000

0000378750607621004 000430231000430231 2844



Activity Continued

Card Number XXXX-XXXXX6-22028		Reference Code	Amount \$
11/29/16	AMAZON MKTPLACE PMTS AMZN.COM/BILL REF# QV1L2QTIE25 BOOK STORES	WA 11/29/16 14109 $\frac{100F}{91.93}$ 14121 $\frac{150F}{45.97}$	137.91 ✓
12/02/16	Arizona Fire Chiefs 623-581-8596 851808963 100382570147 86324 ROC NUMBER 8518089633798016	AZ 12/01/16 85180896337	750.00
12/04/16	AMAZON MKTPLACE PMTS AMZN.COM/BILL REF# TL9YS820EDJ BOOK STORES	WA 12/03/16 14109 $\frac{100F}{34.52}$ 14121 $\frac{150F}{17.25}$	51.77 ✓
12/09/16	STAPLES 00472 PUTNAM REF# 171098643 (800) 333-3330 HAMMERMILL COPY PLUS COPY PAPER 8 1 ROC NUMBER 171098643 TAX \$5.28	CT 12/08/16 17109864300 14112 $\frac{100F}{43.51}$ 14122 $\frac{150F}{21.75}$	65.26
12/09/16	ITUNES.COM/BILL ITUN CUPERTINO REF# MNSK5QD4XY0 ITUNES STORE & A	CA 12/09/16 14113 $\frac{100F}{1.45}$ 14111 $\frac{150F}{.72}$	2.17
12/09/16	AMAZON.COM AMZN.COM/BILL REF# GKTOCS3K2LI MERCHANDISE	WA 12/09/16 14109 $\frac{100F}{2.33}$ 14121 $\frac{150F}{3.6}$	9.49 ✓
12/10/16	AMAZON MKTPLACE PMTS AMZN.COM/BILL REF# V17WR5O208E BOOK STORES	WA 12/10/16 14109 $\frac{100F}{5.81}$ 14121 $\frac{150F}{2.91}$	8.72 ✓
12/13/16	AMAZON MKTPLACE PMTS AMZN.COM/BILL REF# LOPSXYUAXVP BOOK STORES	WA 12/12/16 14109 $\frac{100F}{20.81}$ 14121 $\frac{150F}{10.12}$	30.94 ✓
12/13/16	AMAZON.COM AMZN.COM/BILL REF# DII6JAZED40 MERCHANDISE	WA 12/13/16 14109	392.31 ✓
12/17/16	AMAZON.COM AMZN.COM/BILL REF# E8KW5DK00QI MERCHANDISE	WA 12/17/16 14109 $\frac{100F}{27.95}$ 14121 $\frac{150F}{13.97}$	41.93 ✓
12/17/16	AMAZON MKTPLACE PMTS AMZN.COM/BILL REF# EZLPFU60W0K BOOK STORES	WA 12/17/16 14109 $\frac{100F}{27.08}$ 14121 $\frac{150F}{13.54}$	40.62 ✓
12/18/16	AMAZON MKTPLACE PMTS AMZN.COM/BILL REF# ELL6HUFFXQF BOOK STORES	WA 12/18/16 14109 $\frac{100F}{28.95}$ 14121 $\frac{150F}{14.48}$	43.43 ✓
12/22/16	AMAZON MKTPLACE PMTS AMZN.COM/BILL REF# DZL8DZ0CVYS BOOK STORES	WA 12/22/16 14109 $\frac{100F}{37.18}$ 14121 $\frac{150F}{18.59}$	55.77 ✓
12/22/16	AZ FIRE DIST ASSN 4804964331 REF# 14266231 MEMBERSHIP ORGS MEMBERSHIP CLUBS AN ROC NUMBER 14266231	AZ 12/22/16 14266231000	2,395.00
12/22/16	AMAZON MKTPLACE PMTS AMZN.COM/BILL REF# CNZ2NE0BMOC BOOK STORES	WA 12/22/16 14109 $\frac{100F}{11.33}$ 14121 $\frac{150F}{5.66}$	16.99
12/28/16	PAYPAL *ARIZONAAMBU 4029357733 REF# 26010051 402-935-7733 OTHER ROC NUMBER 26010051	CA 12/27/16 26010051000	260.00
Total for PAUL BOURGEOIS		New Charges/Other Debits Payments/Other Credits	4,302.31 0.00

14002

100F

100F

14114

100F

14110

150F

Get updates on the go
 Log on to chase.com/alerts

Payment Due Date	02/04/17
New Balance	\$10,783.41
Minimum Payment	\$2,156.00

Account number: 5582 5086 4455 9228

33122 BEX 9 01017 C

ROGER WOOD
 SUPERSTITION FIRE
 565 N IDAHO RD
 APACHE JUNCTION AZ 85119-4014

\$ _____ Amount Enclosed
 Make your check payable to: Chase Card Services

CARDMEMBER SERVICE
 PO BOX 94014
 PALATINE IL 60094-4014

500016028 16986445592289

BUSINESS CARD STATEMENT

Manage your account online:
www.chase.com/ink

Customer Service:
 1-800-945-2028

Mobile: Visit chase.com
 on your mobile browser

ACCOUNT SUMMARY

Account Number: 5582 5086 4455 9228

Previous Balance	\$6,968.73
Payment, Credits	-\$6,968.73
Purchases	+\$10,783.41
Cash Advances	\$0.00
Balance Transfers	\$0.00
Fees Charged	\$0.00
Interest Charged	\$0.00
New Balance	\$10,783.41
Opening/Closing Date	12/11/16 - 01/10/17
Credit Limit	\$30,000
Available Credit	\$19,216
Cash Access Line	\$6,000
Available for Cash	\$8,000
Past Due Amount	\$0.00
Balance over the Credit Limit	\$0.00

PAYMENT INFORMATION

New Balance	\$10,783.41
Payment Due Date	02/04/17
Minimum Payment Due	\$2,156.00

Late Payment Warning: If we do not receive your minimum payment by the due date, you may have to pay up to a \$39 late fee.
Minimum Payment Warning: Enroll in Auto-Pay and avoid missing a payment. To enroll, call the number on the back of your card or go to the web site listed above.

1500
 \$ 211.02

VENDOR # Chason
 ACCT # see spreadsheet
 APPROVAL: _____
 DATE PAID 11/25/17
 WARRANT # 793

ACCOUNT ACTIVITY

Date of Transaction	Merchant Name or Transaction Description	\$ Amount
12/19	FRYS-FOOD-DRG #065 APACHE JUNCTI AZ	14197 5.11 100F
12/19	99 CENTS ONLY STORES # APACHE JCT AZ	14197 22.91 100F
12/19	DOLLAR TREE APACHE JUNCTI AZ	14197 51.28 100F
12/19	OFFICEMAX/OFFICEDEPOT6 APACHE JUNCTI AZ	14197 120.04 100F
12/20	SUBWAY 00899912 MIAMI FL	14197 19.64 100F
12/22	PARTY CITY #958 MESA AZ	14197 49.08 100F
01/03	BASHAS #082 GOLD CANYON AZ	14197 38.65 100F
JASMIN JONES		
TRANSACTIONS THIS CYCLE (CARD 1965) \$306.71		
12/19	COSTCO *BUS CENTER 827 602-274-4651 AZ	100F 5491.80 150F 588.00 570.00
12/21	FEDEX 200593391 MEMPHIS TN	14049 13.06 100F
01/05	ADOBE *ACROPRO SUBS 800-838-8687 CA	14049 15.99 100F
VAUGHN CHOSRAW		
TRANSACTIONS THIS CYCLE (CARD 7271) \$699.05		
12/25	Payment ThankYou Image Check	-6,817.11
12/25	Payment ThankYou Image Check	-21.10
12/25	Payment ThankYou Image Check	-180.52
12/21	OFFICEMAX/OFFICEDEPOT6 APACHE JUNCTI AZ	100F 545.27 150F 547.44 142.91
12/22	USPS PO 0302590180 APACHE JUNCTI AZ	100F 14077 64.30 150F 14078.25 6.45
12/29	USPS PO 0302590180 APACHE JUNCTI AZ	14094 22.95 150F
ROGER WOOD		
TRANSACTIONS THIS CYCLE (CARD 9228) -\$6,796.42		
INCLUDING PAYMENTS RECEIVED		
12/29	OFFICEMAX/OFFICEDEPOT6 APACHE JUNCTI AZ	14096 16.95 100F
12/29	ROGUE FITNESS 614-3586190 OH	14096 1,276.28 100F
RICHARD MOONEY		
TRANSACTIONS THIS CYCLE (CARD 1585) \$1,292.83		
12/10	STAPLS7167268270002001 SOUTH HACKENS NJ	14020 28.06 100F

ACCOUNT ACTIVITY (CONTINUED)

Date of Transaction	Merchant Name or Transaction Description	\$ Amount	
01/06	Amazon.com AMZN.COM/BILL WA	716.19	100F
01/09	FRYS-FOOD-DRG #085 APACHE JUNCTI AZ	139.83	100F
01/09	LOS FAVORITOS TACO SHO APACHE JUNCTI AZ	70.04	100F
	KELLY BARTZ		
	TRANSACTIONS THIS CYCLE (CARD 8168) \$962.12		
12/12	PAYPAL *DROWNINGPRE 4029357733 CA	30.00	100F
12/12	FOREMOST MEDICAL EQUIP 585-585-4880 NY	1,525.00	400F
12/16	PARTY CITY #956 MESA AZ	27.37	100F
12/20	AED SUPERSTORE WOODRUFF WI	745.50	400F
	TINA GEROLA		
	TRANSACTIONS THIS CYCLE (CARD 7150) \$2,327.87		
12/13	WAL-MART #1981 APACHE JUNCTI AZ	24.42	100F
	DANIEL MCKINNEY		
	TRANSACTIONS THIS CYCLE (CARD 7168) \$24.42		
12/12	THE HOME DEPOT #0404 MESA AZ	1,734.45	100F
12/15	OFFICEMAX/OFFICEDEPOTS APACHE JUNCTI AZ	93.58	100F
01/09	CHANNING BETE CO AHA 08008282827 MA	97.63	100F
01/09	JONES & BARTLETT LEARN 8009320034 MA	1,945.38	100F
	RICHARD UCERS		
	TRANSACTIONS THIS CYCLE (CARD 1484) \$3,871.04		
12/11	THE HOME DEPOT #0456 MESA AZ	153.23	100F
12/22	FRYS-FOOD-DRG #085 APACHE JUNCTI AZ	57.38	100F
	BRETT BROMAN		
	TRANSACTIONS THIS CYCLE (CARD 3268) \$210.56		
12/20	ZAGG INC SALT LAKE CITY UT	243.54	100F
01/06	MOORINGTECHBUYTOUGH 4045771741 GA	285.00	100F
01/07	ZAGG INC SALT LAKE CITY UT	498.16	100F
	ANNA BUTEL		
	TRANSACTIONS THIS CYCLE (CARD 8491) \$1,026.70		

2017 Totals Year-to-Date	
Total fees charged in 2017	\$0.00
Total interest charged in 2017	\$0.00

Year-to-date totals do not reflect any fee or interest refunds you may have received.

INTEREST CHARGES

Your Annual Percentage Rate (APR) is the annual interest rate on your account.

Balance Type	Annual Percentage Rate (APR)	Balance Subject To Interest Rate	Interest Charges
PURCHASES			
Purchases	10.74% (v)	-0-	-0-
CASH ADVANCES			
Cash Advances	19.74% (v)	-0-	-0-
BALANCE TRANSFERS			
Balance Transfer	10.74% (v)	-0-	-0-

(v) = Variable Rate

31 Days in Billing Period

Please see Information About Your Account section for the Calculation of Balance Subject to Interest Rate, Annual Renewal Notice, How to Avoid Interest on Purchases, and other important information, as applicable.

**Superstition Fire & Medical District
Monthly Pinal County Treasurer's Bank Account Reconciliation**

200 Capital Projects Fund

Reconciliation References:

- A Previous month's bank ending balance / current month's bank beginning balance
- B Interest Income
- C Current month's Accounts Payable disbursements
- D Current month's bank ending balance
- E Accounts Payable checks outstanding at month-end
- F Cash Balance per G/L Balance Sheet



**Superstition Fire & Medical District
Capital Project (Fund 200) Cash Reconciliation
Fiscal Year 2016 - 2017
1/31/2017**



	Deposits (Cash Receipts)	Cash Disbursements	Book Balance
Book Balance as of: 1/1/2017			<u>\$1,146,580.05</u> (A)
<u>Activity During the Month</u>			
Journal Entries:			
Interest Income (Expense):	1,132.31		1,132.31 (B)
Deposits			-
Revenue Transfer			-
Cash Disbursements			
A) Accounts Payable		(184.00)	(184.00) (C)
B) Transfer In / Out			-
C) Refund Interest			-
	<u>\$1,132.31</u>	<u>(184.00)</u>	<u>\$1,147,528.36</u>
<u>Pinal County Bank Balance</u> (D)			
Ending Bank Balance as of: 1/31/2017	Balance from YTD Column		<u>\$ 1,147,528.36</u>
Less: Outstanding Warrants	Check #		
Plus: Deposits in Transit	474	(598.00) (E)	
		<u>(598.00)</u>	
			<u>\$ 1,146,930.36</u>
Prepared by: <u>[Signature]</u> 2/1/17			Balance per B/S \$ 1,146,930.36 (F)
Reviewed by: <u>[Signature]</u> 2/1/17			Difference \$ -



Pinal County Treasurer

Monthly Statement

Date Range: 1/1/2017 to 1/31/2017

Account	Period	YTD		
6116421101	Superstition Fire & Medical Dist Capital Projects			
Begin Balance:	(A) 1,146,580.05	1,388,271.97		
Income:	1,132.31	7,203.38		
LOC Advance:	.00	.00		
Expense:	(184.00)	(247,946.99)	LOC:	.00
LOC Payments:	.00	.00	Warrants Outstanding:	(598.00)
Cash Balance:	(D) 1,147,528.36	1,147,528.36	End:	1,146,930.36

Monthly Statement Summary

Source Code	Description	MTDAmount	YTDAmount
6116421101	Superstition Fire & Medical Dist Capital Projects	Beginning Balance:	1,146,580.05
			1,388,271.97
21100.41	Wells Fargo Repo Investment Interest	101.63	723.55
21100.43	Wells Fargo Trust Investment Interest	5.50	43.34
21100.46	Wells Fargo Investment Investment Interest	339.21	2,956.62
21100.70	Vining Sparks Investment Interest	346.51	2,256.30
21100.80	Stifel Nicolaus & Company Investment Interest	339.46	903.85
21100.99	SCV UHS Refunding Bond Investment Interest	.00	5.07
73160.0	Deposits	.00	314.65
90930.0	Warrants Redeemed	(184.00)	(247,946.99)
	Ending Balance:	1,147,528.36	1,147,528.36

Monthly Statement Detail

Date	Notes	Doc #	Amount	C/D
6116421101 Superstition Fire & Medical Dist Capital Projects			Beginning Balance: 1,146,580.05	
21100.41	Wells Fargo Repo Investment Interest		Source Code Total: 101.63	
01/03	Investment Interest	0	101.63	C
21100.43	Wells Fargo Trust Investment Interest		Source Code Total: 5.50	
01/04	Investment Interest	0	5.50	C
21100.46	Wells Fargo Investment Investment Interest		Source Code Total: 339.21	
01/09	Investment Interest	0	8.23	C
01/09	Investment Interest	0	11.73	C
01/13	Investment Interest	0	61.22	C
01/17	Investment Interest	0	9.87	C
01/17	Investment Interest	0	9.64	C
01/23	Investment Interest	0	8.32	C
01/23	Investment Interest	0	6.11	C
01/26	Investment Interest	0	97.00	C
01/30	Investment Interest	0	127.09	C
21100.70	Vining Sparks Investment Interest		Source Code Total: 346.51	
01/06	Investment Interest	0	149.50	C
01/17	Investment Interest	0	114.39	C
01/27	Investment Interest	0	34.19	C
01/27	Investment Interest	0	48.43	C
21100.80	Stifel Nicolaus & Company Investment Interest		Source Code Total: 339.46	
01/13	Investment Interest	0	89.63	C
01/26	Investment Interest	0	101.85	C
01/30	Investment Interest	0	147.98	C
90930.0	Warrants Redeemed		Source Code Total: (184.00)	
01/03	Paid Warrants	0	(184.00)	D
6116421101 Superstition Fire & Medical Dist Capital Projects			Ending Balance: 1,147,528.36	

Warrant Detail

Payee Name	Warrant	Amount	Issue Dt	Status	Voucher
6116421101 Superstition Fire & Medical Dist Capital Projects					Account Total: 782.00



Pinal County Treasurer

Monthly Statement

Date Range: 1/1/2017 to 1/31/2017

Fund: 1107					Fund Total: 782.00
Status: OUTS					Status Total: 598.00
CITY OF MESA	1107000474	(E)	598.00	01/25/17	01/25/17
Status: PAID					Status Total: 184.00
CITY OF MESA	1107000473		184.00	12/21/16	01/03/17
	Count		Amount		
Total OUTS:	1		598.00		
Total PAID:	1		184.00		

Superstition Fire & Medical District
AP Check Register (Current by Bank)
Check Dates: 1/1/2017 to 1/31/2017

Check No.	Date	Status	Vendor ID	Payee Name	Amount
BANK ID: CP - CAPITAL PROJECTS FUND					200-10-10200-10
474	01/25/17	P	CITOM	City of Mesa	\$598.00

BANK CP REGISTER TOTAL: \$598.00

GRAND TOTAL : \$598.00

(E)

* Check Status Types: "P" - Printed ; "M" - Manual ; "V" - Void (Void Date); "A" - Application; "E" - EFT
** Denotes broken check sequence.

2/1/17
11:37:36 AM

Superstition Fire & Medical District

Balance Sheet

As of 1/31/2017

FUND: (200) Capital Projects Fund

Assets

Current Assets

Fund Cash - Capital Projects

\$1,146,930.36

~~\$1,146,930.36~~ (F)

Due From other funds

1,000,000.00

Total Current Assets

\$2,146,930.36

Total Assets

\$2,146,930.36

Liabilities and Equity

Equity

Fund Balance - Capital Projects

\$2,362,436.18

Current Year Profit/Loss

(215,505.82)

Total Equity

2,146,930.36

Total Liabilities and Equity

\$2,146,930.36

**Superstition Fire & Medical District
Monthly Pinal County Treasurer's Bank Account Reconciliation**

400 Special Revenue Fund

Reconciliation References:

- A Previous month's bank ending balance / current month's bank beginning balance
- B Interest Income
- C Current month's deposits
- D Current month's Accounts Payable disbursements
- E Current month's bank ending balance
- F Cash Balance per G/L Balance Sheet
- G Chase MasterCard credit card payment – warrant #1105000209 (paid 1/25/17)



**Superstition Fire & Medical District
Special Revenue (Fund 400) Cash Reconciliation
Fiscal Year 2016 - 2017
1/31/2017**



	Deposits (Cash Receipts)	Cash Disbursements	Book Balance
Book Balance as of: 1/1/2017			\$58,142.52 (A)
<u>Activity During the Month</u>			
Journal Entries:			
Interest Income (Expense):	68.13		68.13 (B)
Cash Receipts			
46750 FEMA Grant Receipts			-
47020 AED Donations	1,600.00		1,600.00 (C)
47100 EMS Cardiac Donations			-
47110 EMS Equipment Donations			-
47120 Prevention/Pub Ed Donations			-
47130 General Donations			-
Deposits			
Revenue Transfer			-
Cash Disbursements			
A) Accounts Payable		(2,297.87)	(2,297.87) (D)
B) Transfer In / Out			-
C) Refund Interest			-
	\$1,668.13	(2,297.87)	\$57,512.78 (E)
<u>Pinal County Bank Balance</u>			
Ending Bank Balance as of: 1/31/2017	Balance from YTD Column		\$ 57,512.78
Less: Outstanding Warrants	Check #		-
Plus: Deposits in Transit			-
			\$ 57,512.78
Prepared by: <u>Janet Decker 2/1/17</u>			Balance per B/S \$ 57,512.78 (F)
Reviewed by: <u>Roger Wood 2/2/17</u>			Difference \$ -



Pinal County Treasurer

Monthly Statement

Date Range: 1/1/2017 to 1/31/2017

Account	Period	YTD		
6116422901	Superstition Fire & Medical Dist Special Revenue			
Begin Balance:	(A) 58,142.52	90,044.51		
Income:	1,668.13	29,331.92		
LOC Advance:	.00	.00		
Expense:	(2,297.87)	(61,863.65)	LOC:	.00
LOC Payments:	.00	.00	Warrants Outstanding:	.00
Cash Balance:	(E) 57,512.78	57,512.78	End:	57,512.78

Monthly Statement Summary

Source Code	Description	MTDAmount	YTDAmount	
6116422901	Superstition Fire & Medical Dist	Beginning Balance:	58,142.52	90,044.51
	Special Revenue			
21100.41	Wells Fargo Repo Investment Interest	6.67	45.25	
21100.43	Wells Fargo Trust Investment Interest	.36	2.64	
21100.46	Wells Fargo Investment Investment Interest (B)	20.13	178.98	
21100.70	Vining Sparks Investment Interest \$6813	20.85	148.24	
21100.80	Stifel Nicolaus & Company Investment Interest	20.12	59.50	
21100.99	SCV UHS Refunding Bond Investment Interest	.00	.31	
73160.0	Deposits (C)	1,600.00	28,897.00	
90930.0	Warrants Redeemed (D)	(2,297.87)	(61,863.65)	
	Ending Balance:	57,512.78	57,512.78	

Monthly Statement Detail

Date	Notes	Doc #	Amount	C/D
6116422901 Superstition Fire & Medical Dist Special Revenue			Beginning Balance: 58,142.52	
21100.41	Wells Fargo Repo Investment Interest		Source Code Total: 6.67	
01/03	Investment Interest	0	6.67	C
21100.43	Wells Fargo Trust Investment Interest		Source Code Total: .36	
01/04	Investment Interest	0	.36	C
21100.46	Wells Fargo Investment Investment Interest		Source Code Total: 20.13	
01/09	Investment Interest	0	.71	C
01/09	Investment Interest	0	.50	C
01/13	Investment Interest	0	3.68	C
01/17	Investment Interest	0	.59	C
01/17	Investment Interest	0	.58	C
01/23	Investment Interest	0	.49	C
01/23	Investment Interest	0	.36	C
01/26	Investment Interest	0	5.73	C
01/30	Investment Interest	0	7.49	C
21100.70	Vining Sparks Investment Interest		Source Code Total: 20.85	
01/06	Investment Interest	0	9.06	C
01/17	Investment Interest	0	6.86	C
01/27	Investment Interest	0	2.07	C
01/27	Investment Interest	0	2.86	C
21100.80	Stifel Nicolaus & Company Investment Interest		Source Code Total: 20.12	
01/13	Investment Interest	0	5.38	C
01/26	Investment Interest	0	6.02	C
01/30	Investment Interest	0	8.72	C
73160.0	Deposits		Source Code Total: 1,600.00	
01/11	400.10.47020.41 White Sands CH/inv 3897/ck 1305	0	1,600.00	C
90930.0	Warrants Redeemed		Source Code Total: (2,297.87)	
01/31	Paid Warrants	0	(2,297.87)	D
6116422901 Superstition Fire & Medical Dist Special Revenue			Ending Balance: 57,512.78	

Warrant Detail



Pinal County Treasurer

Monthly Statement

Date Range: 1/1/2017 to 1/31/2017

Payee Name	Warrant	Amount	Issue Dt	Status Dt	Voucher
6116422901 Superstition Fire & Medical Dist Special Revenue					Account Total: 2,297.87
Fund: 1105					Fund Total: 2,297.87
Status: PAID					Status Total: 2,297.87
CHASE MASTER CARD	1105000209	2,297.87	01/25/17	01/31/17	
	Count	Amount			
Total PAID:	1	2,297.87			

Superstition Fire & Medical District
AR Payment Register (Detail)

Bank ID: Equal To S

Check No. / Payment ID	Payee Name / Customer Name	Invoice No. / Account Number	Amount Paid
BANK: S - SPECIAL REVENUE FUND			
DEPOSIT: 2,052	DATE: 01/11/17		
289241 / 1305	WhiteSandsCH/inv 3897/ck 1305 X (DONATION)	Check Invoice : 003897	\$1,600.00 \$1,600.00
		CHECK # 289241 / 1305 TOTAL:	<u>\$1,600.00</u>
		DEPOSIT 2,052 TOTAL:	<u>\$1,600.00</u>
		TOTAL FOR BANK ID: S	<u><u>\$1,600.00</u></u>
		GRAND TOTAL OF ALL CHECKS:	\$1,600.00
		GRAND TOTAL OF ALL CREDIT CARDS:	\$0.00
		GRAND TOTAL OF ALL CASH:	\$0.00
		GRAND TOTAL OF ALL EFT:	\$0.00
		GRAND TOTAL OF ALL PAYMENTS:	<u>\$1,600.00</u>
		GRAND TOTAL OF ALL ADJUSTMENTS:	\$0.00
		COMBINED TOTAL:	<u><u>\$1,600.00</u></u>

①

Superstition Fire & Medical District
AP Check Register (Current by Bank)
Check Dates: 1/1/2017 to 1/31/2017

Check No.	Date	Status	Vendor ID	Payee Name	Amount
BANK ID: S - SPECIAL REVENUE FUND					400-10-10400-10
209	01/25/17	P	CHASEM	Chase Master Card	\$2,297.87

BANK S REGISTER TOTAL: \$2,297.87

GRAND TOTAL : \$2,297.87

(D)

* Check Status Types: "P" - Printed ; "M" - Manual ; "V" - Void (Void Date) ; "A" - Application ; "E" - EFT
** Denotes broken check sequence.

Superstition Fire & Medical District

Balance Sheet

As of 1/31/2017

FUND: (400) Special Revenue Fund

Assets

Current Assets

Fund Cash - Special Revenue Fund

\$57,512.78

Total Current Assets

\$57,512.78

(F)

Total Assets

\$57,512.78

Liabilities and Equity

Current Liabilities

Sales Tax Payable

\$127.15

Total Current Liabilities

\$127.15

Total Liabilities

\$127.15

Equity

Fund Balance - Special Revenue Fund

\$90,044.51

Current Year Profit/Loss

(32,658.88)

Total Equity

57,385.63

Total Liabilities and Equity

\$57,512.78

Get updates on the go
 Log on to chase.com/alerts

Payment Due Date:	02/04/17
New Balance:	\$10,783.41
Minimum Payment:	\$2,156.00

Account number: 5582 6086 4455 9228

33122 BEX 9 01017 C

ROGER WOOD
 SUPERSTITION FIRE
 585 N IDAHO RD
 APACHE JUNCTION AZ 85119-4014

\$ _____ Amount Enclosed
 Make your check payable to: Chase Card Services

CARDMEMBER SERVICE
 PO BOX 94014
 PALATINE IL 60094-4014

500016028 16986445592289

BUSINESS CARD STATEMENT

Manage your account online:
www.chase.com/ink

Customer Service:
 1-800-945-2028

Mobile: Visit chase.com
 on your mobile browser

ACCOUNT SUMMARY

Account Number: 5582 5086 4455 9228	
Previous Balance	\$8,988.73
Payment, Credits	-\$6,968.73
Purchases	+\$10,783.41
Cash Advances	\$0.00
Balance Transfers	\$0.00
Fees Charged	\$0.00
Interest Charged	\$0.00
New Balance	\$10,783.41
Opening/Closing Date	12/11/16 - 01/10/17
Credit Limit	\$30,000
Available Credit	\$19,216
Cash Access Line	\$6,000
Available for Cash	\$6,000
Past Due Amount	\$0.00
Balance over the Credit Limit	\$0.00

PAYMENT INFORMATION

New Balance	\$10,783.41
Payment Due Date	02/04/17
Minimum Payment Due	\$2,156.00

Late Payment Warning: If we do not receive your minimum payment by the due date, you may have to pay up to a \$39 late fee.

Minimum Payment Warning: Enroll in Auto-Pay and avoid missing a payment. To enroll, call the number on the back of your card or go to the web site listed above.

400 (G)
 \$2,297.87

VENDOR # Chas m
 ACCT. # See spreadsheet
 APPROVAL: _____
 DATE PAID 1/25/17
 WARRANT # 209

ACCOUNT ACTIVITY

Date of Transaction	Merchant Name or Transaction Description	\$ Amount
12/19	FRYS-FOOD-DRG #085 APACHE JUNCTI AZ 14197	5.11 100F
12/19	99 CENTS ONLY STORES # APACHE JCT AZ 14197	22.91 100F
12/19	DOLLAR TREE APACHE JUNCTI AZ 14197	51.28 100F
12/19	OFFICEMAX/OFFICEDEPOT6 APACHE JUNCTI AZ 14197	120.04 100F
12/20	SUBWAY 00999912 MIAMI FL 14197	19.64 100F
12/22	PARTY CITY #858 MESA AZ 14197	49.08 100F
01/03	BASHAS #082 GOLD CANYON AZ 14197	38.65 100F
JASMIN JONES		
TRANSACTIONS THIS CYCLE (CARD 1965) \$306.71		
12/19	COSTCO *BUS CENTER 827 602-274-4851 AZ 100F 5481.80 150F 588.00	570.00
12/21	FEDEX 200593391 MEMPHIS TN 14049	13.06 100F
01/06	ADOBE *ACROPRO SUBS 800-833-8887 CA 14049	15.99 100F
VAUGHN CROSHAW		
TRANSACTIONS THIS CYCLE (CARD 7271) \$599.05		
12/25	Payment ThankYou Image Check	-6,817.11
12/25	Payment ThankYou Image Check	-21.10
12/25	Payment ThankYou Image Check	-130.52
12/21	OFFICEMAX/OFFICEDEPOT6 APACHE JUNCTI AZ 100F 14072 150F 547.44	142.91
12/22	USPS PO 0302690130 APACHE JUNCTI AZ 100F 14077 150F 1407.215	6.45
12/29	USPS PO 0302690130 APACHE JUNCTI AZ 14094	22.95 150F
ROGER WOOD		
TRANSACTIONS THIS CYCLE (CARD 9228) -\$6,786.42		
INCLUDING PAYMENTS RECEIVED		
12/29	OFFICEMAX/OFFICEDEPOT6 APACHE JUNCTI AZ 14096	16.95 100F
12/29	ROGUE FITNESS 614-3588190 OH 14096	1,276.28 100F
RICHARD MOONEY		
TRANSACTIONS THIS CYCLE (CARD 1585) \$1,292.63		
12/10	STAPLS7167268270002001 SOUTH HACKENS NJ 14020	26.06 100F

ACCOUNT ACTIVITY (CONTINUED)

Date of Transaction	Merchant Name or Transaction Description	\$ Amount	
01/06	Amazon.com AMZN.COM/BILL WA	716.19	100F
01/09	FRYS-FOOD-DRG #065 APACHE JUNCTI AZ	139.83	100F
01/09	LOS FAVORITOS TACO SHO APACHE JUNCTI AZ	70.04	100F
	KELLY BARTZ		
	TRANSACTIONS THIS CYCLE (CARD 8168) \$952.12		
12/12	PAYPAL *DROWNINGPRE 4029357738 CA	80.00	100F
12/12	FOREMOST MEDICAL EQUIP 585-586-4880 NY	1,525.00	400F
12/16	PARTY CITY #956 MESA AZ	27.37	400F
12/20	AED SUPERSTORE WOODRUFF WI	745.50	400F
	TINA GEROLA		
	TRANSACTIONS THIS CYCLE (CARD 7150) \$2,327.87		
12/18	WAL-MART #1381 APACHE JUNCTI AZ	24.42	100F
	DANIEL MCKINNEY		
	TRANSACTIONS THIS CYCLE (CARD 7168) \$24.42		
12/12	THE HOME DEPOT #0404 MESA AZ	1,734.45	100F
12/15	OFFICEMAX/OFFICEDEPOT6 APACHE JUNCTI AZ	93.58	100F
01/09	CHANNING BETE CO AHA 08008282827 MA	97.63	100F
01/09	JONES & BARTLETT LEARN 8008320034 MA	1,945.88	100F
	RICHARD OCHS		
	TRANSACTIONS THIS CYCLE (CARD 1484) \$3,871.04		
12/11	THE HOME DEPOT #0486 MESA AZ	153.23	100F
12/22	FRYS-FOOD-DRG #085 APACHE JUNCTI AZ	57.33	100F
	BRETT BROMAN		
	TRANSACTIONS THIS CYCLE (CARD 3268) \$210.56		
12/20	ZAGG INC SALT LAKE CITY UT	243.54	100F
01/06	MOORINGTECHBUYTOUGH 4045771741 GA	285.00	100F
01/07	ZAGG INC SALT LAKE CITY UT	498.16	100F
	ANNA BUTEL		
	TRANSACTIONS THIS CYCLE (CARD 8491) \$1,028.70		

2017 Totals Year-to-Date	
Total fees charged in 2017	\$0.00
Total interest charged in 2017	\$0.00

Year-to-date totals do not reflect any fee or interest refunds you may have received.

INTEREST CHARGES

Your Annual Percentage Rate (APR) is the annual interest rate on your account.

Balance Type	Annual Percentage Rate (APR)	Balance Subject To Interest Rate	Interest Charges
PURCHASES			
Purchases	10.74% (v)	-0-	-0-
CASH ADVANCES			
Cash Advances	19.74% (v)	-0-	-0-
BALANCE TRANSFERS			
Balance Transfer	10.74% (v)	-0-	-0-

(v) = Variable Rate
31 Days in Billing Period

Please see Information About Your Account section for the Calculation of Balance Subject to Interest Rate, Annual Renewal Notice, How to Avoid Interest on Purchases, and other important information, as applicable.

Superstition Fire & Medical District Monthly Pinal County Treasurer's Bank Account Reconciliation

500 Debt Principal Fund

Reconciliation References:

- A Previous month's bank ending balance / current month's bank beginning balance
- B Interest Income
- C Current month's property tax receipts (real and personal)
- D Current month's bank ending balance
- E Cash Balance per G/L Balance Sheet



Pinal County Treasurer

Monthly Statement

Date Range: 1/1/2017 to 1/31/2017

Account	Period	YTD		
6116421407	Superstition Fire & Medical Debt Ret Prncp 2006			
Begin Balance:	(A) 355,849.27	57,952.14		
Income:	12,146.82	310,044.94		
LOC Advance:	.00	.00		
Expense:	.00	(.99)	LOC:	.00
LOC Payments:	.00	.00	Warrants Outstanding:	.00
Cash Balance:	(D) 367,996.09	367,996.09	End:	367,996.09

Monthly Statement Summary

Source Code	Description	MTDAmount	YTDAmount
6116421407	Superstition Fire & Medical Debt Ret Prncp 2006	Beginning Balance:	355,849.27
			57,952.14
11100.2011	2011 Real Estate Taxes	29.00	38.60
11100.2012	2012 Real Estate Taxes	.26	1.82
11100.2013	2013 Real Estate Taxes	.00	(8.13)
11100.2014	2014 Real Estate Taxes	.00	(8.49)
11100.2015	2015 Real Estate Taxes	418.26	4,581.64
11100.2016	2016 Real Estate Taxes	10,387.91	268,887.65
12100.2007	2007 Personal Property Taxes	.00	3.03
12100.2009	2009 Personal Property Taxes	.00	.53
12100.2010	2010 Personal Property Taxes	.00	3.33
12100.2011	2011 Personal Property Taxes	.48	12.90
12100.2012	2012 Personal Property Taxes	17.00	45.96
12100.2013	2013 Personal Property Taxes	16.37	69.38
12100.2014	2014 Personal Property Taxes	21.46	125.21
12100.2015	2015 Personal Property Taxes	65.75	566.72
12100.2016	2016 Personal Property Taxes	994.00	27,318.37
14100.0	Salt River Contribution	.00	7,228.26
21100.41	Wells Fargo Repo Investment Interest	29.40	137.31
21100.43	Wells Fargo Trust Investment Interest	1.59	6.52
21100.46	Wells Fargo Investment Investment Interest	54.77	496.38
21100.70	Vining Sparks Investment Interest	55.36	376.51
21100.80	Stifel Nicolaus & Company Investment Interest	55.21	160.79
21100.99	SCV UHS Refunding Bond Investment Interest	.00	.65
90400.0	Refund Interest	.00	(.99)
Ending Balance:		367,996.09	367,996.09

Handwritten notes: (C) \$11,950.49 and (B) \$196.33 with brackets grouping rows 12100.2007-2016 and 21100.41-21100.99 respectively.

Monthly Statement Detail

Date	Notes	Doc #	Amount	C/D
6116421407 Superstition Fire & Medical Debt Ret Prncp 2006			Beginning Balance: 355,849.27	
11100.2011	2011 Real Estate Taxes		Source Code Total: 29.00	
01/23	Tax Distribution	0	29.00	C
11100.2012	2012 Real Estate Taxes		Source Code Total: .26	
01/05	Tax Distribution	0	.26	C
11100.2015	2015 Real Estate Taxes		Source Code Total: 418.26	
01/03	Tax Distribution	0	4.04	C
01/03	Tax Distribution	0	3.47	C
01/04	Tax Distribution	0	75.61	C
01/04	Tax Distribution	0	21.26	C
01/04	Tax Distribution	0	16.59	C
01/05	Tax Distribution	0	4.63	C
01/06	Tax Distribution	0	27.82	C



Pinal County Treasurer

Monthly Statement

Date Range: 1/1/2017 to 1/31/2017

01/06 Tax Distribution	0	2.30	C
01/09 Tax Distribution	0	.28	C
01/09 Tax Distribution	0	3.94	C
01/11 Tax Distribution	0	6.88	C
01/11 Tax Distribution	0	3.48	C
01/11 Tax Distribution	0	2.11	C
01/12 Tax Distribution	0	9.38	C
01/13 Tax Distribution	0	8.27	C
01/17 Tax Distribution	0	6.86	C
01/18 Tax Distribution	0	.35	C
01/18 Tax Distribution	0	6.32	C
01/18 Tax Distribution	0	4.16	C
01/18 Tax Distribution	0	5.18	C
01/19 Tax Distribution	0	14.98	C
01/20 Tax Distribution	0	6.95	C
01/20 Tax Distribution	0	7.49	C
01/23 Tax Distribution	0	27.27	C
01/23 Tax Distribution	0	16.06	C
01/23 Tax Distribution	0	7.00	C
01/24 Tax Distribution	0	.49	C
01/24 Tax Distribution	0	22.14	C
01/25 Tax Distribution	0	16.21	C
01/25 Tax Distribution	0	14.68	C
01/25 Tax Distribution	0	8.05	C
01/26 Tax Distribution	0	6.38	C
01/27 Tax Distribution	0	.16	C
01/27 Tax Distribution	0	6.95	C
01/30 Tax Distribution	0	9.41	C
01/30 Tax Distribution	0	4.98	C
01/30 Tax Distribution	0	.06	C
01/30 Tax Distribution	0	32.01	C
01/31 Tax Distribution	0	4.06	C
11100.2016 2016 Real Estate Taxes		Source Code Total: 10,387.91	
01/03 Tax Distribution	0	398.33	C
01/03 Tax Distribution	0	(2.10)	C
01/03 Tax Distribution	0	339.22	C
01/03 Tax Distribution	0	214.44	C
01/04 Tax Distribution	0	294.57	C
01/04 Tax Distribution	0	339.08	C
01/04 Tax Distribution	0	1,046.60	C
01/04 Tax Distribution	0	183.45	C
01/04 Tax Distribution	0	1,756.21	C
01/04 Tax Distribution	0	94.97	C
01/05 Tax Distribution	0	1,033.40	C
01/05 Tax Distribution	0	44.28	C
01/05 Tax Distribution	0	355.55	C
01/06 Tax Distribution	0	792.68	C
01/06 Tax Distribution	0	6.49	C
01/06 Tax Distribution	0	407.96	C
01/06 Tax Distribution	0	119.97	C
01/09 Tax Distribution	0	85.03	C
01/09 Tax Distribution	0	13.12	C
01/09 Tax Distribution	0	79.24	C
01/09 Tax Distribution	0	32.78	C
01/10 Tax Distribution	0	82.68	C
01/10 Tax Distribution	0	259.04	C
01/10 Tax Distribution	0	59.74	C



Pinal County Treasurer

Monthly Statement

Date Range: 1/1/2017 to 1/31/2017

01/10 Tax Distribution	0	130.63	C
01/11 Tax Distribution	0	(16.21)	C
01/11 Tax Distribution	0	50.25	C
01/11 Tax Distribution	0	88.44	C
01/11 Tax Distribution	0	5.82	C
01/11 Tax Distribution	0	51.34	C
01/11 Tax Distribution	0	12.63	C
01/12 Tax Distribution	0	(18.27)	C
01/12 Tax Distribution	0	18.29	C
01/12 Tax Distribution	0	34.90	C
01/12 Tax Distribution	0	5.63	C
01/12 Tax Distribution	0	23.01	C
01/13 Tax Distribution	0	(13.89)	C
01/13 Tax Distribution	0	38.43	C
01/13 Tax Distribution	0	30.63	C
01/13 Tax Distribution	0	8.13	C
01/13 Tax Distribution	0	3.14	C
01/17 Tax Distribution	0	71.20	C
01/17 Tax Distribution	0	30.21	C
01/17 Tax Distribution	0	222.44	C
01/18 Tax Distribution	0	28.38	C
01/18 Tax Distribution	0	34.78	C
01/18 Tax Distribution	0	36.60	C
01/18 Tax Distribution	0	105.31	C
01/19 Tax Distribution	0	20.69	C
01/19 Tax Distribution	0	50.97	C
01/20 Tax Distribution	0	43.79	C
01/20 Tax Distribution	0	19.28	C
01/20 Tax Distribution	0	8.19	C
01/23 Tax Distribution	0	125.79	C
01/23 Tax Distribution	0	125.71	C
01/23 Tax Distribution	0	11.01	C
01/24 Tax Distribution	0	25.15	C
01/24 Tax Distribution	0	64.36	C
01/24 Tax Distribution	0	1.81	C
01/25 Tax Distribution	0	10.41	C
01/25 Tax Distribution	0	96.28	C
01/25 Tax Distribution	0	22.24	C
01/25 Tax Distribution	0	15.66	C
01/25 Tax Distribution	0	47.21	C
01/26 Tax Distribution	0	29.34	C
01/26 Tax Distribution	0	40.90	C
01/26 Tax Distribution	0	47.29	C
01/27 Tax Distribution	0	76.46	C
01/27 Tax Distribution	0	11.36	C
01/27 Tax Distribution	0	229.14	C
01/27 Tax Distribution	0	20.59	C
01/30 Tax Distribution	0	6.86	C
01/30 Tax Distribution	0	38.78	C
01/30 Tax Distribution	0	23.85	C
01/30 Tax Distribution	0	25.61	C
01/31 Tax Distribution	0	38.34	C
01/31 Tax Distribution	0	92.29	C
12100.2011 2011 Personal Property Taxes			Source Code Total: .48
01/04 Tax Distribution	0	.30	C
01/04 Tax Distribution	0	.18	C
12100.2012 2012 Personal Property Taxes			Source Code Total: 17.00



Pinal County Treasurer

Monthly Statement

Date Range: 1/1/2017 to 1/31/2017

01/09 Tax Distribution	0	5.84	C
01/17 Tax Distribution	0	3.92	C
01/19 Tax Distribution	0	.39	C
01/20 Tax Distribution	0	6.85	C
12100.2013 2013 Personal Property Taxes		Source Code Total: 16.37	
01/04 Tax Distribution	0	.25	C
01/09 Tax Distribution	0	5.28	C
01/11 Tax Distribution	0	.20	C
01/17 Tax Distribution	0	3.81	C
01/19 Tax Distribution	0	.39	C
01/20 Tax Distribution	0	6.19	C
01/27 Tax Distribution	0	.25	C
12100.2014 2014 Personal Property Taxes		Source Code Total: 21.46	
01/04 Tax Distribution	0	1.48	C
01/09 Tax Distribution	0	4.89	C
01/13 Tax Distribution	0	.79	C
01/17 Tax Distribution	0	4.05	C
01/18 Tax Distribution	0	.56	C
01/20 Tax Distribution	0	7.02	C
01/23 Tax Distribution	0	1.56	C
01/25 Tax Distribution	0	1.11	C
12100.2015 2015 Personal Property Taxes		Source Code Total: 65.75	
01/03 Tax Distribution	0	(.05)	C
01/03 Tax Distribution	0	.50	C
01/04 Tax Distribution	0	.74	C
01/04 Tax Distribution	0	1.23	C
01/04 Tax Distribution	0	.04	C
01/04 Tax Distribution	0	.31	C
01/05 Tax Distribution	0	5.81	C
01/06 Tax Distribution	0	.35	C
01/06 Tax Distribution	0	.17	C
01/06 Tax Distribution	0	.58	C
01/09 Tax Distribution	0	.70	C
01/09 Tax Distribution	0	5.07	C
01/10 Tax Distribution	0	3.95	C
01/11 Tax Distribution	0	2.11	C
01/11 Tax Distribution	0	1.50	C
01/12 Tax Distribution	0	.49	C
01/12 Tax Distribution	0	1.63	C
01/12 Tax Distribution	0	1.28	C
01/13 Tax Distribution	0	.01	C
01/13 Tax Distribution	0	1.87	C
01/17 Tax Distribution	0	.54	C
01/17 Tax Distribution	0	4.26	C
01/18 Tax Distribution	0	1.53	C
01/18 Tax Distribution	0	4.93	C
01/20 Tax Distribution	0	7.96	C
01/23 Tax Distribution	0	9.97	C
01/23 Tax Distribution	0	1.99	C
01/25 Tax Distribution	0	1.66	C
01/25 Tax Distribution	0	1.16	C
01/25 Tax Distribution	0	1.06	C
01/30 Tax Distribution	0	1.97	C
01/30 Tax Distribution	0	.43	C
12100.2016 2016 Personal Property Taxes		Source Code Total: 994.00	
01/03 Tax Distribution	0	44.13	C
01/03 Tax Distribution	0	(9.75)	C



Pinal County Treasurer

Monthly Statement

Date Range: 1/1/2017 to 1/31/2017

01/03	Tax Distribution	0	25.02	C
01/03	Tax Distribution	0	3.18	C
01/04	Tax Distribution	0	17.40	C
01/04	Tax Distribution	0	10.67	C
01/04	Tax Distribution	0	108.80	C
01/04	Tax Distribution	0	38.98	C
01/04	Tax Distribution	0	47.65	C
01/04	Tax Distribution	0	13.91	C
01/05	Tax Distribution	0	109.75	C
01/05	Tax Distribution	0	4.34	C
01/05	Tax Distribution	0	66.24	C
01/06	Tax Distribution	0	(1.40)	C
01/06	Tax Distribution	0	30.56	C
01/06	Tax Distribution	0	15.89	C
01/06	Tax Distribution	0	20.73	C
01/06	Tax Distribution	0	11.35	C
01/09	Tax Distribution	0	.04	C
01/09	Tax Distribution	0	5.80	C
01/09	Tax Distribution	0	14.26	C
01/09	Tax Distribution	0	10.01	C
01/10	Tax Distribution	0	1.76	C
01/10	Tax Distribution	0	12.84	C
01/10	Tax Distribution	0	11.85	C
01/10	Tax Distribution	0	21.28	C
01/11	Tax Distribution	0	1.93	C
01/11	Tax Distribution	0	13.15	C
01/11	Tax Distribution	0	7.51	C
01/11	Tax Distribution	0	11.20	C
01/11	Tax Distribution	0	.62	C
01/12	Tax Distribution	0	9.60	C
01/12	Tax Distribution	0	1.68	C
01/12	Tax Distribution	0	9.32	C
01/12	Tax Distribution	0	6.80	C
01/13	Tax Distribution	0	9.58	C
01/13	Tax Distribution	0	12.63	C
01/13	Tax Distribution	0	.22	C
01/13	Tax Distribution	0	.98	C
01/17	Tax Distribution	0	3.20	C
01/17	Tax Distribution	0	11.96	C
01/17	Tax Distribution	0	19.48	C
01/18	Tax Distribution	0	4.30	C
01/18	Tax Distribution	0	8.38	C
01/18	Tax Distribution	0	19.86	C
01/18	Tax Distribution	0	3.90	C
01/19	Tax Distribution	0	2.19	C
01/19	Tax Distribution	0	3.90	C
01/20	Tax Distribution	0	20.85	C
01/20	Tax Distribution	0	8.79	C
01/20	Tax Distribution	0	11.71	C
01/20	Tax Distribution	0	8.44	C
01/23	Tax Distribution	0	22.01	C
01/23	Tax Distribution	0	16.97	C
01/23	Tax Distribution	0	1.17	C
01/24	Tax Distribution	0	14.28	C
01/25	Tax Distribution	0	24.63	C
01/25	Tax Distribution	0	4.60	C
01/26	Tax Distribution	0	11.69	C



Pinal County Treasurer

Monthly Statement

Date Range: 1/1/2017 to 1/31/2017

01/26	Tax Distribution	0	1.86	C
01/27	Tax Distribution	0	1.24	C
01/27	Tax Distribution	0	1.48	C
01/27	Tax Distribution	0	5.97	C
01/30	Tax Distribution	0	17.99	C
01/30	Tax Distribution	0	3.29	C
01/31	Tax Distribution	0	8.38	C
01/31	Tax Distribution	0	.71	C
01/31	Tax Distribution	0	10.26	C
21100.41	Wells Fargo Repo Investment Interest			
01/03	Investment Interest	0		
			29.40	C
21100.43	Wells Fargo Trust Investment Interest			
01/04	Investment Interest	0		
			1.59	C
21100.46	Wells Fargo Investment Investment Interest			
01/09	Investment Interest	0		
01/09	Investment Interest	0	1.15	C
01/13	Investment Interest	0	1.64	C
01/13	Investment Interest	0	9.00	C
01/17	Investment Interest	0	1.50	C
01/17	Investment Interest	0	1.45	C
01/23	Investment Interest	0	1.35	C
01/23	Investment Interest	0	.99	C
01/26	Investment Interest	0	16.15	C
01/30	Investment Interest	0	21.54	C
21100.70	Vining Sparks Investment Interest			
01/06	Investment Interest	0		
01/17	Investment Interest	0	20.46	C
01/17	Investment Interest	0	16.99	C
01/27	Investment Interest	0	9.78	C
01/27	Investment Interest	0	8.13	C
21100.80	Stifel Nicolaus & Company Investment Interest			
01/13	Investment Interest	0		
01/26	Investment Interest	0	13.18	C
01/26	Investment Interest	0	16.95	C
01/30	Investment Interest	0	25.08	C
6116421407 Superstition Fire & Medical Debt Ret Prncp 2006			Ending Balance: 367,996.09	

2/1/17
11:37:02 AM

Superstition Fire & Medical District

Balance Sheet

As of 1/31/2017

FUND: (500) Debt Retirement Principal Fund

Assets

Current Assets

Fund Cash - Debt Retirement Principal

\$367,996.09

Total Current Assets

\$367,996.09

(E)

Total Assets

\$367,996.09

Liabilities and Equity

Equity

Fund Balance - Debt Retirement Principal

\$57,952.14

Current Year Profit/Loss

310,043.95

Total Equity

367,996.09

Total Liabilities and Equity


\$367,996.09

Superstition Fire & Medical District Monthly Pinal County Treasurer's Bank Account Reconciliation

600 Debt Interest Fund

Reconciliation References:

- A Previous month's bank ending balance / current month's bank beginning balance
- B Interest Income
- C Current month's property tax receipts (real and personal)
- D Current month's bank ending balance
- E Cash Balance per G/L Balance Sheet



Pinal County Treasurer

Monthly Statement

Date Range: 1/1/2017 to 1/31/2017

Account	Period	YTD		
6116421408	Superstition Fire & Medical Dist Debt Ret Int 2006			
Begin Balance:	(A) 94,336.07	44,514.42		
Income:	8,415.63	213,750.53		
LOC Advance:	.00	.00		
Expense:	.00	(155,513.25)	LOC:	.00
LOC Payments:	.00	.00	Warrants Outstanding:	.00
Cash Balance:	(D) 102,751.70	102,751.70	End:	102,751.70

Monthly Statement Summary

Source Code	Description	MTDAmount	YTDAmount
6116421408	Superstition Fire & Medical Dist Debt	Beginning Balance: 94,336.07	44,514.42
Ret Int 2006			
11100.2011	2011 Real Estate Taxes	34.80	46.33
11100.2012	2012 Real Estate Taxes	.24	1.69
11100.2013	2013 Real Estate Taxes	.00	(7.58)
11100.2014	2014 Real Estate Taxes	.01	(7.25)
11100.2015	2015 Real Estate Taxes	319.77	3,502.86
11100.2016	2016 Real Estate Taxes	7,153.31	185,161.76
12100.2007	2007 Personal Property Taxes	.00	3.02
12100.2009	2009 Personal Property Taxes	.00	.68
12100.2010	2010 Personal Property Taxes	.00	3.99
12100.2011	2011 Personal Property Taxes	.58	15.49
1 2012	2012 Personal Property Taxes	16.03	43.30
12100.2013	2013 Personal Property Taxes	15.26	64.64
12100.2014	2014 Personal Property Taxes	18.39	107.21
12100.2015	2015 Personal Property Taxes	50.31	433.46
12100.2016	2016 Personal Property Taxes	684.53	18,811.62
14100.0	Salt River Contribution	.00	4,977.48
21100.41	Wells Fargo Repo Investment Interest	19.78	80.11
21100.43	Wells Fargo Trust Investment Interest	1.07	4.14
21100.46	Wells Fargo Investment Investment Interest	33.29	232.99
21100.70	Vining Sparks Investment Interest	34.86	195.24
21100.80	Stifel Nicolaus & Company Investment Interest	33.40	78.89
21100.99	SCV UHS Refunding Bond Investment Interest	.00	.46
90400.0	Refund Interest	.00	(.75)
90810.0	Coupons Paid	.00	(155,512.50)
	Ending Balance:	102,751.70	102,751.70

Monthly Statement Detail

Date	Notes	Doc #	Amount	C/D
6116421408 Superstition Fire & Medical Dist Debt Ret Int 2006			Beginning Balance: 94,336.07	
11100.2011	2011 Real Estate Taxes		Source Code Total: 34.80	
01/23	Tax Distribution	0	34.80	C
11100.2012	2012 Real Estate Taxes		Source Code Total: .24	
01/05	Tax Distribution	0	.24	C
11100.2014	2014 Real Estate Taxes		Source Code Total: .01	
01/30	Tax Distribution	0	.01	C
11100.2015	2015 Real Estate Taxes		Source Code Total: 319.77	
01/03	Tax Distribution	0	3.09	C
01/03	Tax Distribution	0	2.66	C
01/04	Tax Distribution	0	57.82	C
01/04	Tax Distribution	0	16.25	C



Pinal County Treasurer

Monthly Statement

Date Range: 1/1/2017 to 1/31/2017

01/04	Tax Distribution	0	12.68	C
01/05	Tax Distribution	0	3.54	C
01/06	Tax Distribution	0	21.28	C
01/06	Tax Distribution	0	1.77	C
01/09	Tax Distribution	0	.21	C
01/09	Tax Distribution	0	3.01	C
01/11	Tax Distribution	0	5.26	C
01/11	Tax Distribution	0	2.65	C
01/11	Tax Distribution	0	1.60	C
01/12	Tax Distribution	0	7.17	C
01/13	Tax Distribution	0	6.32	C
01/17	Tax Distribution	0	5.25	C
01/18	Tax Distribution	0	.27	C
01/18	Tax Distribution	0	4.83	C
01/18	Tax Distribution	0	3.18	C
01/18	Tax Distribution	0	3.96	C
01/19	Tax Distribution	0	11.44	C
01/20	Tax Distribution	0	5.32	C
01/20	Tax Distribution	0	5.73	C
01/23	Tax Distribution	0	20.85	C
01/23	Tax Distribution	0	12.28	C
01/23	Tax Distribution	0	5.35	C
01/24	Tax Distribution	0	.38	C
01/24	Tax Distribution	0	16.92	C
01/25	Tax Distribution	0	12.39	C
01/25	Tax Distribution	0	11.22	C
01/25	Tax Distribution	0	6.14	C
01/26	Tax Distribution	0	4.88	C
01/27	Tax Distribution	0	.12	C
01/27	Tax Distribution	0	5.31	C
01/30	Tax Distribution	0	7.20	C
01/30	Tax Distribution	0	3.80	C
01/30	Tax Distribution	0	.05	C
01/30	Tax Distribution	0	24.48	C
01/31	Tax Distribution	0	3.11	C
11100.2016 2016 Real Estate Taxes			Source Code Total: 7,153.31	
01/03	Tax Distribution	0	274.27	C
01/03	Tax Distribution	0	(1.45)	C
01/03	Tax Distribution	0	233.58	C
01/03	Tax Distribution	0	147.64	C
01/04	Tax Distribution	0	202.83	C
01/04	Tax Distribution	0	233.51	C
01/04	Tax Distribution	0	720.72	C
01/04	Tax Distribution	0	126.30	C
01/04	Tax Distribution	0	1,209.35	C
01/04	Tax Distribution	0	65.40	C
01/05	Tax Distribution	0	711.59	C
01/05	Tax Distribution	0	30.49	C
01/05	Tax Distribution	0	244.84	C
01/06	Tax Distribution	0	545.86	C
01/06	Tax Distribution	0	4.47	C
01/06	Tax Distribution	0	280.88	C
01/06	Tax Distribution	0	82.65	C
01/09	Tax Distribution	0	58.57	C
01/09	Tax Distribution	0	9.04	C
01/09	Tax Distribution	0	54.57	C
01/09	Tax Distribution	0	22.57	C



Pinal County Treasurer

Monthly Statement

Date Range: 1/1/2017 to 1/31/2017

01/10	Tax Distribution	0	56.93	C
01/10	Tax Distribution	0	178.39	C
01/10	Tax Distribution	0	41.13	C
01/10	Tax Distribution	0	89.95	C
01/11	Tax Distribution	0	(11.16)	C
01/11	Tax Distribution	0	34.61	C
01/11	Tax Distribution	0	60.92	C
01/11	Tax Distribution	0	4.01	C
01/11	Tax Distribution	0	35.35	C
01/11	Tax Distribution	0	8.69	C
01/12	Tax Distribution	0	(12.58)	C
01/12	Tax Distribution	0	12.59	C
01/12	Tax Distribution	0	24.03	C
01/12	Tax Distribution	0	3.88	C
01/12	Tax Distribution	0	15.85	C
01/13	Tax Distribution	0	(9.57)	C
01/13	Tax Distribution	0	26.48	C
01/13	Tax Distribution	0	21.09	C
01/13	Tax Distribution	0	5.59	C
01/13	Tax Distribution	0	2.16	C
01/17	Tax Distribution	0	49.03	C
01/17	Tax Distribution	0	20.80	C
01/17	Tax Distribution	0	153.21	C
01/18	Tax Distribution	0	19.54	C
01/18	Tax Distribution	0	23.95	C
01/18	Tax Distribution	0	25.21	C
01/18	Tax Distribution	0	72.53	C
01/19	Tax Distribution	0	14.25	C
01/19	Tax Distribution	0	35.11	C
01/20	Tax Distribution	0	30.14	C
01/20	Tax Distribution	0	13.28	C
01/20	Tax Distribution	0	5.65	C
01/23	Tax Distribution	0	86.62	C
01/23	Tax Distribution	0	86.61	C
01/23	Tax Distribution	0	7.57	C
01/24	Tax Distribution	0	17.33	C
01/24	Tax Distribution	0	44.32	C
01/24	Tax Distribution	0	1.24	C
01/25	Tax Distribution	0	7.17	C
01/25	Tax Distribution	0	66.30	C
01/25	Tax Distribution	0	15.32	C
01/25	Tax Distribution	0	10.79	C
01/25	Tax Distribution	0	32.52	C
01/26	Tax Distribution	0	20.20	C
01/26	Tax Distribution	0	28.16	C
01/26	Tax Distribution	0	32.56	C
01/27	Tax Distribution	0	52.64	C
01/27	Tax Distribution	0	7.82	C
01/27	Tax Distribution	0	157.79	C
01/27	Tax Distribution	0	14.17	C
01/30	Tax Distribution	0	4.72	C
01/30	Tax Distribution	0	26.71	C
01/30	Tax Distribution	0	16.42	C
01/30	Tax Distribution	0	17.64	C
01/31	Tax Distribution	0	26.41	C
01/31	Tax Distribution	0	63.56	C
12100.2011	2011 Personal Property Taxes			Source Code Total: .58



Pinal County Treasurer

Monthly Statement

Date Range: 1/1/2017 to 1/31/2017

01/04	Tax Distribution	0	.36	C
01/04	Tax Distribution	0	.22	C
12100.2012 2012 Personal Property Taxes			Source Code Total: 16.03	
01/09	Tax Distribution	0	5.51	C
01/17	Tax Distribution	0	3.70	C
01/19	Tax Distribution	0	.37	C
01/20	Tax Distribution	0	6.45	C
12100.2013 2013 Personal Property Taxes			Source Code Total: 15.26	
01/04	Tax Distribution	0	.24	C
01/09	Tax Distribution	0	4.92	C
01/11	Tax Distribution	0	.19	C
01/17	Tax Distribution	0	3.55	C
01/19	Tax Distribution	0	.36	C
01/20	Tax Distribution	0	5.77	C
01/27	Tax Distribution	0	.23	C
12100.2014 2014 Personal Property Taxes			Source Code Total: 18.39	
01/04	Tax Distribution	0	1.27	C
01/09	Tax Distribution	0	4.19	C
01/13	Tax Distribution	0	.68	C
01/17	Tax Distribution	0	3.47	C
01/18	Tax Distribution	0	.48	C
01/20	Tax Distribution	0	6.01	C
01/23	Tax Distribution	0	1.34	C
01/25	Tax Distribution	0	.95	C
10.2015 2015 Personal Property Taxes			Source Code Total: 50.31	
01/03	Tax Distribution	0	(.04)	C
01/03	Tax Distribution	0	.39	C
01/04	Tax Distribution	0	.57	C
01/04	Tax Distribution	0	.94	C
01/04	Tax Distribution	0	.03	C
01/04	Tax Distribution	0	.24	C
01/05	Tax Distribution	0	4.44	C
01/06	Tax Distribution	0	.27	C
01/06	Tax Distribution	0	.13	C
01/06	Tax Distribution	0	.45	C
01/09	Tax Distribution	0	.53	C
01/09	Tax Distribution	0	3.87	C
01/10	Tax Distribution	0	3.02	C
01/11	Tax Distribution	0	1.62	C
01/11	Tax Distribution	0	1.16	C
01/12	Tax Distribution	0	.37	C
01/12	Tax Distribution	0	1.25	C
01/12	Tax Distribution	0	.98	C
01/13	Tax Distribution	0	.01	C
01/13	Tax Distribution	0	1.43	C
01/17	Tax Distribution	0	.41	C
01/17	Tax Distribution	0	3.26	C
01/18	Tax Distribution	0	1.17	C
01/18	Tax Distribution	0	3.77	C
01/20	Tax Distribution	0	6.09	C
01/23	Tax Distribution	0	7.63	C
01/23	Tax Distribution	0	1.52	C
01/25	Tax Distribution	0	1.27	C
01/25	Tax Distribution	0	.89	C
01/25	Tax Distribution	0	.81	C
01/30	Tax Distribution	0	1.50	C
01/30	Tax Distribution	0	.33	C



Pinal County Treasurer

Monthly Statement

Date Range: 1/1/2017 to 1/31/2017

12100.2016 2016 Personal Property Taxes

Source Code Total: 684.53

Date	Description	Amount	Source Code	Total
01/03	Tax Distribution	0		30.40 C
01/03	Tax Distribution	0		(6.72) C
01/03	Tax Distribution	0		17.22 C
01/03	Tax Distribution	0		2.18 C
01/04	Tax Distribution	0		11.98 C
01/04	Tax Distribution	0		7.35 C
01/04	Tax Distribution	0		74.89 C
01/04	Tax Distribution	0		26.85 C
01/04	Tax Distribution	0		32.82 C
01/04	Tax Distribution	0		9.59 C
01/05	Tax Distribution	0		75.61 C
01/05	Tax Distribution	0		2.99 C
01/05	Tax Distribution	0		45.63 C
01/06	Tax Distribution	0		(.96) C
01/06	Tax Distribution	0		21.05 C
01/06	Tax Distribution	0		10.94 C
01/06	Tax Distribution	0		14.28 C
01/06	Tax Distribution	0		7.81 C
01/09	Tax Distribution	0		.03 C
01/09	Tax Distribution	0		3.99 C
01/09	Tax Distribution	0		9.82 C
01/09	Tax Distribution	0		6.89 C
01/10	Tax Distribution	0		1.21 C
01/10	Tax Distribution	0		8.84 C
01/10	Tax Distribution	0		8.16 C
01/10	Tax Distribution	0		14.66 C
01/11	Tax Distribution	0		1.33 C
01/11	Tax Distribution	0		9.07 C
01/11	Tax Distribution	0		5.17 C
01/11	Tax Distribution	0		7.72 C
01/11	Tax Distribution	0		.43 C
01/12	Tax Distribution	0		6.62 C
01/12	Tax Distribution	0		1.15 C
01/12	Tax Distribution	0		6.42 C
01/12	Tax Distribution	0		4.69 C
01/13	Tax Distribution	0		6.60 C
01/13	Tax Distribution	0		8.68 C
01/13	Tax Distribution	0		.15 C
01/13	Tax Distribution	0		.68 C
01/17	Tax Distribution	0		2.20 C
01/17	Tax Distribution	0		8.22 C
01/17	Tax Distribution	0		13.41 C
01/18	Tax Distribution	0		2.96 C
01/18	Tax Distribution	0		5.76 C
01/18	Tax Distribution	0		13.68 C
01/18	Tax Distribution	0		2.69 C
01/19	Tax Distribution	0		1.51 C
01/19	Tax Distribution	0		2.68 C
01/20	Tax Distribution	0		14.36 C
01/20	Tax Distribution	0		6.05 C
01/20	Tax Distribution	0		8.06 C
01/20	Tax Distribution	0		5.81 C
01/23	Tax Distribution	0		15.15 C
01/23	Tax Distribution	0		11.67 C
01/23	Tax Distribution	0		.80 C
01/24	Tax Distribution	0		9.83 C



Pinal County Treasurer

Monthly Statement

Date Range: 1/1/2017 to 1/31/2017

01/25	Tax Distribution	0	16.98	C
01/25	Tax Distribution	0	3.17	C
01/26	Tax Distribution	0	8.05	C
01/26	Tax Distribution	0	1.29	C
01/27	Tax Distribution	0	.86	C
01/27	Tax Distribution	0	1.02	C
01/27	Tax Distribution	0	4.12	C
01/30	Tax Distribution	0	12.39	C
01/30	Tax Distribution	0	2.27	C
01/30	Tax Distribution	0	5.77	C
01/31	Tax Distribution	0	.49	C
01/31	Tax Distribution	0	7.06	C
21100.41	Wells Fargo Repo Investment Interest		Source Code Total:	19.78
01/03	Investment Interest	0	19.78	C
21100.43	Wells Fargo Trust Investment Interest		Source Code Total:	1.07
01/04	Investment Interest	0	1.07	C
21100.46	Wells Fargo Investment Investment Interest		Source Code Total:	33.29
01/09	Investment Interest	0	1.09	C
01/09	Investment Interest	0	.77	C
01/13	Investment Interest	0	5.81	C
01/17	Investment Interest	0	.95	C
01/17	Investment Interest	0	.92	C
01/23	Investment Interest	0	.82	C
01/23	Investment Interest	0	.60	C
01/26	Investment Interest	0	9.63	C
01/30	Investment Interest	0	12.70	C
21100.70	Vining Sparks Investment Interest		Source Code Total:	34.86
01/06	Investment Interest	0	13.84	C
01/17	Investment Interest	0	10.89	C
01/27	Investment Interest	0	5.31	C
01/27	Investment Interest	0	4.82	C
21100.80	Stifel Nicolaus & Company Investment Interest		Source Code Total:	33.40
01/13	Investment Interest	0	8.50	C
01/26	Investment Interest	0	10.11	C
01/30	Investment Interest	0	14.79	C
6116421408 Superstition Fire & Medical Dist Debt Ret Int 2006			Ending Balance:	102,751.70

Superstition Fire & Medical District

Balance Sheet

As of 1/31/2017

FUND: (600) Debt Retirement Interest Fund

Assets

Current Assets

Fund Cash - Debt Retirement Interest

\$102,751.70

Total Current Assets

\$102,751.70

(E)

Total Assets

\$102,751.70

Liabilities and Equity

Equity

Fund Balance - Debt Retirement Interest

\$44,514.42

Current Year Profit/Loss

58,237.28

Total Equity

102,751.70

Total Liabilities and Equity

\$102,751.70