



## Superstition Fire & Medical District Balance Sheet - All Governmental Funds

For Fiscal: 2020-2021 Period Ending: 12/31/20

	100 General	150 Transport	200 Capital Projects	400 Special Revenue	500 Debt Principal	600 Debt Interest	Total
<b>Current Assets</b>							
10100 - FUND CASH	11,028,342.79	1,231,144.79	-	-	-	-	12,259,487.58
10150 - PAYROLL ACCOUNT	(6,661,223.47)	(873,727.55)	-	-	-	-	(7,534,951.02)
10200 - FUND CASH - CAPITAL PROJECTS	-	-	955,700.55	-	-	-	955,700.55
10400 - FUND CASH - SPECIAL REVENUE FUND	-	-	-	56,340.55	-	-	56,340.55
10500 - FUND CASH - DEBT RETIREMENT PRINCIPAL	-	-	-	-	606,490.36	-	606,490.36
10600 - FUND CASH - DEBT RETIREMENT INTEREST	-	-	-	-	-	68,178.45	68,178.45
11000 - PETTY CASH - ACCOUNTING	100.00	-	-	-	-	-	100.00
CASH SUBTOTAL	4,367,219.32	357,417.24	955,700.55	56,340.55	606,490.36	68,178.45	6,411,346.47
13000 - ACCOUNTS RECEIVABLE	-	-	-	-	-	-	-
13500 - PROPERTY TAXES RECEIVABLE	-	-	-	-	-	-	-
15000 - DUE FROM OTHER FUNDS	1,486,492.00	-	1,275,295.36	-	-	-	2,761,787.36
15500 - DEPOSIT	-	-	-	-	-	-	-
16000 - PREPAID ITEMS	-	-	-	-	-	-	-
<b>Total Assets:</b>	<b>\$ 5,853,711.32</b>	<b>\$ 357,417.24</b>	<b>\$ 2,230,995.91</b>	<b>\$ 56,340.55</b>	<b>\$ 606,490.36</b>	<b>\$ 68,178.45</b>	<b>\$ 9,173,133.83</b>
<b>Current Liabilities</b>							
21050 - ACCOUNTS PAYABLE	-	-	-	-	-	-	-
21250 - SALES TAX PAYABLE	-	-	-	230.16	-	-	230.16
21300 - FEDERAL INCOME WITHHOLDING	-	-	-	-	-	-	-
21400 - SOCIAL SECURITY WITHHOLDING	-	-	-	-	-	-	-
21450 - MEDICARE WITHHOLDING	-	-	-	-	-	-	-
21500 - STATE INCOME TAX WITHHOLDING	-	-	-	-	-	-	-
21660 - HEALTH SAVINGS ACCOUNT	-	-	-	-	-	-	-
21665 - HSA FEES (DUE 3RD PARTY)	-	-	-	-	-	-	-
21700 - PUBLIC SAFETY RETIREMENT	-	-	-	-	-	-	-
21725 - CIVILIAN EMPLOYEE RETIREMENT	-	-	-	-	-	-	-
21800 - PRE-TAX 457 PLAN	-	-	-	-	-	-	-
21925 - VOLUNTARY EMPLOYEE BENEFICIARY ASSOC	-	-	-	-	-	-	-
22200 - DISABILITY INS - VOLUNTARY LONG TERM	(2,655.77)	(330.41)	-	-	-	-	(2,986.18)
22300 - LIFE INS - VOLUNTARY SUPPLEMENTAL	(1,916.72)	(139.51)	-	-	-	-	(2,056.23)
24000 - AFLAC	4,540.31	374.65	-	-	-	-	4,914.96
25000 - DUE TO OTHER FUNDS	-	2,761,787.36	-	-	-	-	2,761,787.36
26000 - DEFERRED REVENUE	-	-	-	-	-	-	-
26550 - ACCRUED PAYROLL & RELATED BENEFITS	-	-	-	-	-	-	-
<b>Total Liabilities:</b>	<b>(32.18)</b>	<b>2,761,692.09</b>	<b>-</b>	<b>230.16</b>	<b>-</b>	<b>-</b>	<b>2,761,890.07</b>
<b>Equity</b>							
31000 - FUND BALANCE	3,117,104.66	(2,369,215.42)	1,871,810.10	52,656.98	238,217.08	71,044.62	2,981,618.02
<b>Beginning Equity:</b>	<b>3,117,104.66</b>	<b>(2,369,215.42)</b>	<b>1,871,810.10</b>	<b>52,656.98</b>	<b>238,217.08</b>	<b>71,044.62</b>	<b>2,981,618.02</b>
CURRENT YEAR PROFIT / LOSS	2,736,638.84	(35,059.43)	359,185.81	3,453.41	368,273.28	(2,866.17)	3,429,625.74
<b>Total Current Liabilities and Equity:</b>	<b>\$ 5,853,711.32</b>	<b>\$ 357,417.24</b>	<b>\$ 2,230,995.91</b>	<b>\$ 56,340.55</b>	<b>\$ 606,490.36</b>	<b>\$ 68,178.45</b>	<b>\$ 9,173,133.83</b>



## Superstition Fire & Medical District Cash Flow - All Governmental Funds

**December 31, 2020**

Month	Status	Beginning			Variance	Ending
		Cash Balance	Revenues	Expenditures		Cash Balance
July	Actual	\$ 2,981,518	\$ 539,704	\$ 1,506,548	\$ (966,844)	\$ 2,014,674
August	Actual	\$ 2,014,674	\$ 462,744	\$ 1,559,574	\$ (1,096,830)	\$ 917,844
September	Actual	\$ 917,844	\$ 2,805,917	\$ 1,695,209	\$ 1,110,708	\$ 2,028,552
October	Actual	\$ 2,028,552	\$ 5,728,009	\$ 2,092,073	\$ 3,635,935	\$ 5,664,488
November	Actual	\$ 5,664,488	\$ 1,795,547	\$ 1,500,260	\$ 295,287	\$ 5,959,775
December	Actual	\$ 5,959,775	\$ 2,096,379	\$ 1,644,807	\$ 451,572	\$ 6,411,346
January	Projected	\$ 6,411,346	\$ 1,078,459	\$ 1,633,473	\$ (555,014)	\$ 5,856,332
February	Projected	\$ 5,856,332	\$ 887,920	\$ 1,517,645	\$ (629,725)	\$ 5,226,607
March	Projected	\$ 5,226,607	\$ 942,784	\$ 1,645,723	\$ (702,939)	\$ 4,523,668
April	Projected	\$ 4,523,668	\$ 3,504,847	\$ 1,301,392	\$ 2,203,455	\$ 6,727,123
May	Projected	\$ 6,727,123	\$ 1,585,748	\$ 2,172,405	\$ (586,657)	\$ 6,140,466
June	Projected	\$ 6,140,466	\$ 415,238	\$ 2,177,764	\$ (1,762,526)	\$ 4,377,940

Per Arizona Revised Statute (ARS) §48-807(O), the District must produce a Cash Flow Projection Report each fiscal year. This was a new requirement effective September 13, 2013.

The Cash Flow report consists of the combined cash balances of all District Funds. These balances includes the General (100) Fund, Rescue Transport (150), Capital Projects (200) Fund, Bond Proceeds (300) Fund, Special Revenue (400) Fund, CCU Grant (450) Fund, Debt Principal (500) Fund, and Debt Interest (600) Fund.

The first half of the fiscal year's property taxes is due between October 1 and November 1, and the second half is due between March 1 and May 1. Consequently, during the early months of the fiscal year, Capital Projects fund may be utilized to off-set low revenue collections period, but are returned to the Capital Fund when revenue flows increase.

The Cash Flow Projection Report is to be updated monthly with the actual revenues deposited into and expenditures disbursed from the District' cash accounts. It is important to note that the revenues and expenditures are reported here on a Cash Basis.

This report is generated to demonstrate that the Fire District maintains sufficient cash available to satisfy the projected expenditures budgeted over the course of the fiscal year. Close attention should be paid to the Ending Cash Balance columns of this report.

The projections above were derived from an analysis of the District's actual revenues and expenditures for the past three fiscal years and the current year's approved budget. They are to be used as a guide in financial planning. For more detailed information regarding revenues, expenditures, and cash accounts, please refer to the District's Monthly Financial Statements, Warrants Register, and Bank Statements.



# Superstition Fire & Medical District Income Statement Summary

For Fiscal: 2020-2021 Period Ending: 12/31/20

	Amended Total Budget	Current Month Actual	YTD Actual Activity	Forecasted Remaining Budget	% Budget Remaining
<b>Fund: 100 - GENERAL</b>					
<b>Revenues</b>					
DIRECT TAXES	14,377,651.00	1,598,114.17	9,416,302.92	4,961,348.08	34.5%
OTHER TAXES	491,345.00	9,972.92	249,526.59	241,818.41	49.2%
CHARGES FOR SERVICES	580,444.00	4,644.86	964,279.90	(383,835.90)	-66.1%
COMMUNITY HEALTH SERVICES	3,000.00	6.00	42.00	2,958.00	98.6%
OTHER INCOME	40,000.00	712.71	5,900.41	34,099.59	85.2%
INTERGOVERNMENTAL INCOME	4,000.00	300.00	2,300.00	1,700.00	42.5%
OTHER FINANCING SOURCES (USES)	-	-	-	-	0.0%
<b>Revenue Total:</b>	<b>\$ 15,496,440.00</b>	<b>\$ 1,613,750.66</b>	<b>\$ 10,638,351.82</b>	<b>\$ 4,858,088.18</b>	<b>31.3%</b>
<b>Expenditures</b>					
ADMINISTRATIVE SERVICES	6,406,679.00	480,413.17	3,477,298.36	2,929,380.64	45.7%
FINANCIAL SERVICES / RESERVES	1,270,743.00	61.25	863.43	1,269,879.57	99.9%
TRAINING SERVICES	21,970.00	412.80	5,951.80	16,018.20	72.9%
TECHNICAL SERVICES	586,328.00	29,707.13	245,332.78	340,995.22	58.2%
COMMUNICATION SERVICES	215,880.00	18,571.17	105,965.52	109,914.48	50.9%
EMERGENCY SERVICES	8,677,701.00	646,949.35	4,007,986.13	4,669,714.87	53.8%
COMMUNITY SERVICES	117,893.00	10,210.26	58,314.96	59,578.04	50.5%
<b>Expenditures Total:</b>	<b>17,297,194.00</b>	<b>1,186,325.13</b>	<b>7,901,712.98</b>	<b>9,395,481.02</b>	<b>54.3%</b>
<b>Net Financial Sources (Uses)</b>	<b>\$ (1,800,754.00)</b>	<b>\$ 427,425.53</b>	<b>\$ 2,736,638.84</b>	<b>\$ (4,537,392.84)</b>	
<b>Beginning Unrestricted Fund Balance July 1, 2020</b>	<b>1,800,754.00</b>				



# Superstition Fire & Medical District Expenditures - Summary

For Fiscal: 2020-2021 Period Ending: 12/31/20

	Amended Total Budget	Current Month Actual	YTD Actual Activity	Forecasted Remaining Budget	% Budget Remaining
<b>Fund: 100 - GENERAL OPERATING</b>					
<b>DIVISION 10: ADMINISTRATIVE SERVICES</b>					
<b>Compensation &amp; Benefits</b>					
Compensation	650,719.00	45,404.97	316,429.26	334,289.74	51.4%
Employer Provided Benefits	4,490,438.00	329,960.59	2,213,568.65	2,276,869.35	50.7%
<b>Operating Expenditures</b>					
Equipment & Machinery	-	-	-	-	0.0%
Parts & Supplies	419,100.00	18,222.81	558,839.99	(139,739.99)	-33.3%
Facility Services	265,975.00	24,353.55	126,089.19	139,885.81	52.6%
Operating Services	91,506.00	5,277.17	45,857.44	45,648.56	49.9%
Professional Services	488,941.00	57,194.08	216,513.83	272,427.17	55.7%
Financial Services	1,270,743.00	61.25	863.43	1,269,879.57	99.9%
Training Services	21,970.00	412.80	5,951.80	16,018.20	72.9%
<b>TOTAL ADMINISTRATIVE SERVICES</b>	<b>7,699,392.00</b>	<b>480,887.22</b>	<b>3,484,113.59</b>	<b>4,215,278.41</b>	<b>54.7%</b>
<b>DIVISION 20: TECHNICAL SERVICES</b>					
<b>Compensation</b>	278,348.00	20,151.31	129,990.53	148,357.47	53.3%
<b>Operating Expenditures</b>					
Equipment & Machinery	3,550.00	-	2,014.38	1,535.62	43.3%
Operating Supplies	169,700.00	3,997.28	62,164.62	107,535.38	63.4%
Parts & Supplies	105,630.00	5,558.54	36,278.71	69,351.29	65.7%
Professional Services	25,100.00	-	14,884.54	10,215.46	40.7%
Training Services	4,000.00	-	-	4,000.00	100.0%
<b>TOTAL TECHNICAL SERVICES</b>	<b>586,328.00</b>	<b>29,707.13</b>	<b>245,332.78</b>	<b>340,995.22</b>	<b>58.2%</b>
<b>DIVISION 30: COMMUNICATIONS SERVICES</b>					
<b>Operating Expenditures</b>					
Parts & Supplies	2,150.00	-	2,007.41	142.59	6.6%
Facility Services	6,000.00	456.91	2,484.72	3,515.28	58.6%
Operating Services	76,960.00	3,018.02	39,946.23	37,013.77	48.1%
Professional Services	130,770.00	15,096.24	61,527.16	69,242.84	53.0%
<b>TOTAL COMMUNICATION SERVICES</b>	<b>215,880.00</b>	<b>18,571.17</b>	<b>105,965.52</b>	<b>109,914.48</b>	<b>50.9%</b>
<b>DIVISION 40: EMERGENCY SERVICES</b>					
<b>Compensation</b>	8,316,288.00	631,674.92	3,892,780.13	4,423,507.87	53.2%
<b>Operating Expenditures</b>					
Equipment & Machinery	40,833.00	-	8,596.07	32,236.93	78.9%
Operating Supplies	92,290.00	6,393.53	42,157.64	50,132.36	54.3%
Parts & Supplies	87,500.00	-	3,149.54	84,350.46	96.4%
Operating Services	13,290.00	1,338.07	4,872.22	8,417.78	63.3%
Professional Services	79,667.00	3,042.83	31,044.35	48,622.65	61.0%
Training Services	47,833.00	4,500.00	25,386.18	22,446.82	46.9%
<b>TOTAL EMERGENCY SERVICES</b>	<b>8,677,701.00</b>	<b>646,949.35</b>	<b>4,007,986.13</b>	<b>4,669,714.87</b>	<b>53.8%</b>
<b>DIVISION 50: COMMUNITY SERVICES / FIRE PREVENTION</b>					
<b>Compensation</b>	86,843.00	6,680.26	43,421.69	43,421.31	50.0%
<b>Operating Expenditures</b>					
Operating Supplies	2,000.00	-	993.16	1,006.84	50.3%
Parts & Supplies	3,000.00	-	582.91	2,417.09	80.6%
Operating Services	2,300.00	-	527.44	1,772.56	77.1%
Professional Services	20,250.00	3,530.00	11,531.91	8,718.09	43.1%
Training Services	3,500.00	-	1,257.85	2,242.15	64.1%
<b>TOTAL COMMUNITY SERVICES / FIRE PREVENTION</b>	<b>117,893.00</b>	<b>10,210.26</b>	<b>58,314.96</b>	<b>59,578.04</b>	<b>50.5%</b>
<b>GRAND TOTAL GENERAL FUND</b>	<b>\$ 17,297,194.00</b>	<b>\$ 1,186,325.13</b>	<b>\$ 7,901,712.98</b>	<b>\$ 9,395,481.02</b>	<b>54.3%</b>



# Superstition Fire & Medical District Income Statement - Detail

For Fiscal: 2020-2021 Period Ending: 12/31/20

Amended Total Budget	Current Month Actual	YTD Actual Activity	Forecasted Remaining Budget	% Budget Remaining
<b>Fund: 100 - GENERAL OPERATING</b>				

## Revenue

<b>Direct Taxes</b>						
100-10-41000-10	REAL & SECURED PROPERTY TAXES	12,972,892.00	1,435,179.38	8,253,862.33	4,719,029.67	36.4%
100-10-41050-10	UNSECURED PERS PROPERTY TAXES	1,015,266.00	144,550.33	795,944.70	219,321.30	21.6%
100-10-41075-10	REFUNDED TAXES	(25,000.00)	(2,118.62)	(43,293.04)	18,293.04	-73.2%
100-10-41080-10	MARICOPA COUNTY PROPERTY TAXES	14,493.00	1,581.00	9,788.93	4,704.07	32.5%
100-10-41100-10	FIRE DISTRICT ASSISTANCE TAX	400,000.00	18,922.08	400,000.00	-	0.0%
<b>Subtotal</b>		<b>14,377,651.00</b>	<b>1,598,114.17</b>	<b>9,416,302.92</b>	<b>4,961,348.08</b>	<b>34.5%</b>
<b>Other Taxes</b>						
100-10-41200-10	SRP CONTRIBUTIONS	371,345.00	-	184,702.61	186,642.39	50.3%
100-10-41300-10	INSURANCE PREMIUM TAX	120,000.00	9,972.92	64,823.98	55,176.02	46.0%
<b>Total Tax Revenue</b>		<b>14,868,996.00</b>	<b>1,608,087.09</b>	<b>9,665,829.51</b>	<b>5,203,166.49</b>	<b>35.0%</b>
<b>Charges for Services</b>						
100-10-42025-41	RTC COST RECOVERY	40,000.00	3,452.40	21,731.40	18,268.60	45.7%
100-10-42050-41	OTHER EMS PAYMENTS	7,444.00	-	-	7,444.00	100.0%
100-10-42075-41	EMS CONTRACTS	53,000.00	-	-	53,000.00	100.0%
100-10-42078-12	FIRE CONTRACTS	5,000.00	-	5,000.00	-	0.0%
100-10-42200-41	MISCELLANEOUS CONTRACTS	7,000.00	762.46	4,618.24	2,381.76	34.0%
100-10-42500-50	SELF INSPECTION FEES	3,000.00	20.00	1,300.00	1,700.00	56.7%
100-10-42600-15	COPIES (FIRE REPORTS, ETC.)	1,000.00	60.00	600.00	400.00	40.0%
100-10-42700-50	PERMITS	14,000.00	350.00	5,480.00	8,520.00	60.9%
100-10-43100-12	STATE LAND FIRE PAYMENTS	450,000.00	-	922,296.76	(472,296.76)	-105.0%
100-10-43200-20	OUTSIDE FLEET MAINTENANCE	-	-	3,253.50	(3,253.50)	0.0%
100-10-43300-50	INTERGOVERNMENTAL - PLAN REVIEW FEES	4,000.00	300.00	2,300.00	1,700.00	42.5%
<b>Total Charges for Services</b>		<b>584,444.00</b>	<b>4,944.86</b>	<b>966,579.90</b>	<b>(382,135.90)</b>	<b>-65.4%</b>
<b>Community Health Services</b>						
100-10-43500-41	CPR / FIRST AID CLASSES	3,000.00	6.00	42.00	2,958.00	98.6%
<b>Other Income</b>						
100-10-45700-10	INVESTMENT EARNINGS	30,000.00	700.91	7,209.43	22,790.57	76.0%
100-10-45800-10	COBRA REIMBURSEMENT INCOME	-	-	-	-	0.0%
100-10-45900-10	OTHER INCOME	10,000.00	11.80	(1,309.02)	11,309.02	113.1%
100-10-46700-10	CM GRANT REIMBURSEMENT INCOME	-	-	-	-	0.0%
<b>Total Charges for Services</b>		<b>40,000.00</b>	<b>712.71</b>	<b>5,900.41</b>	<b>34,099.59</b>	<b>85.2%</b>
<b>Other Financing Sources (Uses)</b>						
100-80-48020-04	TRANSFER IN (400 Fund)	-	-	-	-	0.0%
100-80-48020-10	TRANSFER IN	-	-	-	-	0.0%
100-80-48100-04	TRANSFER OUT (400 Fund)	-	-	-	-	0.0%
100-80-48100-05	TRANSFER OUT (450 Fund)	-	-	-	-	0.0%
100-90-49500-10	DISTRICT EQUIPMENT SALES	-	-	-	-	0.0%
<b>Total Financing Sources (Uses)</b>		<b>-</b>	<b>-</b>	<b>-</b>	<b>-</b>	<b>0.0%</b>
<b>Revenue Total:</b>		<b>\$ 15,496,440.00</b>	<b>\$ 1,613,750.66</b>	<b>\$ 10,638,351.82</b>	<b>\$ 4,858,088.18</b>	<b>31.3%</b>

## Expense

### DIVISION 10: ADMINISTRATIVE SERVICES

<b>Wages</b>						
100-10-50000-10	FIRE CHIEF	180,778.00	12,576.95	81,750.18	99,027.82	54.8%
100-10-50010-10	ADMIN SERVICES STAFF	461,825.00	32,007.37	224,542.72	237,282.28	51.4%
100-10-52510-10	WAGE ALLOWANCE (CELL PHONES)	6,616.00	500.82	3,361.19	3,254.81	49.2%
100-10-52700-10	ADMIN SERVICES STAFF OVERTIME	1,500.00	319.83	6,775.17	(5,275.17)	-351.7%
<b>Subtotal</b>		<b>650,719.00</b>	<b>45,404.97</b>	<b>316,429.26</b>	<b>334,289.74</b>	<b>51.4%</b>
<b>Employer Provided Benefits</b>						
100-10-53710-10	PENSION (PSPRS)	<b>2,339,944.00</b>	162,492.84	1,193,420.30	1,146,523.70	49.0%
100-10-53760-10	PENSION (ASRS)	112,261.00	8,146.10	55,829.51	56,431.49	50.3%
100-10-53770-10	BENEFIT CONTRIBUTIONS	1,379,894.00	106,130.03	682,294.70	697,599.30	50.6%
100-10-53799-10	SAFER GRANT BENEFIT REIMBURSEMENT	(150,506.00)	-	(89,982.99)	(60,523.01)	40.2%
100-10-53810-10	SOCIAL SECURITY	<b>55,663.00</b>	4,335.16	28,990.67	26,672.33	47.9%
100-10-53830-10	MEDICARE	<b>137,747.00</b>	10,263.17	72,114.62	65,632.38	47.6%
100-10-53860-10	INDUSTRIAL INSURANCE	<b>160,813.00</b>	30,259.04	99,425.02	61,387.98	38.2%
100-10-53890-10	UNEMPLOYMENT	-	-	-	-	0.0%
100-10-53910-10	MEDICAL INSURANCE	-	6,690.55	77,636.24	(77,636.24)	0.0%
100-10-53920-10	DENTAL INSURANCE	-	612.21	5,859.48	(5,859.48)	0.0%
100-10-53930-10	VISION INSURANCE	-	86.00	813.30	(813.30)	0.0%
100-10-53940-10	EMPLOYEE ASSISTANCE PROGRAM	9,723.00	-	4,838.40	4,884.60	50.2%
100-10-53950-10	LIFE INSURANCE	10,128.00	847.60	5,824.00	4,304.00	42.5%
100-10-53960-10	CANCER INSURANCE FUND (PSPRS)	4,700.00	-	4,650.00	50.00	1.1%
100-10-53965-10	COBRA (REIMBURSABLE)	-	(474.60)	4,693.80	(4,693.80)	0.0%
100-10-53990-10	EARNED LEAVE BUYOUT (ELBO) PROGRAM	288,487.00	-	-	288,487.00	100.0%



# Superstition Fire & Medical District Income Statement - Detail

For Fiscal: 2020-2021 Period Ending: 12/31/20

		Amended Total Budget	Current Month Actual	YTD Actual Activity	Forecasted Remaining Budget	% Budget Remaining
<b>Fund: 100 - GENERAL OPERATING</b>						
100-10-53992-10	EARNED LEAVE BUYOUT PROGRAM - FICA	8,075.00	-	-	8,075.00	100.0%
100-10-53997-10	EARNED LEAVE SEPARATION (ELSP) PROGRAM	132,872.00	564.31	66,201.70	66,670.30	50.2%
100-10-53998-10	EARNED LEAVE SEPARATION PROGRAM - FICA	637.00	8.18	959.90	(322.90)	-50.7%
	<b>Subtotal</b>	4,490,438.00	329,960.59	2,213,568.65	2,276,869.35	50.7%
	<b>Admin Services Compensation &amp; Benefits Total:</b>	5,141,157.00	375,365.56	2,529,997.91	2,611,159.09	50.8%
<b>Equipment &amp; Machinery</b>						
100-10-54050-08	COMPUTER SOFTWARE	-	-	-	-	0.0%
	<b>Subtotal</b>	-	-	-	-	0.0%
<b>Operating Supplies / Parts &amp; Supplies</b>						
100-10-55060-08	COMPUTER / PRINTER SUPPLIES & MAINTENANCE	17,000.00	522.97	2,789.79	14,210.21	83.6%
100-10-55340-20	IGA PARTS & SUPPLIES - FLORENCE	-	-	-	-	0.0%
100-10-55341-12	IGA - STATE LAND REIMBURSABLE EXPENSES	17,500.00	-	26,899.44	(9,399.44)	-53.7%
100-10-55342-12	STATE LAND / SHIFT COVERAGE	214,100.00	-	440,982.60	(226,882.60)	-106.0%
100-10-55343-20	IGA SERVICES WAGES (INTERGOVERNMENTAL)	-	-	-	-	0.0%
100-10-55345-41	CONTRACTED SPECIAL EVENTS OVERTIME	-	-	-	-	0.0%
100-10-55550-12	OFFICE FURNITURE & EQUIP, PARTS & SUPPLIES	8,200.00	-	2,785.90	5,414.10	66.0%
100-10-55670-50	VOLUNTEER EXPENSES	-	-	-	-	0.0%
100-10-56340-12	CLEANING SUPPLIES	10,000.00	-	2,277.52	7,722.48	77.2%
100-10-56600-12	FACILITY MAINTENANCE	18,750.00	5,150.53	11,831.05	6,918.95	36.9%
100-10-56860-12	FOOD / BEVERAGES	600.00	38.32	324.38	275.62	45.9%
100-10-57100-12	OFFICE SUPPLIES	6,000.00	317.94	2,526.41	3,473.59	57.9%
100-10-57200-12	POSTAGE / DELIVERY SERVICES	1,600.00	250.00	640.48	959.52	60.0%
100-10-57220-12	POSTAGE METER RENTAL / SUPPLIES	400.00	93.68	183.95	216.05	54.0%
100-10-57440-12	PROFESSIONAL PUBLICATIONS / SUBSCRIPTIONS	1,300.00	-	399.00	901.00	69.3%
100-10-57600-12	HONOR GUARD	2,000.00	-	-	2,000.00	100.0%
100-10-57620-12	REWARDS / RECOGNITION / FLOWERS SUPPLIES	4,600.00	-	4,308.00	292.00	6.3%
100-10-57660-12	PEER SUPPORT	-	-	-	-	0.0%
100-10-58000-12	UNIFORMS (CIVILIAN)	5,400.00	(18.81)	1,691.74	3,708.26	68.7%
100-10-58020-12	UNIFORMS - CLASS A / NEW HIRES	40,200.00	4,067.15	33,513.90	6,686.10	16.6%
100-10-58080-12	UNIFORMS (GOVERNING BOARD)	250.00	-	-	250.00	100.0%
100-10-58100-12	UNIFORMS (PUBLIC SAFETY)	71,200.00	7,801.03	27,685.83	43,514.17	61.1%
100-10-58150-12	UNIFORMS (VOLUNTEERS)	-	-	-	-	0.0%
	<b>Subtotal</b>	419,100.00	18,222.81	558,839.99	(139,739.99)	-33.3%
<b>Facility Services</b>						
100-10-59000-12	FACILITIES RENT	31,500.00	2,625.00	15,875.00	15,625.00	49.6%
100-10-59020-12	ELECTRICITY	100,000.00	4,535.06	50,621.60	49,378.40	49.4%
100-10-59040-12	FACILITY PROJECTS	80,000.00	13,661.15	37,572.10	42,427.90	53.0%
100-10-59060-12	NATURAL GAS	6,000.00	235.94	3,389.25	2,610.75	43.5%
100-10-59100-08	PHONE	20,000.00	600.50	5,265.78	14,734.22	73.7%
100-10-59160-12	WATER SOFTENER SUPPLIES	5,475.00	421.89	2,717.76	2,757.24	50.4%
100-10-59180-12	SEWER / SEPTIC	3,800.00	484.24	1,721.50	2,078.50	54.7%
100-10-59200-12	WATER	19,200.00	1,789.77	8,926.20	10,273.80	53.5%
	<b>Subtotal</b>	265,975.00	24,353.55	126,089.19	139,885.81	52.6%
<b>Operating Services</b>						
100-10-60180-08	COPIER MAINTENANCE & SUPPLIES	4,634.00	172.16	1,983.42	2,650.58	57.2%
100-10-60230-12	DOCUMENT DISPOSAL SERVICES	500.00	-	235.82	264.18	52.8%
100-10-60240-12	EXTERMINATING	3,500.00	381.37	1,044.08	2,455.92	70.2%
100-10-60310-08	INTERNET	53,300.00	4,319.31	27,439.92	25,860.08	48.5%
100-10-60320-12	LANDSCAPING	2,400.00	-	1,801.65	598.35	24.9%
100-10-60580-12	REFUSE COLLECTION	3,500.00	-	1,161.05	2,338.95	66.8%
100-10-60600-12	SECURITY & ALARM SYSTEMS	6,000.00	140.00	5,126.18	873.82	14.6%
100-10-60620-08	INDIVIDUAL SOFTWARE LICENSING	3,000.00	-	322.11	2,677.89	89.3%
100-10-60630-08	SYSTEM SERVER HOSTING	3,172.00	264.33	1,850.31	1,321.69	41.7%
100-10-60740-12	WATER & ICE (DRINKING)	11,500.00	-	4,892.90	6,607.10	57.5%
	<b>Subtotal</b>	91,506.00	5,277.17	45,857.44	45,648.56	49.9%
<b>Professional Services</b>						
100-10-61010-08	ACCREDITATION	21,150.00	-	600.00	20,550.00	97.2%
100-10-61020-12	ADMIN MEDICAL DIRECTOR - CONTRACT	30,000.00	7,500.00	15,000.00	15,000.00	50.0%
100-10-61060-12	NEW HIRE HR ADVERTISING	-	-	45.34	(45.34)	0.0%
100-10-61100-12	BACKGROUND INVESTIGATION / CREDIT REPORTING	300.00	22.00	427.75	(127.75)	-42.6%
100-10-61160-08	COMPUTER INFO SYSTEMS MAINT CONTRACT	22,000.00	-	-	22,000.00	100.0%
100-10-61170-08	CIS WEB HOSTING / DOMAINS / CERTIFICATES	2,366.00	66.00	1,362.60	1,003.40	42.4%
100-10-61200-12	NEW HIRE HR TESTING	6,500.00	-	-	6,500.00	100.0%
100-10-61250-12	FIRE CHIEF SEARCH CONTINGENCY	25,000.00	11,866.66	11,866.66	13,133.34	52.5%
100-10-61260-12	CPA AUDIT SERVICES	13,000.00	-	-	13,000.00	100.0%
100-10-61300-12	LABOR RELATIONS CONSULTING / CONFERENCES	-	-	-	-	0.0%
100-10-61400-12	CONTRACTED NIMS TRAINING	3,000.00	-	-	3,000.00	100.0%
100.10.61520.12	ELECTION EXPENSE	-	200.00	200.00	(200.00)	0.0%





# Superstition Fire & Medical District Income Statement - Detail

For Fiscal: 2020-2021 Period Ending: 12/31/20

		Amended Total Budget	Current Month Actual	YTD Actual Activity	Forecasted Remaining Budget	% Budget Remaining
<b>Fund: 100 - GENERAL OPERATING</b>						
100-10-61700-12	VEHICLE / PROPERTY / LIABILITY INSURANCE	137,075.00	207.00	66,415.00	70,660.00	<span style="color: green;">●</span> 51.5%
100-10-61860-12	GOVERNING BOARD LEGAL SERVICES	21,500.00	5,972.40	9,342.92	12,157.08	<span style="color: green;">●</span> 56.5%
100-10-61880-12	HR / INVESTIGATION LEGAL SERVICES	10,000.00	3,780.00	4,356.00	5,644.00	<span style="color: green;">●</span> 56.4%
100-10-61920-12	MEDICAL EXAM SERVICES	131,900.00	1,480.00	58,351.06	73,548.94	<span style="color: green;">●</span> 55.8%
100-10-61960-12	TEMP PERSONNEL - OUTSIDE SERVICES	-	-	-	-	<span style="color: green;">●</span> 0.0%
100-10-62020-12	PRINTING / PUBLISHING SERVICES	1,500.00	615.76	1,594.52	(94.52)	<span style="color: red;">●</span> -6.3%
100-10-62060-12	PROFESSIONAL ORGANIZATIONS / MEMBERSHIP	3,150.00	-	43.44	3,106.56	<span style="color: green;">●</span> 98.6%
100-10-62105-08	GLOBAL SOFTWARE LICENSING	60,500.00	25,484.26	46,908.54	13,591.46	<span style="color: red;">●</span> 22.5%
	<b>Subtotal</b>	488,941.00	57,194.08	216,513.83	272,427.17	<span style="color: green;">●</span> 55.7%
<b>Financial Services</b>						
100-10-63000-10	ADMIN FEES, BONDS & LEASES	1,000.00	60.39	368.04	631.96	<span style="color: green;">●</span> 63.2%
100-10-63100-10	FEES (RECORD / FILING / PERMIT)	100.00	0.86	14.52	85.48	<span style="color: green;">●</span> 85.5%
100-10-63140-10	INTEREST & FINANCE CHARGES	4,000.00	-	480.87	3,519.13	<span style="color: green;">●</span> 88.0%
100-10-63150-10	FINANCIAL RESERVE	1,265,643.00	-	-	1,265,643.00	<span style="color: green;">●</span> 100.0%
	<b>Subtotal</b>	1,270,743.00	61.25	863.43	1,269,879.57	<span style="color: green;">●</span> 99.9%
<b>Training Services</b>						
100-10-64020-12	ADMINISTRATIVE TRAINING / CONFERENCES	2,000.00	-	-	2,000.00	<span style="color: green;">●</span> 100.0%
100-10-64040-12	BOARD OF DIRECTORS TRAINING	500.00	-	-	500.00	<span style="color: green;">●</span> 100.0%
100-10-64060-12	COLLEGE TUITION REIMBURSEMENT	19,470.00	412.80	5,951.80	13,518.20	<span style="color: green;">●</span> 69.4%
	<b>Subtotal</b>	21,970.00	412.80	5,951.80	16,018.20	<span style="color: green;">●</span> 72.9%
	<b>Administrative Services Operating Expense Total:</b>	2,558,235.00	105,521.66	954,115.68	1,604,119.32	<span style="color: green;">●</span> 62.7%
	<b>TOTAL ADMINISTRATIVE SERVICES</b>	7,699,392.00	480,887.22	3,484,113.59	4,215,278.41	<span style="color: green;">●</span> 54.7%
<b>DIVISION 20: TECHNICAL SERVICES</b>						
<b>Wages</b>						
100-20-50020-10	FLEET & FACILITIES STAFF	270,848.00	20,151.31	129,897.34	140,950.66	<span style="color: green;">●</span> 52.0%
100-20-52700-20	FLEET & FACILITIES STAFF OVERTIME	7,500.00	-	93.19	7,406.81	<span style="color: green;">●</span> 98.8%
	<b>Technical Services Wages Total:</b>	278,348.00	20,151.31	129,990.53	148,357.47	<span style="color: green;">●</span> 53.3%
<b>Equipment &amp; Machinery</b>						
100-20-54050-20	DIAGNOSTIC SOFTWARE	3,550.00	-	2,014.38	1,535.62	<span style="color: red;">●</span> 43.3%
<b>Operating Supplies</b>						
100-20-55400-20	MECHANICAL EQUIPMENT, PARTS & SUPPLIES	5,200.00	-	19.72	5,180.28	<span style="color: green;">●</span> 99.6%
100-20-55580-20	TIRES	69,500.00	-	9,426.55	60,073.45	<span style="color: green;">●</span> 86.4%
100-20-55620-20	VEHICLE PARTS	95,000.00	3,997.28	52,718.35	42,281.65	<span style="color: red;">●</span> 44.5%
	<b>Subtotal</b>	169,700.00	3,997.28	62,164.62	107,535.38	<span style="color: green;">●</span> 63.4%
<b>Parts &amp; Supplies</b>						
100-20-56800-20	FLUIDS (ANTIFREEZE, BRAKE, TRANSMISSION)	7,550.00	-	1,683.40	5,866.60	<span style="color: green;">●</span> 77.7%
100-20-56880-20	FUEL - DIESEL	68,445.00	3,916.82	23,432.55	45,012.45	<span style="color: green;">●</span> 65.8%
100-20-56900-20	FUEL - UNLEADED	15,700.00	1,011.83	6,408.86	9,291.14	<span style="color: green;">●</span> 59.2%
100-20-57060-20	MISCELLANEOUS SHOP SUPPLIES	7,470.00	553.99	2,785.24	4,684.76	<span style="color: green;">●</span> 62.7%
100-20-57140-20	ENGINE OIL	5,565.00	-	1,653.24	3,911.76	<span style="color: green;">●</span> 70.3%
100-20-58120-20	UNIFORMS & TOWELS (TECHNICAL SERVICES)	900.00	75.90	315.42	584.58	<span style="color: green;">●</span> 65.0%
	<b>Subtotal</b>	105,630.00	5,558.54	36,278.71	69,351.29	<span style="color: green;">●</span> 65.7%
<b>Professional Services</b>						
100-20-61460-20	HAZARDOUS WASTE DISPOSAL	400.00	-	150.68	249.32	<span style="color: green;">●</span> 62.3%
100-20-61820-20	LADDER TESTING & CERT - AERIAL & GROUND	3,450.00	-	3,088.45	361.55	<span style="color: red;">●</span> 10.5%
100-20-62140-20	REPAIR & MAINTENANCE - FLEET	21,250.00	-	11,645.41	9,604.59	<span style="color: yellow;">●</span> 45.2%
	<b>Subtotal</b>	25,100.00	-	14,884.54	10,215.46	<span style="color: red;">●</span> 40.7%
<b>Training Services</b>						
100-20-64470-20	FLEET SERVICES TRAINING	4,000.00	-	-	4,000.00	<span style="color: green;">●</span> 100.0%
	<b>Technical Services Operating Expense Total:</b>	307,980.00	9,555.82	115,342.25	192,637.75	<span style="color: green;">●</span> 62.5%
	<b>TOTAL TECHNICAL SERVICES</b>	586,328.00	29,707.13	245,332.78	340,995.22	<span style="color: green;">●</span> 58.2%



# Superstition Fire & Medical District Income Statement - Detail

For Fiscal: 2020-2021 Period Ending: 12/31/20

		Amended Total Budget	Current Month Actual	YTD Actual Activity	Forecasted Remaining Budget	% Budget Remaining
<b>Fund: 100 - GENERAL OPERATING</b>						
<b>DIVISION 30: COMMUNICATIONS SERVICES</b>						
<b>Parts &amp; Supplies</b>						
100-30-56040-15	BATTERIES - ELECTRONICS (PORTABLE BATTERIES)	1,900.00	-	2,007.41	(107.41)	🔴 -5.7%
100-30-57590-15	RADIO EQUIPMENT SUPPLIES	250.00	-	-	250.00	🟢 100.0%
	<b>Subtotal</b>	2,150.00	-	2,007.41	142.59	🔴 6.6%
<b>Facility Services</b>						
100-30-59080-15	PHONE / E - 911 COMM CIRCUITS	6,000.00	456.91	2,484.72	3,515.28	🟢 58.6%
<b>Operating Services</b>						
100-30-60020-15	TOPAZ / G2 MAINTENANCE	12,000.00	-	6,276.64	5,723.36	🟡 47.7%
100-30-60340-08	MCT MAINTENANCE	20,400.00	240.66	11,547.36	8,852.64	🟡 43.4%
100-30-60350-08	MOBILE DATA OPERATIONS	34,560.00	2,777.36	16,669.43	17,890.57	🟢 51.8%
100-30-60560-15	RADIO INFORMATION SYSTEMS MAINTENANCE	10,000.00	-	5,452.80	4,547.20	🟡 45.5%
	<b>Subtotal</b>	76,960.00	3,018.02	39,946.23	37,013.77	🟡 48.1%
<b>Professional Services</b>						
100-30-61440-15	DISPATCH SERVICES - MFMD	130,770.00	15,096.24	61,527.16	69,242.84	🟢 53.0%
	<b>TOTAL COMMUNICATIONS SERVICES</b>	215,880.00	18,571.17	105,965.52	109,914.48	🟢 50.9%
<b>DIVISION 40: EMERGENCY SERVICES</b>						
<b>Wages</b>						
100-40-50040-10	ASSISTANT CHIEFS	284,095.00	21,409.20	139,159.80	144,935.20	🟢 51.0%
100-40-50050-10	DEPUTY CHIEF	148,533.00	11,331.64	73,655.66	74,877.34	🟢 50.4%
100-40-50140-10	ADMINISTRATIVE ASSISTANT II	56,112.00	4,316.28	28,069.31	28,042.69	🟡 50.0%
100-40-51010-10	BATTALION CHIEFS	335,013.00	34,319.35	189,204.04	145,808.96	🔴 43.5%
100-40-51030-10	CAPTAINS	2,178,901.00	166,868.83	1,002,495.76	1,176,405.24	🟢 54.0%
100-40-51040-10	ENGINEERS	1,492,232.00	106,981.92	700,703.59	791,528.41	🟢 53.0%
100-40-51050-10	FIREFIGHTERS	3,218,310.00	235,539.84	1,527,586.91	1,690,723.09	🟢 52.5%
100-40-52015-10	INJURY WAGES	-	-	4,058.53	(4,058.53)	🔴 0.0%
100-40-52530-12	BATTALION CHIEF COVERAGE	22,500.00	-	15,126.47	7,373.53	🔴 32.8%
100-40-52539-10	SAFER GRANT WAGES REIMBURSEMENT	(282,308.00)	-	(167,896.03)	(114,411.97)	🔴 40.5%
	<b>Subtotal</b>	7,453,388.00	580,767.06	3,512,164.04	3,941,223.96	🟢 52.9%
<b>OT Wages</b>						
100-40-52540-10	FLSA HALFTIME	95,279.00	4,445.67	47,559.14	47,719.86	🟢 50.1%
100-40-52560-10	HOLIDAY PAY	283,356.00	26,083.02	130,776.88	152,579.12	🟢 53.8%
100-40-52700-12	OPS ADMIN STAFF OVERTIME	-	-	-	-	🟢 0.0%
100-40-52740-12	SHIFT OVERTIME	385,000.00	12,206.68	148,833.65	236,166.35	🟢 61.3%
100-40-52750-12	SPECIAL OVERTIME	2,400.00	38.65	6,650.32	(4,250.32)	🔴 -177.1%
100-40-52810-12	NON-CONTRACTED SPECIAL EVENTS OT	40,925.00	-	-	40,925.00	🟢 100.0%
100-40-52850-47	SCBA OVERTIME	-	-	-	-	🟢 0.0%
100-40-52910-50	PUBLIC EVENTS / PUB ED OT	1,500.00	-	-	1,500.00	🟢 100.0%
	<b>Subtotal</b>	808,460.00	42,774.02	333,819.99	474,640.01	🟢 58.7%
<b>Training OT Wages</b>						
100-40-53140-41	EMS TRAINING OT	3,040.00	1,820.88	2,070.88	969.12	🔴 31.9%
100-40-53240-12	PROMOTIONAL TESTING OT	9,000.00	-	8,323.64	676.36	🔴 7.5%
100-40-53260-41	FIRE OPERATIONAL TRAINING OT	13,000.00	705.50	3,007.44	9,992.56	🟢 76.9%
100-40-53360-41	OFFICER DEVELOPMENT OT	11,000.00	3,605.48	3,797.30	7,202.70	🟢 65.5%
100-40-53380-41	RECRUIT / INTERN ACADEMY OT	17,000.00	1,651.87	29,246.73	(12,246.73)	🔴 -72.0%
100-40-53500-41	SPECIAL OPERATIONS OT	1,400.00	350.11	350.11	1,049.89	🟢 75.0%
	<b>Subtotal</b>	54,440.00	8,133.84	46,796.10	7,643.90	🔴 14.0%
<b>Other OT Wages</b>						
100-40-53580-15	FIRE INVESTIGATION OT	-	-	-	-	🟢 0.0%
	<b>Emergency Services Wages Total:</b>	8,316,288.00	631,674.92	3,892,780.13	4,423,507.87	🟢 53.2%
<b>Equipment &amp; Machinery</b>						
100-40-54080-41	EMS EQUIPMENT & MACHINERY (ASSET)	2,000.00	-	-	2,000.00	🟢 100.0%
100-40-54120-40	FIRE OPS EQUIPMENT & MACHINERY (ASSET)	2,500.00	-	1,050.91	1,449.09	🟢 58.0%
100-40-54140-40	FIRE OPS HOSE (ASSET)	15,000.00	-	3,714.30	11,285.70	🟢 75.2%
100-40-54165-41	FIRE OPS TRAINING EQUIPMENT (ASSET)	4,000.00	-	-	4,000.00	🟢 100.0%
100-40-54300-42	PHYSICAL FITNESS EQUIPMENT (ASSET)	1,333.00	-	-	1,333.00	🟢 100.0%
100-40-54420-47	SCBA AIR MASKS (ASSET)	8,000.00	-	-	8,000.00	🟢 100.0%
100-40-54460-41	SPECIAL OPERATIONS EQUIPMENT (ASSET)	8,000.00	-	3,830.86	4,169.14	🟢 52.1%
	<b>Subtotal</b>	40,833.00	-	8,596.07	32,236.93	🟢 78.9%





# Superstition Fire & Medical District Income Statement - Detail

For Fiscal: 2020-2021 Period Ending: 12/31/20

		Amended Total Budget	Current Month Actual	YTD Actual Activity	Forecasted Remaining Budget	% Budget Remaining
<b>Fund: 100 - GENERAL OPERATING</b>						
<b>Operating Supplies</b>						
100-40-55100-41	EMS PARTS AND SUPPLIES	38,500.00	5,458.89	14,979.68	23,520.32	<span style="color: green;">●</span> 61.1%
100-40-55200-20	FIRE OPS EQUIPMENT, PARTS, SUPPLIES & MAINT	34,200.00	26.84	14,281.18	19,918.82	<span style="color: green;">●</span> 58.2%
100-40-55220-41	FIRE OPS TRAINING TOOLS & SUPPLIES	5,000.00	327.59	7,013.01	(2,013.01)	<span style="color: red;">●</span> -40.3%
100-40-55440-42	PHYSICAL FITNESS TRAINING TOOLS, SUPP & MAINT	2,000.00	350.00	350.00	1,650.00	<span style="color: green;">●</span> 82.5%
100-40-55480-42	SAFETY EQUIPMENT, PARTS & SUPPLIES	1,500.00	230.21	408.74	1,091.26	<span style="color: green;">●</span> 72.8%
100-40-55520-47	SCBA TOOLS, EQUIPMENT & SUPPLIES	4,000.00	-	2,535.80	1,464.20	<span style="color: green;">●</span> 36.6%
100-40-55560-41	SPECIAL OPS (TRT/HAZ-MAT) OPERATING EXPENSES	4,500.00	-	-	4,500.00	<span style="color: green;">●</span> 100.0%
100-40-55580-41	SPECIAL OPS (WILDLAND) OPERATING EXPENSES	2,590.00	-	2,589.23	0.77	<span style="color: red;">●</span> 0.0%
	<b>Subtotal</b>	92,290.00	6,393.53	42,157.64	50,132.36	<span style="color: green;">●</span> 54.3%
<b>Parts &amp; Supplies</b>						
100-40-56220-41	COMM HEALTH SERVICES SUPPLIES	3,000.00	-	-	3,000.00	<span style="color: green;">●</span> 100.0%
100-40-56760-40	FIRE REHAB - PERISHABLES	500.00	-	-	500.00	<span style="color: green;">●</span> 100.0%
100-40-57245-42	PPE (PERSONAL PROTECTIVE EQUIPMENT)	84,000.00	-	3,149.54	80,850.46	<span style="color: green;">●</span> 96.3%
	<b>Subtotal</b>	87,500.00	-	3,149.54	84,350.46	<span style="color: green;">●</span> 96.4%
<b>Operating Services</b>						
100-40-60140-20	SCBA COMPRESSOR MAINTENANCE	3,000.00	250.61	250.61	2,749.39	<span style="color: green;">●</span> 91.6%
100-40-60700-12	TOWEL & LINEN SERVICES	10,290.00	1,087.46	4,621.61	5,668.39	<span style="color: green;">●</span> 55.1%
	<b>Subtotal</b>	13,290.00	1,338.07	4,872.22	8,417.78	<span style="color: green;">●</span> 63.3%
<b>Professional Services</b>						
100-40-61080-20	AIR QUALITY TESTING	900.00	-	707.41	192.59	<span style="color: red;">●</span> 21.4%
100-40-61120-12	BAY DOOR MAINTENANCE	10,800.00	1,241.00	3,706.20	7,093.80	<span style="color: green;">●</span> 65.7%
100-40-61530-41	EMS CARDIAC MONITOR MAINTENANCE & SUPPLIES	20,750.00	-	14,381.60	6,368.40	<span style="color: red;">●</span> 30.7%
100-40-61650-12	INFECTION CONTROL MEDICAL EXAM SERVICE	1,500.00	-	-	1,500.00	<span style="color: green;">●</span> 100.0%
100-40-61660-41	INSTRUCTOR SERVICES - CE	-	-	-	-	<span style="color: green;">●</span> 0.0%
100-40-61800-41	IMAGE TREND ENHANCEMENT	6,717.00	83.33	2,666.64	4,050.36	<span style="color: green;">●</span> 60.3%
100-40-61980-42	PPE CLOTHING MAINTENANCE & DECONTAMINATION	35,500.00	1,718.50	9,582.50	25,917.50	<span style="color: green;">●</span> 73.0%
100-40-62200-47	SCBA TESTING & CALIBRATION	3,500.00	-	-	3,500.00	<span style="color: green;">●</span> 100.0%
	<b>Subtotal</b>	79,667.00	3,042.83	31,044.35	48,622.65	<span style="color: green;">●</span> 61.0%
<b>Training Services</b>						
100-40-64020-41	FIRE OPS / EMS OUTSIDE TRAINING	3,500.00	-	631.95	2,868.05	<span style="color: green;">●</span> 81.9%
100-40-64400-42	HEALTH, SAFETY, & WELLNESS TRAINING & SUPPLIES	1,333.00	-	-	1,333.00	<span style="color: green;">●</span> 100.0%
100-40-64420-41	INTERN / RECRUIT ACADEMY & SUPPLIES	10,000.00	-	2,422.02	7,577.98	<span style="color: green;">●</span> 75.8%
100-40-64500-41	TRT TRAINING	8,000.00	-	7,614.21	385.79	<span style="color: red;">●</span> 4.8%
100-40-64550-41	OFFICER DEVELOPMENT TRAINING & SUPPLIES	23,000.00	4,500.00	14,718.00	8,282.00	<span style="color: red;">●</span> 36.0%
100-40-64600-47	SCBA TRAINING CERTIFICATION	2,000.00	-	-	2,000.00	<span style="color: green;">●</span> 100.0%
	<b>Subtotal</b>	47,833.00	4,500.00	25,386.18	22,446.82	<span style="color: yellow;">●</span> 46.9%
	<b>Emergency Services Operating Expense Total:</b>	361,413.00	15,274.43	115,206.00	246,207.00	<span style="color: green;">●</span> 68.1%
	<b>TOTAL EMERGENCY SERVICES</b>	8,677,701.00	646,949.35	4,007,986.13	4,669,714.87	<span style="color: green;">●</span> 53.8%
<b>DIVISION 50: COMMUNITY SERVICES / FIRE PREVENTION</b>						
<b>Wages</b>						
100-50-50260-10	COMMUNITY RISK REDUCTION SPECIALIST	86,843.00	6,680.26	43,421.69	43,421.31	<span style="color: green;">●</span> 50.0%
	<b>Subtotal</b>	86,843.00	6,680.26	43,421.69	43,421.31	<span style="color: green;">●</span> 50.0%
<b>OT Wages</b>						
100-50-52700-15	PREVENTION / FIRE INVESTIGATION OVERTIME	-	-	-	-	<span style="color: green;">●</span> 0.0%
100-50-52965-15	SPECIAL PUBLIC EVENTS OT	-	-	-	-	<span style="color: green;">●</span> 0.0%
	<b>Subtotal</b>	-	-	-	-	<span style="color: green;">●</span> 0.0%
	<b>Community Services / Fire Prevention Wages Total:</b>	86,843.00	6,680.26	43,421.69	43,421.31	<span style="color: green;">●</span> 50.0%
<b>Operating Supplies</b>						
100-50-55160-50	FIRE CODE BOOKS & MANUALS	800.00	-	253.80	546.20	<span style="color: green;">●</span> 68.3%
100-50-55180-15	FIRE INVESTIGATION TOOLS & EQUIPMENT	-	-	-	-	<span style="color: green;">●</span> 0.0%
100-50-55260-50	FIRE PREVENTION TOOLS & EQUIPMENT	200.00	-	114.98	85.02	<span style="color: red;">●</span> 42.5%
100-50-55640-59	MULTI MEDIA SOFTWARE LICENSES	1,000.00	-	624.38	375.62	<span style="color: red;">●</span> 37.6%
	<b>Subtotal</b>	2,000.00	-	993.16	1,006.84	<span style="color: green;">●</span> 50.3%
<b>Parts &amp; Supplies</b>						
100-50-56740-50	FIRE PREVENTION SUPPLIES	400.00	-	46.02	353.98	<span style="color: green;">●</span> 88.5%
100-50-57640-50	SAFETY & EDUCATION PROMO MATERIALS	2,600.00	-	536.89	2,063.11	<span style="color: green;">●</span> 79.4%
	<b>Subtotal</b>	3,000.00	-	582.91	2,417.09	<span style="color: green;">●</span> 80.6%
<b>Operating Services</b>						
100-50-60150-50	EMERGENCY EVENT SUPPLIES	2,000.00	-	427.44	1,572.56	<span style="color: green;">●</span> 78.6%
100-50-60200-50	SELF INSPECTION SUPPLIES	300.00	-	100.00	200.00	<span style="color: green;">●</span> 66.7%
	<b>Subtotal</b>	2,300.00	-	527.44	1,772.56	<span style="color: green;">●</span> 77.1%



## Superstition Fire & Medical District Income Statement - Detail

For Fiscal: 2020-2021 Period Ending: 12/31/20

		Amended Total Budget	Current Month Actual	YTD Actual Activity	Forecasted Remaining Budget	% Budget Remaining
<b>Fund: 100 - GENERAL OPERATING</b>						
<b>Professional Services</b>						
100-50-61200-50	CONTRACTED FIRE INSPECTOR SERVICES	3,850.00	760.00	1,292.00	2,558.00	66.4% <span style="color: green;">●</span>
100-50-61340-50	CONTRACTED FIRE INVESTIGATOR SERVICES	2,000.00	770.00	893.75	1,106.25	55.3% <span style="color: green;">●</span>
100-50-61340-50	FIRE PREVENTION WEEK SUPPLIES	350.00	-	495.18	(145.18)	-41.5% <span style="color: red;">●</span>
100-50-61370-50	COMMUNITY RELATIONS PRINTED MATERIALS	1,000.00	-	850.98	149.02	14.9% <span style="color: red;">●</span>
100-50-61380-50	WATER SAFETY EVENTS	300.00	-	-	300.00	100.0% <span style="color: green;">●</span>
100-50-62010-08	PRE-PLAN DEVELOPMENT	4,750.00	-	2,000.00	2,750.00	57.9% <span style="color: green;">●</span>
100-50-62080-50	PROF OUTSIDE SVCS (GIS)	8,000.00	2,000.00	6,000.00	2,000.00	25.0% <span style="color: red;">●</span>
	<b>Subtotal</b>	20,250.00	3,530.00	11,531.91	8,718.09	43.1% <span style="color: red;">●</span>
<b>Training Services</b>						
100-50-64240-15	FIRE ARSON / INVESTIGATOR TRAINING	2,000.00	-	1,257.85	742.15	37.1% <span style="color: red;">●</span>
100-50-64260-50	COMMUNITY RISK REDUCTION SPECIALIST TRAINING	1,500.00	-	-	1,500.00	100.0% <span style="color: green;">●</span>
	<b>Subtotal</b>	3,500.00	-	1,257.85	2,242.15	64.1% <span style="color: green;">●</span>
<b>Community Services / Fire Prevention Operating Expense Total:</b>		31,050.00	3,530.00	14,893.27	16,156.73	52.0% <span style="color: green;">●</span>
<b>TOTAL COMMUNITY SERVICES / FIRE PREVENTION</b>		117,893.00	10,210.26	58,314.96	59,578.04	50.5% <span style="color: green;">●</span>
<b>GRAND TOTAL GENERAL FUND</b>		\$ 17,297,194.00	\$ 1,186,325.13	\$ 7,901,712.98	\$ 9,395,481.02	54.3% <span style="color: green;">●</span>
<b>Net Financial Sources (Uses):</b>		\$ (1,800,754.00)	\$ 427,425.53	\$ 2,736,638.84	\$ (4,537,392.84)	
<b>Beginning Unrestricted Fund Balance July 1, 2020</b>		\$1,800,754.00				



# Superstition Fire & Medical District Income Statement - Detail

For Fiscal: 2020-2021 Period Ending: 12/31/20

		Amended Total Budget	Current Month Actual	YTD Actual Activity	Forecasted Remaining Budget	% Budget Remaining
<b>Fund: 150 - TRANSPORT SERVICES</b>						
<b>Revenue</b>						
150-10-42100-10	ALS TRANSPORT REVENUE	3,404,171.00	301,520.57	1,648,147.55	1,756,023.45	51.6%
150-10-42122-10	COVID PROVIDER RELIEF	-	-	-	-	0.0%
150-10-42125-10	TRANSPORT CUSTOMER REFUNDS	(25,153.00)	(21,734.86)	(36,045.21)	10,892.21	-43.3%
150-10-42180-10	COLLECTIONS REVENUE	28,086.00	1,212.41	12,929.11	15,156.89	54.0%
150-10-45700-10	INVESTMENT EARNINGS	3,750.00	133.26	1,246.93	2,503.07	66.7%
150-10-45900-10	OTHER INCOME	-	150.00	(325.00)	325.00	0.0%
150-80-48020-02	TRANSFER IN (200 FUND)	-	-	-	-	0.0%
150-80-48100-10	TRANSFER OUT (200 FUND)	(25,000.00)	-	-	(25,000.00)	100.0%
<b>Revenue Total:</b>		<b>\$ 3,385,854.00</b>	<b>\$ 281,281.38</b>	<b>\$ 1,625,953.38</b>	<b>1,759,900.62</b>	<b>52.0%</b>
<b>Expense</b>						
<b>DIVISION 10: ADMINISTRATIVE SERVICES</b>						
<b>Wages</b>						
150-10-50000-10	FIRE CHIEF	8,681.00	667.77	4,340.50	4,340.50	50.0%
150-10-50010-10	ADMIN SERVICES STAFF	59,375.00	4,567.31	29,687.51	29,687.49	50.0%
150-10-52510-10	WAGE ALLOWANCE (CELL PHONES)	945.00	48.46	424.02	520.98	55.1%
<b>Subtotal</b>		<b>69,001.00</b>	<b>5,283.54</b>	<b>34,452.03</b>	<b>34,548.97</b>	<b>50.1%</b>
<b>Employer Provided Benefits</b>						
150-10-53710-10	PENSION (PSPRS)	28,512.00	2,193.23	14,256.00	14,256.00	50.0%
150-10-53760-10	PENSION (ASRS)	177,922.00	13,238.78	84,941.99	92,980.01	52.3%
150-10-53770-10	BENEFIT CONTRIBUTIONS	324,976.00	23,914.15	161,671.48	163,304.52	50.3%
150-10-53810-10	SOCIAL SECURITY	91,150.00	6,952.25	44,766.29	46,383.71	50.9%
150-10-53830-10	MEDICARE	21,317.00	1,734.92	11,177.86	10,139.14	47.6%
150-10-53860-10	INDUSTRIAL INSURANCE	23,232.00	15,293.96	24,519.98	(1,287.98)	-5.5%
150-10-53870-10	INDUSTRIAL INSURANCE - VOLUNTEERS	-	-	-	-	0.0%
150-10-53910-10	MEDICAL INSURANCE	-	2,007.18	14,123.55	(14,123.55)	0.0%
150-10-53920-10	DENTAL INSURANCE	-	143.61	1,048.79	(1,048.79)	0.0%
150-10-53930-10	VISION INSURANCE	-	17.58	196.51	(196.51)	0.0%
150-10-53940-10	EMPLOYEE ASSISTANCE PROGRAM	2,532.00	-	1,221.12	1,310.88	51.8%
150-10-53950-10	LIFE INSURANCE	2,640.00	200.00	1,440.00	1,200.00	45.5%
150-10-53965.10	COBRA REIMBURSEMENT INCOME	-	-	384.91	(384.91)	0.0%
150-10-53990-10	EARNED LEAVE BUYOUT (ELBO) PROGRAM	2,202.00	-	-	2,202.00	100.0%
150-10-53992-10	EARNED LEAVE BUYOUT (ELBO) PROGRAM - FICA	211.00	-	-	211.00	100.0%
150-10-53997-10	EARNED LEAVE SEPARATION (ELSP) PROGRAM	-	-	13,861.27	(13,861.27)	0.0%
150-10-53998-10	EARNED LEAVE SEPARATION PROGRAM - FICA	-	-	1,060.36	(1,060.36)	0.0%
<b>Subtotal</b>		<b>674,694.00</b>	<b>65,695.66</b>	<b>374,670.11</b>	<b>300,023.89</b>	<b>44.5%</b>
<b>Admin Services Compensation &amp; Benefits Total:</b>		<b>743,695.00</b>	<b>70,979.20</b>	<b>409,122.14</b>	<b>334,572.86</b>	<b>45.0%</b>
<b>Equipment &amp; Machinery</b>						
150-10-54040-08	COMPUTER EQUIPMENT	-	-	-	-	0.0%
<b>Operating Supplies</b>						
150-10-55060-08	COMPUTER / PRINTER SUPPLIES & MAINTENANCE	7,700.00	203.10	1,067.87	6,632.13	86.1%
<b>Parts &amp; Supplies</b>						
150-10-55550-12	OFFICE FURNITURE & EQUIPMENT, PARTS & SUPPLIES	7,000.00	-	1,539.25	5,460.75	78.0%
150-10-55670-50	VOLUNTEER EXPENSES	-	-	-	-	0.0%
150-10-56340-12	CLEANING SUPPLIES	3,500.00	-	829.44	2,670.56	76.3%
150-10-56600-12	FACILITY MAINTENANCE	8,015.00	1,289.77	3,362.39	4,652.61	58.0%
150-10-56860-12	FOOD / BEVERAGES	200.00	-	-	200.00	100.0%
150-10-57100-12	OFFICE SUPPLIES	1,500.00	108.99	989.03	510.97	34.1%
150-10-57200-12	POSTAGE / DELIVERY SERVICES	1,500.00	296.85	637.11	862.89	57.5%
150-10-57440-12	PROFESSIONAL PUBS / SUBSCRIPTIONS	-	-	-	-	0.0%
150-10-57600-12	HONOR GUARD	1,000.00	-	-	1,000.00	100.0%
150-10-57620-12	REWARDS / RECOGNITION / FLOWER SUPPLIES	300.00	-	812.18	(512.18)	-170.7%
150-10-57660-12	PEER SUPPORT	-	-	-	-	0.0%
150-10-57680-12	TS ID BADGES	200.00	-	-	200.00	100.0%
150-10-58000-12	UNIFORMS (CIVILIAN)	15,400.00	3,975.12	7,112.61	8,287.39	53.8%
<b>Subtotal</b>		<b>38,615.00</b>	<b>5,670.73</b>	<b>15,282.01</b>	<b>23,332.99</b>	<b>60.4%</b>
<b>Facility Services</b>						
150-10-59000-12	FACILITY RENT	6,300.00	525.00	3,175.00	3,125.00	49.6%
150-10-59020-12	ELECTRICITY	36,800.00	1,670.01	20,149.92	16,650.08	45.2%
150-10-59040-12	FACILITY PROJECTS	26,400.00	9,384.13	24,137.40	2,262.60	8.6%
150-10-59060-12	NATURAL GAS	3,500.00	100.07	2,271.14	1,228.86	35.1%
150-10-59100-08	PHONE	8,000.00	272.52	2,406.44	5,593.56	69.9%
150-10-59160-12	WATER SOFTENER SUPPLIES	2,100.00	129.85	968.65	1,131.35	53.9%
150-10-59180-12	SEWER / SEPTIC	2,320.00	217.50	901.10	1,418.90	61.2%
150-10-59200-12	WATER	8,530.00	556.38	3,374.20	5,155.80	60.4%
<b>Subtotal</b>		<b>93,950.00</b>	<b>12,855.46</b>	<b>57,383.85</b>	<b>36,566.15</b>	<b>38.9%</b>



# Superstition Fire & Medical District Income Statement - Detail

For Fiscal: 2020-2021 Period Ending: 12/31/20

	Amended Total Budget	Current Month Actual	YTD Actual Activity	Forecasted Remaining Budget	% Budget Remaining	
<b>Operating Services</b>						
150-10-60180-08	COPIER MAINTENANCE & SUPPLIES	2,317.00	86.09	991.74	1,325.26	🟢 57.2%
150-10-60230-12	DOCUMENT DISPOSAL SERVICES	150.00	-	117.93	32.07	🔴 21.4%
150-10-60240-12	EXTERMINATING	1,300.00	143.63	380.92	919.08	🟢 70.7%
150-10-60310-08	INTERNET	24,700.00	1,759.68	11,224.44	13,475.56	🟢 54.6%
150-10-60580-12	LANDSCAPING	750.00	-	338.35	411.65	🟢 54.9%
150-10-60580-12	REFUSE COLLECTION	1,210.00	-	512.01	697.99	🟢 57.7%
150-10-60600-12	SECURITY & ALARM SYSTEMS	1,600.00	40.00	1,280.82	319.18	🔴 19.9%
150-10-60620-08	INDIVIDUAL SOFTWARE LICENSING	2,000.00	-	-	2,000.00	🟢 100.0%
150-10-60630-08	SYSTEM SERVER HOSTING	1,586.00	132.17	925.19	660.81	🔴 41.7%
150-10-60740-12	WATER & ICE (DRINKING)	4,700.00	-	2,131.51	2,568.49	🟢 54.6%
	<b>Subtotal</b>	<b>40,313.00</b>	<b>2,161.57</b>	<b>17,902.91</b>	<b>22,410.09</b>	<b>🟢 55.6%</b>
<b>Professional Services</b>						
150-10-61020-12	ADMIN MEDICAL DIR - CONTRACT	15,000.00	3,750.00	7,500.00	7,500.00	🟢 50.0%
150-10-61060-12	NEW HIRE HR ADVERTISING	-	-	-	-	🟢 0.0%
150-10-61100-12	BACKGROUND / CREDIT REPORTG	1,000.00	-	357.50	642.50	🟢 64.3%
150-10-61160-08	CIS MAINT CONTRACT	2,500.00	33.00	681.29	1,818.71	🟢 72.7%
150-10-61170-08	CIS WEB HOSTING / DOMAIN CERTIFICATES	1,185.00	-	-	1,185.00	🟢 100.0%
150-10-61250-12	FIRE CHIEF SEARCH CONTINGENCY	10,000.00	6,433.34	6,433.34	3,566.66	🔴 36.0%
150-10-61260-12	CPA AUDIT SERVICES	4,000.00	-	-	4,000.00	🟢 100.0%
150-10-61300-12	LABOR RELATIONS CONSULTING/CONFERENCES	-	-	-	-	🟢 0.0%
150-10-61700-12	VEHICLE / PROPERTY / LIABILITY INS	27,925.00	-	13,583.00	14,342.00	🟢 51.4%
150-10-61860-12	GOVERNING BOARD LEGAL SERVICES	6,750.00	745.10	3,328.08	3,421.92	🟢 50.7%
150-10-61880-12	HR / INVESTIGATION LEGAL SERVICES	-	-	-	-	🟢 0.0%
150-10-61920-12	MEDICAL EXAM SERVICES	350.00	260.00	2,170.00	(1,820.00)	🔴 -520.0%
150-10-62020-12	PRINTING / PUBLISHING SERVICES	800.00	150.88	748.46	51.54	🔴 6.4%
150-10-62060-12	PROFESSIONAL ORGS / MEMBERSHIP	2,000.00	-	801.72	1,198.28	🔴 59.9%
150-10-62105-08	GLOBAL SOFTWARE LICENSING	28,500.00	12,742.12	23,454.28	5,045.72	🔴 17.7%
	<b>Subtotal</b>	<b>100,010.00</b>	<b>24,114.44</b>	<b>59,057.67</b>	<b>40,952.33</b>	<b>🔴 40.9%</b>
<b>Financial Services</b>						
150-10-63000-10	ADMIN FEES, BONDS & LEASES	150.00	3.15	3.43	146.57	🟢 97.7%
150-10-63140-10	INTEREST & FINANCE CHARGES	10,000.00	-	114.48	9,885.52	🟢 98.9%
150-10-63150-10	FINANCIAL RESERVE	<b>108,147.15</b>	-	-	108,147.15	🟢 100.0%
150-10-63200-10	BILLING & COLLECTIONS FEES	167,770.00	15,067.64	55,003.28	112,766.72	🔴 67.2%
	<b>Subtotal</b>	<b>286,067.15</b>	<b>15,070.79</b>	<b>55,121.19</b>	<b>230,945.96</b>	<b>🟢 80.7%</b>
<b>Training Services</b>						
150-10-64020-12	ADMIN TRAINING / CONFERENCES	-	-	-	-	🟢 0.0%
150-10-64040-12	BOARD OF DIRECTORS TRAINING	-	-	-	-	🟢 0.0%
150-10-64060-12	COLLEGE TUITION REIMBURSEMENT	4,647.00	270.00	270.00	4,377.00	🟢 94.2%
	<b>Subtotal</b>	<b>4,647.00</b>	<b>270.00</b>	<b>270.00</b>	<b>4,377.00</b>	<b>🟢 94.2%</b>
	<b>Administrative Services Operating Expense Total:</b>	<b>571,302.15</b>	<b>60,346.09</b>	<b>206,085.50</b>	<b>365,216.65</b>	<b>🟢 63.9%</b>
	<b>TOTAL ADMINISTRATIVE SERVICES</b>	<b>1,314,997.15</b>	<b>131,325.29</b>	<b>615,207.64</b>	<b>699,789.51</b>	<b>🟢 53.2%</b>
<b>DIVISION 20: TECHNICAL SERVICES</b>						
<b>Wages</b>						
150-20-50020-10	FLEET & FACILITIES STAFF	20,000.00	2,221.59	15,439.05	4,560.95	🔴 22.8%
	<b>Technical Services Wages Total:</b>	<b>20,000.00</b>	<b>2,221.59</b>	<b>15,439.05</b>	<b>4,560.95</b>	<b>🔴 22.8%</b>
<b>Equipment &amp; Machinery</b>						
150-20-54050-20	DIAGNOSTIC SOFTWARE	650.00	-	368.22	281.78	🔴 43.4%
<b>Operating Supplies</b>						
150-20-55400-20	MECH EQUIPMENT, PARTS & SUPPLIES	600.00	-	-	600.00	🟢 100.0%
150-20-55580-20	TIRES	12,000.00	-	1,266.81	10,733.19	🟢 89.4%
150-20-55620-20	VEHICLE PARTS	14,200.00	-	7,245.51	6,954.49	🟡 49.0%
	<b>Subtotal</b>	<b>26,800.00</b>	<b>-</b>	<b>8,512.32</b>	<b>18,287.68</b>	<b>🟢 68.2%</b>
<b>Parts &amp; Supplies</b>						
150-20-56800-20	FLUIDS (ANTIFREEZE, BRAKE, TRANSMISSION)	705.00	-	552.43	152.57	🔴 21.6%
150-20-56880-20	FUEL - DIESEL	25,900.00	2,010.46	9,756.32	16,143.68	🟢 62.3%
150-20-56900-20	FUEL - UNLEADED	1,400.00	151.90	540.23	859.77	🟢 61.4%
150-20-57060-20	MISCELLANEOUS SHOP SUPPLIES	500.00	71.82	139.48	360.52	🟢 72.1%
150-20-57140-20	ENGINE OIL	1,650.00	-	-	1,650.00	🟢 100.0%
150-20-58120-20	UNIFORMS & TOWELS (TECH SRVS)	460.00	37.95	157.71	302.29	🟢 65.7%
	<b>Subtotal</b>	<b>30,615.00</b>	<b>2,272.13</b>	<b>11,146.17</b>	<b>19,468.83</b>	<b>🟢 63.6%</b>
<b>Professional Services</b>						
150-20-61460-20	HAZARDOUS WASTE DISPOSAL	200.00	-	75.34	124.66	🟢 62.3%
150-20-62140-20	REPAIR & MAINTENANCE - FLEET	3,000.00	-	1,284.96	1,715.04	🟢 57.2%
	<b>Subtotal</b>	<b>3,200.00</b>	<b>-</b>	<b>1,360.30</b>	<b>1,839.70</b>	<b>🟢 57.5%</b>
<b>Training Services</b>						
150-20-64470-20	FLEET SERVICES TRAINING	500.00	-	-	500.00	🟢 100.0%
	<b>Technical Services Operating Expense Total:</b>	<b>61,765.00</b>	<b>2,272.13</b>	<b>21,387.01</b>	<b>40,377.99</b>	<b>🟢 65.4%</b>
	<b>TOTAL TECHNICAL SERVICES</b>	<b>81,765.00</b>	<b>4,493.72</b>	<b>36,826.06</b>	<b>44,938.94</b>	<b>🟢 55.0%</b>



# Superstition Fire & Medical District Income Statement - Detail

For Fiscal: 2020-2021 Period Ending: 12/31/20

		Amended Total Budget	Current Month Actual	YTD Actual Activity	Forecasted Remaining Budget	% Budget Remaining
<b>DIVISION 30: COMMUNICATIONS SERVICES</b>						
<b>Operating Services</b>						
150-30-59080-15	PHONE / E-911 COMMUNICATION CIRCUITS	2,375.00	228.45	1,242.36	1,132.64	🟡 47.7%
150-30-60020-15	TOPAZ / G2 MAINTENANCE	6,000.00	-	3,138.36	2,861.64	🟡 47.7%
150-30-60340-08	MCT MAINTENANCE	6,750.00	120.34	3,481.84	3,268.16	🟡 48.4%
150-30-60350-08	MOBILE DATA OPERATIONS	7,680.00	866.39	5,197.66	2,482.34	🔴 32.3%
150-30-60560-15	RADIO INFO SYSTEMS MAINTENANCE	1,000.00	-	514.70	485.30	🟡 48.5%
	<b>Subtotal</b>	23,805.00	1,215.18	13,574.92	10,230.08	🔴 43.0%
<b>Professional Services</b>						
150-30-61440-15	DISPATCH SERVICES - MFMD	159,452.00	14,751.72	67,007.10	92,444.90	🟢 58.0%
	<b>TOTAL COMMUNICATIONS SERVICES</b>	183,257.00	15,966.90	80,582.02	102,674.98	🟢 56.0%
<b>DIVISION 40: TRANSPORT SERVICES</b>						
<b>Wages</b>						
150-40-50040-10	ASSISTANT CHIEFS	16,303.00	1,254.08	8,151.52	8,151.48	🟡 50.0%
150-40-50140-10	CON OPERATIONS MANAGEMENT	142,437.00	8,312.22	66,620.87	75,816.13	🟡 53.2%
150-40-51010-10	BATTALION CHIEFS	21,554.00	1,658.00	10,777.00	10,777.00	🟢 50.0%
150-40-51030-10	CAPTAINS	59,964.00	4,612.62	29,982.02	29,981.98	🟡 50.0%
150-40-51600-10	PARAMEDIC (FULL TIME)	665,148.00	45,387.83	293,405.75	371,742.25	🟡 55.9%
150-40-51650-10	EMT (FULL TIME)	532,229.00	35,792.65	232,406.92	299,822.08	🟢 56.3%
150-40-51700-10	PARAMEDIC (PART TIME)	-	-	-	-	🟢 0.0%
150-40-51750-10	EMT (PART TIME)	-	486.00	1,944.00	(1,944.00)	🔴 0.0%
150-40-51800-10	SWORN COVERAGE - WAGES	-	12,690.16	59,606.20	(59,606.20)	🔴 0.0%
	<b>Subtotal</b>	1,437,635.00	110,193.56	702,894.28	734,740.72	🟢 51.1%
<b>OT / Other Wages</b>						
150-40-52015-10	INJURY WAGES	-	-	-	-	🔴 0.0%
150-40-52560-10	HOLIDAY PAY	39,417.00	3,190.03	15,631.97	23,785.03	🟡 60.3%
150-40-52740-12	REGULAR OVERTIME	100,000.00	8,393.56	39,832.22	60,167.78	🟢 60.2%
150-40-52750-12	SPECIAL OVERTIME	300.00	-	-	300.00	🟢 100.0%
150-40-52800-12	CONTRACTED SPECIAL EVENTS OVERTIME	1,300.00	-	-	1,300.00	🟢 100.0%
150-40-52850-47	SCBA OVERTIME	-	-	-	-	🟢 0.0%
150-40-53140-41	EMS TRAINING OT	-	-	-	-	🟢 0.0%
	<b>Subtotal</b>	141,017.00	11,583.59	55,464.19	85,552.81	🟢 61.0%
	<b>Transport Services Wages Total:</b>	1,578,652.00	121,777.15	758,358.47	820,293.53	🟢 52.0%
<b>Equipment &amp; Machinery</b>						
150-40-54000-10	VEHICLE / EQUIPMENT LEASE PAYMENTS	175,148.00	-	-	175,148.00	🟢 100.0%
150-40-54080-41	EMS EQUIP & MACHINERY (ASSET)	2,000.00	-	-	2,000.00	🟢 100.0%
150-40-54300-42	PHYSICAL FITNESS EQUIPMENT (ASSET)	667.00	-	-	667.00	🟢 100.0%
	<b>Subtotal</b>	177,815.00	-	-	177,815.00	🟢 100.0%
<b>Operating Supplies</b>						
150-40-55100-41	EMS PARTS & SUPPLIES	5,000.00	-	1,390.16	3,609.84	🟢 72.2%
150-40-55440-42	PHYSICAL FITNESS TRAINING, TOOLS & SUPPLIES	500.00	-	-	500.00	🟢 100.0%
150-40-55480-42	SAFETY EQUIPMENT, PARTS & SUPPLIES	300.00	-	-	300.00	🟢 100.0%
150-40-56450-41	EMS MEDICAL SUPPLIES	198,000.00	24,850.07	100,942.04	97,057.96	🟡 49.0%
150-40-56460-41	EMS MEDICATION RESTOCK SUPPLIES	15,000.00	255.00	25,096.20	(10,096.20)	🔴 -67.3%
150-40-56500-41	COVID SUPPLIES	-	365.83	30,361.90	(30,361.90)	🔴 0.0%
150-40-57000-41	IMMUNIZATION CLINIC SUPPLIES	6,000.00	-	-	6,000.00	🟢 100.0%
150-40-57245-42	PPE REPLACEMENT	1,500.00	-	222.63	1,277.37	🟢 85.2%
	<b>Subtotal</b>	226,300.00	25,470.90	158,012.93	68,287.07	🔴 30.2%
<b>Operating Services</b>						
150-40-60040-41	BIO-HAZARD WASTE	2,000.00	279.91	737.29	1,262.71	🟢 63.1%
150-40-60700-12	TOWEL & LINEN SERVICES	2,730.00	314.69	1,325.10	1,404.90	🟢 51.5%
	<b>Subtotal</b>	4,730.00	594.60	2,062.39	2,667.61	🟢 56.4%
<b>Professional Services</b>						
150-40-61120-12	BAY DOOR MAINTENANCE	3,825.00	-	131.83	3,693.17	🟢 96.6%
150-40-61530-41	EMS CARDIAC MONITOR MAINT & SUPP	7,950.00	-	8,498.11	(548.11)	🔴 -6.9%
150-40-61650-12	INFECTION CONTROL MEDICAL EXAM SERVICE	1,000.00	-	-	1,000.00	🟢 100.0%
150-40-61800-41	IMAGE TREND ENHANCEMENTS	2,833.00	41.67	1,333.36	1,499.64	🟢 52.9%
	<b>Subtotal</b>	15,608.00	41.67	9,963.30	5,644.70	🔴 36.2%
<b>Training Services</b>						
150-40-64020-41	EMS CONFERENCES / OUTSIDE TRAINING	500.00	-	-	500.00	🟢 100.0%
150-40-64400-42	HEALTH, SAFETY, & WELLNESS TRNG & SUPPLIES	667.00	-	-	667.00	🟢 100.0%
	<b>Subtotal</b>	1,167.00	-	-	1,167.00	🟢 100.0%
	<b>Transport Services Operating Expense Total:</b>	425,620.00	26,107.17	170,038.62	255,581.38	🟢 60.0%
	<b>TOTAL TRANSPORT OPERATIONS</b>	2,004,272.00	147,884.32	928,397.09	1,075,874.91	🟢 53.7%





# Superstition Fire & Medical District Income Statement - Detail

For Fiscal: 2020-2021 Period Ending: 12/31/20

		Amended Total Budget	Current Month Actual	YTD Actual Activity	Forecasted Remaining Budget	% Budget Remaining
<b>DIVISION 50: COMMUNITY SERVICES / FIRE PREVENTION</b>						
	<b>Parts &amp; Supplies</b>					
150-50-56920-50	SAFETY & EDUCATION PROMOTIONAL MATERIALS	-	-	-	-	0.0% <span style="color: green;">●</span>
	<b>Professional Services</b>					
150-50-61370-50	COMMUNITY RELATIONS PRINTED MATERIALS	1,000.00	-	-	1,000.00	100.0% <span style="color: green;">●</span>
<b>TOTAL COMMUNITY SERVICES / FIRE PREVENTION</b>		<b>1,000.00</b>	<b>-</b>	<b>-</b>	<b>1,000.00</b>	<b>100.0%</b> <span style="color: green;">●</span>
<b>GRAND TOTAL TRANSPORT SERVICES FUND</b>		<b>\$ 3,585,291.15</b>	<b>\$ 299,670.23</b>	<b>\$ 1,661,012.81</b>	<b>\$ 1,924,278.34</b>	<b>53.7%</b> <span style="color: green;">●</span>
<b>Net Financial Sources (Uses):</b>		<b>\$ (199,437.15)</b>	<b>\$ (18,388.85)</b>	<b>\$ (35,059.43)</b>	<b>\$ (164,377.72)</b>	
<b>Beginning Unrestricted Fund Balance July 1, 2020</b>		<b>\$199,437.15</b>				



# Superstition Fire & Medical District Income Statement - Detail

For Fiscal: 2020-2021 Period Ending: 12/31/20

		Original Total Budget	Current Month Actual	YTD Actual Activity	Forecasted Remaining Budget	% Budget Remaining
<b>Fund: 200 - CAPITAL PROJECTS</b>						
<b>Revenue</b>						
<b>Direct Taxes</b>						
200-10-41000-10	REAL & SECURED PROPERTY TAXES	997,915.00	110,381.27	633,835.65	364,079.35	36.5%
200-10-41050-10	UNSECURED PERS PROPERTY TAXES	78,097.00	10,772.80	58,631.14	19,465.86	24.9%
200-10-41080-10	MARICOPA COUNTY PROPERTY TAXES	1,115.00	121.62	615.85	499.15	44.8%
200-10-41200-10	SRP CONTRIBUTIONS	28,565.00	-	14,207.85	14,357.15	50.3%
	<b>Subtotal</b>	<b>\$ 1,105,692.00</b>	<b>\$ 121,275.69</b>	<b>\$ 707,290.49</b>	<b>\$ 398,401.51</b>	<b>36.0%</b>
200-10-45700-10	INVESTMENT EARNINGS	10,000.00	289.31	2,247.56	7,752.44	77.5%
200-10-45900-10	OTHER INCOME	-	-	-	-	0.0%
200-80-48020-10	TRANSFER IN (150 FUND)	25,000.00	-	-	25,000.00	100.0%
200-80-48100-10	TRANSFER OUT (150 FUND)	-	-	-	-	0.0%
200-80-48100-10	TRANSFER OUT (400 FUND)	-	-	-	-	0.0%
200-90-49500-15	DISTRICT EQUIPMENT SALES	-	-	-	-	0.0%
	<b>Revenue Total:</b>	<b>\$ 1,140,692.00</b>	<b>\$ 121,565.00</b>	<b>\$ 709,538.05</b>	<b>\$ 431,153.95</b>	<b>37.8%</b>
<b>Expense</b>						
200-10-63000-10	ADMINISTRATIVE FEES	-	-	6.44	(6.44)	0.0%
200-10-63150-10	FINANCIAL RESERVE	732,049.74	0.80	2.59	732,047.15	100.0%
200-70-71002-25	BUILDINGS & SYSTEMS	36,538.00	-	5,435.00	31,103.00	85.1%
200-70-72240-20	VEHICLES / GENERAL PURPOSE	390,169.00	44,713.48	192,424.61	197,744.39	50.7%
200-70-72340-20	APPARATUS EQUIPMENT	147,667.00	-	5,265.71	142,401.29	96.4%
200-70-72510-15	COMM MICROWAVE UPGRADE	9,522.00	711.00	2,983.00	6,539.00	68.7%
200-70-52515-15	COMM SYSTEM SOFTWARE	21,000.00	-	21,011.00	(11.00)	-0.1%
200-70-72660-15	RADIO COMM EQUIP - PORTABLE	103,462.00	50,116.22	101,305.26	2,156.74	2.1%
200-70-72670-40	RADIO COMM EQUIP - WIRELESS	-	-	-	-	0.0%
200-70-72740-40	FIRE PROT EQUIP - SPECIALIZED	162,565.00	-	21,918.63	140,646.37	86.5%
200-70-72765-47	SCBA EQUIPMENT	-	-	-	-	0.0%
200-70-72770-47	SCBA PACKS & BOTTLES	7,250.00	-	-	7,250.00	100.0%
200-70-72800-40	THERMAL IMAGING CAMERAS	-	-	-	-	0.0%
200-70-73420-41	EMS CAPITAL EQUIPMENT	49,500.00	-	-	49,500.00	100.0%
200-70-73515-15	COMPUTER EQUIPMENT	30,000.00	-	-	30,000.00	100.0%
200-70-73520-15	COMPUTER SOFTWARE	33,484.00	-	-	33,484.00	100.0%
200-70-73540-15	FACILITY EQUIPMENT	-	-	-	-	0.0%
200-70-73700-41	TECHNICAL RESCUE EQUIPMENT	4,000.00	-	-	4,000.00	100.0%
200-70-73840-42	FITNESS EQUIPMENT	10,000.00	-	-	10,000.00	100.0%
	<b>Expense Total:</b>	<b>\$ 1,737,206.74</b>	<b>\$ 95,541.50</b>	<b>\$ 350,352.24</b>	<b>\$ 1,386,854.50</b>	<b>79.8%</b>
	<b>Net Financial Sources (Uses):</b>	<b>\$ (596,514.74)</b>	<b>\$ 26,023.50</b>	<b>\$ 359,185.81</b>	<b>\$ (557,299.04)</b>	
	<b>Beginning Restricted Fund Balance July 1, 2020</b>	<b>\$596,514.74</b>				



# Superstition Fire & Medical District Income Statement - Detail

For Fiscal: 2020-2021 Period Ending: 12/31/20

		Original Total Budget	Current Month Actual	YTD Actual Activity	Forecasted Remaining Budget	% Budget Remaining
<b>Fund: 400 - SPECIAL REVENUE</b>						
<b>Revenue</b>						
400-10-45700-10	INVESTMENT EARNINGS	600.00	23.22	204.53	395.47	65.9%
400-10-46700-10	GRANT - FIRE PREVENTION	-	-	-	-	0.0%
400-10-46750-10	GRANT - FEMA (SHARE)	-	-	-	-	0.0%
400-10-46750-10	GRANT - OTHER	-	-	8,193.56	(8,193.56)	0.0%
400-10-47020-41	AED DONATIONS	24,000.00	6,000.00	16,750.00	7,250.00	30.2%
400-10-47100-41	EMS CARDIAC DONATIONS	1,000.00	-	-	1,000.00	100.0%
400-10-47110-41	EMS EQUIPMENT DONATIONS	-	-	-	-	0.0%
400-10-47120-50	FIRE PREVENTION / PUBLIC EDUCATION	100.00	-	-	100.00	100.0%
400-10-47130-10	GENERAL DONATIONS	10,000.00	500.00	2,250.00	7,750.00	77.5%
400-80-48020-02	TRANSFER IN (200 Fund)	-	-	-	-	0.0%
400-80-48020-10	TRANSFER IN (100 Fund)	-	-	-	-	0.0%
400-80-48100-10	TRANSFER OUT (100 Fund)	-	-	-	-	0.0%
<b>Revenue Total:</b>		<b>\$ 35,700.00</b>	<b>\$ 6,523.22</b>	<b>\$ 27,398.09</b>	<b>\$ 8,301.91</b>	<b>23.3%</b>
<b>Expense</b>						
400-10-63000-10	ADMINISTRATIVE FEES	-	4.15	10.16	(10.16)	0.0%
400-10-63610-10	UNDESIGNATED INVESTMENT EARNINGS RES	356.98	-	-	356.98	100.0%
400-50-77250-50	AED DONATIONS - EXPENDITURES	25,000.00	4,403.16	12,661.03	12,338.97	49.4%
400-50-77260-50	EMS EQUIPMENT DONATIONS	-	-	-	-	0.0%
400-50-77270-50	FIRE PREVENTION / PUBLIC EDUCATION	-	-	-	-	0.0%
400-50-77280-50	GENERAL DONATIONS	25,000.00	-	3,482.70	21,517.30	86.1%
400-70-77510-41	EMS CARDIAC DONATIONS	38,000.00	-	-	38,000.00	100.0%
400-70-78700-10	GRANT - FIRE PREVENTION	-	-	-	-	0.0%
400-70-78800-10	GRANT - OTHER	-	1,621.50	7,790.79	(7,790.79)	0.0%
400-70-79440-10	FEMA GRANT (FEDERAL SHARE)	-	-	-	-	0.0%
<b>Expense Total:</b>		<b>\$ 88,356.98</b>	<b>\$ 6,028.81</b>	<b>\$ 23,944.68</b>	<b>\$ 64,412.30</b>	<b>72.9%</b>
<b>Net Financial Sources (Uses):</b>		<b>\$ (52,656.98)</b>	<b>\$ 494.41</b>	<b>\$ 3,453.41</b>	<b>\$ (56,110.39)</b>	
<b>Beginning Restricted Fund Balance July 1, 2019</b>		<b>\$52,656.98</b>				



# Superstition Fire & Medical District Income Statement - Detail

For Fiscal: 2020-2021 Period Ending: 12/31/20

		Original Total Budget	Current Month Actual	YTD Actual Activity	Forecasted Remaining Budget	% Budget Remaining
<b>Fund: 500 - DEBT RETIREMENT PRINCIPAL</b>						
<b>Revenue</b>						
500-10-41000-10	REAL & SECURED PROPERTY TAXES	492,571.00	57,228.26	328,426.48	164,144.52	33.3%
500-10-41050-10	UNSECURED PERS PROPERTY TAXES	38,549.00	5,703.38	30,623.58	7,925.42	20.6%
500-10-41200-10	SRP CONTRIBUTIONS	14,100.00	-	7,366.02	6,733.98	47.8%
500-10-45700-10	INVESTMENT EARNINGS	9,000.00	154.82	1,858.11	7,141.89	79.4%
	<b>Revenue Total:</b>	<b>\$ 554,220.00</b>	<b>\$ 63,086.46</b>	<b>\$ 368,274.19</b>	<b>\$ 185,945.81</b>	<b>33.6%</b>
<b>Expense</b>						
500-10-63150-10	FINANCIAL RESERVE	221,437.08	0.42	0.91	221,436.17	100.0%
500-60-70500-10	DEBT SERVICE EXPENDITURE - PRINCIPAL	571,000.00	-	-	571,000.00	100.0%
	<b>Expense Total:</b>	<b>792,437.08</b>	<b>0.42</b>	<b>0.91</b>	<b>\$ 792,436.17</b>	<b>100.0%</b>
	<b>Net Financial Sources (Uses):</b>	<b>(238,217.08)</b>	<b>\$ 63,086.04</b>	<b>\$ 368,273.28</b>	<b>\$ (606,490.36)</b>	
	<b>Beginning Restricted Fund Balance July 1, 2019</b>	<b>\$238,217.08</b>				

		Original Total Budget	Current Month Actual	YTD Actual Activity	Forecasted Remaining Budget	% Budget Remaining
<b>Fund: 600 - DEBT RETIREMENT INTEREST</b>						
<b>Revenue</b>						
600-10-41000-10	REAL & SECURED PROPERTY TAXES	106,577.00	9,135.81	52,034.96	54,542.04	51.2%
600-10-41050-10	UNSECURED PERS PROPERTY TAXES	8,341.00	998.54	5,220.46	3,120.54	37.4%
600-10-41200-10	SRP CONTRIBUTIONS	3,051.00	-	1,158.52	1,892.48	62.0%
600-10-45700-10	INVESTMENT EARNINGS	1,500.00	37.76	370.33	1,129.67	75.3%
	<b>Revenue Total:</b>	<b>\$ 119,469.00</b>	<b>\$ 10,172.11</b>	<b>\$ 58,784.27</b>	<b>\$ 60,684.73</b>	<b>50.8%</b>
<b>Expense</b>						
600-10-63150-10	FINANCIAL RESERVE	67,125.62	0.07	0.15	67,125.47	100.0%
600-60-70550-10	DEBT SERVICE EXPENDITURE - INTEREST	123,388.00	61,650.29	61,650.29	61,737.71	50.0%
	<b>Expense Total:</b>	<b>\$ 190,513.62</b>	<b>\$ 61,650.36</b>	<b>\$ 61,650.44</b>	<b>\$ 128,863.18</b>	<b>67.6%</b>
	<b>Net Financial Sources (Uses):</b>	<b>\$ (71,044.62)</b>	<b>\$ (51,478.25)</b>	<b>\$ (2,866.17)</b>	<b>\$ (68,178.45)</b>	
	<b>Beginning Restricted Fund Balance July 1, 2019</b>	<b>\$71,044.62</b>				

# Superstition Fire & Medical District Monthly Pinal County Treasurer's Bank Account Reconciliation

## 100 General Fund

### Reconciliation References:

- A Previous month's bank ending balance / current month's bank beginning balance
- B Interest Income
- C Current month's Pinal County real property tax receipts
- D Current month's Pinal County personal property tax receipts
- E Current month's Contributions Fire Assistance (FDAT)
- F Current month's Maricopa County tax receipts
- G Current month's deposits
- H Current month's Accounts Payable disbursements
- I Current month's Payroll disbursements
- J Payroll wire service fees
- K Current month's revenue transfer to 200 Fund
- L Current month's refunded interest
- M Current month's bank ending balance
- N Accounts Payable checks outstanding at month-end
- O Deposit at bank, not in book
- P Payroll clearing account balance at month-end
- Q Cash Balance per G/L Balance Sheet
- R Chase MasterCard credit card payment – warrant #1102030582 (paid 11/18/2020)





**Superstition Fire & Medical District  
General (Fund 100) Cash Reconciliation  
Fiscal Year 2020 - 2021  
12/31/2020**

	Deposits (Cash Receipts)	Cash Disbursements	Refunded Taxes	Book Balance
Book Balance as of: 12/1/2020				4,009,197.27 <b>(A)</b>
<b>Activity During the Month</b>				
Journal Entries:				
Interest Income (Expense):	700.91			700.91 <b>(B)</b>
Cash Receipts				
Real Estate Taxes				1,434,939.63 <b>(C)</b>
Personal Property Taxes				142,671.46 <b>(D)</b>
SRP Contributions				0.00 <b>(E)</b>
FDAT				18,922.08 <b>(F)</b>
Maricopa County Taxes				1,702.62 <b>(G)</b>
Deposits				
Revenue Transfer				11,462.48 <b>(G)</b>
				0.00
Cash Disbursements				
A) Accounts Payable Activity		(163,458.37)		(163,458.37) <b>(H)</b>
B) Payroll Activity		(932,873.58)		(932,873.58) <b>(I)</b>
C) Payroll Wire Fees		(50.00)		(50.00) <b>(J)</b>
D) Stop Payment Fee				-
D) Transfer In / Out		(121.62)		(121.62) <b>(K)</b>
D) Transfer In / Out				-
D) Transfer In / Out				-
E) Refund Interest		(10.39)		(10.39) <b>(L)</b>
	<u>\$1,610,399.18</u>	<u>(1,096,513.96)</u>		<u>4,523,082.49</u>
<b>Pinal County Bank Balance</b>				
Ending Bank Balance as of: 12/31/2020				4,533,152.87 <b>(M)</b>
Less: Line of Credit Advances				0.00
Less: Line of Credit Interest				0.00
Plus: Line of Credit Payments				0.00
Less: Outstanding Warrants				
		A/P	(165,813.55)	
		Payroll		(165,813.55) <b>(N)</b>
Less: Deposit at Bank/not in Book				(320.00) <b>(O)</b>
				0.00
				0.00
				0.00
				<u>4,367,019.32</u>
				100.00 <b>(P)</b>
				100.00
				<u>4,367,219.32</u>
Prepared by: <u>[Signature]</u> 1/8/21				Balance per B/S 4,367,219.32 <b>(Q)</b>
Reviewed by: <u>[Signature]</u> 1/11/21				Difference 0.00



Pinal County Treasurer

Monthly Statement

Date Range: 12/1/2020 to 12/31/2020

Account	Period	YTD		
<b>6116421001</b>	<b>Superstition Fire &amp; Medical District</b>			
Begin Balance:	(A) 4,009,197.27	1,885,110.56		
Income:	1,610,277.56	11,165,835.49		
LOC Advance:	.00	299,983.32		
Expense:	(1,086,321.96)	(8,517,793.18)	LOC:	.00
LOC Payments:	.00	(299,983.32)	Warrants Outstanding:	(165,813.55)
Cash Balance:	(M) 4,533,152.87	4,533,152.87	End:	4,367,339.32

Monthly Statement Summary

Source Code	Description	MTDAmount	YTDAmount
<b>6116421001</b>	<b>Superstition Fire &amp; Medical District</b>	<b>Beginning Balance:</b> 4,009,197.27	1,885,110.56
11100.2010	2010 Real Estate Taxes	.00	1.77
11100.2011	2011 Real Estate Taxes	.00	1.89
11100.2012	2012 Real Estate Taxes	.00	2.04
11100.2013	2013 Real Estate Taxes	.00	2.37
11100.2014	2014 Real Estate Taxes	.00	2.55
11100.2015	2015 Real Estate Taxes	.00	(1,102.27)
11100.2016	2016 Real Estate Taxes	.00	(3,492.11)
11100.2017	2017 Real Estate Taxes	.00	(4,083.38)
11100.2018	2018 Real Estate Taxes	2.43	61.20
11100.2019	2019 Real Estate Taxes	22,378.03	92,295.57
11100.2020	2020 Real Estate Taxes	1,412,559.17	8,151,572.00
12100.2007	2007 Personal Property Taxes	.00	55.22
12100.2008	2008 Personal Property Taxes	.00	45.22
12100.2009	2009 Personal Property Taxes	.00	52.39
12100.2010	2010 Personal Property Taxes	108.75	155.98
12100.2011	2011 Personal Property Taxes	204.89	464.05
12100.2012	2012 Personal Property Taxes	201.96	651.98
12100.2013	2013 Personal Property Taxes	287.07	570.28
12100.2014	2014 Personal Property Taxes	504.38	1,153.60
12100.2015	2015 Personal Property Taxes	570.81	2,298.34
12100.2016	2016 Personal Property Taxes	760.61	3,669.12
12100.2017	2017 Personal Property Taxes	874.62	2,719.28
12100.2018	2018 Personal Property Taxes	1,670.95	(15,534.38)
12100.2019	2019 Personal Property Taxes	2,769.80	18,076.45
12100.2020	2020 Personal Property Taxes	134,717.62	756,874.83
14100.0	Salt River Contribution	.00	184,702.61
15130.0	Contributions Fire Assistance	18,922.08	400,000.00
15150.0	Maricopa County Tax Collection	1,702.62	10,404.78
21100.43	Wells Fargo Trust Investment Interest	.57	1.44
21100.46	Wells Fargo Investment Investment Interest	95.51	655.65
21100.47	WF Money Market Investment Interest	12.98	151.81
21100.48	WF Brokerage Account Investment Interest	93.28	93.69
21100.55	Multi-Bank Securities Investment Interest	.00	510.64
21100.70	Vining Sparks Investment Interest	427.02	4,506.90
21100.80	Stifel Nicolaus & Company Investment Interest	71.55	1,289.30
73160.0	Deposits	11,462.48	1,254,791.63
73750.0	Revenue Transfer	(121.62)	2,229.73
76100.0	Line of Credit Advance	.00	299,983.32

(C) \$1,434,939.63

(D) \$142,671.44

(E)  
(F)

(B) \$700.91

(G)  
(K)



Pinal County Treasurer

Monthly Statement

Date Range: 12/1/2020 to 12/31/2020

90400.0	Refund Interest		(10.39)	(42.89)
90930.0	Warrants Redeemed	(H)	(163,458.37)	(1,604,698.75)
91010.0	Line of Credit Payments		.00	(299,983.32)
91020.0	Line of Credit Interest Payment		.00	(475.82)
91220.0	Disbursed by County Treasurer		(922,803.20)	(6,612,267.40)
91280.0	Outgoing Wire Fee		(40.00)	(260.00)
91290.0	Outgoing Wire Surcharge	(J) \$50 <sup>00</sup>	(10.00)	(65.00)
<b>Ending Balance:</b>			<b>4,533,152.87</b>	<b>4,533,152.87</b>

Monthly Statement Detail

Date	Notes	Doc #	Amount	C/D
<b>6116421001 Superstition Fire &amp; Medical District</b>			<b>Beginning Balance: 4,009,197.27</b>	
11100.2018	2018 Real Estate Taxes		Source Code Total: 2.43	
12/18	Tax Distribution	0	2.43	C
11100.2019	2019 Real Estate Taxes		Source Code Total: 22,378.03	
12/01	Tax Distribution	0	305.05	C
12/03	Tax Distribution	0	397.53	C
12/04	Tax Distribution	0	243.70	C
12/07	Tax Distribution	0	28.87	C
12/07	Tax Distribution	0	4.99	C
12/08	Tax Distribution	0	995.76	C
12/09	Tax Distribution	0	247.52	C
12/09	Tax Distribution	0	104.14	C
12/09	Tax Distribution	0	95.04	C
12/10	Tax Distribution	0	109.51	C
12/11	Tax Distribution	0	1.14	C
12/11	Tax Distribution	0	125.38	C
12/14	Tax Distribution	0	62.94	C
12/14	Tax Distribution	0	803.38	C
12/15	Tax Distribution	0	246.54	C
12/16	Tax Distribution	0	1.22	C
12/16	Tax Distribution	0	391.19	C
12/17	Tax Distribution	0	244.13	C
12/17	Tax Distribution	0	.01	C
12/18	Tax Distribution	0	553.03	C
12/18	Tax Distribution	0	448.16	C
12/21	Tax Distribution	0	766.32	C
12/22	Tax Distribution	0	200.89	C
12/23	Tax Distribution	0	8,363.50	C
12/23	Tax Distribution	0	675.36	C
12/24	Tax Distribution	0	414.39	C
12/24	Tax Distribution	0	73.73	C
12/28	Tax Distribution	0	57.60	C
12/28	Tax Distribution	0	111.63	C
12/29	Tax Distribution	0	40.03	C
12/29	Tax Distribution	0	279.02	C
12/29	Tax Distribution	0	9.32	C
12/30	Tax Distribution	0	(67.38)	C
12/30	Tax Distribution	0	4,146.09	C
12/30	Tax Distribution	0	538.51	C
12/31	Tax Distribution	0	640.25	C
12/31	Tax Distribution	0	719.54	C
11100.2020	2020 Real Estate Taxes		Source Code Total: 1,412,559.17	
12/01	Tax Distribution	0	7,345.67	C
12/01	Tax Distribution	0	14,545.98	C
12/01	Tax Distribution	0	4,592.55	C

Handwritten notes: +6739, 2244546

Handwritten note: 1/10/21

Handwritten note: 14091, 3143

Handwritten note: 141273154



Pinal County Treasurer

Monthly Statement

Date Range: 12/1/2020 to 12/31/2020

12/01 Tax Distribution	0	3,992.97	C
12/01 Tax Distribution	0	12,756.60	C
12/02 Tax Distribution	0	4,764.62	C
12/02 Tax Distribution	0	11,192.57	C
12/02 Tax Distribution	0	22,708.95	C
12/02 Tax Distribution	0	13,019.59	C
12/02 Tax Distribution	0	1,717.08	C
12/03 Tax Distribution	0	3,604.86	C
12/03 Tax Distribution	0	1,931.09	C
12/03 Tax Distribution	0	11,398.79	C
12/03 Tax Distribution	0	11,180.33	C
12/04 Tax Distribution	0	10,066.55	C
12/04 Tax Distribution	0	22,019.82	C
12/04 Tax Distribution	0	6,574.72	C
12/07 Tax Distribution	0	3,237.01	C
12/07 Tax Distribution	0	6,785.41	C
12/07 Tax Distribution	0	9,381.62	C
12/08 Tax Distribution	0	12,406.32	C
12/08 Tax Distribution	0	62,152.05	C
12/08 Tax Distribution	0	8,233.71	C
12/08 Tax Distribution	0	4,841.72	C
12/08 Tax Distribution	0	39,171.44	C
12/09 Tax Distribution	0	29,170.40	C
12/09 Tax Distribution	0	8,631.23	C
12/09 Tax Distribution	0	25,191.32	C
12/09 Tax Distribution	0	32,325.19	C
12/10 Tax Distribution	0	11,388.88	C
12/10 Tax Distribution	0	18,130.36	C
12/10 Tax Distribution	0	2,394.37	C
12/11 Tax Distribution	0	15,136.14	C
12/11 Tax Distribution	0	12,679.29	C
12/11 Tax Distribution	0	2,567.06	C
12/11 Tax Distribution	0	56,079.48	C
12/14 Tax Distribution	0	13,118.25	C
12/14 Tax Distribution	0	50,799.44	C
12/14 Tax Distribution	0	8,911.15	C
12/15 Tax Distribution	0	(140.94)	C
12/15 Tax Distribution	0	4,297.72	C
12/15 Tax Distribution	0	7,611.89	C
12/15 Tax Distribution	0	38,397.46	C
12/15 Tax Distribution	0	19,210.65	C
12/16 Tax Distribution	0	10,798.40	C
12/16 Tax Distribution	0	16,055.96	C
12/16 Tax Distribution	0	11,738.99	C
12/17 Tax Distribution	0	24,108.18	C
12/17 Tax Distribution	0	28,016.68	C
12/17 Tax Distribution	0	8,719.22	C
12/17 Tax Distribution	0	16,192.65	C
12/18 Tax Distribution	0	11,291.96	C
12/18 Tax Distribution	0	21,551.95	C
12/21 Tax Distribution	0	9,988.13	C
12/21 Tax Distribution	0	9,891.19	C
12/22 Tax Distribution	0	4,322.45	C
12/22 Tax Distribution	0	77,240.60	C
12/22 Tax Distribution	0	29,490.36	C
12/23 Tax Distribution	0	32,032.96	C
12/23 Tax Distribution	0	38,619.89	C



Pinal County Treasurer

Monthly Statement

Date Range: 12/1/2020 to 12/31/2020

12/23 Tax Distribution	0	2,034.63	C
12/24 Tax Distribution	0	22,334.97	C
12/24 Tax Distribution	0	46,762.66	C
12/24 Tax Distribution	0	21,100.69	C
12/28 Tax Distribution	0	16,705.54	C
12/28 Tax Distribution	0	7,036.86	C
12/28 Tax Distribution	0	6,413.83	C
12/28 Tax Distribution	0	17,588.02	C
12/28 Tax Distribution	0	46,617.95	C
12/29 Tax Distribution	0	3,554.37	C
12/29 Tax Distribution	0	5,093.28	C
12/29 Tax Distribution	0	13,741.49	C
12/29 Tax Distribution	0	7,313.05	C
12/29 Tax Distribution	0	18,661.19	C
12/30 Tax Distribution	0	(31.43)	C
12/30 Tax Distribution	0	16,816.92	C
12/30 Tax Distribution	0	25,061.44	C
12/30 Tax Distribution	0	11,869.34	C
12/30 Tax Distribution	0	12,863.93	C
12/30 Tax Distribution	0	7,862.42	C
12/31 Tax Distribution	0	13,350.67	C
12/31 Tax Distribution	0	8,591.34	C
12/31 Tax Distribution	0	50,827.21	C
12/31 Tax Distribution	0	14,807.87	C
<b>12100.2010 2010 Personal Property Taxes</b>		<b>Source Code Total: 108.75</b>	
12/02 Tax Distribution	0	95.84	C
12/07 Tax Distribution	0	12.91	C
<b>12100.2011 2011 Personal Property Taxes</b>		<b>Source Code Total: 204.89</b>	
12/02 Tax Distribution	0	196.56	C
12/07 Tax Distribution	0	8.33	C
<b>12100.2012 2012 Personal Property Taxes</b>		<b>Source Code Total: 201.96</b>	
12/02 Tax Distribution	0	179.07	C
12/29 Tax Distribution	0	22.89	C
<b>12100.2013 2013 Personal Property Taxes</b>		<b>Source Code Total: 287.07</b>	
12/02 Tax Distribution	0	201.70	C
12/10 Tax Distribution	0	4.62	C
12/29 Tax Distribution	0	4.84	C
12/31 Tax Distribution	0	75.91	C
<b>12100.2014 2014 Personal Property Taxes</b>		<b>Source Code Total: 504.38</b>	
12/02 Tax Distribution	0	217.81	C
12/03 Tax Distribution	0	.15	C
12/03 Tax Distribution	0	4.68	C
12/07 Tax Distribution	0	35.73	C
12/08 Tax Distribution	0	147.97	C
12/10 Tax Distribution	0	27.69	C
12/11 Tax Distribution	0	40.21	C
12/31 Tax Distribution	0	30.14	C
<b>12100.2015 2015 Personal Property Taxes</b>		<b>Source Code Total: 570.81</b>	
12/02 Tax Distribution	0	205.33	C
12/03 Tax Distribution	0	4.68	C
12/07 Tax Distribution	0	28.01	C
12/08 Tax Distribution	0	121.15	C
12/10 Tax Distribution	0	39.32	C
12/11 Tax Distribution	0	38.07	C
12/14 Tax Distribution	0	20.55	C
12/15 Tax Distribution	0	8.81	C
12/16 Tax Distribution	0	35.91	C





Pinal County Treasurer

Monthly Statement

Date Range: 12/1/2020 to 12/31/2020

12/18 Tax Distribution	0	39.40	C
12/31 Tax Distribution	0	29.58	C
12100.2016 2016 Personal Property Taxes		Source Code Total: 760.61	
12/02 Tax Distribution	0	206.05	C
12/03 Tax Distribution	0	4.78	C
12/07 Tax Distribution	0	196.89	C
12/10 Tax Distribution	0	39.33	C
12/11 Tax Distribution	0	35.95	C
12/14 Tax Distribution	0	41.48	C
12/15 Tax Distribution	0	74.57	C
12/15 Tax Distribution	0	56.10	C
12/16 Tax Distribution	0	35.85	C
12/18 Tax Distribution	0	39.49	C
12/31 Tax Distribution	0	30.12	C
12100.2017 2017 Personal Property Taxes		Source Code Total: 874.62	
12/02 Tax Distribution	0	206.06	C
12/03 Tax Distribution	0	4.77	C
12/07 Tax Distribution	0	73.98	C
12/08 Tax Distribution	0	119.71	C
12/10 Tax Distribution	0	16.93	C
12/10 Tax Distribution	0	19.46	C
12/11 Tax Distribution	0	33.79	C
12/11 Tax Distribution	0	53.96	C
12/14 Tax Distribution	0	41.60	C
12/15 Tax Distribution	0	74.58	C
12/15 Tax Distribution	0	49.53	C
12/16 Tax Distribution	0	35.85	C
12/17 Tax Distribution	0	20.46	C
12/18 Tax Distribution	0	8.14	C
12/18 Tax Distribution	0	39.49	C
12/21 Tax Distribution	0	9.97	C
12/23 Tax Distribution	0	21.93	C
12/28 Tax Distribution	0	14.29	C
12/31 Tax Distribution	0	30.12	C
12100.2018 2018 Personal Property Taxes		Source Code Total: 1,670.95	
12/02 Tax Distribution	0	97.75	C
12/02 Tax Distribution	0	12.79	C
12/02 Tax Distribution	0	206.05	C
12/03 Tax Distribution	0	4.77	C
12/07 Tax Distribution	0	177.85	C
12/08 Tax Distribution	0	41.36	C
12/09 Tax Distribution	0	17.00	C
12/10 Tax Distribution	0	42.66	C
12/11 Tax Distribution	0	31.62	C
12/14 Tax Distribution	0	136.70	C
12/15 Tax Distribution	0	82.44	C
12/15 Tax Distribution	0	9.87	C
12/16 Tax Distribution	0	59.32	C
12/18 Tax Distribution	0	38.84	C
12/21 Tax Distribution	0	9.96	C
12/23 Tax Distribution	0	21.52	C
12/23 Tax Distribution	0	389.31	C
12/23 Tax Distribution	0	187.23	C
12/28 Tax Distribution	0	55.03	C
12/31 Tax Distribution	0	30.14	C
12/31 Tax Distribution	0	18.74	C
12100.2019 2019 Personal Property Taxes		Source Code Total: 2,769.80	

270896

13916



Pinal County Treasurer

Monthly Statement

Date Range: 12/1/2020 to 12/31/2020

12/02 Tax Distribution	0	370.44	C
12/02 Tax Distribution	0	38.36	C
12/02 Tax Distribution	0	252.00	C
12/03 Tax Distribution	0	18.97	C
12/03 Tax Distribution	0	8.86	C
12/04 Tax Distribution	0	115.08	C
12/07 Tax Distribution	0	175.68	C
12/08 Tax Distribution	0	34.74	C
12/08 Tax Distribution	0	(39.16)	C
12/08 Tax Distribution	0	67.14	C
12/09 Tax Distribution	0	55.35	C
12/09 Tax Distribution	0	69.94	C
12/10 Tax Distribution	0	128.58	C
12/11 Tax Distribution	0	30.18	C
12/14 Tax Distribution	0	4.88	C
12/14 Tax Distribution	0	373.20	C
12/15 Tax Distribution	0	72.15	C
12/15 Tax Distribution	0	9.11	C
12/16 Tax Distribution	0	146.54	C
12/17 Tax Distribution	0	13.57	C
12/18 Tax Distribution	0	.78	C
12/18 Tax Distribution	0	38.22	C
12/21 Tax Distribution	0	90.97	C
12/22 Tax Distribution	0	39.27	C
12/23 Tax Distribution	0	28.81	C
12/23 Tax Distribution	0	176.92	C
12/23 Tax Distribution	0	101.15	C
12/24 Tax Distribution	0	4.07	C
12/28 Tax Distribution	0	10.10	C
12/28 Tax Distribution	0	53.95	C
12/29 Tax Distribution	0	170.87	C
12/30 Tax Distribution	0	30.78	C
12/31 Tax Distribution	0	65.75	C
12/31 Tax Distribution	0	12.55	C
12100.2020 2020 Personal Property Taxes		Source Code Total: 134,717.62	
12/01 Tax Distribution	0	1,066.86	C
12/01 Tax Distribution	0	1,722.90	C
12/01 Tax Distribution	0	1,126.90	C
12/01 Tax Distribution	0	757.99	C
12/01 Tax Distribution	0	1,142.15	C
12/02 Tax Distribution	0	815.75	C
12/02 Tax Distribution	0	1,317.84	C
12/02 Tax Distribution	0	2,195.36	C
12/02 Tax Distribution	0	1,490.60	C
12/02 Tax Distribution	0	3.92	C
12/03 Tax Distribution	0	49.96	C
12/03 Tax Distribution	0	137.25	C
12/03 Tax Distribution	0	1,136.32	C
12/03 Tax Distribution	0	764.45	C
12/04 Tax Distribution	0	231.76	C
12/04 Tax Distribution	0	3,593.42	C
12/04 Tax Distribution	0	1,306.07	C
12/07 Tax Distribution	0	422.29	C
12/07 Tax Distribution	0	1,658.00	C
12/07 Tax Distribution	0	1,846.90	C
12/08 Tax Distribution	0	1,864.33	C
12/08 Tax Distribution	0	1,386.77	C

4112  
166264  
7985  
5600

1185971  
13655733



Pinal County Treasurer

Monthly Statement

Date Range: 12/1/2020 to 12/31/2020

12/08 Tax Distribution	0	(41.12)	C
12/08 Tax Distribution	0	317.46	C
12/08 Tax Distribution	0	4,038.48	C
12/09 Tax Distribution	0	3,146.91	C
12/09 Tax Distribution	0	823.83	C
12/09 Tax Distribution	0	3,272.98	C
12/09 Tax Distribution	0	2,062.34	C
12/10 Tax Distribution	0	1,254.02	C
12/10 Tax Distribution	0	1,493.30	C
12/10 Tax Distribution	0	(1,662.64)	C
12/10 Tax Distribution	0	616.05	C
12/11 Tax Distribution	0	901.62	C
12/11 Tax Distribution	0	1,179.78	C
12/11 Tax Distribution	0	468.15	C
12/11 Tax Distribution	0	968.29	C
12/14 Tax Distribution	0	1,036.12	C
12/14 Tax Distribution	0	1,110.60	C
12/14 Tax Distribution	0	2,989.71	C
12/15 Tax Distribution	0	157.10	C
12/15 Tax Distribution	0	2,035.32	C
12/15 Tax Distribution	0	7,209.64	C
12/15 Tax Distribution	0	2,878.35	C
12/16 Tax Distribution	0	2,023.75	C
12/16 Tax Distribution	0	1,583.98	C
12/16 Tax Distribution	0	1,719.64	C
12/17 Tax Distribution	0	1,464.63	C
12/17 Tax Distribution	0	3,247.97	C
12/17 Tax Distribution	0	504.30	C
12/17 Tax Distribution	0	895.36	C
12/18 Tax Distribution	0	633.98	C
12/18 Tax Distribution	0	2,545.88	C
12/21 Tax Distribution	0	1,092.46	C
12/21 Tax Distribution	0	1,501.52	C
12/22 Tax Distribution	0	1,007.77	C
12/22 Tax Distribution	0	8,048.21	C
12/22 Tax Distribution	0	1,281.50	C
12/23 Tax Distribution	0	(79.85)	C
12/23 Tax Distribution	0	1,704.46	C
12/23 Tax Distribution	0	7,890.11	C
12/23 Tax Distribution	0	291.58	C
12/24 Tax Distribution	0	1,483.27	C
12/24 Tax Distribution	0	1,561.71	C
12/24 Tax Distribution	0	1,508.89	C
12/28 Tax Distribution	0	1,886.76	C
12/28 Tax Distribution	0	1,356.90	C
12/28 Tax Distribution	0	1,464.44	C
12/28 Tax Distribution	0	5,087.98	C
12/29 Tax Distribution	0	229.89	C
12/29 Tax Distribution	0	1,020.37	C
12/29 Tax Distribution	0	2,186.83	C
12/29 Tax Distribution	0	735.85	C
12/29 Tax Distribution	0	571.88	C
12/29 Tax Distribution	0	1,871.93	C
12/30 Tax Distribution	0	(56.10)	C
12/30 Tax Distribution	0	2,649.85	C
12/30 Tax Distribution	0	2,578.33	C
12/30 Tax Distribution	0	512.82	C



Pinal County Treasurer

Monthly Statement

Date Range: 12/1/2020 to 12/31/2020

12/30 Tax Distribution	0	410.97	C
12/30 Tax Distribution	0	1,366.94	C
12/31 Tax Distribution	0	3,696.16	C
12/31 Tax Distribution	0	1,065.57	C
12/31 Tax Distribution	0	1,153.46	C
12/31 Tax Distribution	0	721.59	C
15130.0 Contributions Fire Assistance		Source Code Total: 18,922.08	
12/01 Fire District Assistance Tax 0.251800	0	1,130.82	C
12/02 Fire District Assistance Tax 0.251800	0	1,451.59	C
12/03 Fire District Assistance Tax 0.251800	0	829.80	C
12/04 Fire District Assistance Tax 0.251800	0	1,170.37	C
12/07 Fire District Assistance Tax 0.251800	0	558.22	C
12/08 Fire District Assistance Tax 0.251800	0	2,521.63	C
12/09 Fire District Assistance Tax 0.251800	0	1,710.97	C
12/10 Fire District Assistance Tax 0.251800	0	1,361.49	C
12/11 Fire District Assistance Tax 0.251800	0	1,118.97	C
12/14 Fire District Assistance Tax 0.251800	0	885.88	C
12/15 Fire District Assistance Tax 0.251800	0	1,996.42	C
12/16 Fire District Assistance Tax 0.251800	0	629.66	C
12/17 Fire District Assistance Tax 0.251800	0	1,114.00	C
12/18 Fire District Assistance Tax 0.251800	0	991.18	C
12/21 Fire District Assistance Tax 0.251800	0	774.65	C
12/22 Fire District Assistance Tax 0.251800	0	676.43	C
15150.0 Maricopa County Tax Collection		Source Code Total: 1,702.62	
12/15 Superstition Fire Proceeds from Maricopa Co Wired	0	1,702.62	C
21100.43 Wells Fargo Trust Investment Interest		Source Code Total: .57	
12/02 Investment Interest	0	.57	C
21100.46 Wells Fargo Investment Investment Interest		Source Code Total: 95.51	
12/16 Investment Interest	0	31.60	C
12/17 Investment Interest	0	12.07	C
12/30 Investment Interest	0	51.84	C
21100.47 WF Money Market Investment Interest		Source Code Total: 12.98	
12/01 Investment Interest	0	12.98	C
21100.48 WF Brokerage Account Investment Interest		Source Code Total: 93.28	
12/01 Investment Interest	0	68.55	C
12/03 Investment Interest	0	24.73	C
21100.70 Vining Sparks Investment Interest		Source Code Total: 427.02	
12/02 Investment Interest	0	33.83	C
12/04 Investment Interest	0	137.61	C
12/08 Investment Interest	0	23.20	C
12/21 Investment Interest	0	131.98	C
12/23 Investment Interest	0	38.02	C
12/28 Investment Interest	0	62.38	C
21100.80 Stifel Nicolaus & Company Investment Interest		Source Code Total: 71.55	
12/08 Investment Interest	0	30.93	C
12/16 Investment Interest	0	40.62	C
73160.0 Deposits		Source Code Total: 11,462.48	
12/16 100.10.43540.10 K Matthews/inv 6221/ck 2008	0	6.00	C
12/16 100.10.42600.10 IAS Tucson /inv 6203/ck 114	0	20.00	C
12/16 100.10.42600.10 Terry Fong, PLLC/inv 6205/ck 1112	0	20.00	C
12/16 100.10.42600.10 Zachar Law / inv 6204/ck 2533	0	20.00	C
12/16 100.10.42600.10 Goldberg & Osborne/inv 6198/68345	0	20.00	C
12/16 100.10.42600.10 Hastings&Hastings/inv 6197/56106	0	20.00	C
12/16 100.10.42700.50 FirstBaptistChurch/Inv 6196/c 2028	0	100.00	C
12/16 100.10.53965.10 J Suniga /inv 6210/ck 292	0	323.78	C
12/16 100.10.53965.10	0	664.45	C
12/16 100.10.53965.10 P Bourgeois/inv 6178/ck 4232	0	1,355.82	C



Pinal County Treasurer

Monthly Statement

Date Range: 12/1/2020 to 12/31/2020

12/16 100.10.53965.10 J Suniga/inv 6180/ck 291	0	473.78	C
12/16 100.10.53965.10 D Montgomery/inv 6177/ck 7719	0	590.15	C
12/16 100.10.53965.10 PSPRS/inv 6201/ck 212163	0	1,073.51	C
12/16 100.10.53965.10 J Kevin/inv 6206/ck 629008524	0	300.00	C
12/16 100.10.43300.50 City of AJ/inv 618,635/ck 212201	0	200.00	C
12/16 100.10.42025.10 DeptOfForestry/inv 6211/ck 9815068	0	4,520.25	C
12/16 100.10.53710.10 Nationwide/inv 6213/ck 5511637559	0	180.48	C
12/16 100.10.45900.10 J DeBellvue/inv 6202/CASH A	0	10.00	C
12/16 100.10.45900.10 J Wright /inv 6199/CASH B	0	10.00	C
12/17 WIRED MONEY TO GENERAL FUND	0	20.00	C
12/23 WIRED MONEY TO GENERAL FUND	0	320.00	C
12/30 100.10.45900.12 SRC Oil/inv 6223/ck 13268	0	1.80	C
12/30 100.10.43300.50 CITOAJ/inv 534/ck 212333	0	100.00	C
12/30 100.10.42700.50 FireworksPro ofAZ/inv 6215/ck 2128	0	350.00	C
12/30 100.10.42200.41 Antenna Sites /inv 6230/ck 20509	0	762.46	C
73750.0 Revenue Transfer		Source Code Total: (121.62)	
12/16 Maricopa Taxes Share Transfer with 200 Fund	0	(121.62)	C
90400.0 Refund Interest		Source Code Total: (10.39)	
12/03 167879 100-33-01007 2020 Adjustment/Corr Refund	167879	(1.02)	D
12/08 167909 T99-82-39659 2019 Adjustment/Corr Refund	167909	(.20)	D
12/08 167909 T99-82-39659 2020 Adjustment/Corr Refund	167909	(.19)	D
12/10 167978 B99-96-82436 2020 Adjustment/Corr Refund	167978	(3.16)	D
12/10 167983 B98-00-01001 2020 Adjustment/Corr Refund	167983	(5.82)	D
92300.0 Warrants Redeemed		Source Code Total: (163,458.37)	
12/01 Paid Warrants	0	(3,449.24)	D
12/02 Paid Warrants	0	(6,830.21)	D
12/03 Paid Warrants	0	(15,947.61)	D
12/04 Paid Warrants	0	(2,210.59)	D
12/07 Paid Warrants	0	(576.00)	D
12/08 Paid Warrants	0	(9,629.49)	D
12/09 Paid Warrants	0	(6,444.42)	D
12/10 Paid Warrants	0	(882.81)	D
12/11 Paid Warrants	0	(1,514.22)	D
12/14 Paid Warrants	0	(100.00)	D
12/15 Paid Warrants	0	(32,206.33)	D
12/16 Paid Warrants	0	(6,807.29)	D
12/17 Paid Warrants	0	(2,517.81)	D
12/21 Paid Warrants	0	(11,637.04)	D
12/22 Paid Warrants	0	(2,154.97)	D
12/23 Paid Warrants	0	(19,941.00)	D
12/24 Paid Warrants	0	(1,409.32)	D
12/28 Paid Warrants	0	(5,348.49)	D
12/29 Paid Warrants	0	(2,161.24)	D
12/30 Paid Warrants	0	(8,279.78)	D
12/31 Paid Warrants	0	(23,410.51)	D
91220.0 Disbursed by County Treasurer		Source Code Total: (922,803.20)	
12/10 Fire Employees Payroll Direct Deposit	0	(252,115.47)	D
12/10 Fire District Federal & State P/R Taxes	0	(56,720.39)	D
12/10 Fire Distric 457, union dues, pac	0	(47,652.27)	D
12/10 Fire HSA	0	(8,796.76)	D
12/10 Fire PSPRS	0	(98,433.93)	D
12/10 Fire ASRS	0	(8,771.66)	D
12/22 Fire Employees Payroll Direct Deposit	0	(238,440.51)	D
12/22 Fire District Federal & State P/R Taxes	0	(53,801.64)	D
12/22 Fire District 457, union dues, pac	0	(47,139.33)	D
12/22 Fire HSA	0	(8,287.38)	D
12/22 Fire PSPRS	0	(93,827.48)	D



Pinal County Treasurer

Monthly Statement

Date Range: 12/1/2020 to 12/31/2020

12/22 Fire ASRS	0	(8,816.38) D
91280.0 Outgoing Wire Fee		Source Code Total: (40.00)
12/10 Wire Transfer Chg P/R	0	(20.00) D
12/22 Wire Transfer Chg P/R	0	(20.00) D
91290.0 Outgoing Wire Surcharge		Source Code Total: (10.00)
12/10 Wire Transfer Chg P/R	0	(5.00) D
12/22 Wire Transfer Chg P/R	0	(5.00) D

6116421001 Superstition Fire & Medical District **Ending Balance: 4,533,152.87**

**Warrant Detail**

Payee Name	Warrant	Amount	Issue Dt	Status	Voucher
<b>6116421001 Superstition Fire &amp; Medical District</b>					
					Account Total: 329,271.92

Fund: 1102

Fund Total: 315,838.87

Status: OUTS


Status Total: 165,813.55 D

PHOENIX TECHNOLOGY SOLUTIONS	1102030504	66.00	10/21/20	10/21/20	
AHS RESCUE LLC	1102030520	3,702.17	10/28/20	10/28/20	
APACHE JUNCTION UNIFIED	1102030642	5,332.56	12/16/20	12/16/20	
CITY OF APACHE JUNCTION	1102030651	3,665.56	12/16/20	12/16/20	
GREEN & BAKER LTD	1102030658	3,780.00	12/16/20	12/16/20	
RALPH ANDERSEN & ASSOCIATES	1102030669	11,866.66	12/16/20	12/16/20	
SECRETARY OF STATE	1102030670	86.00	12/16/20	12/16/20	
AA COOLING AND HEATING LLC	1102030679	2,561.31	12/28/20	12/29/20	
W/ UTILITY UTILITIES COMM FD DBA	1102030680	43.26	12/28/20	12/29/20	
ARIZONA WATER COMPANY, INC.	1102030681	742.73	12/28/20	12/29/20	
ARIZONA PPE RECON, INC.	1102030682	1,359.50	12/28/20	12/29/20	
AT&T CORP	1102030684	976.63	12/28/20	12/29/20	
BOUND TREE MEDICAL LLC	1102030685	5,408.53	12/28/20	12/29/20	
BPCWS, PLLC	1102030686	5,972.40	12/28/20	12/29/20	
CITY OF MESA	1102030687	15,096.24	12/28/20	12/29/20	
DELTA DENTAL OF ARIZONA	1102030688	5,656.24	12/28/20	12/29/20	
DELTA DENTAL INSURANCE COMPANY	1102030689	337.69	12/28/20	12/29/20	
EAST VALLEY WELLNESS CENTER	1102030690	675.00	12/28/20	12/29/20	
FIRST CALL AUTO & INDUSTRIAL	1102030691	378.10	12/28/20	12/29/20	
LIBERTY WATER COMPANY, INC.	1102030692	49.24	12/28/20	12/29/20	
LIBERTY WATER COMPANY, INC.	1102030693	91.80	12/28/20	12/29/20	
TEAM MARATHON FITNESS, INC.	1102030694	350.00	12/28/20	12/29/20	
SEAN MATUSZEWSKI	1102030695	412.80	12/28/20	12/29/20	
PINAL COUNTY ELECTIONS DEPT	1102030696	200.00	12/28/20	12/29/20	
PITNEY BOWES	1102030697	93.68	12/28/20	12/29/20	
GARY A. SMITH, MD, PLLC	1102030698	7,500.00	12/28/20	12/29/20	
STANDARD INSURANCE COMPANY	1102030699	5,418.55	12/28/20	12/29/20	
SUPERSTITION MOUNTAINS CFD #1	1102030700	171.60	12/28/20	12/29/20	
TOSHIBA BUSINESS SOLUTIONS, INC	1102030701	172.16	12/28/20	12/29/20	
MATLICK ENTERPRISES INC DBA	1102030702	825.61	12/28/20	12/29/20	
UNITED HEALTHCARE INSURANCE CO	1102030703	81,728.07	12/28/20	12/29/20	
UNITED STATES POSTAL SERVICE	1102030704	250.00	12/28/20	12/29/20	
VISION SERVICE PLAN	1102030705	843.46	12/28/20	12/29/20	

Status: PAID

Status Total: 150,025.32

DAVID DELP DBA	1102030535	79.90	11/10/20	12/01/20	
APACHE JUNCTION UNIFIED	1102030537	5,282.29	11/10/20	12/16/20	
AHS RESCUE LLC	1102030539	128.69	11/10/20	12/11/20	
JERRY R HANSEN	1102030554	532.00	11/10/20	12/11/20	
WELLS BANK, INC.	1102030562	1,142.94	11/10/20	12/01/20	
ANDREW TRYON	1102030569	39.44	11/10/20	12/17/20	
ARIZONA FORESTRY DIVISION	1102030580	403.04	11/18/20	12/04/20	
PROPHET NETWORK INTEGRATION, INC	1102030592	477.49	11/18/20	12/08/20	
RYAN RODRIQUEZ	1102030596	258.00	11/18/20	12/01/20	
AETNA BEHAVIORAL HEALTH, LLC	1102030601	814.08	11/24/20	12/08/20	
ALLIED WASTE TRANS, INC.	1102030602	520.00	11/24/20	12/02/20	
WATER UTILITIES COMM FD DBA	1102030603	63.32	11/24/20	12/04/20	



Pinal County Treasurer

Monthly Statement

Date Range: 12/1/2020 to 12/31/2020

ARIZONA WATER COMPANY, INC.	1102030604	219.23	11/24/20	12/04/20
AT&T CORP	1102030605	977.83	11/24/20	12/03/20
CARDINAL ROOFING, INC.	1102030606	500.00	11/24/20	12/17/20
COOKSON DOOR SALES OF AZ, INC	1102030607	1,343.50	11/24/20	12/03/20
DELTA DENTAL OF ARIZONA	1102030608	5,682.70	11/24/20	12/03/20
DELTA DENTAL INSURANCE COMPANY	1102030609	337.69	11/24/20	12/02/20
DONNOE & ASSOCIATES, INC	1102030610	1,350.00	11/24/20	12/02/20
LIBERTY WATER COMPANY, INC.	1102030611	45.06	11/24/20	12/01/20
LIBERTY WATER COMPANY, INC.	1102030612	85.67	11/24/20	12/01/20
GREEN & BAKER LTD	1102030613	576.00	11/24/20	12/07/20
MESA DISCOUNT, INC	1102030614	2,493.31	11/24/20	12/03/20
RIGHT AWAY DISPOSAL, LLC	1102030615	286.30	11/24/20	12/03/20
MATLICK ENTERPRISES INC DBA	1102030617	4,622.52	11/24/20	12/02/20
VISION SERVICE PLAN	1102030618	795.74	11/24/20	12/08/20
STRYKER SALES CORPORATION	1102030619	5,163.97	11/24/20	12/03/20
ARIZONA WATER COMPANY, INC.	1102030620	259.43	12/02/20	12/11/20
AZ DPS	1102030621	22.00	12/02/20	12/21/20
ARIZONA PPE RECON, INC.	1102030622	100.00	12/02/20	12/14/20
ARIZONAWATERCONDITIONING DBA	1102030623	421.89	12/02/20	12/10/20
BENCHMARK INSURANCE COMPANY	1102030624	30,368.66	12/02/20	12/15/20
EAST VALLEY WELLNESS CENTER	1102030625	675.00	12/02/20	12/09/20
FREIGHTLINER OF ARIZONA, LLC	1102030626	1,230.25	12/02/20	12/08/20
GINCO PLUMBING LLC	1102030627	1,726.14	12/02/20	12/08/20
GLOBAL EQUIPMENT CO	1102030628	1,522.34	12/02/20	12/09/20
JACOB A LINDSTROM	1102030629	770.00	12/02/20	12/17/20
MATLICK PEST CONTROL	1102030630	381.37	12/02/20	12/09/20
MEDIACOM	1102030631	4,232.68	12/02/20	12/08/20
MEDIACOM	1102030632	353.11	12/02/20	12/08/20
PROPHET NETWORK INTEGRATION,IN	1102030633	289.32	12/02/20	12/10/20
SALT RIVER PROJECT	1102030634	3,275.35	12/02/20	12/09/20
SOUTHWEST GAS CORPORATION	1102030635	159.10	12/02/20	12/11/20
SUPERSTITION MOUNTAINS CFD #1	1102030636	171.60	12/02/20	12/10/20
MATLICK ENTERPRISES INC DBA	1102030637	590.36	12/02/20	12/09/20
CINDY ELBERT INSURANCE SERVICE	1102030638	207.00	12/02/20	12/11/20
JEROME R HANSEN	1102030639	228.00	12/02/20	12/11/20
AA COOLING AND HEATING LLC	1102030640	1,119.99	12/16/20	12/24/20
AMERIGAS PROPANE LP	1102030641	54.80	12/16/20	12/29/20
WATER UTILITIES COMM FD DBA	1102030643	194.47	12/16/20	12/29/20
ARIZONA WATER COMPANY, INC.	1102030644	191.92	12/16/20	12/28/20
ARIZONA PPE RECON, INC.	1102030645	259.00	12/16/20	12/23/20
BANNER OCCUPATIONAL HEALTH	1102030646	130.00	12/16/20	12/22/20
BRENDEN ESPIE	1102030647	83.33	12/16/20	12/24/20
JENNIFER BURKE	1102030648	270.83	12/16/20	12/22/20
CHASE	1102030649	6,191.28	12/16/20	12/23/20
CITY OF MESA	1102030652	240.66	12/16/20	12/28/20
COOKSON DOOR SALES OF AZ, INC	1102030653	1,241.00	12/16/20	12/28/20
EMPIRE SOUTHWEST, LLC	1102030654	197.28	12/16/20	12/30/20
FIRST CALL AUTO & INDUSTRIAL	1102030655	1,057.76	12/16/20	12/30/20
FREIGHTLINER OF ARIZONA, LLC	1102030656	1,754.14	12/16/20	12/22/20
GINCO PLUMBING LLC	1102030657	11,615.04	12/16/20	12/21/20
HAWKEYE ENGRAVING AND PLASTICS	1102030659	216.61	12/16/20	12/29/20
IMAGE TREND, INC.	1102030660	21,248.84	12/16/20	12/31/20
JEROME R HANSEN	1102030661	532.00	12/16/20	12/29/20
JACOB CURTIS & SONS	1102030662	250.61	12/16/20	12/28/20
MEDIACOM	1102030663	86.63	12/16/20	12/28/20
CADWELL IRREVOCABLE TRUST III	1102030664	264.33	12/16/20	12/23/20
PROPHET NETWORK INTEGRATION,IN	1102030665	4,320.44	12/16/20	12/30/20
THE PREPLANNERS, LLC	1102030666	2,000.00	12/16/20	12/30/20
PHOENIX TECHNOLOGY SOLUTIONS	1102030667	66.00	12/16/20	12/24/20
CENTURYLINK	1102030668	704.30	12/16/20	12/30/20
WEX BANK, INC.	1102030671	992.26	12/16/20	12/23/20
SUPERSTITION SAFETY SERV, LLC	1102030672	140.00	12/16/20	12/24/20
MATLICK ENTERPRISES INC DBA	1102030673	10,433.40	12/16/20	12/23/20



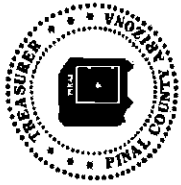


Pinal County Treasurer

Monthly Statement

Date Range: 12/1/2020 to 12/31/2020

UNIFIRST CORPORATION	1102030676	1,163.36	12/16/20	12/29/20	
VERIZON WIRELESS SERVICES LLC	1102030677	1,800.73	12/16/20	12/23/20	
Fund: 1103					Fund Total: 13,433.05
Status: PAID					Status Total: 13,433.05
AZ FF RETIREE HEALTH TRUST FUND	1103018284	1,525.00	11/27/20	12/04/20	
SUPPORT PAYMENT CLEARINGHOUSE	1103018285	1,837.67	11/27/20	12/01/20	
AZ FF RETIREE HEALTH TRUST FUND	1103018286	1,525.00	12/11/20	12/16/20	
SUPPORT PAYMENT CLEARINGHOUSE	1103018287	1,837.67	12/11/20	12/15/20	
BENJAMIN L YOUNG	1103018288	1,208.37	12/11/20	12/17/20	
STEVEN R SCHAEKEN	1103018289	2,161.67	12/23/20	12/31/20	
AZ FF RETIREE HEALTH TRUST FUND	1103018290	1,500.00	12/23/20	12/28/20	
SUPPORT PAYMENT CLEARINGHOUSE	1103018291	1,837.67	12/23/20	12/28/20	
	Count	Amount			
Total OUTS:	33	165,813.55			
Total PAID:	85	163,458.37			



# Pinal County Treasurer Treasurer Receipt

Control No. 355995  
 Receipt No. 289913

Receipt Date: 12/15/2020      Cash: \$0.00      Submitted By: McMinn, Linette  
 Total Amount: \$1,702.62      Check: \$0.00      Department: PC Treasurer  
 Revised Date: No Change Made      Wire/Direct Deposit: \$1,702.62      Posted By: Rosamaria Velazquez  
 Credit Card: \$0.00

GL	Source	Cost	Object	Subsid	Subsid	Subled	Type	Notes	Amount
6116421001	15150.0							Superstition Fire Proceeds from Maricopa Co Wired 12/15/2020	\$1,702.62

$$\begin{array}{r} \text{JE 1205} \\ \underline{\hspace{2em}} \\ \text{100} \end{array}$$
  

$$\begin{array}{r} \text{158100} \\ \underline{\hspace{2em}} \\ \text{12162} \end{array}$$

CASH RECEIPTS

December 2020 M & O DEPOSITS

Date	Control #	Amount	Account #	Description
12/16/2020		10.00	100.10.45900.10	J DeBelvue/inv 6202/CASH A ✓
		10.00	100.10.45900.10	J Wright /inv 6189/CASH B ✓
		6.00	100.10.43540.10	K Matthews/inv 6221/ck 2008 ✓
		20.00	100.10.42600.10	JAS Tucson /inv 6203/ck 114 ✓
		20.00	100.10.42600.10	Terry Fong, PLLC/inv 6205/ck 1112 ✓
		20.00	100.10.42600.10	Zachar Law / inv 6204/ck 2533 ✓
		20.00	100.10.42600.10	Goldberg & Osborne/inv 6188/68345 ✓
		20.00	100.10.42600.10	Hastings&Hastings/inv 6197/56106 ✓
		100.00	100.10.42700.50	FirstBaptistChurch/inv 6196/c 20281 ✓
		323.78	100.10.53965.10	J Suniga /inv 6210/ck 292 ✓
		664.45	100.10.53965.10	P Perkins/inv 6209/ck 5487 ✓
		1,355.82	100.10.53965.10	P Bourgeois/inv 6178/ck 4232 ✓
		473.78	100.10.53965.10	J Suniga/inv 6180/ck 291 ✓
		560.15	100.10.53965.10	D Montgomery/inv 6177/ck 7719 ✓
		1,073.51	100.10.53965.10	PSPRS/inv 6201/ck 212163 ✓
		300.00	100.10.53965.10	J Kevin/inv 6206/ck 629008524 ✓
		200.00	100.10.43300.50	City of A./inv 618,635/ck 212201 ✓
	4,520.25	100.10.42025.10	DeptOfForestry/inv 6211/ck 9815068 ✓	
	160.48	100.10.53710.10	Nationwide/inv 6213/ck 5511637559 ✓	
		<b>9,908.22</b>		
12/17/2020		20.00	100.10.42500.50	Sun Life Family Health Center / Inv 6220 /cc ✓
		20.00		Wire transfer ✓
12/23/2020		100.00		Healthy Minds of Arizona/inv 6225/cc ✓
		20.00		T French / inv 6224 /cc ✓
		200.00		Arizona Verde Fire Protection / inv 6222 / cc ✓
		<b>320.00</b>		
12/30/2020		1.60	100.10.45900.12	SRC Oil/inv 6223/ck 13268 ✓
		100.00	100.10.43300.50	CITOA./inv 534/ck 212333 ✓
		350.00	100.10.42700.50	FireworksPro ofAZ/inv 6215/ck 2128 ✓
		762.46	100.10.42200.41	Antenna Sites /inv 6230/ck 20509 ✓
		<b>1,214.26</b>		
December 2020 Totals			<b>11,462.48</b>	

G-1

G-2

NOT IN C/M/A G-3

G-1

G

**Superstition Fire & Medical District**  
AR Payment Register (Detail)

Bank ID: Equal To D

Check No. / Payment ID	Payee Name / Customer Name	Invoice No. / Account Number	Amount Paid
<b>BANK: D - M &amp; O GENERAL FUND CHECKING</b>			
<b>DEPOSIT: 2,900      DATE: 12/02/20</b>			
CASH	(ONETIMECUST)	Cash Invoice : 006202	\$10.00 \$10.00
		<b>CASH TOTAL:</b>	<u>\$10.00</u> ✓
0114	(ONETIMECUST)	Check Invoice : 006203	\$20.00 \$20.00
		<b>CHECK # 0114 TOTAL:</b>	<u>\$20.00</u> ✓
2533	(ONETIMECUST)	Check Invoice : 006204	\$20.00 \$20.00
		<b>CHECK # 2533 TOTAL:</b>	<u>\$20.00</u> ✓
1112	(ONETIMECUST)	Check Invoice : 006205	\$20.00 \$20.00
		<b>CHECK # 1112 TOTAL:</b>	<u>\$20.00</u> ✓
		<b>DEPOSIT 2,900 TOTAL:</b>	<u>\$70.00</u>
<b>DEPOSIT: 2,901      DATE: 12/15/20</b>			
2008	(ONETIMECUST)	Check Invoice : 006221	\$6.00 \$6.00
		<b>CHECK # 2008 TOTAL:</b>	<u>\$6.00</u> ✓
		<b>DEPOSIT 2,901 TOTAL:</b>	<u>\$6.00</u>
<b>SIT: 2,902      DATE: 12/16/20</b>			
6210	J Suniga/inv 6210/ck 292 John Suniga (SUNIJ)	Check Invoice : 006210	\$323.78 \$323.78
		<b>CHECK # 6210 TOTAL:</b>	<u>\$323.78</u> ✓
5487	P Perkins/inv 6209/ck 5487 Paul Perkins (PERKP) Paul Perkins (PERKP)	Check Invoice : 006209 Invoice : 006209	\$664.45 \$653.33 \$11.12
		<b>CHECK # 5487 TOTAL:</b>	<u>\$664.45</u> ✓
4232	P Bourgeois/inv 6178/ck 4232 Paul Bourgeois (BOUP)	Check Invoice : 006178	\$1,355.82 \$1,355.82
		<b>CHECK # 4232 TOTAL:</b>	<u>\$1,355.82</u> ✓
291	J Suniga/inv 6180/ck 291 John Suniga (SUNIJ) John Suniga (SUNIJ)	Check Invoice : 006180 Invoice : 006180	\$473.78 \$442.69 \$31.09
		<b>CHECK # 291 TOTAL:</b>	<u>\$473.78</u> ✓
7719	D Montgomery/inv 6177/ck 7719 Dave Montgomery (MONTD)	Check Invoice : 006177	\$590.15 \$590.15
		<b>CHECK # 7719 TOTAL:</b>	<u>\$590.15</u> ✓
212163	PSPRS/inv 6201/ck 212163 Public Safety Retirement Sys. (PSPRS/COBRA) Public Safety Retirement Sys. (PSPRS/COBRA) Public Safety Retirement Sys. (PSPRS/COBRA) Public Safety Retirement Sys. (PSPRS/COBRA) Public Safety Retirement Sys. (PSPRS/COBRA) Public Safety Retirement Sys. (PSPRS/COBRA) Public Safety Retirement Sys. (PSPRS/COBRA)	Check Invoice : 006201 Invoice : 006201 Invoice : 006201 Invoice : 006201 Invoice : 006201 Invoice : 006201 Invoice : 006201	\$1,073.51 \$260.00 \$143.51 \$260.00 \$196.82 \$63.18 \$118.91 \$31.09
		<b>CHECK # 212163 TOTAL:</b>	<u>\$1,073.51</u> ✓
629008524	J Kevin/inv 6206/ck 629008524 John Kevin (KEVINJO) John Kevin (KEVINJO)	Check Invoice : 006206 Invoice : 006206	\$300.00 \$299.18 \$0.82
		<b>CHECK # 629008524 TOTAL:</b>	<u>\$300.00</u> ✓
212201	CITOAJ/inv 618,635/ck 212201	Check	\$200.00

**Superstition Fire & Medical District**

**AR Payment Register (Detail)**

Bank ID: Equal To D

Check No. / Payment ID	Payee Name / Customer Name	Invoice No. / Account Number	Amount Paid
<b>BANK: D - M &amp; O GENERAL FUND CHECKING</b>			
<b>DEPOSIT: 2,902</b>	<b>DATE: 12/16/20</b>		<b>(CONTINUED)</b>
	City of Apache Junction (CITOAJ)	Invoice : 2020-618	\$100.00
	City of Apache Junction (CITOAJ)	Invoice : 2020-635	\$100.00
		<b>CHECK # 212201 TOTAL:</b>	<b>\$200.00</b> ✓
9815068	AZForestry/inv 6211/ck 9815068	Check	\$4,520.25
	AZ Department of Forestry (AZFORFM)	Invoice : 006211	\$3,559.50
	AZ Department of Forestry (AZFORFM)	Invoice : 006211	\$960.75
		<b>CHECK # 9815068 TOTAL:</b>	<b>\$4,520.25</b> ✓
5511637559	Nationwide/inv 6213/5511637559	Check	\$180.48
	(ONETIMECUST)	Invoice : 006213	\$180.48
		<b>CHECK # 5511637559 TOTAL:</b>	<b>\$180.48</b> ✓
		<b>DEPOSIT 2,902 TOTAL:</b>	<b>\$9,882.22</b>
<b>DEPOSIT: 2,903</b>	<b>DATE: 12/17/20</b>		
85445363	Sun Life Family HC/inv 6220/cc	Credit Card	\$20.00
	(ONETIMECUST)	Invoice : 006220	\$20.00
		<b>CREDIT CARD # 85445363 TOTAL:</b>	<b>\$20.00</b> ✓
		<b>DEPOSIT 2,903 TOTAL:</b>	<b>\$20.00</b>
<b>DEPOSIT: 2,905</b>	<b>DATE: 12/30/20</b>		
13268	SRC Oil / inv 6223 /ck 13268	Check	\$1.80
	(ONETIMECUST)	Invoice : 006223	\$1.80
		<b>CHECK # 13268 TOTAL:</b>	<b>\$1.80</b>
212333	City of AJ/inv 534/ck 212333	Check	\$100.00
	City of Apache Junction (CITOAJ)	Invoice : 2020-00534	\$100.00
		<b>CHECK # 212333 TOTAL:</b>	<b>\$100.00</b>
2128	Firework Pro/inv 6215/ck 2128	Check	\$350.00
	(ONETIMECUST)	Invoice : 006215	\$350.00
		<b>CHECK # 2128 TOTAL:</b>	<b>\$350.00</b>
20509	AntennaSites/inv 6230/ck 20509	Check	\$762.46
	Antenna Sites, Inc. (ANTSIT)	Invoice : 006230	\$762.46
		<b>CHECK # 20509 TOTAL:</b>	<b>\$762.46</b>
		<b>DEPOSIT 2,905 TOTAL:</b>	<b>\$1,214.26</b>
		<b>TOTAL FOR BANK ID: D</b>	<b>\$10,992.48</b>
		<b>GRAND TOTAL OF ALL CHECKS:</b>	<b>\$10,962.48</b>
		<b>GRAND TOTAL OF ALL CREDIT CARDS:</b>	<b>\$20.00</b>
		<b>GRAND TOTAL OF ALL CASH:</b>	<b>\$10.00</b>
		<b>GRAND TOTAL OF ALL EFT:</b>	<b>\$0.00</b>
		<b>GRAND TOTAL OF ALL PAYMENTS:</b>	<b>\$10,992.48</b>
		<b>GRAND TOTAL OF ALL ADJUSTMENTS:</b>	<b>\$0.00</b>
		<b>COMBINED TOTAL:</b>	<b>\$10,992.48</b>

*CYMA*  
*At bank not in CYMA*  
*Now in trans.*

10,000.00	✓
320.00	✓
100.00	✓
1,572.48	✓

(G-1)



# Pinal County Treasurer Pending Treasurer Receipt

Control No. 356098

Treasurer's Office Use

Receipt No.:

Posted By:

Receipt Date: 12/17/2020      Cash: \$0.00      Submitted By: JenniferBurke 1  
 Total Amount: \$20.00      Check: \$0.00      Department: Superstition Fire & Medical District  
                                  Wire/Direct Deposit: \$20.00  
                                  Credit Card: \$0.00

GL	Source	Cost	Object	Subsid	Subled	Type	Notes	Amount
6116421001	73160.0						WIRED MONEY TO GENERAL FUND	\$20.00

G.2



Control No. 356302

# Pinal County Treasurer Pending Treasurer Receipt

Treasurer's Office Use

Receipt No.:

Posted By:

Receipt Date: 12/23/2020    Cash: \$0.00    Submitted By: JenniferBurke1  
 Total Amount: \$320.00    Check: \$0.00    Department: Superstition Fire & Medical District  
                                  Wire/Direct Deposit: \$320.00  
                                  Credit Card: \$0.00

GL	Source	Cost	Object	Subsid	Subled	Type	Notes	Amount
6116421001	73160.0						WIRED MONEY TO GENERAL FUND	\$320.00

6-3



Superstition Fire Medical District  
GL Account Ledger - Detail By Period  
12/1/2020 through 12/31/2020

Batch	Journal	Entry #	Date	Job	Document	Description	Debits	Credits	Balance
100-10-10150-10									
	PR	782626	12/11/20		18286 - 47116	Payroll All Freq 12/6/2020	-	304,338.78	(\$5,728,349.89)
17964	J	782685	12/11/20		RE70	Paydate 121120 RcIs	-	56,720.39	(6,032,688.67)
17964	J	782692	12/11/20		RE70	Paydate 121120 RcIs	-	8,796.76	(6,089,409.06)
17964	J	782697	12/11/20		RE70	Paydate 121120 RcIs	-	98,433.93	(6,098,205.82)
17964	J	782699	12/11/20		RE70	Paydate 121120 RcIs	-	8,771.66	(6,196,639.75)
17981	PR	783395	12/23/20		18289 - 47301	Payroll All Freq 12/20/2020	-	291,079.18	(6,205,411.41)
17984	J	783488	12/25/20		RE70	Paydate 122520 RcIs	-	53,801.64	(6,496,490.59)
17984	J	783495	12/25/20		RE70	Paydate 122520 RcIs	-	8,287.38	(6,550,292.23)
17984	J	783500	12/25/20		RE70	Paydate 122520 RcIs	-	93,827.48	(6,558,579.61)
17984	J	783502	12/25/20		RE70	Paydate 122520 RcIs	-	8,816.38	(6,652,407.09)
						<b>PAYROLL ACCOUNT TOTALS:</b>	<b>\$0.00</b>	<b>\$932,873.58</b>	<b>(\$6,661,223.47)</b>
						<b>TOTAL OF LEDGER:</b>	<b>\$0.00</b>	<b>\$932,873.58</b>	<b>(\$6,661,223.47)</b>

(T)

# Commercial Checking Acct Public Funds

Account number: 4121535058 ■ December 1, 2020 - December 31, 2020 ■ Page 1 of 3

WELLS  
FARGO

SUPERSTITION FIRE & MEDICAL DISTRICT  
PAYROLL CLEARING ACCT  
565 N IDAHO RD  
APACHE JUNCTION AZ 85119-4014

## Questions?

Call your Customer Service Officer or Client Services  
**1-800-AT WELLS** (1-800-289-3557)  
5:00 AM TO 6:00 PM Pacific Time Monday - Friday

Online: [wellsfargo.com](http://wellsfargo.com)

Write: Wells Fargo Bank, N.A. (182)  
PO Box 63020  
San Francisco, CA 94163

## Account summary

### Commercial Checking Acct Public Funds

Account number	Beginning balance	Total credits	Total debits	Ending balance
4121535058	\$105,639.35	\$1,051,514.82	-\$1,157,054.17	\$100.00

## Credits

### Electronic deposits/bank credits

Effective date	Posted date	Amount	Transaction detail
	12/10	538,489.09	WT Seq#87235 Pinal County /Org=Pinal County Treasurer Srff# Gw00000038219875 Trn#201210087235 Rfb# 7218
	12/22	513,025.73	WT Seq181067 Pinal County /Org=Pinal County Treasurer Srff# Gw00000038530680 Trn#201222181067 Rfb# 7241
		<b>\$1,051,514.82</b>	<b>Total electronic deposits/bank credits</b>
		<b>\$1,051,514.82</b>	<b>Total credits</b>

## Debits

### Electronic debits/bank debits

Effective date	Posted date	Amount	Transaction detail
	12/02	105,492.71	< Business to Business ACH Debit - Psprs Web Pay 201201 1144 Superstition Fire & ME
	12/02	76.64	< Business to Business ACH Debit - Psprs Web Pay 201201 1144 Superstition Fire & ME
	12/11	252,115.47	ACH Origination - Superstition Fir - File 1860311208 Coid 1860311208
	12/11	47,652.27	ACH Origination - Superstition Fir - File 1860311208 Coid 1860311208
	12/11	32,107.34	ACH Origination - Superstition Fir - File 1860311208 Coid 1860311208
	12/11	5,551.11	ACH Origination - Superstition Fir - File 1860311208 Coid 1860311208
	12/11	21,756.64	Retirement Rcr Sweb Pymnt xxxxx7357 Primary Account
	12/11	10,299.59	Healthequity Inc Healthequi 10 Dec 82581 Superstition Fire & ME
	12/11	58,872.52	< Business to Business ACH Debit - IRS Usatxpymt 121120 220074684738512 Superstition Fire & ME

**Electronic debits/bank debits (continued)**

Effective date	Posted date	Amount	Transaction detail
	12/11	11,700.22	< Business to Business ACH Debit - AZ Dept of Rev Ccddir.Dbt xxxxx3092 Superstition Fire & ME
	12/15	98,329.69	< Business to Business ACH Debit - Psprs Web Pay 201214 1144 Superstition Fire & ME
	12/15	74.24	< Business to Business ACH Debit - Psprs Web Pay 201214 1144 Superstition Fire & ME
	12/23	238,440.51	ACH Origination - Superstition Fir - File 1860311208 Coid 1860311208
	12/23	47,139.33	ACH Origination - Superstition Fir - File 1860311208 Coid 1860311208
	12/23	30,994.11	ACH Origination - Superstition Fir - File 1860311208 Coid 1860311208
	12/23	5,551.11	ACH Origination - Superstition Fir - File 1860311208 Coid 1860311208
	12/23	21,013.12	Retirement Rcr Sweb Pymnt xxxxx3757 Primary Account
	12/23	9,790.21	Healthequity Inc Healthequi 22 Dec 82581 Superstition Fire & ME
	12/23	55,185.56	< Business to Business ACH Debit - IRS Usataxpynt 122320 220075853432907 Superstition Fire & ME
	12/23	11,084.30	< Business to Business ACH Debit - AZ Dept of Rev Ccddir.Dbt xxxxx3092 Superstition Fire & ME
	12/24	93,756.36	< Business to Business ACH Debit - Psprs Web Pay 201223 1144 Superstition Fire & ME
	12/24	71.12	< Business to Business ACH Debit - Psprs Web Pay 201223 1144 Superstition Fire & ME
		<b>\$1,157,054.17</b>	<b>Total electronic debits/bank debits</b>

**\$1,157,054.17 Total debits**

< **Business to Business ACH:** If this is a business account, this transaction has a return time frame of one business day from post date. This time frame does not apply to consumer accounts.

**Daily ledger balance summary**

Date	Balance	Date	Balance	Date	Balance
11/30	105,639.35	12/11	98,503.93	12/23	93,927.48
12/02	70.00	12/15	100.00	12/24	100.00
12/10	538,559.09	12/22	513,125.73		
<b>Average daily ledger balance</b>		<b>\$53,139.59</b>			



**IMPORTANT ACCOUNT INFORMATION**

**Regulation D and Wells Fargo withdrawal and transfer restrictions on all savings accounts (including money market deposit accounts) have been discontinued.**

The Federal Reserve Board recently removed Regulation D's six transaction limit on certain withdrawals and transfers from savings accounts (including money market deposit accounts), and allowed banks to suspend enforcement of that limit at each bank's discretion. Your Commercial Account Agreement states that both Regulation D and Wells Fargo limit certain types of withdrawals and transfers from a savings account (or a money market deposit account) to a combined total of six per calendar month or statement cycle. This message is to advise you that these limits were

---

removed in May 2020. We have also discontinued charging the related excess activity fees, and have ceased account conversions and account closures related to the six withdrawal or transfer limit.

While it will take a period of time to update our disclosures and other materials, the changes described above apply to your account immediately and allow you to make withdrawals and transfers, including online and mobile, from your savings account without regard to the previous limit of six transactions. If you have any questions about your account, please call the phone number at the top of your statement.

1/8/21  
8:20:34 AM

Superstition Fire & Medical District  
Balance Sheet  
As of 12/31/2020  
FUND: (100) General Fund

Assets

Current Assets

Fund Cash - General (M&O)	\$11,028,342.79	} 4,367,219.32
Payroll Account	(6,661,223.47)	
Petty Cash - Accounting	100.00	
Due From other funds	1,486,492.00	
Total Current Assets	<u>1,486,492.00</u>	\$5,853,711.32

Total Assets

\$5,853,711.32

Liabilities and Equity

Current Liabilities

Disability Insurance-Voluntary Long Term	\$(2,655.77)	
Life Insurance - Voluntary Supplemental	(1,916.72)	
AFLAC	4,540.31	
Total Current Liabilities	<u>4,540.31</u>	<u>\$(32.18)</u>

Total Liabilities

\$(32.18)

Equity

Fund Balance - General Fund	\$3,117,104.66	
Current Year Profit/Loss	2,736,638.84	
Total Equity	<u>2,736,638.84</u>	<u>5,853,743.50</u>

Total Liabilities and Equity

\$5,853,711.32



Manage your account online at: [www.chase.com/cardhelp](http://www.chase.com/cardhelp)

Customer Service: 1-800-945-2028

Mobile: Download the Chase Mobile app today

January 2021						
S	M	T	W	T	F	S
27	28	29	30	31	1	2
3	4	5	6	7	8	9
10	11	12	13	14	15	16
17	18	19	20	21	22	23
24	25	26	27	28	29	30
31	1	2	3	4	5	6

New Balance  
**\$11,430.46**  
 Minimum Payment Due  
**\$2,286.00**  
 Payment Due Date  
**01/04/21**

**Late Payment Warning:** If we do not receive your minimum payment by the due date, you may have to pay a late fee, and existing and new balances may become subject to the Default APR.  
**Minimum Payment Warning:** Enroll in Auto-Pay and avoid missing a payment. To enroll, go to [www.chase.com](http://www.chase.com)

### ACCOUNT SUMMARY

Account Number: 4246 3152 5232 6481

Previous Balance	\$13,969.01
Payment, Credits	-\$13,969.01
Purchases	+\$11,430.46
Cash Advances	\$0.00
Balance Transfers	\$0.00
Fees Charged	\$0.00
Interest Charged	\$0.00
<b>New Balance</b>	<b>\$11,430.46</b>
Opening/Closing Date	11/11/20 - 12/10/20
Credit Limit	\$50,000
Available Credit	\$38,569
Cash Access Line	\$2,500
Available for Cash	\$2,500
<b>Past Due Amount</b>	<b>\$0.00</b>
<b>Balance over the Credit Limit</b>	<b>\$0.00</b>

100F (B)  
 \$6,191<sup>28</sup>

VENDOR # Chasen  
 ACCOUNT # \_\_\_\_\_  
 APPROVAL DATE PAID 12/16/20  
 WARRANT # \_\_\_\_\_  
 30649

000001 FIB33339 C 1 Y 9 10 20/12/10 Page 1 of 3 08630 MA DA 24927 3451000010002482701

CHASE **ink.**  
 P.O. BOX 15123  
 WILMINGTON, DE 19850-5123  
 For Undeliverable Mail Only

42463152523264810022860001143046000000005

Payment Due Date: 01/04/21  
 New Balance: \$11,430.46  
 Minimum Payment: \$2,286.00  
 Account number: 4246 3152 5232 6481

\$ \_\_\_\_\_ Amount Enclosed  
 Make/Mail to Chase Card Services at the address below:

24927 BEX 9 34520 C  
 ROGER WOOD  
 SUPERSTITION FIRE  
 365 N IDAHO RD  
 APACHE JUNCTION AZ 85119-4014

CARDMEMBER SERVICE  
 PO BOX 6294  
 CAROL STREAM IL 60197-8294

⑆ 5000 160 28 ⑆ 1 59 5 2 5 2 3 2 6 4 8 1 5 ⑆



### ACCOUNT ACTIVITY

Date of Transaction	Merchant Name or Transaction Description	\$ Amount
11/22	Payment ThankYou Image Check	-260.95
11/22	Payment ThankYou Image Check	-8,835.99
11/22	Payment ThankYou Image Check	-1,796.88
11/22	Payment ThankYou Image Check	-3,255.19
12/07	AZ DEPT OF REVENUE TMACCONNEL@AZ AZ 100F 19607 \$3678 150F \$13424 400F 19609 \$17640	347.42
12/07	PNP AZ DOR TAXFEE info@pointand MI 100F 19607 \$8 150F 19608 \$315 400F 19609 \$415	8.16
11/25	WM SUPERCENTER #1381 APACHE JUNCTI AZ 19579 38.32 100F JEFF CRANMER TRANSACTIONS THIS CYCLE (CARD 8549) \$38.32	
11/11	AMZN Mkip US*283FU9YQ0 Amzn.com/bill WA 19522 31.76 100F	
11/12	VISTAPR*VistaPrint.com 866-8936743 MA 100F 19525 \$361.74 150F 19526 \$15088	
11/25	APPLE.COM/US 800-676-2775 CA 100F 19571 \$11687 150F 19572 \$5844	
12/09	NNA SERVICES LLC 800-878-6827 CA 19625 114.00 100F	
12/09	NNA SERVICES LLC 800-878-6827 CA 19625 114.00 100F ANNA BUTEL TRANSACTIONS THIS CYCLE (CARD 8855) \$887.71	
11/15	AMZN Mkip US*207XK1TV0 Amzn.com/bill WA 100F 19544 \$2564 150F 19545 \$1282	
11/17	Amazon.com*SV9Q05NU3 Amzn.com/bill WA 19544 18.13 100F	
11/24	1000BULBS.COM 800-624-4488 TX 100F 19544 \$10254 150F 19545 \$5128	
11/24	AMZN Mkip US*TH98A6WM3 Amzn.com/bill WA 19544 13.60 100F	
12/02	AMZN Mkip US*F08HD3N13 Amzn.com/bill WA 19544 27.12 100F	
12/01	OFFICE DEPOT #5101 800-463-3768 AZ 100F 19544 \$2993 150F 19545 \$1448	
12/02	OFFICE DEPOT #5101 800-463-3768 AZ 100F 19544 \$14681 150F 19545 \$7344	
12/07	OFFICE DEPOT #5101 800-463-3768 AZ 100F 19544 \$2212 150F 19545 \$2107	
11/25	VAUGHN CROSHAW TRANSACTIONS THIS CYCLE (CARD 0687) \$578.06	
11/25	ONE BEAT CPR LEARNING 855-663-2328 FL 19599 3,105.00 400F	
12/04	ONE BEAT CPR LEARNING 855-663-2328 FL 19598 1,068.00 400F TINA GEROLA TRANSACTIONS THIS CYCLE (CARD 6473) \$4173.00	
11/17	HARBOR FREIGHT TOOLS 252 APACHE JUNCTI AZ 19546 121.05 100F	
11/17	THE HOME DEPOT 404 MESA AZ 19546 140.00 100F	
11/25	MCCCD MESA CC 480-461-7400 AZ 19577 4,500.00 100F FOX TANNER TRANSACTIONS THIS CYCLE (CARD 2889) \$4761.05	
11/19	ABATIX 214-381-0322 TX 19627 365.83 150F AMY BROOKS TRANSACTIONS THIS CYCLE (CARD 7121) \$365.83	
11/13	AMZN Mkip US*2017L3Z21 Amzn.com/bill WA 19559 120.55 100F	
11/18	ID CARDS INSTANTCARD HTTPWWW.INST MD 19549 100.00 100F	
12/01	JONES & BARTLETT LEARNING 800-832-0034 MA 19593 50.36 100F KELLY BARTZ TRANSACTIONS THIS CYCLE (CARD 3849) \$270.91	

2020 Totals Year-to-Date	
Total fees charged in 2020	\$0.00
Total interest charged in 2020	\$0.00

Year-to-date totals do not reflect any fee or interest refunds you may have received.

### INTEREST CHARGES

Your Annual Percentage Rate (APR) is the annual interest rate on your account.

Balance Type	Annual Percentage Rate (APR)	Balance Subject To Interest Rate	Interest Charges
<b>PURCHASES</b>			
Purchases	10.24%(v)(d)	- 0 -	- 0 -
<b>CASH ADVANCES</b>			
Cash Advances	19.24%(v)(d)	- 0 -	- 0 -



# Superstition Fire & Medical District Monthly Pinal County Treasurer's Bank Account Reconciliation

## 150 General Fund

### Reconciliation References:

- A Beginning bank balance
- B Interest Income
- C Current month's deposits
- D Current month's Accounts Payable disbursements
- E Current month's Payroll disbursements
- F Current month's bank ending balance
- G Accounts Payable checks outstanding at month-end
- H Payroll checks outstanding at month-end
- I Electronic / ACH clearing bank account balance at month-end
- J Lockbox bank account balance at month-end
- K Cash Balance per G/L Balance Sheet
- L Chase MasterCard credit card payment – warrant #1130004514 (paid 12/16/2020)



**Superstition Fire & Medical District  
Ground Transport (Fund 150) Cash Reconciliation  
Fiscal Year 2020 - 2021  
12/31/2020**

	Deposits (Cash Receipts)	Cash Disbursements	Book Balance
Book Balance as of: 12/1/2020			<u>\$379,663.45</u> (A)
<u>Activity During the Month</u>			
Journal Entries:			
Interest Income (Expense):	133.26		133.26 (B)
Deposits	298,535.00		298,535.00 (C)
Revenue Transfer			-
Cash Disbursements			
A) Accounts Payable		(110,173.06)	(110,173.06) (D)
B) Payroll Account		(130,150.42)	(130,150.42) (E)
C) Transfer in / Out			-
	<u>\$298,668.26</u>	<u>(240,323.48)</u>	<u>\$438,008.23</u>
<u>Pinal County Bank Balance</u>			
Ending Bank Balance as of: 12/31/2020	Balance from YTD Column		\$ 439,447.03 (F)
Less: Outstanding Warrants	Check #		
	A/P	(93,110.58)	(93,110.58) (G)
Less: Payroll Transfer in Transit	Payroll	(414.20)	(414.20) (H)
Less: Payroll Transfer in Transit			-
			\$ 345,922.25
	Cash Balance in Payroll Clearing Account		\$ -
	Cash Balance in Electronic / ACH Clearing Account		\$ 4,216.02 (I)
	Cash Balance in LockBox		\$ 7,278.97 (J)
			<u>\$ 357,417.24</u>
Prepared by: <u>Jeff Burke 1/4/21</u>			Balance per B/S \$ 357,417.24 (K)
Reviewed by: <u>Roger Ward 1/11/21</u>			Difference \$ -



Pinal County Treasurer

Monthly Statement

Date Range: 12/1/2020 to 12/31/2020

Account	Period	YTD	
<b>6116421002</b>	<b>Superstition FMD Ground Transport Fund</b>		
Begin Balance:	(A) 379,663.45	275,807.58	
Income:	298,668.26	1,668,662.86	
LOC Advance:	.00	.00	
Expense:	(238,884.68)	(1,505,023.41)	LOC: .00
LOC Payments:	.00	.00	Warrants Outstanding: (93,524.78)
Cash Balance:	(F) 439,447.03	439,447.03	End: 345,922.25

Monthly Statement Summary

Source Code	Description	MTDAmount	YTDAmount
<b>6116421002</b>	<b>Superstition FMD Ground Transport Fund</b>	<b>Beginning Balance: 379,663.45</b>	<b>275,807.58</b>
21100.43	Wells Fargo Trust Investment Interest	.05	.32
21100.46	Wells Fargo Investment Investment Interest	17.11	131.90
21100.47	WF Money Market Investment Interest	1.07	32.98
21100.48	WF Brokerage Account Investment Interest	20.22	21.64
21100.55	Multi-Bank Securities Investment Interest	.00	84.74
21100.70	Vining Sparks Investment Interest	81.01	758.60
21100.80	Stifel Nicolaus & Company Investment Interest	13.80	216.75
73160.0	Deposits	298,535.00	1,670,161.51
73 0	Revenue Transfer	.00	(2,745.58)
90930.0	Warrants Redeemed	(110,173.06)	(642,090.89)
91220.0	Disbursed by County Treasurer	(128,711.62)	(862,932.52)
<b>Ending Balance:</b>		<b>439,447.03</b>	<b>439,447.03</b>

Monthly Statement Detail

Date	Notes	Doc #	Amount	C/D
<b>6116421002 Superstition FMD Ground Transport Fund</b>			<b>Beginning Balance: 379,663.45</b>	
21100.43	Wells Fargo Trust Investment Interest		Source Code Total: .05	
12/02	Investment Interest	0	.05	C
21100.46	Wells Fargo Investment Investment Interest		Source Code Total: 17.11	
12/16	Investment Interest	0	5.97	C
12/17	Investment Interest	0	2.27	C
12/30	Investment Interest	0	8.87	C
21100.47	WF Money Market Investment Interest		Source Code Total: 1.07	
12/01	Investment Interest	0	1.07	C
21100.48	WF Brokerage Account Investment Interest		Source Code Total: 20.22	
12/01	Investment Interest	0	14.87	C
12/03	Investment Interest	0	5.35	C
21100.70	Vining Sparks Investment Interest		Source Code Total: 81.01	
12/02	Investment Interest	0	6.90	C
12/04	Investment Interest	0	27.82	C
12/08	Investment Interest	0	4.59	C
12/21	Investment Interest	0	24.27	C
12/23	Investment Interest	0	6.85	C
12/28	Investment Interest	0	10.58	C
0.80	Stifel Nicolaus & Company Investment Interest		Source Code Total: 13.80	
12/08	Investment Interest	0	6.12	C
12/16	Investment Interest	0	7.68	C
73160.0	Deposits		Source Code Total: 298,535.00	
12/10	WIRED MONEY TO GROUND TRANSPORT FUND	0	107,220.00	C
12/17	WIRED MONEY TO GROUND TRANSPORT FUND	0	72,745.00	C
12/23	WIRED MONEY TO GROUND TRANSPORT FUND	0	63,875.00	C
12/30	WIRED MONEY TO GROUND TRANSPORT FUND	0	54,695.00	C



Pinal County Treasurer

Monthly Statement

Date Range: 12/1/2020 to 12/31/2020

90930.0 Warrants Redeemed

Source Code Total: (110,173.06)

12/01 Paid Warrants	0	(1,534.56)	D
12/02 Paid Warrants	0	(3,904.84)	D
12/03 Paid Warrants	0	(8,032.38)	D
12/04 Paid Warrants	0	(15,445.75)	D
12/07 Paid Warrants	0	(11,405.58)	D
12/08 Paid Warrants	0	(2,773.16)	D
12/09 Paid Warrants	0	(3,130.28)	D
12/10 Paid Warrants	0	(640.22)	D
12/11 Paid Warrants	0	(14,748.05)	D
12/15 Paid Warrants	0	(15,184.34)	D
12/16 Paid Warrants	0	(1,978.66)	D
12/17 Paid Warrants	0	(557.37)	D
12/21 Paid Warrants	0	(2,849.16)	D
12/22 Paid Warrants	0	(6,352.45)	D
12/23 Paid Warrants	0	(4,847.38)	D
12/24 Paid Warrants	0	(1,892.20)	D
12/28 Paid Warrants	0	(976.21)	D
12/29 Paid Warrants	0	(477.28)	D
12/30 Paid Warrants	0	(2,601.54)	D
12/31 Paid Warrants	0	(10,841.65)	D

91220.0 Disbursed by County Treasurer

Source Code Total: (128,711.62)

12/10 Amb Employees Payroll Direct Deposit	0	(32,107.34)	D
12/10 Amb District Federal & State P/R Taxes	0	(13,852.35)	D
12/10 Amb Distric 457, union dues, pac	0	(5,551.11)	D
12/10 Amb HSA	0	(1,502.83)	D
12/10 Amb ASRS	0	(12,984.98)	D
12/22 Amb Employees Payroll Direct Deposit	0	(30,994.11)	D
12/22 Amb District Federal & State P/R Taxes	0	(12,468.22)	D
12/22 Amb District 457, union dues, pac	0	(5,551.11)	D
12/22 Amb HSA	0	(1,502.83)	D
12/22 Amb ASRS	0	(12,196.74)	D

6116421002 Superstition FMD Ground Transport Fund **Ending Balance: 439,447.03**

Warrant Detail

Payee Name	Warrant	Amount	Issue Dt	Status Dt	Voucher
------------	---------	--------	----------	-----------	---------

6116421002 Superstition FMD Ground Transport Fund Account Total: 203,847.84

Fund: 1130 Fund Total: 201,852.72

Status: OUTS Status Total: 93,110.58

HARLAN L SCHERER	1130004201	111.69	08/12/20	08/12/20	
SHOPPERS SUPPLY, LLC	1130004316	61.29	09/23/20	09/24/20	
PHOENIX TECHNOLOGY SOLUTIONS	1130004389	33.00	10/21/20	10/21/20	
BLUE CROSS BLUE SHIELD	1130004456	71.87	11/18/20	11/18/20	
BLUE CROSS BLUE SHIELD	1130004458	87.11	11/18/20	11/18/20	
PATRICIA J WARNER	1130004463	103.46	11/18/20	11/18/20	
APACHE JUNCTION UNIFIED	1130004508	1,344.87	12/16/20	12/16/20	
CITY OF APACHE JUNCTION	1130004515	1,786.34	12/16/20	12/16/20	
JACOB MILLAN	1130004523	270.00	12/16/20	12/16/20	
CAP 1ST HEALTH PLAN	1130004524	585.84	12/16/20	12/16/20	
HEALTH CHOICE ARIZONA	1130004525	544.76	12/16/20	12/16/20	
BEVERLY J MILLS	1130004527	20.00	12/16/20	12/16/20	
RALPH ANDERSEN & ASSOCIATES	1130004532	6,433.34	12/16/20	12/16/20	
FRANK L ECKERT JR	1130004540	1,108.33	12/21/20	12/22/20	
JANICE V ELBERT	1130004541	1,147.86	12/21/20	12/22/20	
AA COOLING AND HEATING LLC	1130004542	825.64	12/28/20	12/29/20	
WATER UTILITIES COMM FD DBA	1130004543	21.63	12/28/20	12/29/20	
ARIZONA WATER COMPANY, INC.	1130004544	162.54	12/28/20	12/29/20	
AT&T CORP	1130004545	426.28	12/28/20	12/29/20	

6



Pinal County Treasurer

Monthly Statement

Date Range: 12/1/2020 to 12/31/2020

BOUND TREE MEDICAL LLC	1130004546	22,515.08	12/28/20	12/29/20
BPCWS, PLLC	1130004548	745.10	12/28/20	12/29/20
CITY OF MESA	1130004549	14,751.72	12/28/20	12/29/20
DELTA DENTAL OF ARIZONA	1130004550	976.24	12/28/20	12/29/20
DELTA DENTAL INSURANCE COMPANY	1130004551	111.81	12/28/20	12/29/20
LIBERTY WATER COMPANY, INC.	1130004552	45.90	12/28/20	12/29/20
OPTUMCARE	1130004553	365.41	12/28/20	12/29/20
BERKLEY RIST ADMINISTRATORS CO	1130004554	1,508.68	12/28/20	12/29/20
MARVIN WESSEL	1130004555	25.00	12/28/20	12/29/20
BANNER UNIVERSITY HEALTH PLANS	1130004556	1,073.91	12/28/20	12/29/20
BANNER UNIVERSITY HEALTH PLANS	1130004557	239.38	12/28/20	12/29/20
VETERANS ADMIN - PHOENIX	1130004558	1,626.70	12/28/20	12/29/20
ARIZONA COMPLETE HEALTH	1130004559	116.44	12/28/20	12/29/20
ALLWELL FROM ARIZONA	1130004560	98.46	12/28/20	12/29/20
JAMES F VODVARKA	1130004561	50.00	12/28/20	12/29/20
AETNA	1130004562	2,062.67	12/28/20	12/29/20
BLUE CROSS BLUE SHIELD OF AZ	1130004563	1,629.58	12/28/20	12/29/20
DENNIS D TOMCZYK	1130004564	93.71	12/28/20	12/29/20
BILL L HESSLER	1130004565	93.56	12/28/20	12/29/20
DARVYN & IMOGENE SPAGNOLLY	1130004566	1,533.68	12/28/20	12/29/20
BANNER UNIVERSITY HEALTH PLANS	1130004567	958.37	12/28/20	12/29/20
BANNER UNIVERSITY HEALTH PLANS	1130004568	835.07	12/28/20	12/29/20
BANNER UNIVERSITY HEALTH PLANS	1130004569	986.77	12/28/20	12/29/20
SANDRA S GERST	1130004570	90.66	12/28/20	12/29/20
ELMOR M KUEHN	1130004571	104.38	12/28/20	12/29/20
HEALTH CHOICE ARIZONA	1130004572	515.81	12/28/20	12/29/20
ARIZONA COMPLETE HEALTH	1130004573	573.49	12/28/20	12/29/20
HEALTH CHOICE ARIZONA	1130004574	593.94	12/28/20	12/29/20
HAZEL M EIDSON	1130004575	75.17	12/28/20	12/29/20
HEALTH CHOICE ARIZONA	1130004576	540.19	12/28/20	12/29/20
HEALTH CHOICE ARIZONA	1130004577	596.99	12/28/20	12/29/20
POLLY DALY	1130004578	150.00	12/28/20	12/29/20
HEALTH CHOICE ARIZONA	1130004579	579.70	12/28/20	12/29/20
HEALTH CHOICE ARIZONA	1130004580	607.74	12/28/20	12/29/20
BEVERLY J MILLS	1130004581	250.00	12/28/20	12/29/20
THE WEBB FAMILY TRUST	1130004582	265.00	12/28/20	12/29/20
PITNEY BOWES	1130004583	46.85	12/28/20	12/29/20
GARY A. SMITH, MD, PLLC	1130004584	3,750.00	12/28/20	12/29/20
STANDARD INSURANCE COMPANY	1130004585	703.18	12/28/20	12/29/20
SUPERSTITION MOUNTAINS CFD #1	1130004586	85.80	12/28/20	12/29/20
TOSHIBA BUSINESS SOLUTIONS, INC	1130004587	86.09	12/28/20	12/29/20
MATLICK ENTERPRISES INC DBA	1130004588	696.28	12/28/20	12/29/20
UNITED HEALTHCARE INSURANCE CO	1130004589	14,777.44	12/28/20	12/29/20
UNITED STATES POSTAL SERVICE	1130004590	250.00	12/28/20	12/29/20
VISION SERVICE PLAN	1130004591	182.78	12/28/20	12/29/20
Status: PAID				Status Total: 108,742.14
HEALTH CHOICE ARIZONA	1130004291	1,227.77	09/16/20	12/02/20
JULIE A LARSON	1130004382	103.31	10/21/20	12/23/20
JULIE A LARSON	1130004383	111.39	10/21/20	12/23/20
ABATIX CORP	1130004396	1,591.21	10/28/20	12/02/20
APACHE JUNCTION UNIFIED	1130004414	1,853.66	11/10/20	12/16/20
WEX BANK, INC.	1130004432	464.82	11/10/20	12/01/20
AHCCCS	1130004459	93.94	11/18/20	12/24/20
SANDRA S GERST	1130004461	95.08	11/18/20	12/02/20
ARIZONA COMPLETE HEALTH	1130004464	591.57	11/18/20	12/28/20
PROPHET NETWORK INTEGRATION, INC	1130004466	230.60	11/18/20	12/08/20
AETNA BEHAVIORAL HEALTH, LLC	1130004474	184.32	11/24/20	12/08/20
WATER UTILITIES COMM FD DBA	1130004475	31.66	11/24/20	12/04/20
ARIZONA WATER COMPANY, INC.	1130004476	109.62	11/24/20	12/04/20
AT&T CORP	1130004477	426.28	11/24/20	12/03/20
BANNER GOLDFIELD MEDICAL CEN	1130004478	606.30	11/24/20	12/01/20
BANNER GATEWAY MEDICAL CENTER	1130004479	4.40	11/24/20	12/01/20



Pinal County Treasurer

Monthly Statement

Date Range: 12/1/2020 to 12/31/2020

BANNER BAYWOOD MEDICAL CENTER	1130004480	412.20	11/24/20	12/01/20
BOUND TREE MEDICAL LLC	1130004481	15,179.47	11/24/20	12/04/20
DELTA DENTAL OF ARIZONA	1130004482	798.45	11/24/20	12/03/20
DELTA DENTAL INSURANCE COMPANY	1130004483	111.81	11/24/20	12/02/20
BANNER DESERT MEDICAL CENTER	1130004484	4.00	11/24/20	12/01/20
LIBERTY WATER COMPANY, INC.	1130004485	42.84	11/24/20	12/01/20
MESA DISCOUNT, INC	1130004486	1,246.66	11/24/20	12/03/20
MOUNTAIN VISTA MEDICAL CENTER	1130004487	11,405.58	11/24/20	12/07/20
RIGHT AWAY DISPOSAL, LLC	1130004488	115.70	11/24/20	12/03/20
MATLICK ENTERPRISES INC DBA	1130004490	878.97	11/24/20	12/02/20
VISION SERVICE PLAN	1130004491	182.78	11/24/20	12/08/20
STRYKER SALES CORPORATION	1130004492	5,163.97	11/24/20	12/03/20
ARIZONAWATERCONDITIONING DBA	1130004493	129.85	12/02/20	12/10/20
BENCHMARK INSURANCE COMPANY	1130004494	15,184.34	12/02/20	12/15/20
GINCO PLUMBING LLC	1130004495	282.54	12/02/20	12/08/20
HEALTHCARE MEDICAL WASTE, INC	1130004496	279.91	12/02/20	12/10/20
ADVANCED DATA PROCESSING, INC	1130004497	14,686.40	12/02/20	12/11/20
MAGIC PEST CONTROL	1130004498	143.63	12/02/20	12/09/20
MEDIACOM	1130004499	1,716.36	12/02/20	12/08/20
MEDIACOM	1130004500	176.56	12/02/20	12/08/20
PROPHET NETWORK INTEGRATION,IN	1130004501	144.66	12/02/20	12/10/20
SALT RIVER PROJECT	1130004502	1,040.15	12/02/20	12/09/20
SOUTHWEST GAS CORPORATION	1130004503	61.65	12/02/20	12/11/20
SUPERSTITION MOUNTAINS CFD #1	1130004504	85.80	12/02/20	12/10/20
MATLICK ENTERPRISES INC DBA	1130004505	1,946.50	12/02/20	12/09/20
AA PLUMBING AND HEATING LLC	1130004506	560.01	12/16/20	12/24/20
AMERIGAS PROPANE LP	1130004507	27.40	12/16/20	12/29/20
WATER UTILITIES COMM FD DBA	1130004509	97.24	12/16/20	12/29/20
APACHE OXY-MED INC DBA	1130004510	255.00	12/16/20	12/23/20
ARIZONA WATER COMPANY, INC.	1130004511	95.98	12/16/20	12/28/20
BANNER OCCUPATIONAL HEALTH	1130004512	260.00	12/16/20	12/22/20
BRENDEN ESPIE	1130004513	41.67	12/16/20	12/24/20
CHASE	1130004514	885.63	12/16/20	12/23/20
CITY OF MESA	1130004516	120.34	12/16/20	12/28/20
ROBERT E DEBOW JR. CONST, INC.	1130004517	6,092.45	12/16/20	12/22/20
FIRST CALL AUTO & INDUSTRIAL	1130004518	71.82	12/16/20	12/30/20
GINCO PLUMBING LLC	1130004519	526.26	12/16/20	12/21/20
IMAGE TREND, INC.	1130004520	10,624.42	12/16/20	12/31/20
MEDIACOM	1130004521	43.32	12/16/20	12/28/20
MEDLINE INDUSTRIES, INC.	1130004522	1,211.41	12/16/20	12/23/20
CATHRYN MARIE BINDER	1130004526	87.61	12/16/20	12/30/20
CADWELL IRREVOCABLE TRUST III	1130004528	132.17	12/16/20	12/23/20
PROPHET NETWORK INTEGRATION,IN	1130004529	2,117.70	12/16/20	12/30/20
PHOENIX TECHNOLOGY SOLUTIONS	1130004530	33.00	12/16/20	12/24/20
CENTURYLINK	1130004531	324.41	12/16/20	12/30/20
JOSE MILTON SANTIBANEZ LOPEZ,	1130004533	2,322.90	12/16/20	12/21/20
WEX BANK, INC.	1130004534	376.02	12/16/20	12/23/20
STRYKER SALES CORPORATION	1130004535	1,123.58	12/16/20	12/24/20
SUPERSTITION SAFETY SERV, LLC	1130004536	40.00	12/16/20	12/24/20
MATLICK ENTERPRISES INC DBA	1130004537	1,332.34	12/16/20	12/23/20
UNIFIRST CORPORATION	1130004538	352.64	12/16/20	12/29/20
VERIZON WIRELESS SERVICES LLC	1130004539	440.11	12/16/20	12/23/20

(L)

Fund: 1131

Fund Total: 1,995.12

STATUS OUTS

Status Total: 414.20 (H)

ROBERT N GUICE	1131000559	383.63	12/11/20	12/10/20
RORY L WIRTH	1131000560	30.57	12/11/20	12/10/20

Status: PAID

Status Total: 1,430.92

JAMES R. VAUGHN, PC TRUST ACCOUNT	1131000555	281.32	11/27/20	12/03/20
AZ FF RETIREE HEALTH TRUST FUND	1131000556	125.00	11/27/20	12/04/20
JAMES R. VAUGHN, PC TRUST ACCOUNT	1131000557	557.37	12/11/20	12/17/20
AZ FF RETIREE HEALTH TRUST FUND	1131000558	125.00	12/11/20	12/16/20



Pinal County Treasurer

Monthly Statement

Date Range: 12/1/2020 to 12/31/2020

TRUST ACCOUNT OF JAMES R. VAUGHN, PC  
AZ FF RETIREE HEALTH TRUST FUND  
Status: VOID

1131000561  
1131000562

217.23 12/23/20 12/31/20  
125.00 12/23/20 12/28/20

Status Total: 150.00

AZ FF RETIREE HEALTH TRUST FUND

1131000532  
Count

150.00 06/26/20 12/22/20  
Amount

Total OUTS:

66

93,524.78

Total PAID:

74

110,173.06

Total VOID:

1

150.00

---







Control No. 355819

# Pinal County Treasurer Pending Treasurer Receipt

Treasurer's Office Use

Receipt No.:

Posted By:

Receipt Date: 12/10/2020      Cash: \$0.00      Submitted By: JenniferBurke1  
 Total Amount: \$107,220.00      Check: \$0.00      Department: Superstition Fire & Medical District  
    Wire/Direct Deposit: \$107,220.00  
    Credit Card: \$0.00

GL	Source	Cost	Object	Subsid	Subled	Type	Notes	Amount
6116421002	73160.0						WIRED MONEY TO GROUND TRANSPORT FUND	\$107,220.00

C-1



# Pinal County Treasurer Pending Treasurer Receipt

Control No. 356099

Treasurer's Office Use


Receipt No.:

Posted By:

Receipt Date: 12/17/2020      Cash: \$0.00      Submitted By: JenniferBurke1  
 Total Amount: \$72,745.00      Check: \$0.00      Department: Superstition Fire & Medical District  
    Wire/Direct Deposit: \$72,745.00  
    Credit Card: \$0.00

GL	Source	Cost	Object	Subsid	Subled	Type	Notes	Amount
6116421002	73160.0						WIRED MONEY TO GROUND TRANSPORT FUND	\$72,745.00

ca



# Pinal County Treasurer

## Pending Treasurer Receipt

Control No. 356305

Treasurer's Office Use

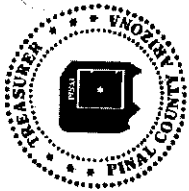
Receipt No.:

Posted By:

Receipt Date: 12/23/2020      Cash: \$0.00      Submitted By: JenniferBurke1  
 Total Amount: \$63,875.00      Check: \$0.00      Department: Superstition Fire & Medical District  
    Wire/Direct Deposit: \$63,875.00  
    Credit Card: \$0.00

GL	Source	Cost	Object	Subsid	Subled	Type	Notes	Amount
6116421002	73160.0						WIRED MONEY TO GROUND TRANSPORT FUND	\$63,875.00

C-3



Control No. 356516

# Pinal County Treasurer Pending Treasurer Receipt

Treasurer's Office Use

Receipt No.:

Posted By:

Receipt Date: 12/30/2020      Cash: \$0.00      Submitted By: JenniferBurke1  
 Total Amount: \$54,695.00      Check: \$0.00      Department: Superstition Fire & Medical District  
    Wire/Direct Deposit: \$54,695.00  
    Credit Card: \$0.00

GL	Source	Cost	Object	Subsid	Subled	Type	Notes	Amount
6116421002	73160.0						WIRED MONEY TO GROUND TRANSPORT FUND	\$54,695.00

C4

Superstition Fire & Medical District  
GL Account Ledger - Detail By Period  
12/1/2020 through 12/31/2020

Batch	Journal	Entry #	Date	Job	Document	Description	Debits	Credits	Balance
150-10-10150-10						PAYROLL ACCOUNT (TRANSPORT)			
17961	PR	782601	12/11/20		557 - 4843	Payroll All Freq 12/6/2020	-	38,755.02	(\$743,577.13)
17964	J	782690	12/11/20		RE70	Paydate 12/11/20 Rcls	-	13,852.35	(782,332.15)
17964	J	782694	12/11/20		RE70	Paydate 12/11/20 Rcls	-	1,502.83	(796,184.50)
17964	J	782701	12/11/20		RE70	Paydate 12/11/20 Rcls	-	12,984.98	(797,687.33)
17981	PR	783441	12/23/20		561 - 4885	Payroll All Freq 12/20/2020	-	36,887.45	(810,672.31)
17984	J	783493	12/25/20		RE70	Paydate 12/25/20 Rcls	-	12,468.22	(847,559.76)
17984	J	783497	12/25/20		RE70	Paydate 12/25/20 Rcls	-	1,502.83	(860,027.98)
17984	J	783504	12/25/20		RE70	Paydate 12/25/20 Rcls	-	12,196.74	(861,530.81)
						<b>PAYROLL ACCOUNT (TRANSPORT) TOTALS:</b>	<b>\$0.00</b>	<b>\$130,150.42</b>	<b>(\$873,727.55)</b>

TOTAL OF LEDGER: \$0.00      \$130,150.42      (\$873,727.55)

(E)

# Commercial Checking Acct Public Funds

Account number: **4942920083** ■ December 1, 2020 - December 31, 2020 ■ Page 1 of 7

**WELLS  
FARGO**

SUPERSTITION FIRE & MEDICAL DISTRICT  
GROUND TRANSPORTATION  
565 N IDAHO RD  
APACHE JUNCTION AZ 85119-4014

## Questions?

Call your Customer Service Officer or Client Services  
**1-800-AT WELLS** (1-800-289-3557)  
5:00 AM TO 8:00 PM Pacific Time Monday - Friday

Online: [wellsfargo.com](http://wellsfargo.com)

Write: Wells Fargo Bank, N.A. (182)  
PO Box 63020  
San Francisco, CA 94163

## Account summary

### Commercial Checking Acct Public Funds

Account number	Beginning balance	Total credits	Total debits	Ending balance
4942920083	\$6.59	\$303,465.67	-\$299,256.24	\$4,216.02

## Credits

### Electronic deposits/bank credits

Effective date	Posted date	Amount	Transaction detail
	12/01	140.00	Merchant Service Merch Dep 201130 8029396648 Superstition Fire and
	12/01	1,881.42	Cigna Hcclaimpmt 112820 1184003220 TRN*1*201128090062615*1591031071\
	12/01	772.84	Noridian Azutmt Hcclaimpmt 201126 1184003220 TRN*1*892896186*1450173185~
	12/01	198.97	Hhp Texas Hcclaimpmt 201201 362703 TRN*1*011840012833993*1610994632\
	12/01	116.21	Hhp Texas Hcclaimpmt 201201 362703 TRN*1*011840012835664*1610994632\
	12/02	1,556.36	Merchant Service Merch Dep 201201 8029396648 Superstition Fire and
	12/02	6,960.46	Mercy Care Plan Hcclaimpmt 201201 00145658 TRN*1*5671121*1860527381*Ahcccs Acute\
	12/02	5,191.91	Noridian Azutmt Hcclaimpmt 201201 1184003220 TRN*1*892900506*1450173185~
	12/02	3,389.28	Bcbs of Arizona Hcclaimpmt 201130 1184003220 TRN*1*528899607*1860004538\
	12/02	1,549.71	Cigna Hcclaimpmt 113020 1184003220 TRN*1*201130090012293*1591031071\
	12/02	1,506.28	Bcbs of Arizona Hcclaimpmt 201130 1184003220 TRN*1*528893722*1860004538\
	12/02	748.45	Mercy Care Plan Hcclaimpmt 201201 00145658 TRN*1*5674334*1860527381* Mercy Care Advantage - S
	12/02	534.22	Aetna H09 Hcclaimpmt 1184003220 TRN*1*161127200478631*1066033492\

**Electronic deposits/bank credits (continued)**

Effective date	Posted date	Amount	Transaction detail
	12/02	265.00	Mercy Care Plan Hcclaimpmt 201201 00145658 TRN*1*5672370*1860527381*Altcs General\
	12/02	217.78	Medisun Claims Hcclaimpmt 201201 202001540077206 TRN*1*137042*1860522728*62108\
	12/02	76.70	Mercy Care Plan Hcclaimpmt 201201 00145658 TRN*1*5673186*1860527381*DD General\
	12/03	25.00	Merchant Service Merch Dep 201202 8029396648 Superstition Fire and
	12/03	2,776.48	Noridian Azutmt Hcclaimpmt 201201 1184003220 TRN*1*892904587*1450173185~
	12/03	465.89	Aetna H09 Hcclaimpmt 1184003220 TRN*1*161130200217879*1066033492\
	12/04	50.00	Merchant Service Merch Dep 201203 8029396648 Superstition Fire and
	12/04	1,229.96	Noridian Azutmt Hcclaimpmt 201202 1184003220 TRN*1*892908775*1450173185~
	12/04	1,083.86	Ahcccs Programma Hcclaimpmt 201202 202012021413077 TRN*1*202012021413077*1866004791*Fsv
	12/07	316.63	Merchant Service Merch Dep 201204 8029396648 Superstition Fire and
	12/07	50.00	Merchant Service Merch Dep 201205 8029396648 Superstition Fire and
	12/07	4,494.04	Noridian Azutmt Hcclaimpmt 201203 1184003220 TRN*1*892913373*1450173185~
	12/07	1,267.46	Mercy Care Plan Hcclaimpmt 201204 00145658 TRN*1*5675405*1860527381*Altcs General\
	12/07	715.92	Optum Lfprint Hcclaimpmt 091000013539219 TRN*1*845986*1272337487~
	12/07	460.16	Aetna H09 Hcclaimpmt 1184003220 TRN*1*161202200470313*1066033492\
	12/08	100.00	Merchant Service Merch Dep 201207 8029396648 Superstition Fire and
	12/08	85.00	Merchant Service Merch Dep 201206 8029396648 Superstition Fire and
	12/08	1,825.04	Noridian Azutmt Hcclaimpmt 201204 1184003220 TRN*1*892917795*1450173185~
	12/08	1,583.52	Bcbs of Arizona Hcclaimpmt 201204 1184003220 TRN*1*529791308*1860004538\
	12/08	1,444.49	Hhp Texas Hcclaimpmt 201208 362703 TRN*1*011840012838091*1610994632\
	12/08	881.63	Hhp Texas Hcclaimpmt 201208 362703 TRN*1*011840012839762*1610994632\
	12/08	322.72	Bcbs of Arizona Hcclaimpmt 201204 1184003220 TRN*1*529792873*1860004538\
	12/08	246.98	Hhp Texas Hcclaimpmt 201208 362703 TRN*1*011840012838476*1610994632\
	12/08	92.79	Humana Ins CO Hcclaimpmt 201208 362703 TRN*1*001290054050140*1391263473\
	12/09	590.00	Merchant Service Merch Dep 201208 8029396648 Superstition Fire and
	12/09	2,646.03	Noridian Azutmt Hcclaimpmt 201207 1184003220 TRN*1*892922036*1450173185~
	12/09	1,336.14	Mercy Care Plan Hcclaimpmt 201208 00145658 TRN*1*5677401*1860527381*Ahcccs Acute\
	12/09	1,212.41	PCS Gen Trust PCS Trust 201209 Gt-0006062 Superstition Fire & ME





**Electronic deposits/bank credits (continued)**

Effective date	Posted date	Amount	Transaction detail
	12/09	126.45	Humana Cha Disb Hcclaimpmt 201209 362703
	12/10	55,450.00	TRN*1*014840101935315*1611013183\ WT Seq#61405 Superstition Fire & Med /Org=Superstition Fire & Medical
	12/10	250.00	Distri Srf# Gb00000038213976 Trn#201210061405 Rfb# 533
	12/10	553.39	Merchant Service Merch Dep 201209 8029396648 Superstition Fire and
	12/10	368.13	Hhp Texas Hcclaimpmt 201210 362703
	12/10	225.82	TRN*1*011840012840409*1610994632\ Aetna H09 Hcclaimpmt 1184003220 TRN*1*161207200314436*1066033492\ Bcbs of Arizona Hcclaimpmt 201208 1184003220
	12/10	218.02	TRN*1*529993353*1860004538\ Humana Ins CO Hcclaimpmt 201210 362703
	12/11	821.33	TRN*1*001290054138545*1391263473\ Merchant Service Merch Dep 201210 8029396648 Superstition Fire and
	12/11	2,256.70	Ahcccs Programma Hcclaimpmt 201209 202012091418926
	12/11	1,566.97	TRN*1*202012091418926*1866004791*Ffsv Cigna Hcclaimpmt 120820 1184003220
	12/11	1,306.54	TRN*1*201208090038446*1591031071\ Aetna AS01 Hcclaimpmt 1184003220
	12/11	1,227.10	TRN*1*820343000270900*1066033492\ Bcbs of Arizona Hcclaimpmt 201209 1184003220
	12/11	20.00	TRN*1*530041347*1860004538\ Pnp Billpayment 120820Sett 201211 6500 Apache Junction Fire D
	12/14	160.00	Merchant Service Merch Dep 201211 8029396648 Superstition Fire and
	12/14	50.00	Merchant Service Merch Dep 201212 8029396648 Superstition Fire and
	12/14	2,070.11	Noridian Azutmt Hcclaimpmt 201210 1184003220
	12/14	1,293.30	TRN*1*892929916*1450173185~ Bcbs of Arizona Hcclaimpmt 201210 1184003220
	12/14	460.16	TRN*1*530091863*1860004538\ Aetna H09 Hcclaimpmt 1184003220 TRN*1*161209200526292*1066033492\ Optum Lifprint Hcclaimpmt 091000015866104
	12/14	318.07	TRN*1*983767*1272337487~
	12/14	315.26	Bcbs of Arizona Hcclaimpmt 201210 1184003220
	12/15	25.00	TRN*1*530099908*1860004538\ Merchant Service Merch Dep 201213 8029396648 Superstition Fire and
	12/15	1,964.99	Noridian Azutmt Hcclaimpmt 201211 1184003220
	12/15	501.20	TRN*1*892929916*1450173185~ Humana Cha Disb Hcclaimpmt 201215 362703
	12/15	473.88	TRN*1*014840101947005*1611013183\ Humana Ins CO Hcclaimpmt 201215 362703
	12/15	466.26	TRN*1*001290054192178*1391263473\ Hhp Texas Hcclaimpmt 201215 362703
	12/15	371.13	TRN*1*011840012844466*1610994632\ Optum Lifprint Hcclaimpmt 091000016067752
	12/15	211.19	TRN*1*1034221*1272337487~ Hhp Hcclaimpmt 201215 362703 TRN*1*001270018397779*1611013183\ Bcbs of Arizona Hcclaimpmt 201211 1184003220
	12/15	175.01	TRN*1*530141486*1860004538\ Bcbs of Arizona Hcclaimpmt 201211 1184003220

**Electronic deposits/bank credits (continued)**

Effective date	Posted date	Amount	Transaction detail
	12/16	243.84	Merchant Service Merch Dep 201215 8029396648 Superstition Fire and
	12/16	8,848.80	Mercy Care Plan Hcclaimpmt 201215 00145658 TRN*1*5683443*1860527381*Ahcccs Acute\
	12/16	3,882.10	Noridian Azutmt Hcclaimpmt 201214 1184003220 TRN*1*892937988*1450173185~
	12/16	1,732.47	36 Treas 310 Misc Pay 121620 xxxxx0012 \SE*18*098022680\GE*1*54926880\lea*1*054926846\
	12/16	1,002.40	Medisun Claims Hcclaimpmt 201215 202001625806465 TRN*1*147353*1860522728*64695\
	12/16	380.32	Mercy Care Plan Hcclaimpmt 201215 00145658 TRN*1*5686292*1860527381*Mercy Care Advantage - S
	12/16	314.97	KFHP of WA Hcclaimpmt 042000016219572 TRN*1*1073799*1910511770~
	12/17	37,670.00	WT Seq#75434 Superstition Fire & Med /Org=Superstition Fire & Medical Distri Srf# Gb00000038392962 Trn#201217075434 Rfb# 535
	12/17	346.16	Merchant Service Merch Dep 201216 8029396648 Superstition Fire and
	12/17	1,026.95	Bcbs of Arizona Hcclaimpmt 201215 1184003220 TRN*1*530340359*1860004538\
	12/17	452.08	Aetna H09 Hcclaimpmt 1184003220 TRN*1*161214200283291*1066033492\
	12/17	408.61	Hhp Texas Hcclaimpmt 201217 362703 TRN*1*011840012845147*1610994632\
	12/17	230.16	Bcbsaz MA Claims Hcclaimpmt 201216 202001634242967 TRN*1*148278*1860004538*16729\
	12/17	76.55	Mmsi, Inc. Medic Hcclaimpmt 091000016363971 TRN*1*1094690*1411547003*1290A0021~
	12/18	419.03	Merchant Service Merch Dep 201217 8029396648 Superstition Fire and
	12/18	5,055.25	Noridian Azutmt Hcclaimpmt 201216 1184003220 TRN*1*892946079*1450173185~
	12/18	4,627.51	Ahcccs Programma Hcclaimpmt 201216 202012161426181 TRN*1*202012161426181*1866004791*Ffsv
	12/18	1,433.15	Medisun Claims Hcclaimpmt 201217 202001644748704 TRN*1*149085*1860522728*65465\
	12/21	406.02	Merchant Service Merch Dep 201219 8029396648 Superstition Fire and
	12/21	315.00	Merchant Service Merch Dep 201218 8029396648 Superstition Fire and
	12/21	2,775.71	Noridian Azutmt Hcclaimpmt 201217 1184003220 TRN*1*892950010*1450173185~
	12/21	220.00	Pnp Billpayment 121620Sett 201221 6500 Apache Junction Fire D
	12/22	1,566.97	Merchant Service Merch Dep 201220 8029396648 Superstition Fire and
	12/22	14,521.44	Noridian Azutmt Hcclaimpmt 201218 1184003220 TRN*1*892954007*1450173185~
	12/22	460.16	Hhp Texas Hcclaimpmt 201222 362703 TRN*1*011840012849298*1610994632\
	12/22	230.97	Humana Ins CO Hcclaimpmt 201222 362703 TRN*1*001290054382801*1391263473\
	12/22	190.59	Hhp Texas Hcclaimpmt 201222 362703 TRN*1*011840012847863*1610994632\
	12/22	190.51	Humana Cha Disb Hcclaimpmt 201222 362703 TRN*1*014840101977173*1611013183\

**Electronic deposits/bank credits (continued)**

Effective date	Posted date	Amount	Transaction detail
	12/22	100.00	Pnp Billpayment 121720Sett 201222 6500 Apache Junction Fire D
	12/23	22,245.00	WT Seq118133 Superstition Fire & Med /Org=Superstition Fire & Medical Distri Srf# Gb00000038560626 Trn#201223118133 Rfb# 538
	12/23	129.80	Merchant Service Merch Dep 201222 8029396648 Superstition Fire and
	12/23	3,326.25	Mercy Care Plan Hcclaimpmt 201222 00145658 TRN*1*5694220*1860527381*Ahcccs Acute\
	12/23	3,007.94	Noridian Azutmt Hcclaimpmt 201221 1184003220 TRN*1*892958443*1450173185~
	12/23	1,682.82	Cigna Hcclaimpmt 122020 1184003220 TRN*1*201219070000001*1060303370\
	12/23	752.40	Medisun Claims Hcclaimpmt 201222 202001674071812 TRN*1*153339*1860522728*66259\
	12/23	368.13	Mercy Care Plan Hcclaimpmt 201222 00145658 TRN*1*5697000*1860527381*Mercy Care Advantage - S
	12/23	169.04	Bcbs of Arizona Hcclaimpmt 201221 1184003220 TRN*1*530649388*1860004538\
	12/24	300.00	Merchant Service Merch Dep 201223 8029396648 Superstition Fire and
	12/24	373.26	Medisun Claims Hcclaimpmt 201223 202001684597783 TRN*1*154627*1860522728*67219\
	12/24	245.40	Optum Lifepoint Hcclaimpmt 091000017037518 TRN*1*1233128*1272337487~
	12/24	103.92	Bcbs of Arizona Hcclaimpmt 201222 1184003220 TRN*1*530693676*1860004538\
	12/28	3,656.84	Merchant Service Merch Dep 201224 8029396648 Superstition Fire and
	12/28	25.00	Merchant Service Merch Dep 201226 8029396648 Superstition Fire and
	12/28	5,721.18	Noridian Azutmt Hcclaimpmt 201222 1184003220 TRN*1*892964960*1450173185~
	12/28	1,047.53	Ahcccs Programma Hcclaimpmt 201223 202012231432163 TRN*1*202012231432163*1866004791*Fsv
	12/28	316.78	36 Treas 310 Misc Pay 122820 xxxxx0012 *18*098331694\GE*1*55235894\lea*1*055235860\
	12/28	103.46	Bcbs of Arizona Hcclaimpmt 201223 1184003220 TRN*1*530747714*1860004538\
	12/29	1,566.18	Noridian Azutmt Hcclaimpmt 201223 1184003220 TRN*1*892969244*1450173185~
	12/29	727.71	Hhp Texas Hcclaimpmt 201229 362703 TRN*1*011840012851493*1610994632\
	12/29	182.97	Hhp Texas Hcclaimpmt 201229 362703 TRN*1*011840012852031*1610994632\
	12/30	29,040.00	WT Seq#77528 Superstition Fire & Med /Org=Superstition Fire & Medical Distri Srf# Gb00000038711275 Trn#201230077528 Rfb# 542
	12/30	345.00	Merchant Service Merch Dep 201229 8029396648 Superstition Fire and
	12/30	2,273.90	Noridian Azutmt Hcclaimpmt 201228 1184003220 TRN*1*892973429*1450173185~
	12/30	1,938.36	36 Treas 310 Misc Pay 123020 xxxxx0012 Vamc\Dtm*003*201217\SE*24*098411705\GE*1*5



**Electronic deposits/bank credits (continued)**

Effective date	Posted date	Amount	Transaction detail
	12/30	1,572.48	Bcbs of Arizona Hcclaimpmt 201228 1184003220 TRN*1*530991760*1860004538\
	12/30	1,565.74	KFHP of WA Hcclaimpmt 042000017587604 TRN*1*1357003*1910511770~
	12/30	1,223.35	Medisun Claims Hcclaimpmt 201229 202001709970482 TRN*1*157340*1860522728*68128\
	12/30	1,147.52	Mercy Care Plan Hcclaimpmt 201229 00145658 TRN*1*5698820*1860527381*Ahcccs Acute\
	12/30	505.88	Aetna H09 Hcclaimpmt 1184003220 TRN*1*161224200409675*1066033492\
	12/30	392.51	Mercy Care Plan Hcclaimpmt 201229 00145658 TRN*1*5701598*1860527381*Mercy Care Advantage - S
	12/30	225.21	Bcbs of Arizona Hcclaimpmt 201228 1184003220 TRN*1*530995398*1860004538\
	12/30	95.54	Cigna Hcclaimpmt 122420 1184003220 TRN*1*201224090051538*1591031071\
	12/31	285.00	Merchant Service Merch Dep 201230 8029396648 Superstition Fire and
	12/31	2,426.03	Noridian Azutmt Hcclaimpmt 201229 1184003220 TRN*1*892977450*1450173185~
	12/31	1,266.82	Bcbs of Arizona Hcclaimpmt 201229 1184003220 TRN*1*531042161*1860004538\
	12/31	236.25	Optum Lifepoint Hcclaimpmt 091000017740415 TRN*1*1376726*1272337487~
		<b>\$303,465.67</b>	<b>Total electronic deposits/bank credits</b>
		<b>\$303,465.67</b>	<b>Total credits</b>

**Debits**

**Electronic debits/bank debits**

Effective date	Posted date	Amount	Transaction detail
	12/02	381.24	Merchant Service Merch Fee 201130 8029396648 Superstition Fire and
	12/10	107,220.00	WT Seq#61422 Pinal County /Bnf=Pinal County Master Srf# Gw00000038214716 Trn#201210061422 Rfb# 534
	12/17	72,745.00	WT Seq#75450 Pinal County /Bnf=Pinal County Master Srf# Gw00000038392969 Trn#201217075450 Rfb# 537
	12/17	20.00	WT Seq#75440 Pinal County /Bnf=Pinal County Master Srf# Gw00000038392965 Trn#201217075440 Rfb# 536
	12/23	63,875.00	WT Seq118161 Pinal County /Bnf=Pinal County Master Srf# Gw00000038560631 Trn#201223118161 Rfb# 540
	12/23	320.00	WT Seq118152 Pinal County /Bnf=Pinal County Master Srf# Gw00000038560431 Trn#201223118152 Rfb# 539
	12/30	54,695.00	WT Seq#77559 Pinal County /Bnf=Pinal County Master Srf# Gw00000038711080 Trn#201230077559 Rfb# 543
		<b>\$299,256.24</b>	<b>Total electronic debits/bank debits</b>
		<b>\$299,256.24</b>	<b>Total debits</b>



**Daily ledger balance summary**

<i>Date</i>	<i>Balance</i>	<i>Date</i>	<i>Balance</i>	<i>Date</i>	<i>Balance</i>
11/30	6.59	12/10	4.90	12/22	32,514.82
12/01	3,116.03	12/11	7,203.54	12/23	1.20
12/02	24,730.94	12/14	11,870.44	12/24	1,023.78
12/03	27,998.31	12/15	16,152.10	12/28	11,894.57
12/04	30,362.13	12/16	32,557.00	12/29	14,371.43
12/07	37,666.34	12/17	2.51	12/30	1.92
12/08	44,248.51	12/18	11,537.45	12/31	4,216.02
12/09	50,159.54	12/21	15,254.18		
<b>Average daily ledger balance</b>		<b>\$15,424.68</b>			

 **IMPORTANT ACCOUNT INFORMATION**

**Regulation D and Wells Fargo withdrawal and transfer restrictions on all savings accounts (including money market deposit accounts) have been discontinued.**

The Federal Reserve Board recently removed Regulation D's six transaction limit on certain withdrawals and transfers from savings accounts (including money market deposit accounts), and allowed banks to suspend enforcement of that limit at each bank's discretion. Your Commercial Account Agreement states that both Regulation D and Wells Fargo limit certain types of withdrawals and transfers from a savings account (or a money market deposit account) to a combined total of six per calendar month or statement cycle. This message is to advise you that these limits were removed in May 2020. We have also discontinued charging the related excess activity fees, and have ceased account conversions and account closures related to the six withdrawal or transfer limit.

While it will take a period of time to update our disclosures and other materials, the changes described above apply to your account immediately and allow you to make withdrawals and transfers, including online and mobile, from your savings account without regard to the previous limit of six transactions. If you have any questions about your account, please call the phone number at the top of your statement.

# Commercial Checking Acct Public Funds

Account number: 4797829967 ■ December 1, 2020 - December 31, 2020 ■ Page 1 of 3

WELLS  
FARGO

SUPERSTITION FIRE & MEDICAL DISTRICT  
TRANSPORT LOCKBOX ACCOUNT  
565 N IDAHO RD  
APACHE JUNCTION AZ 85119-4014

## Questions?

Call your Customer Service Officer or Client Services  
**1-800-AT WELLS** (1-800-289-3557)  
5:00 AM TO 6:00 PM Pacific Time Monday - Friday

Online: [wellsfargo.com](http://wellsfargo.com)

Write: Wells Fargo Bank, N.A. (182)  
PO Box 63020  
San Francisco, CA 94163

## Account summary

### Commercial Checking Acct Public Funds

Account number	Beginning balance	Total credits	Total debits	Ending balance
4797829967	\$7,671.66	\$144,012.31	-\$144,405.00	\$7,278.97

## Credits

### Deposits

Effective date	Posted date	Amount	Transaction detail
	12/02	1,279.08	Wholesale Lockbox Deposit Los Angeles Box 845500 Deposit 1
	12/03	8,880.26	Wholesale Lockbox Deposit Los Angeles Box 845500 Deposit 1
	12/04	4,705.27	Wholesale Lockbox Deposit Los Angeles Box 845500 Deposit 1
	12/07	28,327.62	Wholesale Lockbox Deposit Los Angeles Box 845500 Deposit 1
	12/08	3,970.03	Wholesale Lockbox Deposit Los Angeles Box 845500 Deposit 1
	12/09	6,340.91	Wholesale Lockbox Deposit Los Angeles Box 845500 Deposit 1
	12/10	837.00	Wholesale Lockbox Deposit Los Angeles Box 845500 Deposit 1
	12/11	4,432.59	Wholesale Lockbox Deposit Los Angeles Box 845500 Deposit 1
	12/14	16,797.94	Wholesale Lockbox Deposit Los Angeles Box 845500 Deposit 1
	12/15	8,561.24	Wholesale Lockbox Deposit Los Angeles Box 845500 Deposit 1
	12/16	4,582.92	Wholesale Lockbox Deposit Los Angeles Box 845500 Deposit 1
	12/17	565.00	Wholesale Lockbox Deposit Los Angeles Box 845500 Deposit 1
	12/18	7,942.93	Wholesale Lockbox Deposit Los Angeles Box 845500 Deposit 1
	12/21	9,827.66	Wholesale Lockbox Deposit Los Angeles Box 845500 Deposit 1
	12/22	6,481.46	Wholesale Lockbox Deposit Los Angeles Box 845500 Deposit 1
	12/23	2,724.77	Wholesale Lockbox Deposit Los Angeles Box 845500 Deposit 1
	12/24	7,428.20	Wholesale Lockbox Deposit Los Angeles Box 845500 Deposit 1
	12/28	12,822.96	Wholesale Lockbox Deposit Los Angeles Box 845500 Deposit 1
	12/29	474.40	Wholesale Lockbox Deposit Los Angeles Box 845500 Deposit 1



**Deposits (continued)**

Effective date	Posted date	Amount	Transaction detail
	12/30	250.00	Wholesale Lockbox Deposit Los Angeles Box 845500 Deposit 1
	12/31	6,780.07	Wholesale Lockbox Deposit Los Angeles Box 845500 Deposit 1
		<b>\$144,012.31</b>	<b>Total deposits</b>
		<b>\$144,012.31</b>	<b>Total credits</b>

**Debits**

**Electronic debits/bank debits**

Effective date	Posted date	Amount	Transaction detail
	12/10	55,450.00	WT Seq#61405 Superstition Fire & Med /Bnf=Superstition Fire & Medical Distri Srf# Gb00000038213976 Trn#201210061405 Rfb# 533
	12/17	37,670.00	WT Seq#75434 Superstition Fire & Med /Bnf=Superstition Fire & Medical Distri Srf# Gb00000038392962 Trn#201217075434 Rfb# 535
	12/23	22,245.00	WT Seq118133 Superstition Fire & Med /Bnf=Superstition Fire & Medical Distri Srf# Gb00000038560626 Trn#201223118133 Rfb# 538
	12/30	29,040.00	WT Seq#77528 Superstition Fire & Med /Bnf=Superstition Fire & Medical Distri Srf# Gb00000038711275 Trn#201230077528 Rfb# 542
		<b>\$144,405.00</b>	<b>Total electronic debits/bank debits</b>
		<b>\$144,405.00</b>	<b>Total debits</b>

**Daily ledger balance summary**

Date	Balance	Date	Balance	Date	Balance
11/30	7,671.66	12/11	10,994.42	12/22	28,083.57
12/02	8,950.74	12/14	27,792.36	12/23	8,563.34
12/03	17,831.00	12/15	36,353.60	12/24	15,991.54
12/04	22,536.27	12/16	40,936.52	12/28	28,814.50
12/07	50,863.89	12/17	3,831.52	12/29	29,288.90
12/08	54,833.92	12/18	11,774.45	12/30	498.90
12/09	61,174.83	12/21	21,602.11	12/31	7,278.97
12/10	6,561.83				
<b>Average daily ledger balance</b>		<b>\$20,671.41</b>			



**IMPORTANT ACCOUNT INFORMATION**

Regulation D and Wells Fargo withdrawal and transfer restrictions on all savings accounts (including money market deposit accounts) have been discontinued.

Federal Reserve Board recently removed Regulation D's six transaction limit on certain withdrawals and transfers from savings accounts (including money market deposit accounts), and allowed banks to suspend enforcement of that limit at each bank's discretion. Your Commercial Account Agreement states that both Regulation D and Wells Fargo limit certain types of withdrawals and transfers from a savings account (or a money market deposit account) to a

---

combined total of six per calendar month or statement cycle. This message is to advise you that these limits were removed in May 2020. We have also discontinued charging the related excess activity fees, and have ceased account conversions and account closures related to the six withdrawal or transfer limit.

While it will take a period of time to update our disclosures and other materials, the changes described above apply to your account immediately and allow you to make withdrawals and transfers, including online and mobile, from your savings account without regard to the previous limit of six transactions. If you have any questions about your account, please call the phone number at the top of your statement.



1/4/21  
2:35:05 PM

# Superstition Fire & Medical District

## Balance Sheet

As of 12/31/2020

FUND: (150) Not Defined

### Assets

#### Current Assets

Fund Cash (Transport)	\$1,231,144.79	
Payroll Account (Transport)	(873,727.55)	
Total Current Assets		\$357,417.24 (K)
<b>Total Assets</b>		<b>\$357,417.24</b>

### Liabilities and Equity

#### Current Liabilities

Voluntary Long Term Disability Ins	\$(330.41)	
Voluntary Supplemental Life Insurance	(139.51)	
AFLAC	374.65	
Due To Other Funds	2,761,787.36	
Total Current Liabilities		\$2,761,692.09
<b>Total Liabilities</b>		<b>\$2,761,692.09</b>

#### Equity

Fund Balance - Transport Fund	\$(2,369,215.42)	
Current Year Profit/Loss	(35,059.43)	
Total Equity		(2,404,274.85)
<b>Total Liabilities and Equity</b>		<b>\$357,417.24</b>

*ink.*

January 2021						
S	M	T	W	T	F	S
27	28	29	30	31	1	2
3	4	5	6	7	8	9
10	11	12	13	14	15	16
17	18	19	20	21	22	23
24	25	26	27	28	29	30
31	1	2	3	4	5	6

New Balance  
**\$11,430.46**  
 Minimum Payment Due  
**\$2,286.00**  
 Payment Due Date  
**01/04/21**

**Late Payment Warning:** If we do not receive your minimum payment by the due date, you may have to pay a late fee, and existing and new balances may become subject to the Default APR.  
**Minimum Payment Warning:** Enroll in Auto-Pay and avoid missing a payment. To enroll, go to [www.chase.com](http://www.chase.com)

**ACCOUNT SUMMARY**

Account Number: 4246 3152 5232 6481

Previous Balance	\$13,969.01
Payment, Credits	-13,969.01
Purchases	+11,430.46
Cash Advances	\$0.00
Balance Transfers	\$0.00
Fees Charged	\$0.00
Interest Charged	\$0.00
<b>New Balance</b>	<b>\$11,430.46</b>
Opening/Closing Date	11/11/20 - 12/10/20
Credit Limit	\$50,000
Available Credit	\$38,569
Cash Access Line	\$2,500
Available for Cash	\$2,500
Past Due Amount	\$0.00
Balance over the Credit Limit	\$0.00

150F (D)  
 \$885.63

VENDOR # Chase  
 ACCOUNT # \_\_\_\_\_  
 APPROVAL \_\_\_\_\_  
 DATE PAID 12/10/20  
 WARRANT # \_\_\_\_\_  
 4514

000001 FIS3339 C 1 Y 9 10 20/12/10 Page 1 of 3 06630 MADA 24927 3451000010002492701

**CHASE**  
*ink.*  
 P.O. BOX 15123  
 WILMINGTON, DE 19850-5123  
 For Undeliverable Mail Only

42463152523264810022860001143046000000005

Make your payment at  
[chase.com/paycard](http://chase.com/paycard)

Payment Due Date: 01/04/21  
 New Balance: \$11,430.46  
 Minimum Payment: \$2,286.00

Account number: 4246 3152 5232 6481

\$ \_\_\_\_\_ Amount Enclosed  
 Make/Mail to Chase Card Services at the address below:

24927 BEX 9 34520 C  
 ROGER WOOD  
 SUPERSTITION FIRE  
 565 N IDAHO RD  
 APACHE JUNCTION AZ 85119-4014

CARDMEMBER SERVICE  
 PO BOX 6294  
 CAROL STREAM IL 60197-6294

⑆5000 180 28⑆ 1595 2523 2648 15⑈

*ink.*

**ACCOUNT ACTIVITY**

Date of Transaction	Merchant Name or Transaction Description	\$ Amount
11/22	Payment ThankYou Image Check	-280.95
11/22	Payment ThankYou Image Check	-8,635.99
11/22	Payment ThankYou Image Check	-1,798.88
11/22	Payment ThankYou Image Check	-3,255.19
12/07	AZ DEPT OF REVENUE TMACCONNEL@AZ AZ 100F 19607 93678 150F 19608 \$134.41 400F 19609 \$176.40	347.42
12/07	PNP AZ DOR TAXFEE info@pointand MI 100F 19607 .86 150F 19608 8.16 400F 19609 \$4.15	8.16
	ROGER WOOD TRANSACTIONS THIS CYCLE (CARD 6481) \$13813.43- INCLUDING PAYMENTS RECEIVED	\$315
11/25	WM SUPERCENTER #1381 APACHE JUNCTI AZ 19579	38.32 100F
	JEFF CRANMER TRANSACTIONS THIS CYCLE (CARD 6549) \$38.32	
11/11	AMZN Mktp US*283FU9YQ0 Amzn.com/bill WA 19522	31.76 100F
11/12	VISTAPR*VistaPrint.com 866-8936743 MA 100F 19525 \$301.74 150F 19526 \$150.88	452.64
11/26	APPLE.COM/US 800-678-2775 CA 100F 19571 \$116.87 150F 19572 \$58.44	175.31
12/09	NNA SERVICES LLC 800-876-8827 CA 19625	114.00 100F
12/09	NNA SERVICES LLC 800-876-8827 CA 19625	114.00 100F
	ANNA BUTEL TRANSACTIONS THIS CYCLE (CARD 6655) \$887.71	
11/15	AMZN Mktp US*207XK1TV0 Amzn.com/bill WA 100F 19544 \$256.4 150F 19545 \$128.2	38.48
11/17	Amazon.com*SV9Q05NUJ3 Amzn.com/bill WA 19544	18.13 100F
11/24	1000BULBS.COM 800-624-4488 TX 100F 19544 \$102.94 150F 19545 \$51.48	153.82
11/24	AMZN Mktp US*TH96A8WM3 Amzn.com/bill WA 19544	13.60 100F
12/02	AMZN Mktp US*FO8HD3N13 Amzn.com/bill WA 19544	27.12 100F
12/01	OFFICE DEPOT #5101 800-463-3768 AZ 100F 19544 \$299.3 150F 19545 \$144.8	45.43
12/02	OFFICE DEPOT #5101 800-463-3768 AZ 100F 19544 \$146.83 150F 19545 \$73.44	220.31
12/07	OFFICE DEPOT #5101 800-463-3768 AZ 100F 19544 \$22.2 150F 19545 \$11.1	63.19
	VAUGHN CROSHAW TRANSACTIONS THIS CYCLE (CARD 0887) \$578.06	
11/25	ONE BEAT CPR LEARNING 855-663-2328 FL 19599	3,105.00 400F
12/04	ONE BEAT CPR LEARNING 855-663-2328 FL 19598	1,068.00 400F
	TINA GEROLA TRANSACTIONS THIS CYCLE (CARD 6473) \$4173.00	
11/17	HARBOR FREIGHT TOOLS 252 APACHE JUNCTI AZ 19546	121.05 100F
11/17	THE HOME DEPOT 404 MESA AZ 19546	140.00 100F
11/25	MCCCD MESA CC 480-461-7400 AZ 19577	4,500.00 100F
	FOX TANNER TRANSACTIONS THIS CYCLE (CARD 2889) \$4781.05	
11/19	ABATIX 214-381-0322 TX 19607	385.83 150F
	AMY BROOKS TRANSACTIONS THIS CYCLE (CARD 7121) \$385.83	
11/13	AMZN Mktp US*2017L3Z21 Amzn.com/bill WA 19549	120.55 100F
11/18	ID CARDS INSTANTCARD HTTPWWW.INST MD 19549	100.00 100F
12/01	JONES & BARTLETT LEARNING 800-832-0034 MA 19583	50.36 100F
	KELLY BARTZ TRANSACTIONS THIS CYCLE (CARD 3849) \$270.91	

2020 Totals Year-to-Date	
Total fees charged in 2020	\$0.00
Total interest charged in 2020	\$0.00

Year-to-date totals do not reflect any fee or interest refunds you may have received.

**INTEREST CHARGES**

Your Annual Percentage Rate (APR) is the annual interest rate on your account.

Balance Type	Annual Percentage Rate (APR)	Balance Subject To Interest Rate	Interest Charges
<b>PURCHASES</b>			
Purchases	10.24%(v)(d)	-0-	-0-
<b>CASH ADVANCES</b>			
Cash Advances	19.24%(v)(d)	-0-	-0-

**Superstition Fire & Medical District  
Monthly Pinal County Treasurer's Bank Account Reconciliation**

**200 Capital Projects Fund**


**Reconciliation References:**

- A Previous month's bank ending balance / current month's bank beginning balance
- B Interest Income
- C Current month's revenue transfer from the 100 Fund
- D Current month's property tax receipts (real and personal)
- E Current month's Accounts Payable disbursements
- F Current month's refunded interest
- G Current month's bank ending balance
- H Cash Balance per G/L Balance Sheet



**Superstition Fire & Medical District  
Capital Project (Fund 200) Cash Reconciliation  
Fiscal Year 2020- 2021  
12/31/2020**

	Deposits (Cash Receipts)	Cash Disbursements	Book Balance
Book Balance as of: 12/1/2020			<u>\$929,677.05</u> (A)
<u>Activity During the Month</u>			
<b>Journal Entries:</b>			
Interest Income (Expense):	289.31		289.31 (B)
Deposits			-
Revenue Transfer	121.62		121.62 (C)
Cash Receipts			
Real Estate Taxes	110,381.27		110,381.27 (D)
Personal Property Taxes	10,772.80		10,772.80 (D)
SRP Contributions			-
<b>Cash Disbursements</b>			
A) Accounts Payable		(95,540.70)	(95,540.70) (E)
B) Transfer In / Out			-
C) Refund Interest		(0.80)	(0.80) (F)
	<u>\$121,565.00</u>	<u>(95,541.50)</u>	<u>\$955,700.55</u>
<u>Pinal County Bank Balance</u>			
Ending Bank Balance as of: 12/31/2020	Balance from YTD Column		\$ 955,700.55 (G)
Less: Outstanding Warrants		Check #	
Less:			-
			<u>\$ 955,700.55</u>
Prepared by: <u>[Signature] 1/4/21</u>			Balance per B/S \$ 955,700.55 (H)
Reviewed by: <u>[Signature] 1/11/21</u>			Difference \$ -



Pinal County Treasurer

Monthly Statement

Date Range: 12/1/2020 to 12/31/2020

Account	Period	YTD		
<b>6116421101</b>	<b>Superstition Fire &amp; Medical Dist Capital Projects</b>			
Begin Balance:	(A) 929,677.05	597,523.74		
Income:	121,565.00	709,538.05		
LOC Advance:	.00	.00		
Expense:	(95,541.50)	(351,361.24)	LOC:	.00
LOC Payments:	.00	.00	Warrants Outstanding:	.00
Cash Balance:	(G) 955,700.55	955,700.55	End:	955,700.55

Monthly Statement Summary

Source Code	Description	MTDAmount	YTDAmount
<b>6116421101</b>	<b>Superstition Fire &amp; Medical Dist</b>	<b>Beginning Balance:</b> 929,677.05	597,523.74
<b>Capital Projects</b>			
11100.2017	2017 Real Estate Taxes	.00	(314.15)
11100.2018	2018 Real Estate Taxes	.19	4.73
11100.2019	2019 Real Estate Taxes	1,721.41	7,099.79
11100.2020	2020 Real Estate Taxes	108,659.67	627,045.28
12100.2017	2017 Personal Property Taxes	67.30	209.19
12100.2018	2018 Personal Property Taxes	128.53	(1,195.05)
12100.2019	2019 Personal Property Taxes	213.07	1,390.74
12100.2020	2020 Personal Property Taxes	10,363.90	58,226.26
14 0	Salt River Contribution	.00	14,207.85
21100.43	Wells Fargo Trust Investment Interest	.13	.62
21100.46	Wells Fargo Investment Investment Interest	38.16	270.44
21100.47	WF Money Market Investment Interest	2.96	60.16
21100.48	WF Brokerage Account Investment Interest	44.53	47.33
21100.55	Multi-Bank Securities Investment Interest	.00	145.87
21100.70	Vining Sparks Investment Interest	174.00	1,341.53
21100.80	Stifel Nicolaus & Company Investment Interest	29.53	381.61
73750.0	Revenue Transfer	121.62	615.85
90400.0	Refund Interest	(.80)	(2.59)
90930.0	Warrants Redeemed	(95,540.70)	(351,358.65)
	<b>Ending Balance:</b>	<b>955,700.55</b>	<b>955,700.55</b>

Handwritten notes: \$110,381.27, \$10,772.80, \$289.31, (D), (B), (C), (E), (F)

Monthly Statement Detail

Date	Notes	Doc #	Amount	C/D
<b>6116421101</b>	<b>Superstition Fire &amp; Medical Dist Capital Projects</b>		<b>Beginning Balance: 929,677.05</b>	
11100.2018	2018 Real Estate Taxes		Source Code Total: .19	
12/18	Tax Distribution	0	.19	C
11100.2019	2019 Real Estate Taxes		Source Code Total: 1,721.41	
12/01	Tax Distribution	0	23.46	C
12/03	Tax Distribution	0	30.58	C
12/04	Tax Distribution	0	18.75	C
12/07	Tax Distribution	0	2.22	C
12/07	Tax Distribution	0	.38	C
12/08	Tax Distribution	0	76.60	C
12/09	Tax Distribution	0	19.05	C
12/09	Tax Distribution	0	8.01	C
12/09	Tax Distribution	0	7.31	C
12/10	Tax Distribution	0	8.42	C
12/11	Tax Distribution	0	.09	C
12/11	Tax Distribution	0	9.64	C
12/14	Tax Distribution	0	4.84	C
12/14	Tax Distribution	0	61.80	C




Pinal County Treasurer

Monthly Statement

Date Range: 12/1/2020 to 12/31/2020

12/15 Tax Distribution	0	18.97	C
12/16 Tax Distribution	0	.09	C
12/16 Tax Distribution	0	30.10	C
12/17 Tax Distribution	0	18.78	C
12/18 Tax Distribution	0	42.55	C
12/18 Tax Distribution	0	34.48	C
12/21 Tax Distribution	0	58.94	C
12/22 Tax Distribution	0	15.45	C
12/23 Tax Distribution	0	643.34	C
12/23 Tax Distribution	0	51.95	C
12/24 Tax Distribution	0	31.87	C
12/24 Tax Distribution	0	5.67	C
12/28 Tax Distribution	0	4.43	C
12/28 Tax Distribution	0	8.59	C
12/29 Tax Distribution	0	3.08	C
12/29 Tax Distribution	0	21.47	C
12/29 Tax Distribution	0	.72	C
12/30 Tax Distribution	0	(5.18)	C
12/30 Tax Distribution	0	318.93	C
12/30 Tax Distribution	0	41.43	C
12/31 Tax Distribution	0	49.26	C
12/31 Tax Distribution	0	55.34	C
2020 2020 Real Estate Taxes		Source Code Total: 108,659.67	
12/01 Tax Distribution	0	565.07	C
12/01 Tax Distribution	0	1,118.94	C
12/01 Tax Distribution	0	353.28	C
12/01 Tax Distribution	0	307.16	C
12/01 Tax Distribution	0	981.31	C
12/02 Tax Distribution	0	366.52	C
12/02 Tax Distribution	0	860.99	C
12/02 Tax Distribution	0	1,746.82	C
12/02 Tax Distribution	0	1,001.54	C
12/02 Tax Distribution	0	132.09	C
12/03 Tax Distribution	0	277.31	C
12/03 Tax Distribution	0	148.54	C
12/03 Tax Distribution	0	876.83	C
12/03 Tax Distribution	0	860.02	C
12/04 Tax Distribution	0	774.35	C
12/04 Tax Distribution	0	1,693.87	C
12/04 Tax Distribution	0	505.80	C
12/07 Tax Distribution	0	249.01	C
12/07 Tax Distribution	0	521.95	C
12/07 Tax Distribution	0	721.69	C
12/08 Tax Distribution	0	954.35	C
12/08 Tax Distribution	0	4,780.94	C
12/08 Tax Distribution	0	633.39	C
12/08 Tax Distribution	0	372.43	C
12/08 Tax Distribution	0	3,013.26	C
12/09 Tax Distribution	0	2,243.88	C
12/09 Tax Distribution	0	663.96	C
12/09 Tax Distribution	0	1,937.83	C
12/09 Tax Distribution	0	2,486.61	C
12/10 Tax Distribution	0	876.08	C
12/10 Tax Distribution	0	1,394.67	C
12/10 Tax Distribution	0	184.18	C
12/11 Tax Distribution	0	1,164.33	C
12/11 Tax Distribution	0	975.33	C



Pinal County Treasurer

Monthly Statement

Date Range: 12/1/2020 to 12/31/2020

12/11 Tax Distribution	0	197.49	C
12/11 Tax Distribution	0	4,313.79	C
12/14 Tax Distribution	0	1,009.11	C
12/14 Tax Distribution	0	3,907.65	C
12/14 Tax Distribution	0	685.49	C
12/15 Tax Distribution	0	(10.84)	C
12/15 Tax Distribution	0	330.60	C
12/15 Tax Distribution	0	585.53	C
12/15 Tax Distribution	0	2,953.66	C
12/15 Tax Distribution	0	1,477.76	C
12/16 Tax Distribution	0	830.66	C
12/16 Tax Distribution	0	1,235.10	C
12/16 Tax Distribution	0	902.98	C
12/17 Tax Distribution	0	2,155.15	C
12/17 Tax Distribution	0	670.72	C
12/17 Tax Distribution	0	1,245.60	C
12/17 Tax Distribution	0	1,854.49	C
12/18 Tax Distribution	0	868.66	C
12/18 Tax Distribution	0	1,657.83	C
12/21 Tax Distribution	0	768.34	C
12/21 Tax Distribution	0	760.87	C
12/22 Tax Distribution	0	332.49	C
12/22 Tax Distribution	0	5,941.65	C
12/22 Tax Distribution	0	2,268.47	C
12/23 Tax Distribution	0	2,464.09	C
12/23 Tax Distribution	0	2,970.80	C
12/23 Tax Distribution	0	156.51	C
12/24 Tax Distribution	0	1,718.14	C
12/24 Tax Distribution	0	3,597.17	C
12/24 Tax Distribution	0	1,623.13	C
12/28 Tax Distribution	0	1,285.08	C
12/28 Tax Distribution	0	541.30	C
12/28 Tax Distribution	0	493.38	C
12/28 Tax Distribution	0	1,352.95	C
12/28 Tax Distribution	0	3,586.03	C
12/29 Tax Distribution	0	273.43	C
12/29 Tax Distribution	0	391.78	C
12/29 Tax Distribution	0	1,057.03	C
12/29 Tax Distribution	0	562.52	C
12/29 Tax Distribution	0	1,435.49	C
12/30 Tax Distribution	0	(2.42)	C
12/30 Tax Distribution	0	1,293.60	C
12/30 Tax Distribution	0	1,927.87	C
12/30 Tax Distribution	0	913.06	C
12/30 Tax Distribution	0	989.55	C
12/30 Tax Distribution	0	604.80	C
12/31 Tax Distribution	0	3,909.82	C
12/31 Tax Distribution	0	1,139.11	C
12/31 Tax Distribution	0	1,027.00	C
12/31 Tax Distribution	0	660.87	C
12100.2017 2017 Personal Property Taxes		Source Code Total: 67.30	
12/02 Tax Distribution	0	15.85	C
12/03 Tax Distribution	0	.37	C
12/07 Tax Distribution	0	5.69	C
12/08 Tax Distribution	0	9.21	C
12/10 Tax Distribution	0	1.30	C
12/10 Tax Distribution	0	1.50	C





Pinal County Treasurer

Monthly Statement

Date Range: 12/1/2020 to 12/31/2020

12/11 Tax Distribution	0	2.60	C
12/11 Tax Distribution	0	4.15	C
12/14 Tax Distribution	0	3.20	C
12/15 Tax Distribution	0	5.74	C
12/15 Tax Distribution	0	3.81	C
12/16 Tax Distribution	0	2.76	C
12/17 Tax Distribution	0	1.57	C
12/18 Tax Distribution	0	.63	C
12/18 Tax Distribution	0	3.04	C
12/21 Tax Distribution	0	.77	C
12/23 Tax Distribution	0	1.69	C
12/28 Tax Distribution	0	1.10	C
12/31 Tax Distribution	0	2.32	C
<b>12100.2018 2018 Personal Property Taxes</b>		<b>Source Code Total: 128.53</b>	
12/02 Tax Distribution	0	7.52	C
12/02 Tax Distribution	0	.98	C
12/02 Tax Distribution	0	15.85	C
12/03 Tax Distribution	0	.37	C
12/07 Tax Distribution	0	13.67	C
12/08 Tax Distribution	0	3.18	C
12/09 Tax Distribution	0	1.31	C
12/10 Tax Distribution	0	3.28	C
12/11 Tax Distribution	0	2.43	C
12/14 Tax Distribution	0	10.52	C
12/15 Tax Distribution	0	6.34	C
12/15 Tax Distribution	0	.76	C
12/16 Tax Distribution	0	4.56	C
12/18 Tax Distribution	0	2.99	C
12/21 Tax Distribution	0	.77	C
12/23 Tax Distribution	0	1.66	C
12/23 Tax Distribution	0	29.95	C
12/23 Tax Distribution	0	14.40	C
12/28 Tax Distribution	0	4.23	C
12/31 Tax Distribution	0	2.32	C
12/31 Tax Distribution	0	1.44	C
<b>12100.2019 2019 Personal Property Taxes</b>		<b>Source Code Total: 213.07</b>	
12/02 Tax Distribution	0	28.50	C
12/02 Tax Distribution	0	2.95	C
12/02 Tax Distribution	0	19.39	C
12/03 Tax Distribution	0	1.46	C
12/03 Tax Distribution	0	.68	C
12/04 Tax Distribution	0	8.85	C
12/07 Tax Distribution	0	13.50	C
12/08 Tax Distribution	0	2.68	C
12/08 Tax Distribution	0	(3.01)	C
12/08 Tax Distribution	0	5.17	C
12/09 Tax Distribution	0	4.26	C
12/09 Tax Distribution	0	5.38	C
12/10 Tax Distribution	0	9.89	C
12/11 Tax Distribution	0	2.32	C
12/14 Tax Distribution	0	.37	C
12/14 Tax Distribution	0	28.71	C
12/15 Tax Distribution	0	5.55	C
12/15 Tax Distribution	0	.70	C
12/16 Tax Distribution	0	11.27	C
12/17 Tax Distribution	0	1.04	C
12/18 Tax Distribution	0	.06	C



Pinal County Treasurer

Monthly Statement

Date Range: 12/1/2020 to 12/31/2020

12/18 Tax Distribution	0	2.94	C
12/21 Tax Distribution	0	7.00	C
12/22 Tax Distribution	0	3.02	C
12/23 Tax Distribution	0	2.22	C
12/23 Tax Distribution	0	13.61	C
12/23 Tax Distribution	0	7.78	C
12/24 Tax Distribution	0	.31	C
12/28 Tax Distribution	0	.78	C
12/28 Tax Distribution	0	4.15	C
12/29 Tax Distribution	0	13.15	C
12/30 Tax Distribution	0	2.37	C
12/31 Tax Distribution	0	5.06	C
12/31 Tax Distribution	0	.96	C
12100.2020 2020 Personal Property Taxes		Source Code Total: 10,363.90	
12/01 Tax Distribution	0	82.08	C
12/01 Tax Distribution	0	132.54	C
12/01 Tax Distribution	0	86.68	C
12/01 Tax Distribution	0	58.31	C
12/01 Tax Distribution	0	87.86	C
12/02 Tax Distribution	0	62.75	C
12/02 Tax Distribution	0	101.38	C
12/02 Tax Distribution	0	168.91	C
12/02 Tax Distribution	0	114.65	C
12/02 Tax Distribution	0	.30	C
12/03 Tax Distribution	0	3.84	C
12/03 Tax Distribution	0	10.56	C
12/03 Tax Distribution	0	87.41	C
12/03 Tax Distribution	0	58.82	C
12/04 Tax Distribution	0	17.83	C
12/04 Tax Distribution	0	276.43	C
12/04 Tax Distribution	0	100.47	C
12/07 Tax Distribution	0	32.49	C
12/07 Tax Distribution	0	127.55	C
12/07 Tax Distribution	0	142.07	C
12/08 Tax Distribution	0	143.43	C
12/08 Tax Distribution	0	106.69	C
12/08 Tax Distribution	0	(3.16)	C
12/08 Tax Distribution	0	24.43	C
12/08 Tax Distribution	0	310.67	C
12/09 Tax Distribution	0	242.09	C
12/09 Tax Distribution	0	63.37	C
12/09 Tax Distribution	0	251.79	C
12/09 Tax Distribution	0	158.66	C
12/10 Tax Distribution	0	96.47	C
12/10 Tax Distribution	0	114.89	C
12/10 Tax Distribution	0	(127.89)	C
12/10 Tax Distribution	0	47.39	C
12/11 Tax Distribution	0	69.37	C
12/11 Tax Distribution	0	90.75	C
12/11 Tax Distribution	0	36.01	C
12/11 Tax Distribution	0	74.47	C
12/14 Tax Distribution	0	79.70	C
12/14 Tax Distribution	0	85.46	C
12/14 Tax Distribution	0	229.99	C
12/15 Tax Distribution	0	12.08	C
12/15 Tax Distribution	0	156.56	C
12/15 Tax Distribution	0	554.65	C



Pinal County Treasurer

Monthly Statement

Date Range: 12/1/2020 to 12/31/2020

12/15 Tax Distribution	0	221.42	C
12/16 Tax Distribution	0	155.69	C
12/16 Tax Distribution	0	121.85	C
12/16 Tax Distribution	0	132.29	C
12/17 Tax Distribution	0	112.67	C
12/17 Tax Distribution	0	249.87	C
12/17 Tax Distribution	0	38.80	C
12/17 Tax Distribution	0	68.90	C
12/18 Tax Distribution	0	48.77	C
12/18 Tax Distribution	0	195.84	C
12/21 Tax Distribution	0	84.03	C
12/21 Tax Distribution	0	115.53	C
12/22 Tax Distribution	0	77.54	C
12/22 Tax Distribution	0	619.18	C
12/22 Tax Distribution	0	98.57	C
12/23 Tax Distribution	0	(6.15)	C
12/23 Tax Distribution	0	131.16	C
12/23 Tax Distribution	0	607.00	C
12/23 Tax Distribution	0	22.43	C
12/24 Tax Distribution	0	114.13	C
12/24 Tax Distribution	0	120.16	C
12/24 Tax Distribution	0	116.09	C
12/28 Tax Distribution	0	145.12	C
12/28 Tax Distribution	0	104.38	C
12/28 Tax Distribution	0	112.67	C
12/28 Tax Distribution	0	391.42	C
12/29 Tax Distribution	0	17.69	C
12/29 Tax Distribution	0	78.48	C
12/29 Tax Distribution	0	168.22	C
12/29 Tax Distribution	0	56.64	C
12/29 Tax Distribution	0	44.00	C
12/29 Tax Distribution	0	144.00	C
12/30 Tax Distribution	0	(4.32)	C
12/30 Tax Distribution	0	203.88	C
12/30 Tax Distribution	0	198.35	C
12/30 Tax Distribution	0	39.45	C
12/30 Tax Distribution	0	31.62	C
12/30 Tax Distribution	0	105.14	C
12/31 Tax Distribution	0	284.35	C
12/31 Tax Distribution	0	81.96	C
12/31 Tax Distribution	0	88.73	C
12/31 Tax Distribution	0	55.55	C
21100.43 Wells Fargo Trust Investment Interest		Source Code Total: .13	
12/02 Investment Interest	0	.13	C
21100.46 Wells Fargo Investment Investment Interest		Source Code Total: 38.16	
12/16 Investment Interest	0	13.15	C
12/17 Investment Interest	0	4.95	C
12/30 Investment Interest	0	20.06	C
21100.47 WF Money Market Investment Interest		Source Code Total: 2.96	
12/01 Investment Interest	0	2.96	C
21100.48 WF Brokerage Account Investment Interest		Source Code Total: 44.53	
12/01 Investment Interest	0	32.74	C
12/03 Investment Interest	0	11.79	C
21100.70 Vining Sparks Investment Interest		Source Code Total: 174.00	
12/02 Investment Interest	0	14.18	C
12/04 Investment Interest	0	57.55	C
12/08 Investment Interest	0	9.66	C



Pinal County Treasurer

Monthly Statement

Date Range: 12/1/2020 to 12/31/2020

12/21 Investment Interest	0	53.23	C
12/23 Investment Interest	0	15.19	C
12/28 Investment Interest	0	24.19	C
21100.80 Stifel Nicolaus & Company Investment Interest		Source Code Total: 29.53	
12/08 Investment Interest	0	12.88	C
12/16 Investment Interest	0	16.65	C
73750.0 Revenue Transfer		Source Code Total: 121.62	
12/16 Maricopa Taxes Share Transfer with 200 Fund	0	121.62	C
90400.0 Refund Interest		Source Code Total: (.80)	
12/03 167879 100-33-01007 2020 Adjustment/Corr Refund	167879	(.08)	D
12/08 167909 T99-82-39659 2019 Adjustment/Corr Refund	167909	(.02)	D
12/08 167909 T99-82-39659 2020 Adjustment/Corr Refund	167909	(.01)	D
12/10 167978 B99-96-82436 2020 Adjustment/Corr Refund	167978	(.24)	D
12/10 167983 B98-00-01001 2020 Adjustment/Corr Refund	167983	(.45)	D
90930.0 Warrants Redeemed		Source Code Total: (95,540.70)	
12/11 Paid Warrants	0	(5,345.62)	D
12/15 Paid Warrants	0	(50,116.22)	D
12/28 Paid Warrants	0	(711.00)	D
12/30 Paid Warrants	0	(39,367.86)	D
6116421101 Superstition Fire & Medical Dist Capital Projects			<b>Ending Balance: 955,700.55</b>

**Warrant Detail**

Payee Name	Warrant	Amount	Issue Dt	Status Dt	Voucher
<b>6116421101 Superstition Fire &amp; Medical Dist Capital Projects</b>					Account Total: 95,540.70
Fund: 1107					Fund Total: 95,540.70
Status: PAID					Status Total: 95,540.70
DURHAM COMMUNICATIONS, INC.	1107000623	50,116.22	12/02/20	12/15/20	
TOP CAT ENTERPRISES, LLC	1107000624	5,345.62	12/02/20	12/11/20	
CITY OF MESA	1107000625	711.00	12/16/20	12/28/20	
HUGHES FIRE EQUIPMENT, INC.	1107000626	39,367.86	12/16/20	12/30/20	
	Count	Amount			
Total PAID:	4	95,540.70			



# Pinal County Treasurer

## Treasurer Receipt

Control No. 355995  
 Receipt No. 289913

**Receipt Date:** 12/15/2020 **Cash:** \$0.00 **Submitted By:** McMinn, Linette  
**Total Amount:** \$1,702.62 **Check:** \$0.00 **Department:** PC Treasurer  
**Revised Date:** No Change Made **Wire/Direct Deposit:** \$1,702.62 **Posted By:** Rosamania Velazquez  
**Credit Card:** \$0.00

GL	Source	Cost	Object	Subsid	Subled	Type	Notes	Amount
6116421001	15150.0						Superstition Fire Proceeds from Maricopa Co Wired 12/15/2020	\$1,702.62

SE 1206  
 150  
 158152  
 12162  
 ©

**Superstition Fire & Medical District**  
**AP Check Register (Current by Bank)**  
Check Dates: 12/1/2020 to 12/31/2020

Check No.	Date	Status*	Vendor ID	Payee Name	Amount
<b>BANK ID: CP - CAPITAL PROJECTS FUND</b>					<b>200-10-10200-10</b>
623	12/02/20	P	DURC	Durham Communications, Inc.	\$50,116.22
624	12/02/20	P	RIDNOW	Top Cat Enterprises, LLC	\$5,345.62
625	12/16/20	P	CITOM	City of Mesa	\$711.00
626	12/16/20	P	HUGHFI	Hughes Fire Equipment, Inc.	\$39,367.86
<b>BANK CP REGISTER TOTAL:</b>					<b>\$95,540.70</b>
<b>GRAND TOTAL :</b>					<b>\$95,540.70</b>

(E)

\* Check Status Types: "P" - Printed ; "M" - Manual ; "V" - Void ( Void Date ) ; "A" - Application ; "E" - EFT  
\*\* Denotes broken check sequence.

**Superstition Fire & Medical District**

**Balance Sheet**

As of 12/31/2020

FUND: (200) Capital Projects Fund

**Assets**

**Current Assets**

Fund Cash - Capital Projects  
Due From other funds  
Total Current Assets

\$955,700.55

(H)

1,275,295.36

\$2,230,995.91

**Total Assets**

\$2,230,995.91

**Liabilities and Equity**

**Equity**

Fund Balance - Capital Projects  
Current Year Profit/Loss  
Total Equity

\$1,871,810.10

359,185.81

2,230,995.91

**Total Liabilities and Equity**

\$2,230,995.91

# Superstition Fire & Medical District Monthly Pinal County Treasurer's Bank Account Reconciliation

## 400 Special Revenue Fund

### Reconciliation References:

- A Previous month's bank ending balance / current month's bank beginning balance
- B Interest Income
- C Current month's Deposits / Donations
- D Current month's Accounts Payable disbursements
- E Current month's bank ending balance
- F Accounts Payable checks outstanding at month-end
- G Cash Balance per G/L Balance Sheet
- H Chase MasterCard credit card payment – warrant #1105000303 (paid 12/16/2020)





**Superstition Fire & Medical District  
Special Revenue (Fund 400) Cash Reconciliation  
Fiscal Year 2020 - 2021  
12/31/2020**

	Deposits (Cash Receipts)	Cash Disbursements	Book Balance
Book Balance as of: 12/1/2020			\$56,117.64 (A)
<u>Activity During the Month</u>			
Journal Entries:			
Interest Income (Expense):	23.22		23.22 (B)
Cash Receipts			
46750 FEMA Grant Receipts			-
47020 AED Donations	6,000.00		6,000.00
47100 EMS Cardiac Donations			-
47110 EMS Equipment Donations			-
47120 Prevention/Pub Ed Donations			-
47130 General Donations	500.00		500.00
Deposits			-
Revenue Transfer			-
Cash Disbursements			
A) Accounts Payable		(4,678.81)	(4,678.81) (D)
B) Transfer in / Out			-
C) Refund Interest			-
	<u>\$6,523.22</u>	<u>(4,678.81)</u>	<u>\$57,962.05</u>
<u>Pinal County Bank Balance</u>			
Ending Bank Balance as of: 12/31/2020	Balance from YTD Column		\$ 57,962.05 (E)
Less: Outstanding Warrants	Check # 304	(1,621.50)	(1,621.50) (F)
			-
			-
			<u>\$ 56,340.55</u>
Prepared by: <u>[Signature]</u> 1/4/21			Balance per B/S \$ 56,340.55 (G)
Reviewed by: <u>[Signature]</u> 1/11/21			Difference \$ -



Pinal County Treasurer

Monthly Statement

Date Range: 12/1/2020 to 12/31/2020

Account	Period	YTD		
<b>6116422901</b>	<b>Superstition Fire &amp; Medical Dist Special Revenue</b>			
Begin Balance:	(A) 56,117.64	52,693.46		
Income:	6,523.22	27,398.09		
LOC Advance:	.00	.00		
Expense:	(4,678.81)	(22,129.50)	LOC:	.00
LOC Payments:	.00	.00	Warrants Outstanding:	(1,621.50)
Cash Balance:	(E) 57,962.05	57,962.05	End:	56,340.55

Monthly Statement Summary

Source Code	Description	MTDAmount	YTDAmount
<b>6116422901</b>	<b>Superstition Fire &amp; Medical Dist</b>	<b>Beginning Balance:</b> 56,117.64	52,693.46
	<b>Special Revenue</b>		
21100.43	Wells Fargo Trust Investment Interest	.01	.06
21100.46	Wells Fargo Investment Investment Interest	3.00	22.58
21100.47	WF Money Market Investment Interest	.17	5.55
21100.48	WF Brokerage Account Investment Interest	3.65	3.91
21100.55	Multi-Bank Securities Investment Interest	.00	13.55
21100.70	Vining Sparks Investment Interest	13.99	123.53
21100.80	Stifel Nicolaus & Company Investment Interest	2.40	35.35
73160.0	Deposits	6,500.00	27,093.56
73 0	Revenue Transfer	.00	100.00
90930.0	Warrants Redeemed	(4,678.81)	(22,129.50)
	<b>Ending Balance:</b>	<b>57,962.05</b>	<b>57,962.05</b>

Monthly Statement Detail

Date	Notes	Doc #	Amount	C/D
<b>6116422901 Superstition Fire &amp; Medical Dist Special Revenue</b>			<b>Beginning Balance: 56,117.64</b>	
21100.43	Wells Fargo Trust Investment Interest		Source Code Total: .01	
12/02	Investment Interest	0	.01	C
21100.46	Wells Fargo Investment Investment Interest		Source Code Total: 3.00	
12/16	Investment Interest	0	1.05	C
12/17	Investment Interest	0	.40	C
12/30	Investment Interest	0	1.55	C
21100.47	WF Money Market Investment Interest		Source Code Total: .17	
12/01	Investment Interest	0	.17	C
21100.48	WF Brokerage Account Investment Interest		Source Code Total: 3.65	
12/01	Investment Interest	0	2.69	C
12/03	Investment Interest	0	.96	C
21100.70	Vining Sparks Investment Interest		Source Code Total: 13.99	
12/02	Investment Interest	0	1.18	C
12/04	Investment Interest	0	4.77	C
12/08	Investment Interest	0	.79	C
12/21	Investment Interest	0	4.23	C
12/23	Investment Interest	0	1.20	C
12/28	Investment Interest	0	1.82	C
21100.80	Stifel Nicolaus & Company Investment Interest		Source Code Total: 2.40	
12/08	Investment Interest	0	1.06	C
12/16	Investment Interest	0	1.34	C
73160.0	Deposits		Source Code Total: 6,500.00	
12/30	400.10.47130.10 M Lamp / inv 6229 / ck 1291	0	500.00	C
12/30	400.10.47020.41 Desert Chapel / inv 6195 / ck 2585	0	1,500.00	C
12/30	400.10.47020.41 CrossroadsSouthern/inv 6200/ 9471	0	1,500.00	C
12/30	400.10.47020.41 Shiprock RV/inv 6188/ck 2389	0	750.00	C
12/30	400.10.47020.41 Shiprock RV/inv 6188/ck 3367	0	750.00	C



Pinal County Treasurer

Monthly Statement

Date Range: 12/1/2020 to 12/31/2020

12/30 400.10.47020.41 Sunrise RV/inv 6219/ck 4330000082	0	1,500.00	C
90930.0 Warrants Redeemed		Source Code Total: (4,678.81)	
12/02 Paid Warrants	0	(325.26)	D
12/23 Paid Warrants	0	(4,353.55)	D
6116422901 Superstition Fire & Medical Dist Special Revenue			<b>Ending Balance: 57,962.05</b>

**Warrant Detail**

Payee Name	Warrant	Amount	Issue Dt	Status Dt	Voucher
<b>6116422901 Superstition Fire &amp; Medical Dist Special Revenue</b>					Account Total: 6,300.31
Fund: 1105					Fund Total: 6,300.31
Status: OUTS					Status Total: 1,621.50 (F)
ARIZONA PPE RECON, INC.	1105000304	1,621.50	12/28/20	12/29/20	Status Total: 4,678.81 (D)
Status: PAID					
ABATIX CORP	1105000302	325.26	11/24/20	12/02/20	
CHASE	1105000303	4,353.55 (H)	12/16/20	12/23/20	
	Count	Amount			
Total OUTS:	1	1,621.50			
Total PAID:	2	4,678.81			

CASH RECEIPTS

**December 2020 SPECIAL REVENUE DEPOSITS**

Date	Control #	Amount	Account #	Description
12/30/2020		500.00	400.10.47130.10	M Lamp / inv 6229 / ck 1291
		1,500.00	400.10.47020.41	Desert Chapel / inv 6195 / ck 25853
		1,500.00	400.10.47020.41	CrossroadsSouthern/inv 6200/ 9471
		750.00	400.10.47020.41	Shiprock RV/inv 6188/ck 2389
		750.00	400.10.47020.41	Shiprock RV/inv 6188/ck 3367
		1,500.00	400.10.47020.41	Sunrise RV/inv 6219/ck 4330000082
		<b>6,500.00</b>		
<b>December 2020 Totals</b>		<b>6,500.00</b>		

C

**Superstition Fire & Medical District**

**AR Payment Register (Detail)**

Bank ID: Equal To S

Check No. / Payment ID	Payee Name / Customer Name	Invoice No. / Account Number	Amount Paid
<b>BANK: S - SPECIAL REVENUE FUND</b>			
<b>DEPOSIT: 2,904      DATE: 12/30/20</b>			
1291	M Lamp/inv 6229/ck 1291 X (DONATION)	Check Invoice : 006229	\$500.00 \$500.00
			<b>CHECK # 1291 TOTAL: \$500.00</b>
25853	Desert Chapel/inv 6195/ck 2585 X (DONATION)	Check Invoice : 006195	\$1,500.00 \$1,500.00
			<b>CHECK # 25853 TOTAL: \$1,500.00</b>
9471	Crossroads Southern/ 6200/9471 X (DONATION)	Check Invoice : 006200	\$1,500.00 \$1,500.00
			<b>CHECK # 9471 TOTAL: \$1,500.00</b>
2389	ShiprockRV/inv 6188/ck 2389 X (DONATION)	Check Invoice : 006188	\$750.00 \$750.00
			<b>CHECK # 2389 TOTAL: \$750.00</b>
3367	ShiprockRV /inv 6188 / ck 3367 X (DONATION)	Check Invoice : 006188	\$750.00 \$750.00
			<b>CHECK # 3367 TOTAL: \$750.00</b>
4330000082	Sunrise RV/inv 6219/4330000082 X (DONATION)	Check Invoice : 006219	\$1,500.00 \$1,500.00
			<b>CHECK # 4330000082 TOTAL: \$1,500.00</b>
			<b>DEPOSIT 2,904 TOTAL: \$6,500.00</b>
			<b>TOTAL FOR BANK ID: S \$6,500.00</b>
			<b>GRAND TOTAL OF ALL CHECKS: \$6,500.00</b>
			<b>GRAND TOTAL OF ALL CREDIT CARDS: \$0.00</b>
			<b>GRAND TOTAL OF ALL CASH: \$0.00</b>
			<b>GRAND TOTAL OF ALL EFT: \$0.00</b>
			<b>GRAND TOTAL OF ALL PAYMENTS: \$6,500.00</b>
			<b>GRAND TOTAL OF ALL ADJUSTMENTS: \$0.00</b>
			<b>COMBINED TOTAL: \$6,500.00</b>

C

**Superstition Fire & Medical District**

**Balance Sheet**

As of 12/31/2020

FUND: (400) Special Revenue Fund

**Assets**

**Current Assets**

Fund Cash - Special Revenue Fund  
Total Current Assets

\$56,340.55  

---

\$56,340.55

6

**Total Assets**

---

---

\$56,340.55

**Liabilities and Equity**

**Current Liabilities**

Sales Tax Payable  
Total Current Liabilities

\$230.16  

---

\$230.16

**Total Liabilities**

\$230.16

**Equity**

Fund Balance - Special Revenue Fund  
Current Year Profit/Loss  
Total Equity

\$52,656.98  
3,453.41  

---

56,110.39

**Total Liabilities and Equity**

---

---

\$56,340.55



January 2021						
S	M	T	W	T	F	S
27	28	29	30	31	1	2
3	4	5	6	7	8	9
10	11	12	13	14	15	16
17	18	19	20	21	22	23
24	25	26	27	28	29	30
31	1	2	3	4	5	6

New Balance  
**\$11,430.46**  
 Minimum Payment Due  
**\$2,286.00**  
 Payment Due Date  
**01/04/21**

**Late Payment Warning:** If we do not receive your minimum payment by the due date, you may have to pay a late fee, and existing and new balances may become subject to the Default APR.  
**Minimum Payment Warning:** Enroll in Auto-Pay and avoid missing a payment. To enroll, go to [www.chase.com](http://www.chase.com)

### ACCOUNT SUMMARY

<b>Account Number: 4246 3152 5232 6481</b>	
Previous Balance	\$13,969.01
Payment, Credits	-\$13,969.01
Purchases	+\$11,430.46
Cash Advances	\$0.00
Balance Transfers	\$0.00
Fees Charged	\$0.00
Interest Charged	\$0.00
<b>New Balance</b>	<b>\$11,430.46</b>
Opening/Closing Date	11/11/20 - 12/10/20
Credit Limit	\$50,000
Available Credit	\$38,569
Cash Access Line	\$2,500
Available for Cash	\$2,500
<b>Past Due Amount</b>	<b>\$0.00</b>
<b>Balance over the Credit Limit</b>	<b>\$0.00</b>

400F (H)  
 \$ 4,353<sup>55</sup>

VENDOR # Chase  
 ACCOUNT # \_\_\_\_\_  
 APPROVAL  
 DATE PAID 12/16/20  
 WARRANT # \_\_\_\_\_  
 303

0000001 FIS33339 C 1

Y 9 10 20/12/10

Page 1 of 3

06630 MA DA 24927

34510000010002492701



P.O. BOX 15123  
 WILMINGTON, DE 19850-5123  
 For Undeliverable Mail Only

Make your payment at  
[chase.com/baycard](http://chase.com/baycard)

42463152523264810022860001143046000000005

Payment Due Date: 01/04/21  
 New Balance: \$11,430.46  
 Minimum Payment: \$2,286.00

Account number: 4246 3152 5232 6481

\$ \_\_\_\_\_ Amount Enclosed  
 Make/Mail to Chase Card Services at the address below:

24927 9EX 9 34520 C  
 ROGER WOOD  
 SUPERSTITION FIRE  
 565 N IDAHO RD  
 APACHE JUNCTION AZ 85119-4014

CARDMEMBER SERVICE  
 PO BOX 6294  
 CAROL STREAM IL 60197-6294

⑆ 5000 160 28⑆ 1 595 25 23 26 48 1 5⑈

*ink.*

**ACCOUNT ACTIVITY**

Date of Transaction	Merchant Name or Transaction Description	\$ Amount
11/22	Payment ThankYou Image Check	-280.95
11/22	Payment ThankYou Image Check	-8,635.99
11/22	Payment ThankYou Image Check	-1,796.68
11/22	Payment ThankYou Image Check	-3,255.19
12/07	AZ DEPT OF REVENUE TMACCONNEL@AZ AZ	347.42
12/07	PNP AZ DOR TAXFEE info@pointand MI	8.16
	ROGER WOOD TRANSACTIONS THIS CYCLE (CARD 6481) \$13613.43- INCLUDING PAYMENTS RECEIVED	\$315
11/25	WM SUPERCENTER #1381 APACHE JUNCTI AZ JEFF CRANMER TRANSACTIONS THIS CYCLE (CARD 6549) \$38.32	38.32
11/11	AMZN Mktp US*283FU9YQ0 Amzn.com/bill WA	31.76
11/12	VISTAPR*VistaPrint.com 866-8936743 MA	452.64
11/25	APPLE.COM/US 800-876-2775 CA	175.31
12/09	NNA SERVICES LLC 800-876-6827 CA	114.00
12/09	NNA SERVICES LLC 800-876-6827 CA ANNA BUTEL TRANSACTIONS THIS CYCLE (CARD 6865) \$887.71	114.00
11/15	AMZN Mktp US*207XK1TV0 Amzn.com/bill WA	38.46
11/17	Amazon.com*SV9Q05NU3 Amzn.com/bill WA	16.13
11/24	1000BULBS.COM 800-624-4488 TX	153.82
11/24	AMZN Mktp US*TH96A6WM3 Amzn.com/bill WA	13.60
12/02	AMZN Mktp US*F08HD3N13 Amzn.com/bill WA	27.12
12/01	OFFICE DEPOT #5101 800-463-3768 AZ	43.43
12/02	OFFICE DEPOT #5101 800-463-3768 AZ	220.31
12/07	OFFICE DEPOT #5101 800-463-3768 AZ VAUGHN CROSHAW TRANSACTIONS THIS CYCLE (CARD 0887) \$576.08	63.19
11/25	ONE BEAT CPR LEARNING 855-683-2328 FL	3,105.00
12/04	ONE BEAT CPR LEARNING 855-683-2328 FL TINA GEROLA TRANSACTIONS THIS CYCLE (CARD 6473) \$4173.00	1,088.00
11/17	HARBOR FREIGHT TOOLS 252 APACHE JUNCTI AZ	121.05
11/17	THE HOME DEPOT 404 MESA AZ	140.00
11/25	MCCCD MESA CC 480-461-7400 AZ FOX TANNER TRANSACTIONS THIS CYCLE (CARD 2889) \$4761.05	4,500.00
11/19	ABATIX 214-381-0322 TX AMY BROOKS TRANSACTIONS THIS CYCLE (CARD 7121) \$365.83	365.83
11/13	AMZN Mktp US*2017L3Z21 Amzn.com/bill WA	120.55
11/18	ID CARDS INSTANTCARD HTTPWWW.INST MD	100.00
12/01	JONES & BARTLETT LEARNING 800-832-0034 MA KELLY BARTZ TRANSACTIONS THIS CYCLE (CARD 3849) \$270.91	50.36

2020 Totals Year-to-Date	
Total fees charged in 2020	\$0.00
Total interest charged in 2020	\$0.00

Year-to-date totals do not reflect any fee or interest refunds you may have received.

**INTEREST CHARGES**

Your Annual Percentage Rate (APR) is the annual interest rate on your account.

Balance Type	Annual Percentage Rate (APR)	Balance Subject To Interest Rate	Interest Charges
<b>PURCHASES</b>			
Purchases	10.24%(v)(d)	-0-	-0-
<b>CASH ADVANCES</b>			
Cash Advances	19.24%(v)(d)	-0-	-0-



# Superstition Fire & Medical District Monthly Pinal County Treasurer's Bank Account Reconciliation

## 500 Debt Principal Fund

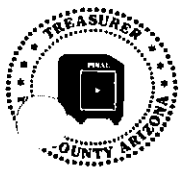
### Reconciliation References:

- A Previous month's bank ending balance / current month's bank beginning balance
  - B Interest Income
  - C Current month's property tax receipts (real and personal)
  - D Current month's refunded interest
  - E Current month's bank ending balance
  - F Cash Balance per G/L Balance Sheet
- \*consolidated account ending 1407 (original bond account) into 1409 (refinanced bond account)



**Superstition Fire & Medical District  
Debt Retirement Principal (Fund 500) Cash Reconciliation  
Fiscal Year 2020 - 2021  
12/31/2020**

	Deposits (Cash Receipts)	Cash Disbursements	Book Balance
Book Balance as of: 12/1/2020			\$543,404.32 (A)
<u>Activity During the Month</u>			
Journal Entries:			
Interest Income (Expense):	154.82		154.82 (B)
Cash Receipts			
Real Estate Taxes	57,228.26		57,228.26 (C)
Personal Property Taxes	5,703.38		5,703.38 (C)
SRP Contributions			-
Deposits			-
Revenue Transfer			-
Cash Disbursements			
A) Accounts Payable			-
B) Transfer In / Out			-
C) Refund Interest		(0.42)	(0.42) (D)
	\$63,086.46	(0.42)	\$606,490.36
<u>Pinal County Bank Balance</u>			
Ending Bank Balance as of: 12/31/2020		Balance from YTD Column	\$ 606,490.36 (E)
Less: Outstanding Warrants		Check #	-
Plus: Deposits in Transit			-
			\$ 606,490.36
Prepared by: <u>[Signature] 1/4/21</u>			Balance per B/S \$ 606,490.36 (F)
Reviewed by: <u>[Signature] 1/11/21</u>			Difference \$ -



Pinal County Treasurer

Monthly Statement

Date Range: 12/1/2020 to 12/31/2020

Account	Period	YTD	
<b>6116421409</b>	<b>Super Fire &amp; Med Debt Refunding Prin Series 2018</b>		
Begin Balance:	(A) 543,404.32	238,217.08	
Income:	63,086.46	368,274.19	
LOC Advance:	.00	.00	
Expense:	(.42)	(.91)	LOC: .00
LOC Payments:	.00	.00	Warrants Outstanding: .00
Cash Balance:	(E) 606,490.36	606,490.36	End: 606,490.36

Monthly Statement Summary

Source Code	Description	MTDAmount	YTDAmount
<b>6116421409</b>	<b>Super Fire &amp; Med Debt Refunding Prin Series 2018</b>	<b>Beginning Balance:</b> 543,404.32	238,217.08
11100.2018	2018 Real Estate Taxes	.12	2.99
11100.2019	2019 Real Estate Taxes	894.76	3,690.26
11100.2020	2020 Real Estate Taxes	56,333.38	325,088.46
12100.2018	2018 Personal Property Taxes	81.22	(755.02)
12100.2019	2019 Personal Property Taxes	110.71	722.86
12100.2020	2020 Personal Property Taxes	5,372.65	30,184.57
14100.0	Salt River Contribution	.00	7,366.02
18200.2007	2007 Taxes Transferred	.00	2.23
18200.2008	2008 Taxes Transferred	.00	1.42
18200.2009	2009 Taxes Transferred	.00	1.46
18200.2010	2010 Taxes Transferred	3.26	4.72
18200.2011	2011 Taxes Transferred	7.43	16.90
18200.2012	2012 Taxes Transferred	8.97	29.03
18200.2013	2013 Taxes Transferred	10.84	21.62
18200.2014	2014 Taxes Transferred	18.74	42.94
18200.2015	2015 Taxes Transferred	22.31	46.76
18200.2016	2016 Taxes Transferred	30.49	7.11
18200.2017	2017 Taxes Transferred	36.76	(57.35)
21100.43	Wells Fargo Trust Investment Interest	.07	.38
21100.46	Wells Fargo Investment Investment Interest	19.54	161.57
21100.47	WF Money Market Investment Interest	1.59	42.72
21100.48	WF Brokerage Account Investment Interest	21.37	22.68
21100.55	Multi-Bank Securities Investment Interest	.00	135.71
21100.70	Vining Sparks Investment Interest	95.91	1,157.15
21100.80	Stifel Nicolaus & Company Investment Interest	16.34	337.90
73750.0	Revenue Transfer	.00	(.90)
90400.0	Refund Interest	(.42)	(.91)
<b>Ending Balance:</b>		<b>606,490.36</b>	<b>606,490.36</b>

*Handwritten notes:*  
 (C) \$62,931.64 (bracketed around taxes transferred)  
 (B) \$154.82 (bracketed around investment interest)  
 (D) (circled around ending balance)

Monthly Statement Detail

Date	Notes	Doc #	Amount	C/D
<b>6116421409</b>	<b>Super Fire &amp; Med Debt Refunding Prin Series 2018</b>		<b>Beginning Balance: 543,404.32</b>	
12/00.2018	2018 Real Estate Taxes		Source Code Total: .12	
12/18	Tax Distribution	0	.12	C
11100.2019	2019 Real Estate Taxes		Source Code Total: 894.76	
12/01	Tax Distribution	0	12.20	C
12/03	Tax Distribution	0	15.89	C
12/04	Tax Distribution	0	9.74	C
12/07	Tax Distribution	0	1.15	C



Pinal County Treasurer

Monthly Statement

Date Range: 12/1/2020 to 12/31/2020

12/07 Tax Distribution	0	.20	C
12/08 Tax Distribution	0	39.82	C
12/09 Tax Distribution	0	9.90	C
12/09 Tax Distribution	0	4.17	C
12/09 Tax Distribution	0	3.80	C
12/10 Tax Distribution	0	4.38	C
12/11 Tax Distribution	0	.05	C
12/11 Tax Distribution	0	5.01	C
12/14 Tax Distribution	0	2.52	C
12/14 Tax Distribution	0	32.12	C
12/15 Tax Distribution	0	9.86	C
12/16 Tax Distribution	0	.05	C
12/16 Tax Distribution	0	15.65	C
12/17 Tax Distribution	0	9.76	C
12/18 Tax Distribution	0	22.11	C
12/18 Tax Distribution	0	17.92	C
12/21 Tax Distribution	0	30.63	C
12/22 Tax Distribution	0	8.02	C
12/23 Tax Distribution	0	334.41	C
12/23 Tax Distribution	0	27.01	C
12/24 Tax Distribution	0	16.57	C
12/24 Tax Distribution	0	2.95	C
12/28 Tax Distribution	0	2.30	C
12/28 Tax Distribution	0	4.46	C
12/29 Tax Distribution	0	1.60	C
12/29 Tax Distribution	0	11.15	C
12/29 Tax Distribution	0	.37	C
12/30 Tax Distribution	0	(2.69)	C
12/30 Tax Distribution	0	165.78	C
12/30 Tax Distribution	0	21.53	C
12/31 Tax Distribution	0	25.60	C
12/31 Tax Distribution	0	28.77	C
<b>11100.2020 2020 Real Estate Taxes</b>		<b>Source Code Total: 56,333.38</b>	
12/01 Tax Distribution	0	292.95	C
12/01 Tax Distribution	0	580.10	C
12/01 Tax Distribution	0	183.16	C
12/01 Tax Distribution	0	159.24	C
12/01 Tax Distribution	0	508.73	C
12/02 Tax Distribution	0	190.01	C
12/02 Tax Distribution	0	446.36	C
12/02 Tax Distribution	0	905.67	C
12/02 Tax Distribution	0	519.24	C
12/02 Tax Distribution	0	68.48	C
12/03 Tax Distribution	0	143.77	C
12/03 Tax Distribution	0	77.02	C
12/03 Tax Distribution	0	454.60	C
12/03 Tax Distribution	0	445.91	C
12/04 Tax Distribution	0	401.47	C
12/04 Tax Distribution	0	878.20	C
12/04 Tax Distribution	0	262.21	C
12/07 Tax Distribution	0	129.10	C
12/07 Tax Distribution	0	270.61	C
12/07 Tax Distribution	0	374.14	C
12/08 Tax Distribution	0	494.80	C
12/08 Tax Distribution	0	2,478.64	C
12/08 Tax Distribution	0	328.37	C
12/08 Tax Distribution	0	193.09	C



Pinal County Treasurer

Monthly Statement

Date Range: 12/1/2020 to 12/31/2020

12/08 Tax Distribution	0	1,562.12	C
12/09 Tax Distribution	0	1,163.34	C
12/09 Tax Distribution	0	344.22	C
12/09 Tax Distribution	0	1,004.65	C
12/09 Tax Distribution	0	1,289.11	C
12/10 Tax Distribution	0	454.18	C
12/10 Tax Distribution	0	723.03	C
12/10 Tax Distribution	0	95.48	C
12/11 Tax Distribution	0	603.61	C
12/11 Tax Distribution	0	505.66	C
12/11 Tax Distribution	0	102.38	C
12/11 Tax Distribution	0	2,236.49	C
12/14 Tax Distribution	0	523.16	C
12/14 Tax Distribution	0	2,025.91	C
12/14 Tax Distribution	0	355.37	C
12/15 Tax Distribution	0	(5.62)	C
12/15 Tax Distribution	0	171.40	C
12/15 Tax Distribution	0	303.57	C
12/15 Tax Distribution	0	1,531.31	C
12/15 Tax Distribution	0	766.16	C
12/16 Tax Distribution	0	430.63	C
12/16 Tax Distribution	0	640.29	C
12/16 Tax Distribution	0	468.15	C
12/17 Tax Distribution	0	961.43	C
12/17 Tax Distribution	0	1,117.26	C
12/17 Tax Distribution	0	347.73	C
12/17 Tax Distribution	0	645.77	C
12/18 Tax Distribution	0	450.31	C
12/18 Tax Distribution	0	859.49	C
12/21 Tax Distribution	0	398.33	C
12/21 Tax Distribution	0	394.45	C
12/22 Tax Distribution	0	172.37	C
12/22 Tax Distribution	0	3,080.43	C
12/22 Tax Distribution	0	1,176.07	C
12/23 Tax Distribution	0	1,277.47	C
12/23 Tax Distribution	0	1,540.16	C
12/23 Tax Distribution	0	81.14	C
12/24 Tax Distribution	0	890.76	C
12/24 Tax Distribution	0	1,864.92	C
12/24 Tax Distribution	0	841.50	C
12/28 Tax Distribution	0	666.26	C
12/28 Tax Distribution	0	280.63	C
12/28 Tax Distribution	0	255.77	C
12/28 Tax Distribution	0	701.41	C
12/28 Tax Distribution	0	1,859.13	C
12/29 Tax Distribution	0	141.77	C
12/29 Tax Distribution	0	203.12	C
12/29 Tax Distribution	0	548.01	C
12/29 Tax Distribution	0	291.64	C
12/29 Tax Distribution	0	744.20	C
12/30 Tax Distribution	0	(1.25)	C
12/30 Tax Distribution	0	670.66	C
12/30 Tax Distribution	0	999.42	C
12/30 Tax Distribution	0	473.38	C
12/30 Tax Distribution	0	513.03	C
12/30 Tax Distribution	0	313.56	C
12/31 Tax Distribution	0	342.61	C



Pinal County Treasurer

Monthly Statement

Date Range: 12/1/2020 to 12/31/2020

12/31 Tax Distribution	0	2,027.05	C
12/31 Tax Distribution	0	590.52	C
12/31 Tax Distribution	0	532.40	C
12100.2018 2018 Personal Property Taxes		Source Code Total: 81.22	
12/02 Tax Distribution	0	4.75	C
12/02 Tax Distribution	0	.62	C
12/02 Tax Distribution	0	10.02	C
12/03 Tax Distribution	0	.23	C
12/07 Tax Distribution	0	8.65	C
12/08 Tax Distribution	0	2.01	C
12/09 Tax Distribution	0	.83	C
12/10 Tax Distribution	0	2.07	C
12/11 Tax Distribution	0	1.54	C
12/14 Tax Distribution	0	6.65	C
12/15 Tax Distribution	0	4.01	C
12/15 Tax Distribution	0	.48	C
12/16 Tax Distribution	0	2.88	C
12/18 Tax Distribution	0	1.89	C
12/21 Tax Distribution	0	.48	C
12/23 Tax Distribution	0	1.05	C
12/23 Tax Distribution	0	18.92	C
12/23 Tax Distribution	0	9.10	C
12/28 Tax Distribution	0	2.67	C
12/31 Tax Distribution	0	1.46	C
12/31 Tax Distribution	0	.91	C
12100.2019 2019 Personal Property Taxes		Source Code Total: 110.71	
12/02 Tax Distribution	0	14.81	C
12/02 Tax Distribution	0	1.53	C
12/02 Tax Distribution	0	10.08	C
12/03 Tax Distribution	0	.76	C
12/03 Tax Distribution	0	.35	C
12/04 Tax Distribution	0	4.60	C
12/07 Tax Distribution	0	7.02	C
12/08 Tax Distribution	0	1.39	C
12/08 Tax Distribution	0	(1.57)	C
12/08 Tax Distribution	0	2.68	C
12/09 Tax Distribution	0	2.21	C
12/09 Tax Distribution	0	2.80	C
12/10 Tax Distribution	0	5.14	C
12/11 Tax Distribution	0	1.21	C
12/14 Tax Distribution	0	.19	C
12/14 Tax Distribution	0	14.92	C
12/15 Tax Distribution	0	2.89	C
12/15 Tax Distribution	0	.36	C
12/16 Tax Distribution	0	5.86	C
12/17 Tax Distribution	0	.54	C
12/18 Tax Distribution	0	.03	C
12/18 Tax Distribution	0	1.53	C
12/21 Tax Distribution	0	3.63	C
12/22 Tax Distribution	0	1.57	C
12/23 Tax Distribution	0	1.16	C
12/23 Tax Distribution	0	7.07	C
12/23 Tax Distribution	0	4.04	C
12/24 Tax Distribution	0	.16	C
12/28 Tax Distribution	0	.40	C
12/28 Tax Distribution	0	2.16	C
12/29 Tax Distribution	0	6.83	C



Pinal County Treasurer

Monthly Statement

Date Range: 12/1/2020 to 12/31/2020

12/30 Tax Distribution	0	1.23	C
12/31 Tax Distribution	0	2.63	C
12/31 Tax Distribution	0	.50	C
12100.2020 2020 Personal Property Taxes		Source Code Total: 5,372.65	
12/01 Tax Distribution	0	42.56	C
12/01 Tax Distribution	0	68.73	C
12/01 Tax Distribution	0	44.93	C
12/01 Tax Distribution	0	30.22	C
12/01 Tax Distribution	0	45.55	C
12/02 Tax Distribution	0	32.53	C
12/02 Tax Distribution	0	52.54	C
12/02 Tax Distribution	0	87.56	C
12/02 Tax Distribution	0	59.42	C
12/02 Tax Distribution	0	.16	C
12/03 Tax Distribution	0	1.99	C
12/03 Tax Distribution	0	5.47	C
12/03 Tax Distribution	0	45.34	C
12/03 Tax Distribution	0	30.47	C
12/04 Tax Distribution	0	9.24	C
12/04 Tax Distribution	0	143.31	C
12/04 Tax Distribution	0	52.09	C
12/07 Tax Distribution	0	16.84	C
12/07 Tax Distribution	0	66.13	C
12/07 Tax Distribution	0	73.66	C
12/08 Tax Distribution	0	74.35	C
12/08 Tax Distribution	0	55.30	C
12/08 Tax Distribution	0	(1.64)	C
12/08 Tax Distribution	0	12.68	C
12/08 Tax Distribution	0	161.07	C
12/09 Tax Distribution	0	125.49	C
12/09 Tax Distribution	0	32.86	C
12/09 Tax Distribution	0	130.53	C
12/09 Tax Distribution	0	82.25	C
12/10 Tax Distribution	0	50.01	C
12/10 Tax Distribution	0	59.57	C
12/10 Tax Distribution	0	(66.30)	C
12/10 Tax Distribution	0	24.58	C
12/11 Tax Distribution	0	35.95	C
12/11 Tax Distribution	0	47.03	C
12/11 Tax Distribution	0	18.67	C
12/11 Tax Distribution	0	38.61	C
12/14 Tax Distribution	0	41.31	C
12/14 Tax Distribution	0	44.31	C
12/14 Tax Distribution	0	119.25	C
12/15 Tax Distribution	0	6.27	C
12/15 Tax Distribution	0	81.16	C
12/15 Tax Distribution	0	287.51	C
12/15 Tax Distribution	0	114.80	C
12/16 Tax Distribution	0	80.70	C
12/16 Tax Distribution	0	63.15	C
12/16 Tax Distribution	0	68.59	C
12/17 Tax Distribution	0	58.41	C
12/17 Tax Distribution	0	129.53	C
12/17 Tax Distribution	0	20.10	C
12/17 Tax Distribution	0	35.72	C
12/18 Tax Distribution	0	25.29	C
12/18 Tax Distribution	0	101.55	C



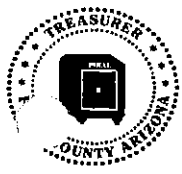
Pinal County Treasurer

Monthly Statement

Date Range: 12/1/2020 to 12/31/2020

12/21 Tax Distribution	0	43.55	C
12/21 Tax Distribution	0	59.90	C
12/22 Tax Distribution	0	40.21	C
12/22 Tax Distribution	0	320.91	C
12/22 Tax Distribution	0	51.10	C
12/23 Tax Distribution	0	(3.18)	C
12/23 Tax Distribution	0	67.97	C
12/23 Tax Distribution	0	314.65	C
12/23 Tax Distribution	0	11.62	C
12/24 Tax Distribution	0	59.17	C
12/24 Tax Distribution	0	62.27	C
12/24 Tax Distribution	0	60.16	C
12/28 Tax Distribution	0	75.25	C
12/28 Tax Distribution	0	54.10	C
12/28 Tax Distribution	0	58.42	C
12/28 Tax Distribution	0	202.95	C
12/29 Tax Distribution	0	9.17	C
12/29 Tax Distribution	0	40.71	C
12/29 Tax Distribution	0	87.21	C
12/29 Tax Distribution	0	29.36	C
12/29 Tax Distribution	0	22.80	C
12/29 Tax Distribution	0	74.67	C
12/30 Tax Distribution	0	(2.24)	C
12/30 Tax Distribution	0	105.68	C
12/30 Tax Distribution	0	102.84	C
12/30 Tax Distribution	0	20.45	C
12/30 Tax Distribution	0	16.39	C
12/30 Tax Distribution	0	54.50	C
12/31 Tax Distribution	0	147.40	C
12/31 Tax Distribution	0	42.50	C
12/31 Tax Distribution	0	45.99	C
12/31 Tax Distribution	0	28.77	C
18200.2010 2010 Taxes Transferred		Source Code Total:	3.26
12/02 MATURED DEBT SVC FR 6-11642-1407	0	2.87	C
12/07 MATURED DEBT SVC FR 6-11642-1407	0	.39	C
18200.2011 2011 Taxes Transferred		Source Code Total:	7.43
12/02 MATURED DEBT SVC FR 6-11642-1407	0	7.13	C
12/07 MATURED DEBT SVC FR 6-11642-1407	0	.30	C
18200.2012 2012 Taxes Transferred		Source Code Total:	8.97
12/02 MATURED DEBT SVC FR 6-11642-1407	0	7.95	C
12/29 MATURED DEBT SVC FR 6-11642-1407	0	1.02	C
18200.2013 2013 Taxes Transferred		Source Code Total:	10.84
12/02 MATURED DEBT SVC FR 6-11642-1407	0	7.62	C
12/10 MATURED DEBT SVC FR 6-11642-1407	0	.17	C
12/29 MATURED DEBT SVC FR 6-11642-1407	0	.18	C
12/31 MATURED DEBT SVC FR 6-11642-1407	0	2.87	C
18200.2014 2014 Taxes Transferred		Source Code Total:	18.74
12/02 MATURED DEBT SVC FR 6-11642-1407	0	8.09	C
12/03 MATURED DEBT SVC FR 6-11642-1407	0	.01	C
12/03 MATURED DEBT SVC FR 6-11642-1407	0	.17	C
12/07 MATURED DEBT SVC FR 6-11642-1407	0	1.33	C
12/08 MATURED DEBT SVC FR 6-11642-1407	0	5.50	C
12/10 MATURED DEBT SVC FR 6-11642-1407	0	1.03	C
12/11 MATURED DEBT SVC FR 6-11642-1407	0	1.49	C
12/31 MATURED DEBT SVC FR 6-11642-1407	0	1.12	C
18200.2015 2015 Taxes Transferred		Source Code Total:	22.31
12/02 MATURED DEBT SVC FR 6-11642-1407	0	8.03	C





Pinal County Treasurer

Monthly Statement

Date Range: 12/1/2020 to 12/31/2020

12/03 MATURED DEBT SVC FR 6-11642-1407	0	.18	C
12/07 MATURED DEBT SVC FR 6-11642-1407	0	1.09	C
12/08 MATURED DEBT SVC FR 6-11642-1407	0	4.74	C
12/10 MATURED DEBT SVC FR 6-11642-1407	0	1.54	C
12/11 MATURED DEBT SVC FR 6-11642-1407	0	1.49	C
12/14 MATURED DEBT SVC FR 6-11642-1407	0	.80	C
12/15 MATURED DEBT SVC FR 6-11642-1407	0	.34	C
12/16 MATURED DEBT SVC FR 6-11642-1407	0	1.40	C
12/18 MATURED DEBT SVC FR 6-11642-1407	0	1.54	C
12/31 MATURED DEBT SVC FR 6-11642-1407	0	1.16	C
18200.2016 2016 Taxes Transferred		Source Code Total:	30.49
12/02 MATURED DEBT SVC FR 6-11642-1407	0	8.26	C
12/03 MATURED DEBT SVC FR 6-11642-1407	0	.19	C
12/07 MATURED DEBT SVC FR 6-11642-1407	0	7.89	C
12/10 MATURED DEBT SVC FR 6-11642-1407	0	1.58	C
12/11 MATURED DEBT SVC FR 6-11642-1407	0	1.44	C
12/14 MATURED DEBT SVC FR 6-11642-1407	0	1.66	C
12/15 MATURED DEBT SVC FR 6-11642-1407	0	2.99	C
12/15 MATURED DEBT SVC FR 6-11642-1407	0	2.25	C
12/16 MATURED DEBT SVC FR 6-11642-1407	0	1.44	C
12/18 MATURED DEBT SVC FR 6-11642-1407	0	1.58	C
12/31 MATURED DEBT SVC FR 6-11642-1407	0	1.21	C
10.2017 2017 Taxes Transferred		Source Code Total:	36.76
12/02 MATURED DEBT SVC FR 6-11642-1407	0	8.66	C
12/03 MATURED DEBT SVC FR 6-11642-1407	0	.20	C
12/07 MATURED DEBT SVC FR 6-11642-1407	0	3.11	C
12/08 MATURED DEBT SVC FR 6-11642-1407	0	5.03	C
12/10 MATURED DEBT SVC FR 6-11642-1407	0	.71	C
12/10 MATURED DEBT SVC FR 6-11642-1407	0	.82	C
12/11 MATURED DEBT SVC FR 6-11642-1407	0	1.42	C
12/11 MATURED DEBT SVC FR 6-11642-1407	0	2.27	C
12/14 MATURED DEBT SVC FR 6-11642-1407	0	1.75	C
12/15 MATURED DEBT SVC FR 6-11642-1407	0	3.13	C
12/15 MATURED DEBT SVC FR 6-11642-1407	0	2.08	C
12/16 MATURED DEBT SVC FR 6-11642-1407	0	1.51	C
12/17 MATURED DEBT SVC FR 6-11642-1407	0	.86	C
12/18 MATURED DEBT SVC FR 6-11642-1407	0	.34	C
12/18 MATURED DEBT SVC FR 6-11642-1407	0	1.66	C
12/21 MATURED DEBT SVC FR 6-11642-1407	0	.42	C
12/23 MATURED DEBT SVC FR 6-11642-1407	0	.92	C
12/28 MATURED DEBT SVC FR 6-11642-1407	0	.60	C
12/31 MATURED DEBT SVC FR 6-11642-1407	0	1.27	C
21100.43 Wells Fargo Trust Investment Interest		Source Code Total:	.07
12/02 Investment Interest	0	.07	C
21100.46 Wells Fargo Investment Investment Interest		Source Code Total:	19.54
12/16 Investment Interest	0	6.82	C
12/17 Investment Interest	0	2.63	C
12/30 Investment Interest	0	10.09	C
21100.47 WF Money Market Investment Interest		Source Code Total:	1.59
12/01 Investment Interest	0	1.59	C
21100.48 WF Brokerage Account Investment Interest		Source Code Total:	21.37
12/01 Investment Interest	0	15.67	C
12/03 Investment Interest	0	5.70	C
21100.70 Vining Sparks Investment Interest		Source Code Total:	95.91
12/02 Investment Interest	0	8.36	C
12/04 Investment Interest	0	33.53	C
12/08 Investment Interest	0	5.49	C



Pinal County Treasurer

Monthly Statement

Date Range: 12/1/2020 to 12/31/2020

12/21 Investment Interest	0	28.16	C
12/23 Investment Interest	0	7.90	C
12/28 Investment Interest	0	12.47	C
21100.80 Stifel Nicolaus & Company Investment Interest		Source Code Total: 16.34	
12/08 Investment Interest	0	7.32	C
12/16 Investment Interest	0	9.02	C
90400.0 Refund Interest		Source Code Total: (.42)	
12/03 167879 100-33-01007 2020 Adjustment/Corr Refund	167879	(.04)	D
12/08 167909 T99-82-39659 2019 Adjustment/Corr Refund	167909	(.01)	D
12/08 167909 T99-82-39659 2020 Adjustment/Corr Refund	167909	(.01)	D
12/10 167978 B99-96-82436 2020 Adjustment/Corr Refund	167978	(.13)	D
12/10 167983 B98-00-01001 2020 Adjustment/Corr Refund	167983	(.23)	D
6116421409 Super Fire & Med Debt Refunding Prin Series 2018		<b>Ending Balance: 606,490.36</b>	

**Superstition Fire & Medical District**

**Balance Sheet**

As of 12/31/2020

FUND: (500) Debt Retirement Principal Fund

**Assets**

**Current Assets**

Fund Cash - Debt Retirement Principal  
Total Current Assets

\$606,490.36

\$606,490.36

(F)

**Total Assets**

\$606,490.36

**Liabilities and Equity**

**Equity**

Fund Balance - Debt Retirement Principal  
Current Year Profit/Loss  
Total Equity

\$238,217.08

368,273.28

606,490.36

**Total Liabilities and Equity**

\$606,490.36

# Superstition Fire & Medical District Monthly Pinal County Treasurer's Bank Account Reconciliation

## 600 Debt Interest Fund

### Reconciliation References:

- A Previous month's bank ending balance / current month's bank beginning balance
- B Interest Income
- C Current month's property tax receipts (real and personal)
- D Current month's Bond Interest payment
- E Current month's refunded interest
- F Current month's bank ending balance
- G Cash Balance per G/L Balance Sheet  
\*consolidated account ending 1408 (original bond account) into 1410 (refinanced bond account)



**Superstition Fire & Medical District  
Debt Retirement Interest (Fund 600) Cash Reconciliation  
Fiscal Year 2020 - 2021  
12/31/2020**

	Deposits (Cash Receipts)	Cash Disbursements	Treasurer's Balance	Book Balance
Book Balance as of: 12/1/2020				<u>\$119,656.70</u> (A)
<u>Activity During the Month</u>				
Journal Entries:				
Interest Income (Expense):	37.76			37.76 (B)
Cash Receipts				
Real Estate Taxes	9,135.81			9,135.81 (C)
Personal Property Taxes	998.54			998.54 (C)
SRP Contributions				-
Deposits				-
Revenue Transfer				-
Cash Disbursements				
A) Accounts Payable		(61,650.29)		(61,650.29) (D)
B) Transfer In / Out				-
C) Refund Interest		(0.07)		(0.07) (E)
	<u>\$10,172.11</u>	<u>(61,650.36)</u>		<u>\$68,178.45</u>
<u>Pinal County Bank Balance</u>				
Ending Bank Balance as of: 12/31/2020			Balance from YTD Column	\$ 68,178.45 (F)
Less: Outstanding Warrants			Check #	-
Plus: Deposits in Transit				-
				<u>\$ 68,178.45</u>
Prepared by: <u>[Signature] 1/4/2021</u>				Balance per B/S \$ 68,178.45 (G)
Reviewed by: <u>[Signature] 1/11/21</u>				Difference \$ -



Pinal County Treasurer

Monthly Statement

Date Range: 12/1/2020 to 12/31/2020

Account	Period	YTD	
<b>6116421410</b>	<b>Super Fire &amp; Med Debt Refunding Int Series 2018</b>		
Begin Balance:	(A) 119,656.70	71,044.62	
Income:	10,172.11	58,784.27	
LOC Advance:	.00	.00	
Expense:	(61,650.36)	(61,650.44)	LOC: .00
LOC Payments:	.00	.00	Warrants Outstanding: .00
Cash Balance:	(F) 68,178.45	68,178.45	End: 68,178.45

Monthly Statement Summary

Source Code	Description	MTDAmount	YTDAmount
<b>6116421410</b>	<b>Super Fire &amp; Med Debt Refunding Int Series 2018</b>	<b>Beginning Balance:</b> 119,656.70	71,044.62
11100.2018	2018 Real Estate Taxes	.02	.44
11100.2019	2019 Real Estate Taxes	275.73	1,137.36
11100.2020	2020 Real Estate Taxes	8,860.06	51,131.47
12100.2018	2018 Personal Property Taxes	11.35	(105.28)
12100.2019	2019 Personal Property Taxes	34.11	222.74
12100.2020	2020 Personal Property Taxes	845.16	4,747.30
14100.0	Salt River Contribution	.00	1,158.52
18200.2007	2007 Taxes Transferred	.00	2.22
18200.2008	2008 Taxes Transferred	.00	1.98
18200.2009	2009 Taxes Transferred	.00	1.89
18200.2010	2010 Taxes Transferred	3.91	5.67
18200.2011	2011 Taxes Transferred	8.91	20.26
18200.2012	2012 Taxes Transferred	8.46	27.38
18200.2013	2013 Taxes Transferred	10.10	20.15
18200.2014	2014 Taxes Transferred	16.06	36.78
18200.2015	2015 Taxes Transferred	17.06	35.73
18200.2016	2016 Taxes Transferred	20.99	4.88
18200.2017	2017 Taxes Transferred	22.43	(34.98)
21100.43	Wells Fargo Trust Investment Interest	.02	.09
21100.46	Wells Fargo Investment Investment Interest	4.84	37.66
21100.47	WF Money Market Investment Interest	.35	9.51
21100.48	WF Brokerage Account Investment Interest	5.53	5.90
21100.55	Multi-Bank Securities Investment Interest	.00	25.53
21100.70	Vining Sparks Investment Interest	23.08	226.46
21100.80	Stifel Nicolaus & Company Investment Interest	3.94	65.18
73750.0	Revenue Transfer	.00	(.57)
90400.0	Refund Interest	(.07)	(.15)
90810.0	Coupons Paid	(61,650.29)	(61,650.29)
	<b>Ending Balance:</b>	<b>68,178.45</b>	<b>68,178.45</b>

Handwritten notes: (C) \$10,134.35, (B) \$377.00, (E), (D)

Monthly Statement Detail

Date	Notes	Doc #	Amount	C/D
<b>6116421410 Super Fire &amp; Med Debt Refunding Int Series 2018</b>			<b>Beginning Balance: 119,656.70</b>	
11100.2018	2018 Real Estate Taxes		Source Code Total: .02	
	12/18 Tax Distribution	0	.02	C
11100.2019	2019 Real Estate Taxes		Source Code Total: 275.73	
	12/01 Tax Distribution	0	3.75	C
	12/03 Tax Distribution	0	4.90	C
	12/04 Tax Distribution	0	3.00	C



Pinal County Treasurer

Monthly Statement

Date Range: 12/1/2020 to 12/31/2020

12/07 Tax Distribution	0	.36	C
12/07 Tax Distribution	0	.06	C
12/08 Tax Distribution	0	12.26	C
12/09 Tax Distribution	0	3.05	C
12/09 Tax Distribution	0	1.28	C
12/09 Tax Distribution	0	1.17	C
12/10 Tax Distribution	0	1.35	C
12/11 Tax Distribution	0	.01	C
12/11 Tax Distribution	0	1.55	C
12/14 Tax Distribution	0	.78	C
12/14 Tax Distribution	0	9.90	C
12/15 Tax Distribution	0	3.04	C
12/16 Tax Distribution	0	.01	C
12/16 Tax Distribution	0	4.82	C
12/17 Tax Distribution	0	3.01	C
12/17 Tax Distribution	0	(.01)	C
12/18 Tax Distribution	0	6.82	C
12/18 Tax Distribution	0	5.52	C
12/21 Tax Distribution	0	9.44	C
12/22 Tax Distribution	0	2.48	C
12/23 Tax Distribution	0	103.06	C
12/23 Tax Distribution	0	8.32	C
12/24 Tax Distribution	0	5.11	C
12/24 Tax Distribution	0	.91	C
12/28 Tax Distribution	0	.71	C
12/28 Tax Distribution	0	1.38	C
12/29 Tax Distribution	0	.49	C
12/29 Tax Distribution	0	3.44	C
12/29 Tax Distribution	0	.11	C
12/30 Tax Distribution	0	(.83)	C
12/30 Tax Distribution	0	51.09	C
12/30 Tax Distribution	0	6.64	C
12/31 Tax Distribution	0	7.88	C
12/31 Tax Distribution	0	8.87	C
11100.2020 2020 Real Estate Taxes		Source Code Total: 8,860.06	
12/01 Tax Distribution	0	46.10	C
12/01 Tax Distribution	0	91.25	C
12/01 Tax Distribution	0	28.80	C
12/01 Tax Distribution	0	25.05	C
12/01 Tax Distribution	0	80.01	C
12/02 Tax Distribution	0	29.89	C
12/02 Tax Distribution	0	70.20	C
12/02 Tax Distribution	0	142.45	C
12/02 Tax Distribution	0	81.65	C
12/02 Tax Distribution	0	10.76	C
12/03 Tax Distribution	0	22.61	C
12/03 Tax Distribution	0	12.12	C
12/03 Tax Distribution	0	71.51	C
12/03 Tax Distribution	0	70.15	C
12/04 Tax Distribution	0	63.13	C
12/04 Tax Distribution	0	138.16	C
12/04 Tax Distribution	0	41.25	C
12/07 Tax Distribution	0	20.30	C
12/07 Tax Distribution	0	42.57	C
12/07 Tax Distribution	0	58.79	C
12/08 Tax Distribution	0	77.84	C
12/08 Tax Distribution	0	389.83	C



Pinal County Treasurer

Monthly Statement

Date Range: 12/1/2020 to 12/31/2020

12/08 Tax Distribution	0	51.63	C
12/08 Tax Distribution	0	30.37	C
12/08 Tax Distribution	0	245.67	C
12/09 Tax Distribution	0	182.93	C
12/09 Tax Distribution	0	54.13	C
12/09 Tax Distribution	0	158.01	C
12/09 Tax Distribution	0	202.78	C
12/10 Tax Distribution	0	71.44	C
12/10 Tax Distribution	0	113.70	C
12/10 Tax Distribution	0	15.02	C
12/11 Tax Distribution	0	94.91	C
12/11 Tax Distribution	0	79.53	C
12/11 Tax Distribution	0	16.10	C
12/11 Tax Distribution	0	351.75	C
12/14 Tax Distribution	0	82.29	C
12/14 Tax Distribution	0	318.64	C
12/14 Tax Distribution	0	55.92	C
12/15 Tax Distribution	0	(.88)	C
12/15 Tax Distribution	0	26.95	C
12/15 Tax Distribution	0	47.75	C
12/15 Tax Distribution	0	240.81	C
12/15 Tax Distribution	0	120.48	C
12/16 Tax Distribution	0	67.70	C
12/16 Tax Distribution	0	100.73	C
12/16 Tax Distribution	0	73.64	C
12/17 Tax Distribution	0	175.75	C
12/17 Tax Distribution	0	54.69	C
12/17 Tax Distribution	0	101.57	C
12/17 Tax Distribution	0	151.17	C
12/18 Tax Distribution	0	70.81	C
12/18 Tax Distribution	0	135.19	C
12/21 Tax Distribution	0	62.63	C
12/21 Tax Distribution	0	62.03	C
12/22 Tax Distribution	0	27.12	C
12/22 Tax Distribution	0	484.49	C
12/22 Tax Distribution	0	184.99	C
12/23 Tax Distribution	0	200.92	C
12/23 Tax Distribution	0	242.25	C
12/23 Tax Distribution	0	12.77	C
12/24 Tax Distribution	0	140.08	C
12/24 Tax Distribution	0	293.39	C
12/24 Tax Distribution	0	132.32	C
12/28 Tax Distribution	0	104.78	C
12/28 Tax Distribution	0	44.15	C
12/28 Tax Distribution	0	40.21	C
12/28 Tax Distribution	0	110.33	C
12/28 Tax Distribution	0	292.40	C
12/29 Tax Distribution	0	22.28	C
12/29 Tax Distribution	0	31.95	C
12/29 Tax Distribution	0	86.18	C
12/29 Tax Distribution	0	45.87	C
12/29 Tax Distribution	0	117.07	C
12/30 Tax Distribution	0	(.20)	C
12/30 Tax Distribution	0	105.47	C
12/30 Tax Distribution	0	157.21	C
12/30 Tax Distribution	0	74.45	C
12/30 Tax Distribution	0	80.68	C





Pinal County Treasurer

Monthly Statement

Date Range: 12/1/2020 to 12/31/2020

12/30 Tax Distribution	0	49.30	C
12/31 Tax Distribution	0	318.83	C
12/31 Tax Distribution	0	92.91	C
12/31 Tax Distribution	0	83.73	C
12/31 Tax Distribution	0	53.87	C
12100.2018 2018 Personal Property Taxes		Source Code Total: 11.35	
12/02 Tax Distribution	0	.66	C
12/02 Tax Distribution	0	.09	C
12/02 Tax Distribution	0	1.40	C
12/03 Tax Distribution	0	.03	C
12/07 Tax Distribution	0	1.21	C
12/08 Tax Distribution	0	.29	C
12/09 Tax Distribution	0	.12	C
12/10 Tax Distribution	0	.29	C
12/11 Tax Distribution	0	.21	C
12/14 Tax Distribution	0	.93	C
12/15 Tax Distribution	0	.56	C
12/15 Tax Distribution	0	.07	C
12/16 Tax Distribution	0	.40	C
12/18 Tax Distribution	0	.26	C
12/21 Tax Distribution	0	.07	C
12/23 Tax Distribution	0	.15	C
12/23 Tax Distribution	0	2.64	C
12/23 Tax Distribution	0	1.27	C
12/28 Tax Distribution	0	.37	C
12/31 Tax Distribution	0	.20	C
12/31 Tax Distribution	0	.13	C
12100.2019 2019 Personal Property Taxes		Source Code Total: 34.11	
12/02 Tax Distribution	0	4.57	C
12/02 Tax Distribution	0	.48	C
12/02 Tax Distribution	0	3.11	C
12/03 Tax Distribution	0	.23	C
12/03 Tax Distribution	0	.11	C
12/04 Tax Distribution	0	1.42	C
12/07 Tax Distribution	0	2.16	C
12/08 Tax Distribution	0	.83	C
12/08 Tax Distribution	0	.43	C
12/08 Tax Distribution	0	(.48)	C
12/09 Tax Distribution	0	.69	C
12/09 Tax Distribution	0	.86	C
12/10 Tax Distribution	0	1.59	C
12/11 Tax Distribution	0	.37	C
12/14 Tax Distribution	0	.06	C
12/14 Tax Distribution	0	4.59	C
12/15 Tax Distribution	0	.89	C
12/15 Tax Distribution	0	.11	C
12/16 Tax Distribution	0	1.80	C
12/17 Tax Distribution	0	.17	C
12/18 Tax Distribution	0	.01	C
12/18 Tax Distribution	0	.47	C
12/21 Tax Distribution	0	1.11	C
12/22 Tax Distribution	0	.48	C
12/23 Tax Distribution	0	.35	C
12/23 Tax Distribution	0	2.18	C
12/23 Tax Distribution	0	1.25	C
12/24 Tax Distribution	0	.05	C
12/28 Tax Distribution	0	.12	C



Pinal County Treasurer

Monthly Statement

Date Range: 12/1/2020 to 12/31/2020

12/28 Tax Distribution	0	.66	C
12/29 Tax Distribution	0	2.11	C
12/30 Tax Distribution	0	.38	C
12/31 Tax Distribution	0	.80	C
12/31 Tax Distribution	0	.15	C
12100.2020 2020 Personal Property Taxes		Source Code Total: 845.16	
12/01 Tax Distribution	0	6.70	C
12/01 Tax Distribution	0	10.82	C
12/01 Tax Distribution	0	7.07	C
12/01 Tax Distribution	0	4.76	C
12/01 Tax Distribution	0	7.16	C
12/02 Tax Distribution	0	5.10	C
12/02 Tax Distribution	0	8.26	C
12/02 Tax Distribution	0	13.77	C
12/02 Tax Distribution	0	9.34	C
12/02 Tax Distribution	0	.02	C
12/03 Tax Distribution	0	4.79	C
12/03 Tax Distribution	0	.31	C
12/03 Tax Distribution	0	.86	C
12/03 Tax Distribution	0	7.12	C
12/04 Tax Distribution	0	1.45	C
12/04 Tax Distribution	0	22.54	C
12/04 Tax Distribution	0	8.21	C
12/07 Tax Distribution	0	2.64	C
12/07 Tax Distribution	0	10.40	C
12/07 Tax Distribution	0	11.57	C
12/08 Tax Distribution	0	11.68	C
12/08 Tax Distribution	0	8.72	C
12/08 Tax Distribution	0	(.26)	C
12/08 Tax Distribution	0	2.00	C
12/08 Tax Distribution	0	25.33	C
12/09 Tax Distribution	0	19.74	C
12/09 Tax Distribution	0	5.18	C
12/09 Tax Distribution	0	20.52	C
12/09 Tax Distribution	0	12.97	C
12/10 Tax Distribution	0	7.88	C
12/10 Tax Distribution	0	9.36	C
12/10 Tax Distribution	0	(10.43)	C
12/10 Tax Distribution	0	3.87	C
12/11 Tax Distribution	0	5.65	C
12/11 Tax Distribution	0	7.39	C
12/11 Tax Distribution	0	2.93	C
12/11 Tax Distribution	0	6.08	C
12/14 Tax Distribution	0	6.51	C
12/14 Tax Distribution	0	6.98	C
12/14 Tax Distribution	0	18.77	C
12/15 Tax Distribution	0	.99	C
12/15 Tax Distribution	0	12.77	C
12/15 Tax Distribution	0	45.29	C
12/15 Tax Distribution	0	18.05	C
12/16 Tax Distribution	0	12.68	C
12/16 Tax Distribution	0	9.94	C
12/16 Tax Distribution	0	10.80	C
12/17 Tax Distribution	0	9.17	C
12/17 Tax Distribution	0	20.39	C
12/17 Tax Distribution	0	3.18	C
12/17 Tax Distribution	0	5.62	C



Pinal County Treasurer

Monthly Statement

Date Range: 12/1/2020 to 12/31/2020

12/18 Tax Distribution	0	3.98	C
12/18 Tax Distribution	0	15.96	C
12/21 Tax Distribution	0	6.86	C
12/21 Tax Distribution	0	9.41	C
12/22 Tax Distribution	0	6.32	C
12/22 Tax Distribution	0	50.49	C
12/22 Tax Distribution	0	8.04	C
12/23 Tax Distribution	0	(.50)	C
12/23 Tax Distribution	0	10.69	C
12/23 Tax Distribution	0	49.49	C
12/23 Tax Distribution	0	1.83	C
12/24 Tax Distribution	0	9.31	C
12/24 Tax Distribution	0	9.80	C
12/24 Tax Distribution	0	9.47	C
12/28 Tax Distribution	0	11.83	C
12/28 Tax Distribution	0	8.50	C
12/28 Tax Distribution	0	9.20	C
12/28 Tax Distribution	0	31.93	C
12/29 Tax Distribution	0	1.43	C
12/29 Tax Distribution	0	6.40	C
12/29 Tax Distribution	0	13.73	C
12/29 Tax Distribution	0	4.62	C
12/29 Tax Distribution	0	3.58	C
12/29 Tax Distribution	0	11.76	C
12/30 Tax Distribution	0	(.35)	C
12/30 Tax Distribution	0	16.60	C
12/30 Tax Distribution	0	16.15	C
12/30 Tax Distribution	0	3.20	C
12/30 Tax Distribution	0	2.58	C
12/30 Tax Distribution	0	8.56	C
12/31 Tax Distribution	0	23.19	C
12/31 Tax Distribution	0	6.69	C
12/31 Tax Distribution	0	7.22	C
12/31 Tax Distribution	0	4.55	C
18200.2010 2010 Taxes Transferred		Source Code Total:	3.91
12/02 MATURED DEBT SVC FR 6-11642-1408	0	3.45	C
12/07 MATURED DEBT SVC FR 6-11642-1408	0	.46	C
18200.2011 2011 Taxes Transferred		Source Code Total:	8.91
12/02 MATURED DEBT SVC FR 6-11642-1408	0	8.55	C
12/07 MATURED DEBT SVC FR 6-11642-1408	0	.36	C
18200.2012 2012 Taxes Transferred		Source Code Total:	8.46
12/02 MATURED DEBT SVC FR 6-11642-1408	0	7.50	C
12/29 MATURED DEBT SVC FR 6-11642-1408	0	.96	C
18200.2013 2013 Taxes Transferred		Source Code Total:	10.10
12/02 MATURED DEBT SVC FR 6-11642-1408	0	7.10	C
12/10 MATURED DEBT SVC FR 6-11642-1408	0	.16	C
12/29 MATURED DEBT SVC FR 6-11642-1408	0	.17	C
12/31 MATURED DEBT SVC FR 6-11642-1408	0	2.67	C
18200.2014 2014 Taxes Transferred		Source Code Total:	16.06
12/02 MATURED DEBT SVC FR 6-11642-1408	0	6.93	C
12/03 MATURED DEBT SVC FR 6-11642-1408	0	.01	C
12/03 MATURED DEBT SVC FR 6-11642-1408	0	.15	C
12/07 MATURED DEBT SVC FR 6-11642-1408	0	1.14	C
12/08 MATURED DEBT SVC FR 6-11642-1408	0	4.71	C
12/10 MATURED DEBT SVC FR 6-11642-1408	0	.88	C
12/11 MATURED DEBT SVC FR 6-11642-1408	0	1.28	C
12/31 MATURED DEBT SVC FR 6-11642-1408	0	.96	C



Pinal County Treasurer

Monthly Statement

Date Range: 12/1/2020 to 12/31/2020

18200.2015 2015 Taxes Transferred		Source Code Total: 17.06
12/02 MATURED DEBT SVC FR 6-11642-1408	0	6.14 C
12/03 MATURED DEBT SVC FR 6-11642-1408	0	.14 C
12/07 MATURED DEBT SVC FR 6-11642-1408	0	.84 C
12/08 MATURED DEBT SVC FR 6-11642-1408	0	3.62 C
12/10 MATURED DEBT SVC FR 6-11642-1408	0	1.18 C
12/11 MATURED DEBT SVC FR 6-11642-1408	0	1.14 C
12/14 MATURED DEBT SVC FR 6-11642-1408	0	.61 C
12/15 MATURED DEBT SVC FR 6-11642-1408	0	.26 C
12/16 MATURED DEBT SVC FR 6-11642-1408	0	1.07 C
12/18 MATURED DEBT SVC FR 6-11642-1408	0	1.18 C
12/31 MATURED DEBT SVC FR 6-11642-1408	0	.88 C
18200.2016 2016 Taxes Transferred		Source Code Total: 20.99
12/02 MATURED DEBT SVC FR 6-11642-1408	0	5.69 C
12/03 MATURED DEBT SVC FR 6-11642-1408	0	.13 C
12/07 MATURED DEBT SVC FR 6-11642-1408	0	5.43 C
12/10 MATURED DEBT SVC FR 6-11642-1408	0	1.09 C
12/11 MATURED DEBT SVC FR 6-11642-1408	0	.99 C
12/14 MATURED DEBT SVC FR 6-11642-1408	0	1.14 C
12/15 MATURED DEBT SVC FR 6-11642-1408	0	2.06 C
12/15 MATURED DEBT SVC FR 6-11642-1408	0	1.55 C
12/16 MATURED DEBT SVC FR 6-11642-1408	0	.99 C
12/18 MATURED DEBT SVC FR 6-11642-1408	0	1.09 C
12/31 MATURED DEBT SVC FR 6-11642-1408	0	.83 C
18200.2017 2017 Taxes Transferred		Source Code Total: 22.43
12/02 MATURED DEBT SVC FR 6-11642-1408	0	5.29 C
12/03 MATURED DEBT SVC FR 6-11642-1408	0	.12 C
12/07 MATURED DEBT SVC FR 6-11642-1408	0	1.90 C
12/08 MATURED DEBT SVC FR 6-11642-1408	0	3.07 C
12/10 MATURED DEBT SVC FR 6-11642-1408	0	.43 C
12/10 MATURED DEBT SVC FR 6-11642-1408	0	.50 C
12/11 MATURED DEBT SVC FR 6-11642-1408	0	.87 C
12/11 MATURED DEBT SVC FR 6-11642-1408	0	1.38 C
12/14 MATURED DEBT SVC FR 6-11642-1408	0	1.07 C
12/15 MATURED DEBT SVC FR 6-11642-1408	0	1.91 C
12/15 MATURED DEBT SVC FR 6-11642-1408	0	1.27 C
12/16 MATURED DEBT SVC FR 6-11642-1408	0	.92 C
12/17 MATURED DEBT SVC FR 6-11642-1408	0	.52 C
12/18 MATURED DEBT SVC FR 6-11642-1408	0	.21 C
12/18 MATURED DEBT SVC FR 6-11642-1408	0	1.01 C
12/21 MATURED DEBT SVC FR 6-11642-1408	0	.26 C
12/23 MATURED DEBT SVC FR 6-11642-1408	0	.56 C
12/28 MATURED DEBT SVC FR 6-11642-1408	0	.37 C
12/31 MATURED DEBT SVC FR 6-11642-1408	0	.77 C
21100.43 Wells Fargo Trust Investment Interest		Source Code Total: .02
12/02 Investment Interest	0	.02 C
21100.46 Wells Fargo Investment Investment Interest		Source Code Total: 4.84
12/16 Investment Interest	0	1.69 C
12/17 Investment Interest	0	.64 C
12/30 Investment Interest	0	2.51 C
21100.47 WF Money Market Investment Interest		Source Code Total: .35
12/01 Investment Interest	0	.35 C
21100.48 WF Brokerage Account Investment Interest		Source Code Total: 5.53
12/01 Investment Interest	0	4.06 C
12/03 Investment Interest	0	1.47 C
21100.70 Vining Sparks Investment Interest		Source Code Total: 23.08
12/02 Investment Interest	0	1.97 C



Pinal County Treasurer

Monthly Statement

Date Range: 12/1/2020 to 12/31/2020

12/04 Investment Interest	0	7.92	C
12/08 Investment Interest	0	1.31	C
12/21 Investment Interest	0	6.89	C
12/23 Investment Interest	0	1.94	C
12/28 Investment Interest	0	3.05	C
21100.80 Stifel Nicolaus & Company Investment Interest		Source Code Total: 3.94	
12/08 Investment Interest	0	1.75	C
12/16 Investment Interest	0	2.19	C
90400.0 Refund Interest		Source Code Total: (.07)	
12/03 167879 100-33-01007 2020 Adjustment/Corr Refund	167879	(.01)	D
12/10 167978 B99-96-82436 2020 Adjustment/Corr Refund	167978	(.02)	D
12/10 167983 B98-00-01001 2020 Adjustment/Corr Refund	167983	(.04)	D
90810.0 Coupons Paid		Source Code Total: (61,650.29)	
12/31 Debt Service REFB2018	0	(61,650.29)	D
6116421410 Super Fire & Med Debt Refunding Int Series 2018		<b>Ending Balance: 68,178.45</b>	

---

1/4/21  
2:34:18 PM

**Superstition Fire & Medical District**

**Balance Sheet**

As of 12/31/2020

FUND: (600) Debt Retirement Interest Fund

**Assets**

**Current Assets**

Fund Cash - Debt Retirement Interest  
Total Current Assets

\$68,178.45

\$68,178.45 (6)

**Total Assets**

\$68,178.45

**Liabilities and Equity**

**Equity**

Fund Balance - Debt Retirement Interest  
Current Year Profit/Loss  
Total Equity

\$71,044.62

(2,866.17)

68,178.45

**Total Liabilities and Equity**

\$68,178.45