



## Superstition Fire & Medical District Balance Sheet - All Governmental Funds

For Fiscal: 2020-2021 Period Ending: 11/30/20

	100	150	200	400	500	600	
	General	Transport	Capital Projects	Special Revenue	Debt Principal	Debt Interest	Total
<b>Current Assets</b>							
10100 - FUND CASH	9,696,445.61	1,086,625.73	-	-	-	-	10,783,071.34
10150 - PAYROLL ACCOUNT	(5,728,349.89)	(743,577.13)	-	-	-	-	(6,471,927.02)
10200 - FUND CASH - CAPITAL PROJECTS	-	-	929,677.05	-	-	-	929,677.05
10400 - FUND CASH - SPECIAL REVENUE FUND	-	-	-	55,792.38	-	-	55,792.38
10500 - FUND CASH - DEBT RETIREMENT PRINCIPAL	-	-	-	-	543,404.32	-	543,404.32
10600 - FUND CASH - DEBT RETIREMENT INTEREST	-	-	-	-	-	119,656.70	119,656.70
11000 - PETTY CASH - ACCOUNTING	100.00	-	-	-	-	-	100.00
CASH SUBTOTAL	3,968,195.72	343,048.60	929,677.05	55,792.38	543,404.32	119,656.70	5,959,774.77
13000 - ACCOUNTS RECEIVABLE	-	-	-	-	-	-	-
13500 - PROPERTY TAXES RECEIVABLE	-	-	-	-	-	-	-
15000 - DUE FROM OTHER FUNDS	1,453,638.93	-	1,275,295.36	-	-	-	2,728,934.29
15500 - DEPOSIT	-	-	-	-	-	-	-
16000 - PREPAID ITEMS	-	-	-	-	-	-	-
<b>Total Assets:</b>	<b>\$ 5,421,834.65</b>	<b>\$ 343,048.60</b>	<b>\$ 2,204,972.41</b>	<b>\$ 55,792.38</b>	<b>\$ 543,404.32</b>	<b>\$ 119,656.70</b>	<b>\$ 8,688,709.06</b>
<b>Current Liabilities</b>							
21050 - ACCOUNTS PAYABLE	-	-	-	-	-	-	-
21250 - SALES TAX PAYABLE	36.78	134.24	-	176.40	-	-	347.42
21300 - FEDERAL INCOME WITHHOLDING	-	-	-	-	-	-	-
21400 - SOCIAL SECURITY WITHHOLDING	-	-	-	-	-	-	-
21450 - MEDICARE WITHHOLDING	-	-	-	-	-	-	-
21500 - STATE INCOME TAX WITHHOLDING	-	-	-	-	-	-	-
21660 - HEALTH SAVINGS ACCOUNT	-	-	-	-	-	-	-
21665 - HSA FEES (DUE 3RD PARTY)	-	-	-	-	-	-	-
21700 - PUBLIC SAFETY RETIREMENT	30.00	-	-	-	-	-	30.00
21725 - CIVILIAN EMPLOYEE RETIREMENT	-	-	-	-	-	-	-
21800 - PRE-TAX 457 PLAN	-	-	-	-	-	-	-
21925 - VOLUNTARY EMPLOYEE BENEFICIARY ASSOC	-	-	-	-	-	-	-
22200 - DISABILITY INS - VOLUNTARY LONG TERM	(2,426.02)	(295.06)	-	-	-	-	(2,721.08)
22300 - LIFE INS - VOLUNTARY SUPPLEMENTAL	(1,769.05)	(120.50)	-	-	-	-	(1,889.55)
24000 - AFLAC	(355.03)	281.63	-	-	-	-	(73.40)
25000 - DUE TO OTHER FUNDS	-	2,728,934.29	-	-	-	-	2,728,934.29
26000 - DEFERRED REVENUE	-	-	-	-	-	-	-
26550 - ACCRUED PAYROLL & RELATED BENEFITS	-	-	-	-	-	-	-
<b>Total Liabilities:</b>	<b>(4,483.32)</b>	<b>2,728,934.60</b>	<b>-</b>	<b>176.40</b>	<b>-</b>	<b>-</b>	<b>2,724,627.68</b>
<b>Equity</b>							
31000 - FUND BALANCE	3,117,104.66	(2,369,215.42)	1,871,810.10	52,656.98	238,217.08	71,044.62	2,981,618.02
<b>Beginning Equity:</b>	<b>3,117,104.66</b>	<b>(2,369,215.42)</b>	<b>1,871,810.10</b>	<b>52,656.98</b>	<b>238,217.08</b>	<b>71,044.62</b>	<b>2,981,618.02</b>
CURRENT YEAR PROFIT / LOSS	2,309,213.31	(16,670.58)	333,162.31	2,959.00	305,187.24	48,612.08	2,982,463.36
<b>Total Current Liabilities and Equity:</b>	<b>\$ 5,421,834.65</b>	<b>\$ 343,048.60</b>	<b>\$ 2,204,972.41</b>	<b>\$ 55,792.38</b>	<b>\$ 543,404.32</b>	<b>\$ 119,656.70</b>	<b>\$ 8,688,709.06</b>



## Superstition Fire & Medical District Cash Flow - All Governmental Funds

**November 30, 2020**

Month	Status	Beginning			Variance	Ending
		Cash Balance	Revenues	Expenditures		Cash Balance
July	Actual	\$ 2,981,518	\$ 539,704	\$ 1,506,548	\$ (966,844)	\$ 2,014,674
August	Actual	\$ 2,014,674	\$ 462,744	\$ 1,559,574	\$ (1,096,830)	\$ 917,844
September	Actual	\$ 917,844	\$ 2,805,917	\$ 1,695,209	\$ 1,110,708	\$ 2,028,552
October	Actual	\$ 2,028,552	\$ 5,728,009	\$ 2,092,073	\$ 3,635,935	\$ 5,664,488
November	Actual	\$ 5,664,488	\$ 1,795,547	\$ 1,500,260	\$ 295,287	\$ 5,959,775
December	Projected	\$ 5,959,775	\$ 1,826,854	\$ 1,435,801	\$ 391,053	\$ 6,350,828
January	Projected	\$ 6,350,828	\$ 1,078,459	\$ 1,633,473	\$ (555,014)	\$ 5,795,814
February	Projected	\$ 5,795,814	\$ 887,920	\$ 1,517,645	\$ (629,725)	\$ 5,166,089
March	Projected	\$ 5,166,089	\$ 942,784	\$ 1,645,723	\$ (702,939)	\$ 4,463,150
April	Projected	\$ 4,463,150	\$ 3,504,847	\$ 1,301,392	\$ 2,203,455	\$ 6,666,605
May	Projected	\$ 6,666,605	\$ 1,585,748	\$ 2,172,405	\$ (586,657)	\$ 6,079,948
June	Projected	\$ 6,079,948	\$ 415,238	\$ 2,177,764	\$ (1,762,526)	\$ 4,317,422

Per Arizona Revised Statute (ARS) §48-807(O), the District must produce a Cash Flow Projection Report each fiscal year. This was a new requirement effective September 13, 2013.

The Cash Flow report consists of the combined cash balances of all District Funds. These balances includes the General (100) Fund, Rescue Transport (150), Capital Projects (200) Fund, Bond Proceeds (300) Fund, Special Revenue (400) Fund, CCU Grant (450) Fund, Debt Principal (500) Fund, and Debt Interest (600) Fund.

The first half of the fiscal year's property taxes is due between October 1 and November 1, and the second half is due between March 1 and May 1. Consequently, during the early months of the fiscal year, Capital Projects fund may be utilized to off-set low revenue collections period, but are returned to the Capital Fund when revenue flows increase.

The Cash Flow Projection Report is to be updated monthly with the actual revenues deposited into and expenditures disbursed from the District' cash accounts. It is important to note that the revenues and expenditures are reported here on a Cash Basis.

This report is generated to demonstrate that the Fire District maintains sufficient cash available to satisfy the projected expenditures budgeted over the course of the fiscal year. Close attention should be paid to the Ending Cash Balance columns of this report.

The projections above were derived from an analysis of the District's actual revenues and expenditures for the past three fiscal years and the current year's approved budget. They are to be used as a guide in financial planning. For more detailed information regarding revenues, expenditures, and cash accounts, please refer to the District's Monthly Financial Statements, Warrants Register, and Bank Statements.



# Superstition Fire & Medical District Income Statement Summary

For Fiscal: 2019-2020 Period Ending: 11/30/20

	Original Total Budget	Current Month Actual	YTD Actual Activity	Forecasted Remaining Budget	% Budget Remaining
<b>Fund: 100 - GENERAL</b>					
<b>Revenues</b>					
DIRECT TAXES	14,377,651.00	1,051,829.13	7,818,188.75	6,559,462.25	45.6%
OTHER TAXES	491,345.00	194,675.53	239,553.67	251,791.33	51.2%
CHARGES FOR SERVICES	580,444.00	142,411.44	959,635.04	(379,191.04)	-65.3%
COMMUNITY HEALTH SERVICES	3,000.00	18.00	36.00	2,964.00	98.8%
OTHER INCOME	40,000.00	790.89	5,187.70	34,812.30	87.0%
INTERGOVERNMENTAL INCOME	4,000.00	500.00	2,000.00	2,000.00	50.0%
OTHER FINANCING SOURCES (USES)	-	-	-	-	0.0%
<b>Revenue Total:</b>	<b>\$ 15,496,440.00</b>	<b>\$ 1,390,224.99</b>	<b>\$ 9,024,601.16</b>	<b>\$ 6,471,838.84</b>	<b>41.8%</b>
<b>Expenditures</b>					
ADMINISTRATIVE SERVICES	6,370,800.00	415,655.20	2,996,885.19	3,373,914.81	53.0%
FINANCIAL SERVICES / RESERVES	1,500,262.00	50.32	802.18	1,499,459.82	99.9%
TRAINING SERVICES	26,670.00	1,591.00	5,539.00	21,131.00	79.2%
TECHNICAL SERVICES	588,028.00	32,851.67	215,625.65	372,402.35	63.3%
COMMUNICATION SERVICES	215,880.00	21,333.99	87,394.35	128,485.65	59.5%
EMERGENCY SERVICES	8,476,811.00	630,912.29	3,361,036.78	5,115,774.22	60.4%
COMMUNITY SERVICES	118,743.00	8,403.51	48,104.70	70,638.30	59.5%
<b>Expenditures Total:</b>	<b>17,297,194.00</b>	<b>1,110,797.98</b>	<b>6,715,387.85</b>	<b>10,581,806.15</b>	<b>61.2%</b>
<b>Net Financial Sources (Uses)</b>	<b>\$ (1,800,754.00)</b>	<b>\$ 279,427.01</b>	<b>\$ 2,309,213.31</b>	<b>\$ (4,109,967.31)</b>	
<b>Beginning Unrestricted Fund Balance July 1, 2020</b>	<b>1,800,754.00</b>				



# Superstition Fire & Medical District Expenditures - Summary

For Fiscal: 2019-2020 Period Ending: 11/30/20

	Original Total Budget	Current Month Actual	YTD Actual Activity	Forecasted Remaining Budget	% Budget Remaining
<b>Fund: 100 - GENERAL OPERATING</b>					
<b>DIVISION 10: ADMINISTRATIVE SERVICES</b>					
<b>Compensation &amp; Benefits</b>					
Compensation	650,719.00	45,774.56	271,024.29	379,694.71	🟢 58.4%
Employer Provided Benefits	4,414,492.00	286,236.21	1,883,608.06	2,530,883.94	🟡 57.3%
<b>Operating Expenditures</b>					
Equipment & Machinery	-	-	-	-	🟢 0.0%
Parts & Supplies	440,900.00	24,330.49	540,617.18	(99,717.18)	🔴 -22.6%
Facility Services	269,975.00	14,568.31	101,735.64	168,239.36	🟢 62.3%
Operating Services	92,506.00	8,634.56	40,580.27	51,925.73	🟡 56.1%
Professional Services	502,208.00	36,111.07	159,319.75	342,888.25	🟢 68.3%
Financial Services	1,500,262.00	50.32	802.18	1,499,459.82	🟢 99.9%
Training Services	26,670.00	1,591.00	5,539.00	21,131.00	🟢 79.2%
<b>TOTAL ADMINISTRATIVE SERVICES</b>	<b>7,897,732.00</b>	<b>417,296.52</b>	<b>3,003,226.37</b>	<b>4,894,505.63</b>	<b>🟢 62.0%</b>
<b>DIVISION 20: TECHNICAL SERVICES</b>					
<b>Compensation</b>	278,348.00	19,201.66	109,839.22	168,508.78	🟢 60.5%
<b>Operating Expenditures</b>					
Equipment & Machinery	3,550.00	-	2,014.38	1,535.62	🔴 43.3%
Operating Supplies	170,500.00	7,612.67	58,167.34	112,332.66	🟢 65.9%
Parts & Supplies	106,530.00	5,946.00	30,720.17	75,809.83	🟢 71.2%
Professional Services	25,100.00	91.34	14,884.54	10,215.46	🔴 40.7%
Training Services	4,000.00	-	-	4,000.00	🟢 100.0%
<b>TOTAL TECHNICAL SERVICES</b>	<b>588,028.00</b>	<b>32,851.67</b>	<b>215,625.65</b>	<b>372,402.35</b>	<b>🟢 63.3%</b>
<b>DIVISION 30: COMMUNICATIONS SERVICES</b>					
<b>Operating Expenditures</b>					
Parts & Supplies	2,150.00	-	2,007.41	142.59	🔴 6.6%
Facility Services	6,000.00	456.91	2,027.81	3,972.19	🟢 66.2%
Operating Services	76,960.00	8,161.16	36,928.21	40,031.79	🔴 52.0%
Professional Services	130,770.00	12,715.92	46,430.92	84,339.08	🟢 64.5%
<b>TOTAL COMMUNICATION SERVICES</b>	<b>215,880.00</b>	<b>21,333.99</b>	<b>87,394.35</b>	<b>128,485.65</b>	<b>🟢 59.5%</b>
<b>DIVISION 40: EMERGENCY SERVICES</b>					
<b>Compensation</b>	8,091,488.00	609,248.79	3,261,105.21	4,830,382.79	🟢 59.7%
<b>Operating Expenditures</b>					
Equipment & Machinery	42,833.00	128.69	8,596.07	34,236.93	🟢 79.9%
Operating Supplies	107,700.00	7,326.87	35,764.11	71,935.89	🟢 66.8%
Parts & Supplies	87,500.00	1,529.81	3,149.54	84,350.46	🟢 96.4%
Operating Services	13,290.00	869.96	3,534.15	9,755.85	🟢 73.4%
Professional Services	82,667.00	8,207.96	28,001.52	54,665.48	🟢 66.1%
Training Services	51,333.00	3,600.21	20,886.18	30,446.82	🟢 59.3%
<b>TOTAL EMERGENCY SERVICES</b>	<b>8,476,811.00</b>	<b>630,912.29</b>	<b>3,361,036.78</b>	<b>5,115,774.22</b>	<b>🟢 60.4%</b>
<b>DIVISION 50: COMMUNITY SERVICES / FIRE PREVENTION</b>					
<b>Compensation</b>	86,843.00	6,680.26	36,741.43	50,101.57	🟡 57.7%
<b>Operating Expenditures</b>					
Operating Supplies	2,000.00	260.14	993.16	1,006.84	🔴 50.3%
Parts & Supplies	3,000.00	373.26	582.91	2,417.09	🟢 80.6%
Operating Services	2,500.00	-	527.44	1,972.56	🟢 78.9%
Professional Services	20,900.00	532.00	8,001.91	12,898.09	🟢 61.7%
Training Services	3,500.00	557.85	1,257.85	2,242.15	🟢 64.1%
<b>TOTAL COMMUNITY SERVICES / FIRE PREVENTION</b>	<b>118,743.00</b>	<b>8,403.51</b>	<b>48,104.70</b>	<b>70,638.30</b>	<b>🟢 59.5%</b>
<b>GRAND TOTAL GENERAL FUND</b>	<b>\$ 17,297,194.00</b>	<b>\$ 1,110,797.98</b>	<b>\$ 6,715,387.85</b>	<b>\$ 10,581,806.15</b>	<b>🟢 61.2%</b>



# Superstition Fire & Medical District Income Statement - Detail

For Fiscal: 2020-2021 Period Ending: 11/30/20

<b>Fund: 100 - GENERAL OPERATING</b>						
		Original Total Budget	Current Month Actual	YTD Actual Activity	Forecasted Remaining Budget	% Budget Remaining
<b>Revenue</b>						
<b>Direct Taxes</b>						
100-10-41000-10	REAL & SECURED PROPERTY TAXES	12,972,892.00	919,377.00	6,818,682.95	6,154,209.05	47.4%
100-10-41050-10	UNSECURED PERS PROPERTY TAXES	1,015,266.00	92,896.77	651,394.37	363,871.63	35.8%
100-10-41075-10	REFUNDED TAXES	(25,000.00)	(4,488.70)	(41,174.42)	16,174.42	-64.7%
100-10-41080-10	MARICOPA COUNTY PROPERTY TAXES	14,493.00	5,929.20	8,207.93	6,285.07	43.4%
100-10-41100-10	FIRE DISTRICT ASSISTANCE TAX	400,000.00	38,114.86	381,077.92	18,922.08	4.7%
	<b>Subtotal</b>	14,377,651.00	1,051,829.13	7,818,188.75	6,559,462.25	45.6%
<b>Other Taxes</b>						
100-10-41200-10	SRP CONTRIBUTIONS	371,345.00	184,702.61	184,702.61	186,642.39	50.3%
100-10-41300-10	INSURANCE PREMIUM TAX	120,000.00	9,972.92	54,851.06	65,148.94	54.3%
	<b>Total Tax Revenue</b>	14,868,996.00	1,246,504.66	8,057,742.42	6,811,253.58	45.8%
<b>Charges for Services</b>						
100-10-42025-41	RTC COST RECOVERY	40,000.00	-	18,279.00	21,721.00	54.3%
100-10-42050-41	OTHER EMS PAYMENTS	7,444.00	-	-	7,444.00	100.0%
100-10-42075-41	EMS CONTRACTS	53,000.00	-	-	53,000.00	100.0%
100-10-42078-12	FIRE CONTRACTS	5,000.00	-	5,000.00	-	0.0%
100-10-42200-41	MISCELLANEOUS CONTRACTS	7,000.00	784.96	3,855.78	3,144.22	44.9%
100-10-42500-50	SELF INSPECTION FEES	3,000.00	20.00	1,280.00	1,720.00	57.3%
100-10-42600-15	COPIES (FIRE REPORTS, ETC.)	1,000.00	80.00	540.00	460.00	46.0%
100-10-42700-50	PERMITS	14,000.00	1,150.00	5,130.00	8,870.00	63.4%
100-10-43100-12	STATE LAND FIRE PAYMENTS	450,000.00	140,376.48	922,296.76	(472,296.76)	-105.0%
100-10-43200-20	OUTSIDE FLEET MAINTENANCE	-	-	3,253.50	(3,253.50)	0.0%
100-10-43300-50	INTERGOVERNMENTAL - PLAN REVIEW FEES	4,000.00	500.00	2,000.00	2,000.00	50.0%
	<b>Total Charges for Services</b>	584,444.00	142,911.44	961,635.04	(377,191.04)	-64.5%
<b>Community Health Services</b>						
100-10-43500-41	CPR / FIRST AID CLASSES	3,000.00	18.00	36.00	2,964.00	98.8%
<b>Other Income</b>						
100-10-45700-10	INVESTMENT EARNINGS	30,000.00	1,658.23	6,508.52	23,491.48	78.3%
100-10-45800-10	COBRA REIMBURSEMENT INCOME	-	-	-	-	0.0%
100-10-45900-10	OTHER INCOME	10,000.00	(867.34)	(1,320.82)	11,320.82	113.2%
100-10-46700-10	CM GRANT REIMBURSEMENT INCOME	-	-	-	-	0.0%
	<b>Total Charges for Services</b>	40,000.00	790.89	5,187.70	34,812.30	87.0%
<b>Other Financing Sources (Uses)</b>						
100-80-48020-04	TRANSFER IN (400 Fund)	-	-	-	-	0.0%
100-80-48020-10	TRANSFER IN	-	-	-	-	0.0%
100-80-48100-04	TRANSFER OUT (400 Fund)	-	-	-	-	0.0%
100-80-48100-05	TRANSFER OUT (450 Fund)	-	-	-	-	0.0%
100-90-49500-10	DISTRICT EQUIPMENT SALES	-	-	-	-	0.0%
	<b>Total Financing Sources (Uses)</b>	-	-	-	-	0.0%
<b>Revenue Total:</b>		<b>\$ 15,496,440.00</b>	<b>\$ 1,390,224.99</b>	<b>\$ 9,024,601.16</b>	<b>\$ 6,471,838.84</b>	<b>41.8%</b>

## Expense

<b>DIVISION 10: ADMINISTRATIVE SERVICES</b>						
<b>Wages</b>						
100-10-50000-10	FIRE CHIEF	180,778.00	12,576.95	69,173.23	111,604.77	61.7%
100-10-50010-10	ADMIN SERVICES STAFF	461,825.00	32,285.18	192,535.35	269,289.65	58.3%
100-10-52510-10	WAGE ALLOWANCE (CELL PHONES)	6,616.00	478.20	2,860.37	3,755.63	56.8%
100-10-52700-10	ADMIN SERVICES STAFF OVERTIME	1,500.00	434.23	6,455.34	(4,955.34)	-330.4%
	<b>Subtotal</b>	650,719.00	45,774.56	271,024.29	379,694.71	58.4%
<b>Employer Provided Benefits</b>						
100-10-53710-10	PENSION (PSPRS)	2,271,488.00	174,931.93	1,030,927.46	1,240,560.54	54.6%
100-10-53760-10	PENSION (ASRS)	112,261.00	8,194.01	47,683.41	64,577.59	57.5%
100-10-53770-10	BENEFIT CONTRIBUTIONS	1,379,894.00	106,641.23	576,164.67	803,729.33	58.2%
100-10-53799-10	SAFER GRANT BENEFIT REIMBURSEMENT	(150,506.00)	(33,371.62)	(89,982.99)	(60,523.01)	40.2%
100-10-53810-10	SOCIAL SECURITY	55,678.00	4,359.49	24,655.51	31,022.49	55.7%
100-10-53830-10	MEDICARE	134,634.00	10,810.36	61,851.45	72,782.55	54.1%
100-10-53860-10	INDUSTRIAL INSURANCE	156,421.00	(109.62)	69,165.98	87,255.02	55.8%
100-10-53890-10	UNEMPLOYMENT	-	-	-	-	0.0%
100-10-53910-10	MEDICAL INSURANCE	-	9,080.05	70,945.69	(70,945.69)	0.0%
100-10-53920-10	DENTAL INSURANCE	-	657.19	5,247.27	(5,247.27)	0.0%
100-10-53930-10	VISION INSURANCE	-	41.04	727.30	(727.30)	0.0%
100-10-53940-10	EMPLOYEE ASSISTANCE PROGRAM	9,723.00	814.08	4,838.40	4,884.60	50.2%
100-10-53950-10	LIFE INSURANCE	10,128.00	839.60	4,976.40	5,151.60	50.9%
100-10-53960-10	CANCER INSURANCE FUND (PSPRS)	4,700.00	-	4,650.00	50.00	1.1%
100-10-53965-10	COBRA (REIMBURSABLE)	-	732.96	5,168.40	(5,168.40)	0.0%
100-10-53990-10	EARNED LEAVE BUYOUT (ELBO) PROGRAM	288,487.00	-	-	288,487.00	100.0%



# Superstition Fire & Medical District Income Statement - Detail

For Fiscal: 2020-2021 Period Ending: 11/30/20

		Original Total Budget	Current Month Actual	YTD Actual Activity	Forecasted Remaining Budget	% Budget Remaining
<b>Fund: 100 - GENERAL OPERATING</b>						
100-10-53992-10	EARNED LEAVE BUYOUT PROGRAM - FICA	8,075.00	-	-	8,075.00	100.0%
100-10-53997-10	EARNED LEAVE SEPARATION (ELSP) PROGRAM	132,872.00	2,578.13	65,637.39	67,234.61	50.6%
100-10-53998-10	EARNED LEAVE SEPARATION PROGRAM - FICA	637.00	37.38	951.72	(314.72)	-49.4%
	<b>Subtotal</b>	4,414,492.00	286,236.21	1,883,608.06	2,530,883.94	57.3%
<b>Admin Services Compensation &amp; Benefits Total:</b>		<b>5,065,211.00</b>	<b>332,010.77</b>	<b>2,154,632.35</b>	<b>2,910,578.65</b>	<b>57.5%</b>
<b>Equipment &amp; Machinery</b>						
100-10-54050-08	COMPUTER SOFTWARE	-	-	-	-	0.0%
	<b>Subtotal</b>	-	-	-	-	0.0%
<b>Operating Supplies / Parts &amp; Supplies</b>						
100-10-55060-08	COMPUTER / PRINTER SUPPLIES & MAINTENANCE	22,000.00	525.32	2,266.82	19,733.18	89.7%
100-10-55340-20	IGA PARTS & SUPPLIES - FLORENCE	-	-	-	-	0.0%
100-10-55341-12	IGA - STATE LAND REIMBURSABLE EXPENSES	17,500.00	358.72	26,899.44	(9,399.44)	-53.7%
100-10-55342-12	STATE LAND / SHIFT COVERAGE	214,100.00	1,325.78	440,982.60	(226,882.60)	-106.0%
100-10-55343-20	IGA SERVICES WAGES (INTERGOVERNMENTAL)	-	-	-	-	0.0%
100-10-55345-41	CONTRACTED SPECIAL EVENTS OVERTIME	-	-	-	-	0.0%
100-10-55550-12	OFFICE FURNITURE & EQUIP, PARTS & SUPPLIES	16,200.00	2,493.31	2,785.90	13,414.10	82.8%
100-10-55670-50	VOLUNTEER EXPENSES	100.00	-	-	100.00	100.0%
100-10-56340-12	CLEANING SUPPLIES	10,000.00	42.38	2,277.52	7,722.48	77.2%
100-10-56600-12	FACILITY MAINTENANCE	26,750.00	1,169.66	6,680.52	20,069.48	75.0%
100-10-56860-12	FOOD / BEVERAGES	600.00	183.34	286.06	313.94	52.3%
100-10-57100-12	OFFICE SUPPLIES	6,000.00	192.96	2,208.47	3,791.53	63.2%
100-10-57200-12	POSTAGE / DELIVERY SERVICES	1,600.00	22.19	390.48	1,209.52	75.6%
100-10-57220-12	POSTAGE METER RENTAL / SUPPLIES	400.00	-	90.27	309.73	77.4%
100-10-57440-12	PROFESSIONAL PUBLICATIONS / SUBSCRIPTIONS	1,300.00	399.00	399.00	901.00	69.3%
100-10-57600-12	HONOR GUARD	2,000.00	-	-	2,000.00	100.0%
100-10-57620-12	REWARDS / RECOGNITION / FLOWERS SUPPLIES	4,600.00	79.90	4,308.00	292.00	6.3%
100-10-57660-12	PEER SUPPORT	200.00	-	-	200.00	100.0%
100-10-58000-12	UNIFORMS (CIVILIAN)	5,400.00	484.96	1,710.55	3,689.45	68.3%
100-10-58020-12	UNIFORMS - CLASS A / NEW HIRES	40,200.00	11,234.67	29,446.75	10,753.25	26.7%
100-10-58080-12	UNIFORMS (GOVERNING BOARD)	250.00	-	-	250.00	100.0%
100-10-58100-12	UNIFORMS (PUBLIC SAFETY)	71,200.00	5,818.30	19,884.80	51,315.20	72.1%
100-10-58150-12	UNIFORMS (VOLUNTEERS)	500.00	-	-	500.00	100.0%
	<b>Subtotal</b>	440,900.00	24,330.49	540,617.18	(99,717.18)	-22.6%
<b>Facility Services</b>						
100-10-59000-12	FACILITIES RENT	31,500.00	2,625.00	13,250.00	18,250.00	57.9%
100-10-59020-12	ELECTRICITY	104,000.00	7,902.17	46,086.54	57,913.46	55.7%
100-10-59040-12	FACILITY PROJECTS	80,000.00	537.34	23,910.95	56,089.05	70.1%
100-10-59060-12	NATURAL GAS	6,000.00	1,307.65	3,153.31	2,846.69	47.4%
100-10-59100-08	PHONE	20,000.00	228.37	4,665.28	15,334.72	76.7%
100-10-59160-12	WATER SOFTENER SUPPLIES	5,475.00	421.89	2,295.87	3,179.13	58.1%
100-10-59180-12	SEWER / SEPTIC	3,800.00	302.33	1,237.26	2,562.74	67.4%
100-10-59200-12	WATER	19,200.00	1,243.56	7,136.43	12,063.57	62.8%
	<b>Subtotal</b>	269,975.00	14,568.31	101,735.64	168,239.36	62.3%
<b>Operating Services</b>						
100-10-60180-08	COPIER MAINTENANCE & SUPPLIES	4,634.00	502.73	1,811.26	2,822.74	60.9%
100-10-60230-12	DOCUMENT DISPOSAL SERVICES	500.00	46.66	235.82	264.18	52.8%
100-10-60240-12	EXTERMINATING	3,500.00	-	662.71	2,837.29	81.1%
100-10-60310-08	INTERNET	53,300.00	4,662.70	23,120.61	30,179.39	56.6%
100-10-60320-12	LANDSCAPING	2,400.00	1,731.65	1,801.65	598.35	24.9%
100-10-60580-12	REFUSE COLLECTION	3,500.00	286.30	1,161.05	2,338.95	66.8%
100-10-60600-12	SECURITY & ALARM SYSTEMS	6,000.00	-	4,986.18	1,013.82	16.9%
100-10-60620-08	INDIVIDUAL SOFTWARE LICENSING	4,000.00	27.53	322.11	3,677.89	91.9%
100-10-60630-08	SYSTEM SERVER HOSTING	3,172.00	264.33	1,586.98	1,586.02	50.0%
100-10-60740-12	WATER & ICE (DRINKING)	11,500.00	1,112.66	4,892.90	6,607.10	57.5%
	<b>Subtotal</b>	92,506.00	8,634.56	40,580.27	51,925.73	56.1%
<b>Professional Services</b>						
100-10-61010-08	ACCREDITATION	21,150.00	400.00	600.00	20,550.00	97.2%
100-10-61020-12	ADMIN MEDICAL DIRECTOR - CONTRACT	30,000.00	-	7,500.00	22,500.00	75.0%
100-10-61060-12	NEW HIRE HR ADVERTISING	-	-	45.34	(45.34)	0.0%
100-10-61100-12	BACKGROUND INVESTIGATION / CREDIT REPORTING	300.00	22.00	405.75	(105.75)	-35.3%
100-10-61160-08	COMPUTER INFO SYSTEMS MAINT CONTRACT	22,000.00	-	-	22,000.00	100.0%
100-10-61170-08	CIS WEB HOSTING / DOMAINS / CERTIFICATES	2,366.00	238.55	1,296.60	1,069.40	45.2%
100-10-61200-12	NEW HIRE HR TESTING	6,500.00	-	-	6,500.00	100.0%
100-10-61250-12	FIRE CHIEF SEARCH CONTINGENCY	25,000.00	-	-	25,000.00	100.0%
100-10-61260-12	CPA AUDIT SERVICES	13,000.00	-	-	13,000.00	100.0%
100-10-61300-12	LABOR RELATIONS CONSULTING / CONFERENCES	3,667.00	-	-	3,667.00	100.0%
100-10-61400-12	CONTRACTED NIMS TRAINING	6,000.00	-	-	6,000.00	100.0%
100-10-61700-12	VEHICLE / PROPERTY / LIABILITY INSURANCE	137,075.00	33,104.00	66,208.00	70,867.00	51.7%
100-10-61860-12	GOVERNING BOARD LEGAL SERVICES	21,500.00	1,651.40	3,370.52	18,129.48	84.3%



# Superstition Fire & Medical District Income Statement - Detail

For Fiscal: 2020-2021 Period Ending: 11/30/20

		Original Total Budget	Current Month Actual	YTD Actual Activity	Forecasted Remaining Budget	% Budget Remaining
<b>Fund: 100 - GENERAL OPERATING</b>						
100-10-61880-12	HR / INVESTIGATION LEGAL SERVICES	10,000.00	576.00	576.00	9,424.00	94.2%
100-10-61920-12	MEDICAL EXAM SERVICES	135,500.00	-	56,871.06	78,628.94	58.0%
100-10-61960-12	TEMP PERSONNEL - OUTSIDE SERVICES	-	-	-	-	0.0%
100-10-62020-12	PRINTING / PUBLISHING SERVICES	2,500.00	119.12	978.76	1,521.24	60.8%
100-10-62060-12	PROFESSIONAL ORGANIZATIONS / MEMBERSHIP	5,150.00	-	43.44	5,106.56	99.2%
100-10-62105-08	GLOBAL SOFTWARE LICENSING	60,500.00	-	21,424.28	39,075.72	64.6%
	<b>Subtotal</b>	<b>502,208.00</b>	<b>36,111.07</b>	<b>159,319.75</b>	<b>342,888.25</b>	<b>68.3%</b>
<b>Financial Services</b>						
100-10-63000-10	ADMIN FEES, BONDS & LEASES	1,000.00	50.32	307.65	692.35	69.2%
100-10-63100-10	FEES (RECORD / FILING / PERMIT)	100.00	-	13.66	86.34	86.3%
100-10-63140-10	INTEREST & FINANCE CHARGES	4,000.00	-	480.87	3,519.13	88.0%
100-10-63150-10	FINANCIAL RESERVE	1,495,162.00	-	-	1,495,162.00	100.0%
	<b>Subtotal</b>	<b>1,500,262.00</b>	<b>50.32</b>	<b>802.18</b>	<b>1,499,459.82</b>	<b>99.9%</b>
<b>Training Services</b>						
100-10-64020-12	ADMINISTRATIVE TRAINING / CONFERENCES	4,000.00	-	-	4,000.00	100.0%
100-10-64040-12	BOARD OF DIRECTORS TRAINING	1,200.00	-	-	1,200.00	100.0%
100-10-64060-12	COLLEGE TUITION REIMBURSEMENT	21,470.00	1,591.00	5,539.00	15,931.00	74.2%
	<b>Subtotal</b>	<b>26,670.00</b>	<b>1,591.00</b>	<b>5,539.00</b>	<b>21,131.00</b>	<b>79.2%</b>
<b>Administrative Services Operating Expense Total:</b>		<b>2,832,521.00</b>	<b>85,285.75</b>	<b>848,594.02</b>	<b>1,983,926.98</b>	<b>70.0%</b>
<b>TOTAL ADMINISTRATIVE SERVICES</b>		<b>7,897,732.00</b>	<b>417,296.52</b>	<b>3,003,226.37</b>	<b>4,894,505.63</b>	<b>62.0%</b>
<b>DIVISION 20: TECHNICAL SERVICES</b>						
<b>Wages</b>						
100-20-50020-10	FLEET & FACILITIES STAFF	270,848.00	19,201.66	109,746.03	161,101.97	59.5%
100-20-52700-20	FLEET & FACILITIES STAFF OVERTIME	7,500.00	-	93.19	7,406.81	98.8%
	<b>Technical Services Wages Total:</b>	<b>278,348.00</b>	<b>19,201.66</b>	<b>109,839.22</b>	<b>168,508.78</b>	<b>60.5%</b>
<b>Equipment &amp; Machinery</b>						
100-20-54050-20	DIAGNOSTIC SOFTWARE	3,550.00	-	2,014.38	1,535.62	43.3%
<b>Operating Supplies</b>						
100-20-55400-20	MECHANICAL EQUIPMENT, PARTS & SUPPLIES	6,000.00	-	19.72	5,980.28	99.7%
100-20-55580-20	TIRES	69,500.00	-	9,426.55	60,073.45	86.4%
100-20-55620-20	VEHICLE PARTS	95,000.00	7,612.67	48,721.07	46,278.93	48.7%
	<b>Subtotal</b>	<b>170,500.00</b>	<b>7,612.67</b>	<b>58,167.34</b>	<b>112,332.66</b>	<b>65.9%</b>
<b>Parts &amp; Supplies</b>						
100-20-56800-20	FLUIDS (ANTIFREEZE, BRAKE, TRANSMISSION)	7,550.00	578.54	1,683.40	5,866.60	77.7%
100-20-56880-20	FUEL - DIESEL	68,445.00	3,739.56	19,515.73	48,929.27	71.5%
100-20-56900-20	FUEL - UNLEADED	15,700.00	1,281.94	5,397.03	10,302.97	65.6%
100-20-57060-20	MISCELLANEOUS SHOP SUPPLIES	8,370.00	288.25	2,231.25	6,138.75	73.3%
100-20-57140-20	ENGINE OIL	5,565.00	-	1,653.24	3,911.76	70.3%
100-20-58120-20	UNIFORMS & TOWELS (TECHNICAL SERVICES)	900.00	57.71	239.52	660.48	73.4%
	<b>Subtotal</b>	<b>106,530.00</b>	<b>5,946.00</b>	<b>30,720.17</b>	<b>75,809.83</b>	<b>71.2%</b>
<b>Professional Services</b>						
100-20-61460-20	HAZARDOUS WASTE DISPOSAL	400.00	75.34	150.68	249.32	62.3%
100-20-61820-20	LADDER TESTING & CERT - AERIAL & GROUND	3,450.00	-	3,088.45	361.55	10.5%
100-20-62140-20	REPAIR & MAINTENANCE - FLEET	21,250.00	16.00	11,645.41	9,604.59	45.2%
	<b>Subtotal</b>	<b>25,100.00</b>	<b>91.34</b>	<b>14,884.54</b>	<b>10,215.46</b>	<b>40.7%</b>
<b>Training Services</b>						
100-20-64470-20	FLEET SERVICES TRAINING	4,000.00	-	-	4,000.00	100.0%
<b>Technical Services Operating Expense Total:</b>		<b>309,680.00</b>	<b>13,650.01</b>	<b>105,786.43</b>	<b>203,893.57</b>	<b>65.8%</b>
<b>TOTAL TECHNICAL SERVICES</b>		<b>588,028.00</b>	<b>32,851.67</b>	<b>215,625.65</b>	<b>372,402.35</b>	<b>63.3%</b>



# Superstition Fire & Medical District Income Statement - Detail

For Fiscal: 2020-2021 Period Ending: 11/30/20

		Original Total Budget	Current Month Actual	YTD Actual Activity	Forecasted Remaining Budget	% Budget Remaining
<b>Fund: 100 - GENERAL OPERATING</b>						
<b>DIVISION 30: COMMUNICATIONS SERVICES</b>						
<b>Parts &amp; Supplies</b>						
100-30-56040-15	BATTERIES - ELECTRONICS (PORTABLE BATTERIES)	1,900.00	-	2,007.41	(107.41)	🔴 -5.7%
100-30-57590-15	RADIO EQUIPMENT SUPPLIES	250.00	-	-	250.00	🟢 100.0%
	<b>Subtotal</b>	2,150.00	-	2,007.41	142.59	🔴 6.6%
<b>Facility Services</b>						
100-30-59080-15	PHONE / E - 911 COMM CIRCUITS	6,000.00	456.91	2,027.81	3,972.19	🟢 66.2%
<b>Operating Services</b>						
100-30-60020-15	TOPAZ / G2 MAINTENANCE	12,000.00	5,382.00	6,276.64	5,723.36	🔴 47.7%
100-30-60340-08	MCT MAINTENANCE	20,400.00	-	11,306.70	9,093.30	🔴 44.6%
100-30-60350-08	MOBILE DATA OPERATIONS	34,560.00	2,779.16	13,892.07	20,667.93	🟢 59.8%
100-30-60560-15	RADIO INFORMATION SYSTEMS MAINTENANCE	10,000.00	-	5,452.80	4,547.20	🔴 45.5%
	<b>Subtotal</b>	76,960.00	8,161.16	36,928.21	40,031.79	🔴 52.0%
<b>Professional Services</b>						
100-30-61440-15	DISPATCH SERVICES - MFMD	130,770.00	12,715.92	46,430.92	84,339.08	🟢 64.5%
	<b>TOTAL COMMUNICATIONS SERVICES</b>	215,880.00	21,333.99	87,394.35	128,485.65	🟢 59.5%
<b>DIVISION 40: EMERGENCY SERVICES</b>						
<b>Wages</b>						
100-40-50040-10	ASSISTANT CHIEFS	284,095.00	21,409.20	117,750.60	166,344.40	🟢 58.6%
100-40-50050-10	DEPUTY CHIEF	148,533.00	11,331.64	62,324.02	86,208.98	🟢 58.0%
100-40-50140-10	ADMINISTRATIVE ASSISTANT II	56,112.00	4,316.29	23,753.03	32,358.97	🟡 57.7%
100-40-51010-10	BATTALION CHIEFS	335,013.00	38,731.55	154,884.69	180,128.31	🟡 53.8%
100-40-51030-10	CAPTAINS	2,178,901.00	161,122.94	835,626.93	1,343,274.07	🟡 61.6%
100-40-51040-10	ENGINEERS	1,492,232.00	110,589.32	593,721.67	898,510.33	🟢 60.2%
100-40-51050-10	FIREFIGHTERS	3,218,310.00	230,778.95	1,292,047.07	1,926,262.93	🟢 59.9%
100-40-52015-10	INJURY WAGES	-	-	4,058.53	(4,058.53)	🔴 0.0%
100-40-52530-12	BATTALION CHIEF COVERAGE	22,500.00	955.96	15,126.47	7,373.53	🔴 32.8%
100-40-52539-10	SAFER GRANT WAGES REIMBURSEMENT	(282,308.00)	(62,397.82)	(167,896.03)	(114,411.97)	🔴 40.5%
	<b>Subtotal</b>	7,453,388.00	516,838.03	2,931,396.98	4,521,991.02	🟢 60.7%
<b>OT Wages</b>						
100-40-52540-10	FLSA HALFTIME	95,279.00	8,989.00	43,113.47	52,165.53	🟡 54.8%
100-40-52560-10	HOLIDAY PAY	283,356.00	25,830.16	104,693.86	178,662.14	🟢 63.1%
100-40-52700-12	OPS ADMIN STAFF OVERTIME	500.00	-	-	500.00	🟢 100.0%
100-40-52740-12	SHIFT OVERTIME	135,000.00	50,663.07	136,626.97	(1,626.97)	🔴 -1.2%
100-40-52750-12	SPECIAL OVERTIME	2,400.00	5,390.37	6,611.67	(4,211.67)	🔴 -175.5%
100-40-52810-12	NON-CONTRACTED SPECIAL EVENTS OT	40,925.00	-	-	40,925.00	🟢 100.0%
100-40-52850-47	SCBA OVERTIME	1,500.00	-	-	1,500.00	🟢 100.0%
100-40-52910-50	PUBLIC EVENTS / PUB ED OT	1,500.00	-	-	1,500.00	🟢 100.0%
	<b>Subtotal</b>	560,460.00	90,872.60	291,045.97	269,414.03	🔴 48.1%
<b>Training OT Wages</b>						
100-40-53140-41	EMS TRAINING OT	3,040.00	250.00	250.00	2,790.00	🟢 91.8%
100-40-53240-12	PROMOTIONAL TESTING OT	9,000.00	-	8,323.64	676.36	🔴 7.5%
100-40-53260-41	FIRE OPERATIONAL TRAINING OT	25,000.00	-	2,301.94	22,698.06	🟢 90.8%
100-40-53360-41	OFFICER DEVELOPMENT OT	14,200.00	191.82	191.82	14,008.18	🟢 98.6%
100-40-53380-41	RECRUIT / INTERN ACADEMY OT	17,000.00	1,096.34	27,594.86	(10,594.86)	🔴 -62.3%
100-40-53500-41	SPECIAL OPERATIONS OT	9,400.00	-	-	9,400.00	🟢 100.0%
	<b>Subtotal</b>	77,640.00	1,538.16	38,662.26	38,977.74	🔴 50.2%
<b>Other OT Wages</b>						
100-40-53580-15	FIRE INVESTIGATION OT	-	-	-	-	🟢 0.0%
	<b>Emergency Services Wages Total:</b>	8,091,488.00	609,248.79	3,261,105.21	4,830,382.79	🟢 59.7%
<b>Equipment &amp; Machinery</b>						
100-40-54080-41	EMS EQUIPMENT & MACHINERY (ASSET)	2,000.00	-	-	2,000.00	🟢 100.0%
100-40-54120-40	FIRE OPS EQUIPMENT & MACHINERY (ASSET)	2,500.00	-	1,050.91	1,449.09	🟡 58.0%
100-40-54140-40	FIRE OPS HOSE (ASSET)	15,000.00	-	3,714.30	11,285.70	🟢 75.2%
100-40-54165-41	FIRE OPS TRAINING EQUIPMENT (ASSET)	6,000.00	-	-	6,000.00	🟢 100.0%
100-40-54300-42	PHYSICAL FITNESS EQUIPMENT (ASSET)	1,333.00	-	-	1,333.00	🟢 100.0%
100-40-54420-47	SCBA AIR MASKS (ASSET)	8,000.00	-	-	8,000.00	🟢 100.0%
100-40-54460-41	SPECIAL OPERATIONS EQUIPMENT (ASSET)	8,000.00	128.69	3,830.86	4,169.14	🔴 52.1%
	<b>Subtotal</b>	42,833.00	128.69	8,596.07	34,236.93	🔴 79.9%





# Superstition Fire & Medical District Income Statement - Detail

For Fiscal: 2020-2021 Period Ending: 11/30/20

		Original Total Budget	Current Month Actual	YTD Actual Activity	Forecasted Remaining Budget	% Budget Remaining
<b>Fund: 100 - GENERAL OPERATING</b>						
<b>Operating Supplies</b>						
100-40-55100-41	EMS PARTS AND SUPPLIES	38,500.00	1,187.59	9,520.79	28,979.21	75.3% <span style="color: green;">●</span>
100-40-55200-20	FIRE OPS EQUIPMENT, PARTS, SUPPLIES & MAINT	34,200.00	563.55	14,254.34	19,945.66	58.3% <span style="color: green;">●</span>
100-40-55220-41	FIRE OPS TRAINING TOOLS & SUPPLIES	5,000.00	5,055.25	6,685.42	(1,685.42)	-33.7% <span style="color: red;">●</span>
100-40-55440-42	PHYSICAL FITNESS TRAINING TOOLS, SUPP & MAINT	2,000.00	-	-	2,000.00	100.0% <span style="color: green;">●</span>
100-40-55480-42	SAFETY EQUIPMENT, PARTS & SUPPLIES	1,500.00	-	178.53	1,321.47	88.1% <span style="color: green;">●</span>
100-40-55520-47	SCBA TOOLS, EQUIPMENT & SUPPLIES	4,000.00	117.44	2,535.80	1,464.20	36.6% <span style="color: red;">●</span>
100-40-55560-41	SPECIAL OPS (TRT/HAZ-MAT) OPERATING EXPENSES	13,500.00	-	-	13,500.00	100.0% <span style="color: green;">●</span>
100-40-55580-41	SPECIAL OPS (WILDLAND) OPERATING EXPENSES	9,000.00	403.04	2,589.23	6,410.77	71.2% <span style="color: green;">●</span>
	<b>Subtotal</b>	107,700.00	7,326.87	35,764.11	71,935.89	66.8% <span style="color: green;">●</span>
<b>Parts &amp; Supplies</b>						
100-40-56220-41	COMM HEALTH SERVICES SUPPLIES	3,000.00	-	-	3,000.00	100.0% <span style="color: green;">●</span>
100-40-56760-40	FIRE REHAB - PERISHABLES	500.00	-	-	500.00	100.0% <span style="color: green;">●</span>
100-40-57245-42	PPE (PERSONAL PROTECTIVE EQUIPMENT)	84,000.00	1,529.81	3,149.54	80,850.46	96.3% <span style="color: green;">●</span>
	<b>Subtotal</b>	87,500.00	1,529.81	3,149.54	84,350.46	96.4% <span style="color: green;">●</span>
<b>Operating Services</b>						
100-40-60140-20	SCBA COMPRESSOR MAINTENANCE	3,000.00	-	-	3,000.00	100.0% <span style="color: green;">●</span>
100-40-60700-12	TOWEL & LINEN SERVICES	10,290.00	869.96	3,534.15	6,755.85	65.7% <span style="color: green;">●</span>
	<b>Subtotal</b>	13,290.00	869.96	3,534.15	9,755.85	73.4% <span style="color: green;">●</span>
<b>Professional Services</b>						
100-40-61080-20	AIR QUALITY TESTING	900.00	-	707.41	192.59	21.4% <span style="color: red;">●</span>
100-40-61120-12	BAY DOOR MAINTENANCE	10,800.00	1,343.50	2,465.20	8,334.80	77.2% <span style="color: green;">●</span>
100-40-61530-41	EMS CARDIAC MONITOR MAINTENANCE & SUPPLIES	20,750.00	5,679.30	14,381.60	6,368.40	30.7% <span style="color: red;">●</span>
100-40-61650-12	INFECTION CONTROL MEDICAL EXAM SERVICE	1,500.00	-	-	1,500.00	100.0% <span style="color: green;">●</span>
100-40-61660-41	INSTRUCTOR SERVICES - CE	2,000.00	-	-	2,000.00	100.0% <span style="color: green;">●</span>
100-40-61800-41	IMAGE TREND ENHANCEMENT	7,717.00	291.66	2,583.31	5,133.69	66.5% <span style="color: green;">●</span>
100-40-61980-42	PPE CLOTHING MAINTENANCE & DECONTAMINATION	35,500.00	893.50	7,864.00	27,636.00	77.8% <span style="color: green;">●</span>
100-40-62200-47	SCBA TESTING & CALIBRATION	3,500.00	-	-	3,500.00	100.0% <span style="color: green;">●</span>
	<b>Subtotal</b>	82,667.00	8,207.96	28,001.52	54,665.48	66.1% <span style="color: green;">●</span>
<b>Training Services</b>						
100-40-64020-41	FIRE OPS / EMS OUTSIDE TRAINING	6,000.00	-	631.95	5,368.05	89.5% <span style="color: green;">●</span>
100-40-64400-42	HEALTH, SAFETY, & WELLNESS TRAINING & SUPPLIES	2,333.00	-	-	2,333.00	100.0% <span style="color: green;">●</span>
100-40-64420-41	INTERN / RECRUIT ACADEMY & SUPPLIES	10,000.00	-	2,422.02	7,577.98	75.8% <span style="color: green;">●</span>
100-40-64500-41	TRT TRAINING	8,000.00	614.21	7,614.21	385.79	4.8% <span style="color: red;">●</span>
100-40-64550-41	OFFICER DEVELOPMENT TRAINING & SUPPLIES	23,000.00	2,986.00	10,218.00	12,782.00	55.6% <span style="color: yellow;">●</span>
100-40-64600-47	SCBA TRAINING CERTIFICATION	2,000.00	-	-	2,000.00	100.0% <span style="color: green;">●</span>
	<b>Subtotal</b>	51,333.00	3,600.21	20,886.18	30,446.82	59.3% <span style="color: green;">●</span>
	<b>Emergency Services Operating Expense Total:</b>	385,323.00	21,663.50	99,931.57	285,391.43	74.1% <span style="color: green;">●</span>
	<b>TOTAL EMERGENCY SERVICES</b>	8,476,811.00	630,912.29	3,361,036.78	5,115,774.22	60.4% <span style="color: green;">●</span>
<b>DIVISION 50: COMMUNITY SERVICES / FIRE PREVENTION</b>						
<b>Wages</b>						
100-50-50260-10	COMMUNITY RISK REDUCTION SPECIALIST	86,843.00	6,680.26	36,741.43	50,101.57	57.7% <span style="color: yellow;">●</span>
	<b>Subtotal</b>	86,843.00	6,680.26	36,741.43	50,101.57	57.7% <span style="color: yellow;">●</span>
<b>OT Wages</b>						
100-50-52700-15	PREVENTION / FIRE INVESTIGATION OVERTIME	-	-	-	-	0.0% <span style="color: green;">●</span>
100-50-52965-15	SPECIAL PUBLIC EVENTS OT	-	-	-	-	0.0% <span style="color: green;">●</span>
	<b>Subtotal</b>	-	-	-	-	0.0% <span style="color: green;">●</span>
	<b>Community Services / Fire Prevention Wages Total:</b>	86,843.00	6,680.26	36,741.43	50,101.57	57.7% <span style="color: yellow;">●</span>
<b>Operating Supplies</b>						
100-50-55160-50	FIRE CODE BOOKS & MANUALS	800.00	128.75	253.80	546.20	68.3% <span style="color: green;">●</span>
100-50-55180-15	FIRE INVESTIGATION TOOLS & EQUIPMENT	-	-	-	-	0.0% <span style="color: red;">●</span>
100-50-55260-50	FIRE PREVENTION TOOLS & EQUIPMENT	200.00	-	114.98	85.02	42.5% <span style="color: red;">●</span>
100-50-55640-59	MULTI MEDIA SOFTWARE LICENSES	1,000.00	131.39	624.38	375.62	37.6% <span style="color: red;">●</span>
	<b>Subtotal</b>	2,000.00	260.14	993.16	1,006.84	50.3% <span style="color: red;">●</span>
<b>Parts &amp; Supplies</b>						
100-50-56740-50	FIRE PREVENTION SUPPLIES	400.00	-	46.02	353.98	88.5% <span style="color: green;">●</span>
100-50-57640-50	SAFETY & EDUCATION PROMO MATERIALS	2,600.00	373.26	536.89	2,063.11	79.4% <span style="color: green;">●</span>
	<b>Subtotal</b>	3,000.00	373.26	582.91	2,417.09	80.6% <span style="color: green;">●</span>
<b>Operating Services</b>						
100-50-60150-50	EMERGENCY EVENT SUPPLIES	2,000.00	-	427.44	1,572.56	78.6% <span style="color: green;">●</span>
100-50-60200-50	SELF INSPECTION SUPPLIES	500.00	-	100.00	400.00	80.0% <span style="color: green;">●</span>
	<b>Subtotal</b>	2,500.00	-	527.44	1,972.56	78.9% <span style="color: green;">●</span>



## Superstition Fire & Medical District Income Statement - Detail

For Fiscal: 2020-2021 Period Ending: 11/30/20

		Original Total Budget	Current Month Actual	YTD Actual Activity	Forecasted Remaining Budget	% Budget Remaining
<b>Fund: 100 - GENERAL OPERATING</b>						
<b>Professional Services</b>						
100-50-61200-50	CONTRACTED FIRE INSPECTOR SERVICES	3,850.00	532.00	532.00	3,318.00	86.2% <span style="color: green;">●</span>
100-50-61340-50	CONTRACTED FIRE INVESTIGATOR SERVICES	2,000.00	-	123.75	1,876.25	93.8% <span style="color: green;">●</span>
100-50-61340-50	FIRE PREVENTION WEEK SUPPLIES	500.00	-	495.18	4.82	1.0% <span style="color: red;">●</span>
100-50-61370-50	COMMUNITY RELATIONS PRINTED MATERIALS	1,500.00	-	850.98	649.02	43.3% <span style="color: red;">●</span>
100-50-61380-50	WATER SAFETY EVENTS	300.00	-	-	300.00	100.0% <span style="color: green;">●</span>
100-50-62010-08	PRE-PLAN DEVELOPMENT	4,750.00	-	2,000.00	2,750.00	57.9% <span style="color: red;">●</span>
100-50-62080-50	PROF OUTSIDE SVCS (GIS)	8,000.00	-	4,000.00	4,000.00	50.0% <span style="color: red;">●</span>
	<b>Subtotal</b>	20,900.00	532.00	8,001.91	12,898.09	61.7% <span style="color: green;">●</span>
<b>Training Services</b>						
100-50-64240-15	FIRE ARSON / INVESTIGATOR TRAINING	2,000.00	557.85	1,257.85	742.15	37.1% <span style="color: red;">●</span>
100-50-64260-50	COMMUNITY RISK REDUCTION SPECIALIST TRAINING	1,500.00	-	-	1,500.00	100.0% <span style="color: green;">●</span>
	<b>Subtotal</b>	3,500.00	557.85	1,257.85	2,242.15	64.1% <span style="color: green;">●</span>
<b>Community Services / Fire Prevention Operating Expense Total:</b>		31,900.00	1,723.25	11,363.27	20,536.73	64.4% <span style="color: green;">●</span>
<b>TOTAL COMMUNITY SERVICES / FIRE PREVENTION</b>		118,743.00	8,403.51	48,104.70	70,638.30	59.5% <span style="color: green;">●</span>
<b>GRAND TOTAL GENERAL FUND</b>		\$ 17,297,194.00	\$ 1,110,797.98	\$ 6,715,387.85	\$ 10,581,806.15	61.2% <span style="color: green;">●</span>
<b>Net Financial Sources (Uses):</b>		\$ (1,800,754.00)	\$ 279,427.01	\$ 2,309,213.31	\$ (4,109,967.31)	
<b>Beginning Unrestricted Fund Balance July 1, 2020</b>		\$1,800,754.00				



# Superstition Fire & Medical District Income Statement - Detail

For Fiscal: 2020-2021 Period Ending: 11/30/20

		Original Total Budget	Current Month Actual	YTD Actual Activity	Forecasted Remaining Budget	% Budget Remaining
<b>Fund: 150 - TRANSPORT SERVICES</b>						
<b>Revenue</b>						
150-10-42100-10	ALS TRANSPORT REVENUE	3,404,171.00	255,798.92	1,346,626.98	2,057,544.02	60.4%
150-10-42122-10	COVID PROVIDER RELIEF	-	-	-	-	0.0%
150-10-42125-10	TRANSPORT CUSTOMER REFUNDS	(25,153.00)	(2,948.02)	(14,310.35)	(10,842.65)	43.1%
150-10-42180-10	COLLECTIONS REVENUE	28,086.00	3,071.79	11,716.70	16,369.30	58.3%
150-10-45700-10	INVESTMENT EARNINGS	3,750.00	347.96	1,113.67	2,636.33	70.3%
150-10-45900-10	OTHER INCOME	-	-	(475.00)	475.00	0.0%
150-80-48020-02	TRANSFER IN (200 FUND)	-	-	-	-	0.0%
150-80-48100-10	TRANSFER OUT (200 FUND)	(25,000.00)	-	-	(25,000.00)	100.0%
	<b>Revenue Total:</b>	<b>\$ 3,385,854.00</b>	<b>\$ 256,270.65</b>	<b>\$ 1,344,672.00</b>	<b>2,041,182.00</b>	<b>60.3%</b>
<b>Expense</b>						
<b>DIVISION 10: ADMINISTRATIVE SERVICES</b>						
<b>Wages</b>						
150-10-50000-10	FIRE CHIEF	8,681.00	667.77	3,672.73	5,008.27	57.7%
150-10-50010-10	ADMIN SERVICES STAFF	59,375.00	4,567.31	25,120.20	34,254.80	57.7%
150-10-52510-10	WAGE ALLOWANCE (CELL PHONES)	945.00	48.46	375.56	569.44	60.3%
	<b>Subtotal</b>	<b>69,001.00</b>	<b>5,283.54</b>	<b>29,168.49</b>	<b>39,832.51</b>	<b>57.7%</b>
<b>Employer Provided Benefits</b>						
150-10-53710-10	PENSION (PSPRS)	28,512.00	2,193.23	12,062.77	16,449.23	57.7%
150-10-53760-10	PENSION (ASRS)	177,922.00	12,713.10	71,703.21	106,218.79	59.7%
150-10-53770-10	BENEFIT CONTRIBUTIONS	324,976.00	23,914.15	137,757.33	187,218.67	57.6%
150-10-53810-10	SOCIAL SECURITY	91,150.00	6,706.02	37,814.04	53,335.96	58.5%
150-10-53830-10	MEDICARE	21,317.00	1,677.30	9,442.94	11,874.06	55.7%
150-10-53860-10	INDUSTRIAL INSURANCE	23,232.00	109.62	9,226.02	14,005.98	60.3%
150-10-53870-10	INDUSTRIAL INSURANCE - VOLUNTEERS	-	-	-	-	0.0%
150-10-53910-10	MEDICAL INSURANCE	-	(81.38)	12,116.37	(12,116.37)	0.0%
150-10-53920-10	DENTAL INSURANCE	-	29.00	905.18	(905.18)	0.0%
150-10-53930-10	VISION INSURANCE	-	17.58	178.93	(178.93)	0.0%
150-10-53940-10	EMPLOYEE ASSISTANCE PROGRAM	2,532.00	184.32	1,221.12	1,310.88	51.8%
150-10-53950-10	LIFE INSURANCE	2,640.00	184.00	1,240.00	1,400.00	53.0%
150-10-53965.10	COBRA REIMBURSEMENT INCOME	-	-	384.91	(384.91)	0.0%
150-10-53990-10	EARNED LEAVE BUYOUT (ELBO) PROGRAM	2,202.00	-	-	2,202.00	100.0%
150-10-53992-10	EARNED LEAVE BUYOUT (ELBO) PROGRAM - FICA	211.00	-	-	211.00	100.0%
150-10-53997-10	EARNED LEAVE SEPARATION (ELSP) PROGRAM	-	403.22	13,861.27	(13,861.27)	0.0%
150-10-53998-10	EARNED LEAVE SEPARATION PROGRAM - FICA	-	30.83	1,060.36	(1,060.36)	0.0%
	<b>Subtotal</b>	<b>674,694.00</b>	<b>48,080.99</b>	<b>308,974.45</b>	<b>365,719.55</b>	<b>54.2%</b>
	<b>Admin Services Compensation &amp; Benefits Total:</b>	<b>743,695.00</b>	<b>53,364.53</b>	<b>338,142.94</b>	<b>405,552.06</b>	<b>54.5%</b>
<b>Equipment &amp; Machinery</b>						
150-10-54040-08	COMPUTER EQUIPMENT	-	-	-	-	0.0%
<b>Operating Supplies</b>						
150-10-55060-08	COMPUTER / PRINTER SUPPLIES & MAINTENANCE	7,700.00	254.52	864.77	6,835.23	88.8%
<b>Parts &amp; Supplies</b>						
150-10-55550-12	OFFICE FURNITURE & EQUIPMENT, PARTS & SUPPLIES	7,800.00	1,246.66	1,539.25	6,260.75	80.3%
150-10-55670-50	VOLUNTEER EXPENSES	100.00	-	-	100.00	100.0%
150-10-56340-12	CLEANING SUPPLIES	3,500.00	-	829.44	2,670.56	76.3%
150-10-56600-12	FACILITY MAINTENANCE	8,015.00	200.12	2,072.62	5,942.38	74.1%
150-10-56860-12	FOOD / BEVERAGES	200.00	-	-	200.00	100.0%
150-10-57100-12	OFFICE SUPPLIES	1,500.00	96.49	880.04	619.96	41.3%
150-10-57200-12	POSTAGE / DELIVERY SERVICES	1,500.00	-	340.26	1,159.74	77.3%
150-10-57440-12	PROFESSIONAL PUBS / SUBSCRIPTIONS	-	-	-	-	0.0%
150-10-57600-12	HONOR GUARD	1,000.00	-	-	1,000.00	100.0%
150-10-57620-12	REWARDS / RECOGNITION / FLOWER SUPPLIES	300.00	-	812.18	(512.18)	-170.7%
150-10-57660-12	PEER SUPPORT	100.00	-	-	100.00	100.0%
150-10-57680-12	TS ID BADGES	200.00	-	-	200.00	100.0%
150-10-58000-12	UNIFORMS (CIVILIAN)	15,400.00	1,861.50	3,137.49	12,262.51	79.6%
	<b>Subtotal</b>	<b>39,615.00</b>	<b>3,404.77</b>	<b>9,611.28</b>	<b>30,003.72</b>	<b>75.7%</b>
<b>Facility Services</b>						
150-10-59000-12	FACILITY RENT	6,300.00	525.00	2,650.00	3,650.00	57.9%
150-10-59020-12	ELECTRICITY	36,800.00	3,098.59	18,479.91	18,320.09	49.8%
150-10-59040-12	FACILITY PROJECTS	26,400.00	4,810.66	14,753.27	11,646.73	44.1%
150-10-59060-12	NATURAL GAS	3,500.00	653.84	2,171.07	1,328.93	38.0%
150-10-59100-08	PHONE	8,000.00	257.68	2,133.92	5,866.08	73.3%
150-10-59160-12	WATER SOFTENER SUPPLIES	2,100.00	129.85	838.80	1,261.20	60.1%
150-10-59180-12	SEWER / SEPTIC	2,320.00	128.64	683.60	1,636.40	70.5%
150-10-59200-12	WATER	8,530.00	621.82	2,817.82	5,712.18	67.0%
	<b>Subtotal</b>	<b>93,950.00</b>	<b>10,226.08</b>	<b>44,528.39</b>	<b>49,421.61</b>	<b>52.6%</b>



# Superstition Fire & Medical District Income Statement - Detail

For Fiscal: 2020-2021 Period Ending: 11/30/20

	Original Total Budget	Current Month Actual	YTD Actual Activity	Forecasted Remaining Budget		% Budget Remaining
<b>Operating Services</b>						
150-10-60180-08	COPIER MAINTENANCE & SUPPLIES	2,317.00	251.38	905.65	1,411.35	<span style="color: green;">●</span> 60.9%
150-10-60230-12	DOCUMENT DISPOSAL SERVICES	150.00	23.34	117.93	32.07	<span style="color: red;">●</span> 21.4%
150-10-60240-12	EXTERMINATING	1,300.00	-	237.29	1,062.71	<span style="color: green;">●</span> 81.7%
150-10-60310-08	INTERNET	24,700.00	1,759.68	9,464.76	15,235.24	<span style="color: green;">●</span> 61.7%
150-10-60580-12	LANDSCAPING	750.00	338.35	338.35	411.65	<span style="color: yellow;">●</span> 54.9%
150-10-60580-12	REFUSE COLLECTION	1,210.00	115.70	512.01	697.99	<span style="color: yellow;">●</span> 57.7%
150-10-60600-12	SECURITY & ALARM SYSTEMS	1,600.00	-	1,240.82	359.18	<span style="color: red;">●</span> 22.4%
150-10-60620-08	INDIVIDUAL SOFTWARE LICENSING	2,000.00	-	-	2,000.00	<span style="color: green;">●</span> 100.0%
150-10-60630-08	SYSTEM SERVER HOSTING	1,586.00	132.17	793.02	792.98	<span style="color: red;">●</span> 50.0%
150-10-60740-12	WATER & ICE (DRINKING)	4,700.00	474.88	2,131.51	2,568.49	<span style="color: yellow;">●</span> 54.6%
	<b>Subtotal</b>	<b>40,313.00</b>	<b>3,095.50</b>	<b>15,741.34</b>	<b>24,571.66</b>	<span style="color: green;">●</span> 61.0%
<b>Professional Services</b>						
150-10-61020-12	ADMIN MEDICAL DIR - CONTRACT	15,000.00	-	3,750.00	11,250.00	<span style="color: green;">●</span> 75.0%
150-10-61060-12	NEW HIRE HR ADVERTISING	-	-	-	-	<span style="color: green;">●</span> 0.0%
150-10-61100-12	BACKGROUND / CREDIT REPORTG	1,000.00	194.00	357.50	642.50	<span style="color: green;">●</span> 64.3%
150-10-61160-08	CIS MAINT CONTRACT	2,500.00	119.26	648.29	1,851.71	<span style="color: green;">●</span> 74.1%
150-10-61170-08	CIS WEB HOSTING / DOMAIN CERTIFICATES	1,185.00	-	-	1,185.00	<span style="color: green;">●</span> 100.0%
150-10-61250-12	FIRE CHIEF SEARCH CONTINGENCY	10,000.00	-	-	10,000.00	<span style="color: green;">●</span> 100.0%
150-10-61260-12	CPA AUDIT SERVICES	4,000.00	-	-	4,000.00	<span style="color: green;">●</span> 100.0%
150-10-61300-12	LABOR RELATIONS CONSULTING/CONFERENCES	1,333.00	-	-	1,333.00	<span style="color: green;">●</span> 100.0%
150-10-61700-12	VEHICLE / PROPERTY / LIABILITY INS	27,925.00	6,791.50	13,583.00	14,342.00	<span style="color: red;">●</span> 51.4%
150-10-61860-12	GOVERNING BOARD LEGAL SERVICES	6,750.00	2,252.10	2,582.98	4,167.02	<span style="color: red;">●</span> 61.7%
150-10-61880-12	HR / INVESTIGATION LEGAL SERVICES	-	-	-	-	<span style="color: green;">●</span> 0.0%
150-10-61920-12	MEDICAL EXAM SERVICES	350.00	65.00	1,910.00	(1,560.00)	<span style="color: red;">●</span> -445.7%
150-10-62020-12	PRINTING / PUBLISHING SERVICES	800.00	189.22	597.58	202.42	<span style="color: red;">●</span> 25.3%
150-10-62060-12	PROFESSIONAL ORGS / MEMBERSHIP	2,000.00	-	801.72	1,198.28	<span style="color: red;">●</span> 59.9%
150-10-62105-08	GLOBAL SOFTWARE LICENSING	28,500.00	-	10,712.16	17,787.84	<span style="color: green;">●</span> 62.4%
	<b>Subtotal</b>	<b>101,343.00</b>	<b>9,611.08</b>	<b>34,943.23</b>	<b>66,399.77</b>	<span style="color: green;">●</span> 65.5%
<b>Financial Services</b>						
150-10-63000-10	ADMIN FEES, BONDS & LEASES	150.00	-	0.28	149.72	<span style="color: green;">●</span> 99.8%
150-10-63140-10	INTEREST & FINANCE CHARGES	10,000.00	-	114.48	9,885.52	<span style="color: green;">●</span> 98.9%
150-10-63150-10	FINANCIAL RESERVE	103,064.15	-	-	103,064.15	<span style="color: green;">●</span> 100.0%
150-10-63200-10	BILLING & COLLECTIONS FEES	167,770.00	433.04	39,935.64	127,834.36	<span style="color: green;">●</span> 76.2%
	<b>Subtotal</b>	<b>280,984.15</b>	<b>433.04</b>	<b>40,050.40</b>	<b>240,933.75</b>	<span style="color: green;">●</span> 85.7%
<b>Training Services</b>						
150-10-64020-12	ADMIN TRAINING / CONFERENCES	800.00	-	-	800.00	<span style="color: green;">●</span> 100.0%
150-10-64040-12	BOARD OF DIRECTORS TRAINING	200.00	-	-	200.00	<span style="color: green;">●</span> 100.0%
150-10-64060-12	COLLEGE TUITION REIMBURSEMENT	4,647.00	-	-	4,647.00	<span style="color: green;">●</span> 100.0%
	<b>Subtotal</b>	<b>5,647.00</b>	<b>-</b>	<b>-</b>	<b>5,647.00</b>	<span style="color: green;">●</span> 100.0%
	<b>Administrative Services Operating Expense Total:</b>	<b>569,552.15</b>	<b>27,024.99</b>	<b>145,739.41</b>	<b>423,812.74</b>	<span style="color: green;">●</span> 74.4%
	<b>TOTAL ADMINISTRATIVE SERVICES</b>	<b>1,313,247.15</b>	<b>80,389.52</b>	<b>483,882.35</b>	<b>829,364.80</b>	<span style="color: green;">●</span> 63.2%
<b>DIVISION 20: TECHNICAL SERVICES</b>						
<b>Wages</b>						
150-20-50020-10	FLEET & FACILITIES STAFF	20,000.00	3,171.25	13,217.46	6,782.54	<span style="color: red;">●</span> 33.9%
	<b>Technical Services Wages Total:</b>	<b>20,000.00</b>	<b>3,171.25</b>	<b>13,217.46</b>	<b>6,782.54</b>	<span style="color: red;">●</span> 33.9%
<b>Equipment &amp; Machinery</b>						
150-20-54050-20	DIAGNOSTIC SOFTWARE	650.00	-	368.22	281.78	<span style="color: red;">●</span> 43.4%
<b>Operating Supplies</b>						
150-20-55400-20	MECH EQUIPMENT, PARTS & SUPPLIES	600.00	-	-	600.00	<span style="color: green;">●</span> 100.0%
150-20-55580-20	TIRES	12,000.00	-	1,266.81	10,733.19	<span style="color: green;">●</span> 89.4%
150-20-55620-20	VEHICLE PARTS	14,200.00	4,528.97	7,245.51	6,954.49	<span style="color: red;">●</span> 49.0%
	<b>Subtotal</b>	<b>26,800.00</b>	<b>4,528.97</b>	<b>8,512.32</b>	<b>18,287.68</b>	<span style="color: green;">●</span> 68.2%
<b>Parts &amp; Supplies</b>						
150-20-56800-20	FLUIDS (ANTIFREEZE, BRAKE, TRANSMISSION)	705.00	-	552.43	152.57	<span style="color: red;">●</span> 21.6%
150-20-56880-20	FUEL - DIESEL	25,900.00	1,772.17	7,745.86	18,154.14	<span style="color: green;">●</span> 70.1%
150-20-56900-20	FUEL - UNLEADED	1,400.00	141.83	388.33	1,011.67	<span style="color: green;">●</span> 72.3%
150-20-57060-20	MISCELLANEOUS SHOP SUPPLIES	500.00	-	67.66	432.34	<span style="color: green;">●</span> 86.5%
150-20-57140-20	ENGINE OIL	1,650.00	-	-	1,650.00	<span style="color: green;">●</span> 100.0%
150-20-58120-20	UNIFORMS & TOWELS (TECH SRVS)	460.00	28.86	119.76	340.24	<span style="color: green;">●</span> 74.0%
	<b>Subtotal</b>	<b>30,615.00</b>	<b>1,942.86</b>	<b>8,874.04</b>	<b>21,740.96</b>	<span style="color: green;">●</span> 71.0%
<b>Professional Services</b>						
150-20-61460-20	HAZARDOUS WASTE DISPOSAL	200.00	37.67	75.34	124.66	<span style="color: green;">●</span> 62.3%
150-20-62140-20	REPAIR & MAINTENANCE - FLEET	3,000.00	(296.60)	1,284.96	1,715.04	<span style="color: yellow;">●</span> 57.2%
	<b>Subtotal</b>	<b>3,200.00</b>	<b>(258.93)</b>	<b>1,360.30</b>	<b>1,839.70</b>	<span style="color: yellow;">●</span> 57.5%
<b>Training Services</b>						
150-20-64470-20	FLEET SERVICES TRAINING	500.00	-	-	500.00	<span style="color: green;">●</span> 100.0%
	<b>Technical Services Operating Expense Total:</b>	<b>61,765.00</b>	<b>6,212.90</b>	<b>19,114.88</b>	<b>42,650.12</b>	<span style="color: green;">●</span> 69.1%
	<b>TOTAL TECHNICAL SERVICES</b>	<b>81,765.00</b>	<b>9,384.15</b>	<b>32,332.34</b>	<b>49,432.66</b>	<span style="color: green;">●</span> 60.5%



# Superstition Fire & Medical District Income Statement - Detail

For Fiscal: 2020-2021 Period Ending: 11/30/20

		Original Total Budget	Current Month Actual	YTD Actual Activity	Forecasted Remaining Budget		% Budget Remaining
<b>DIVISION 30: COMMUNICATIONS SERVICES</b>							
<b>Operating Services</b>							
150-30-59080-15	PHONE / E-911 COMMUNICATION CIRCUITS	2,375.00	228.45	1,013.91	1,361.09	<span style="color: yellow;">●</span>	57.3%
150-30-60020-15	TOPAZ / G2 MAINTENANCE	6,000.00	2,691.00	3,138.36	2,861.64	<span style="color: red;">●</span>	47.7%
150-30-60340-08	MCT MAINTENANCE	6,750.00	-	3,361.50	3,388.50	<span style="color: red;">●</span>	50.2%
150-30-60350-08	MOBILE DATA OPERATIONS	7,680.00	866.41	4,331.27	3,348.73	<span style="color: red;">●</span>	43.6%
150-30-60560-15	RADIO INFO SYSTEMS MAINTENANCE	1,000.00	-	514.70	485.30	<span style="color: red;">●</span>	48.5%
	<b>Subtotal</b>	<b>23,805.00</b>	<b>3,785.86</b>	<b>12,359.74</b>	<b>11,445.26</b>	<span style="color: red;">●</span>	<b>48.1%</b>
<b>Professional Services</b>							
150-30-61440-15	DISPATCH SERVICES - MFMD	159,452.00	14,344.56	52,255.38	107,196.62	<span style="color: green;">●</span>	67.2%
	<b>TOTAL COMMUNICATIONS SERVICES</b>	<b>183,257.00</b>	<b>18,130.42</b>	<b>64,615.12</b>	<b>118,641.88</b>	<span style="color: green;">●</span>	<b>64.7%</b>
<b>DIVISION 40: TRANSPORT SERVICES</b>							
<b>Wages</b>							
150-40-50040-10	ASSISTANT CHIEFS	16,303.00	1,254.08	6,897.44	9,405.56	<span style="color: yellow;">●</span>	57.7%
150-40-50140-10	CON OPERATIONS MANAGEMENT	142,437.00	7,732.30	58,308.65	84,128.35	<span style="color: yellow;">●</span>	59.1%
150-40-51010-10	BATTALION CHIEFS	21,554.00	1,658.00	9,119.00	12,435.00	<span style="color: yellow;">●</span>	57.7%
150-40-51030-10	CAPTAINS	59,964.00	4,612.62	25,369.40	34,594.60	<span style="color: yellow;">●</span>	57.7%
150-40-51600-10	PARAMEDIC (FULL TIME)	665,148.00	44,169.39	248,017.92	417,130.08	<span style="color: yellow;">●</span>	62.7%
150-40-51650-10	EMT (FULL TIME)	532,229.00	33,832.49	196,614.27	335,614.73	<span style="color: green;">●</span>	63.1%
150-40-51700-10	PARAMEDIC (PART TIME)	-	-	-	-	<span style="color: green;">●</span>	0.0%
150-40-51750-10	EMT (PART TIME)	-	162.00	1,458.00	(1,458.00)	<span style="color: red;">●</span>	0.0%
150-40-51800-10	SWORN COVERAGE - WAGES	-	11,745.98	46,916.04	(46,916.04)	<span style="color: red;">●</span>	0.0%
	<b>Subtotal</b>	<b>1,437,635.00</b>	<b>105,166.86</b>	<b>592,700.72</b>	<b>844,934.28</b>	<span style="color: green;">●</span>	<b>58.8%</b>
<b>OT / Other Wages</b>							
150-40-52015-10	INJURY WAGES	-	-	-	-	<span style="color: green;">●</span>	0.0%
150-40-52560-10	HOLIDAY PAY	39,417.00	2,973.49	12,441.94	26,975.06	<span style="color: green;">●</span>	68.4%
150-40-52740-12	REGULAR OVERTIME	100,000.00	7,883.89	31,438.66	68,561.34	<span style="color: green;">●</span>	68.6%
150-40-52750-12	SPECIAL OVERTIME	300.00	-	-	300.00	<span style="color: green;">●</span>	100.0%
150-40-52800-12	CONTRACTED SPECIAL EVENTS OVERTIME	1,300.00	-	-	1,300.00	<span style="color: green;">●</span>	100.0%
150-40-52850-47	SCBA OVERTIME	750.00	-	-	750.00	<span style="color: green;">●</span>	100.0%
150-40-53140-41	EMS TRAINING OT	-	-	-	-	<span style="color: green;">●</span>	0.0%
	<b>Subtotal</b>	<b>141,767.00</b>	<b>10,857.38</b>	<b>43,880.60</b>	<b>97,886.40</b>	<span style="color: green;">●</span>	<b>69.0%</b>
	<b>Transport Services Wages Total:</b>	<b>1,579,402.00</b>	<b>116,024.24</b>	<b>636,581.32</b>	<b>942,820.68</b>	<span style="color: green;">●</span>	<b>59.7%</b>
<b>Equipment &amp; Machinery</b>							
150-40-54000-10	VEHICLE / EQUIPMENT LEASE PAYMENTS	175,148.00	-	-	175,148.00	<span style="color: green;">●</span>	100.0%
150-40-54080-41	EMS EQUIP & MACHINERY (ASSET)	2,000.00	-	-	2,000.00	<span style="color: green;">●</span>	100.0%
150-40-54300-42	PHYSICAL FITNESS EQUIPMENT (ASSET)	667.00	-	-	667.00	<span style="color: green;">●</span>	100.0%
	<b>Subtotal</b>	<b>177,815.00</b>	<b>-</b>	<b>-</b>	<b>177,815.00</b>	<span style="color: green;">●</span>	<b>100.0%</b>
<b>Operating Supplies</b>							
150-40-55100-41	EMS PARTS & SUPPLIES	5,000.00	140.00	1,390.16	3,609.84	<span style="color: green;">●</span>	72.2%
150-40-55440-42	PHYSICAL FITNESS TRAINING, TOOLS & SUPPLIES	1,000.00	-	-	1,000.00	<span style="color: green;">●</span>	100.0%
150-40-55480-42	SAFETY EQUIPMENT, PARTS & SUPPLIES	300.00	-	-	300.00	<span style="color: green;">●</span>	100.0%
150-40-56450-41	EMS MEDICAL SUPPLIES	198,000.00	22,698.55	76,091.97	121,908.03	<span style="color: green;">●</span>	61.6%
150-40-56460-41	EMS MEDICATION RESTOCK SUPPLIES	15,000.00	13,052.48	24,841.20	(9,841.20)	<span style="color: red;">●</span>	-65.6%
150-40-56500-41	COVID SUPPLIES	-	7,092.95	29,996.07	(29,996.07)	<span style="color: red;">●</span>	0.0%
150-40-57000-41	IMMUNIZATION CLINIC SUPPLIES	6,000.00	-	-	6,000.00	<span style="color: green;">●</span>	100.0%
150-40-57245-42	PPE REPLACEMENT	1,500.00	-	222.63	1,277.37	<span style="color: green;">●</span>	85.2%
	<b>Subtotal</b>	<b>226,800.00</b>	<b>42,983.98</b>	<b>132,542.03</b>	<b>94,257.97</b>	<span style="color: red;">●</span>	<b>41.6%</b>
<b>Operating Services</b>							
150-40-60040-41	BIO-HAZARD WASTE	2,000.00	-	457.38	1,542.62	<span style="color: green;">●</span>	77.1%
150-40-60700-12	TOWEL & LINEN SERVICES	2,730.00	251.75	1,010.41	1,719.59	<span style="color: green;">●</span>	63.0%
	<b>Subtotal</b>	<b>4,730.00</b>	<b>251.75</b>	<b>1,467.79</b>	<b>3,262.21</b>	<span style="color: green;">●</span>	<b>69.0%</b>
<b>Professional Services</b>							
150-40-61120-12	BAY DOOR MAINTENANCE	3,825.00	-	131.83	3,693.17	<span style="color: green;">●</span>	96.6%
150-40-61530-41	EMS CARDIAC MONITOR MAINT & SUPP	7,950.00	5,163.97	8,498.11	(548.11)	<span style="color: red;">●</span>	-6.9%
150-40-61650-12	INFECTION CONTROL MEDICAL EXAM SERVICE	1,000.00	-	-	1,000.00	<span style="color: green;">●</span>	100.0%
150-40-61800-41	IMAGE TREND ENHANCEMENTS	3,333.00	145.84	1,291.69	2,041.31	<span style="color: green;">●</span>	61.2%
	<b>Subtotal</b>	<b>16,108.00</b>	<b>5,309.81</b>	<b>9,921.63</b>	<b>6,186.37</b>	<span style="color: red;">●</span>	<b>38.4%</b>
<b>Training Services</b>							
150-40-64020-41	EMS CONFERENCES / OUTSIDE TRAINING	500.00	-	-	500.00	<span style="color: green;">●</span>	100.0%
150-40-64400-42	HEALTH, SAFETY, & WELLNESS TRNG & SUPPLIES	667.00	-	-	667.00	<span style="color: green;">●</span>	100.0%
	<b>Subtotal</b>	<b>1,167.00</b>	<b>-</b>	<b>-</b>	<b>1,167.00</b>	<span style="color: green;">●</span>	<b>100.0%</b>
	<b>Transport Services Operating Expense Total:</b>	<b>426,620.00</b>	<b>48,545.54</b>	<b>143,931.45</b>	<b>282,688.55</b>	<span style="color: green;">●</span>	<b>66.3%</b>
	<b>TOTAL TRANSPORT OPERATIONS</b>	<b>2,006,022.00</b>	<b>164,569.78</b>	<b>780,512.77</b>	<b>1,225,509.23</b>	<span style="color: green;">●</span>	<b>61.1%</b>



# Superstition Fire & Medical District Income Statement - Detail

For Fiscal: 2020-2021 Period Ending: 11/30/20

		Original Total Budget	Current Month Actual	YTD Actual Activity	Forecasted Remaining Budget		% Budget Remaining
<b>DIVISION 50: COMMUNITY SERVICES / FIRE PREVENTION</b>							
	<b>Parts &amp; Supplies</b>						
150-50-56920-50	SAFETY & EDUCATION PROMOTIONAL MATERIALS	-	-	-	-	🟢	0.0%
	<b>Professional Services</b>						
150-50-61370-50	COMMUNITY RELATIONS PRINTED MATERIALS	1,000.00	-	-	1,000.00	🟢	100.0%
<b>TOTAL COMMUNITY SERVICES / FIRE PREVENTION</b>		<b>1,000.00</b>	<b>-</b>	<b>-</b>	<b>1,000.00</b>	<b>🟢</b>	<b>100.0%</b>
<b>GRAND TOTAL TRANSPORT SERVICES FUND</b>		<b>\$ 3,585,291.15</b>	<b>\$ 272,473.87</b>	<b>\$ 1,361,342.58</b>	<b>\$ 2,223,948.57</b>	<b>🟢</b>	<b>62.0%</b>
<b>Net Financial Sources (Uses):</b>		<b>\$ (199,437.15)</b>	<b>\$ (16,203.22)</b>	<b>\$ (16,670.58)</b>	<b>\$ (182,766.57)</b>		
<b>Beginning Unrestricted Fund Balance July 1, 2020</b>		<b>\$199,437.15</b>					



# Superstition Fire & Medical District Income Statement - Detail

For Fiscal: 2020-2021 Period Ending: 11/30/20

		Original Total Budget	Current Month Actual	YTD Actual Activity	Forecasted Remaining Budget	% Budget Remaining
<b>Fund: 200 - CAPITAL PROJECTS</b>						
<b>Revenue</b>						
<b>Direct Taxes</b>						
200-10-41000-10	REAL & SECURED PROPERTY TAXES	997,915.00	70,390.70	523,454.38	474,460.62	47.5%
200-10-41050-10	UNSECURED PERS PROPERTY TAXES	78,097.00	6,991.40	47,858.34	30,238.66	38.7%
200-10-41080-10	MARICOPA COUNTY PROPERTY TAXES	1,115.00	456.09	494.23	620.77	55.7%
200-10-41200-10	SRP CONTRIBUTIONS	28,565.00	14,207.85	14,207.85	14,357.15	50.3%
	<b>Subtotal</b>	<b>\$ 1,105,692.00</b>	<b>\$ 92,046.04</b>	<b>\$ 586,014.80</b>	<b>\$ 519,677.20</b>	<b>47.0%</b>
200-10-45700-10	INVESTMENT EARNINGS	10,000.00	695.33	1,958.25	8,041.75	80.4%
200-10-45900-10	OTHER INCOME	-	-	-	-	0.0%
200-80-48020-10	TRANSFER IN (150 FUND)	25,000.00	-	-	25,000.00	100.0%
200-80-48100-10	TRANSFER OUT (150 FUND)	-	-	-	-	0.0%
200-80-48100-10	TRANSFER OUT (400 FUND)	-	-	-	-	0.0%
200-90-49500-15	DISTRICT EQUIPMENT SALES	-	-	-	-	0.0%
	<b>Revenue Total:</b>	<b>\$ 1,140,692.00</b>	<b>\$ 92,741.37</b>	<b>\$ 587,973.05</b>	<b>\$ 552,718.95</b>	<b>48.5%</b>
<b>Expense</b>						
200-10-63000-10	ADMINISTRATIVE FEES	-	6.44	6.44	(6.44)	0.0%
200-10-63150-10	FINANCIAL RESERVE	732,049.74	0.01	1.79	732,047.95	100.0%
200-70-71002-25	BUILDINGS & SYSTEMS	36,538.00	-	5,435.00	31,103.00	85.1%
200-70-72240-20	VEHICLES / GENERAL PURPOSE	390,169.00	61,612.65	147,711.13	242,457.87	62.1%
200-70-72340-20	APPARATUS EQUIPMENT	147,667.00	-	5,265.71	142,401.29	96.4%
200-70-72510-15	COMM MICROWAVE UPGRADE	9,522.00	383.00	2,272.00	7,250.00	76.1%
200-70-52515-15	COMM SYSTEM SOFTWARE	21,000.00	-	21,011.00	(11.00)	-0.1%
200-70-72660-15	RADIO COMM EQUIP - PORTABLE	103,462.00	51,189.04	51,189.04	52,272.96	50.5%
200-70-72670-40	RADIO COMM EQUIP - WIRELESS	-	-	-	-	0.0%
200-70-72740-40	FIRE PROT EQUIP - SPECIALIZED	162,565.00	-	21,918.63	140,646.37	86.5%
200-70-72765-47	SCBA EQUIPMENT	-	-	-	-	0.0%
200-70-72770-47	SCBA PACKS & BOTTLES	7,250.00	-	-	7,250.00	100.0%
200-70-72800-40	THERMAL IMAGING CAMERAS	-	-	-	-	0.0%
200-70-73420-41	EMS CAPITAL EQUIPMENT	49,500.00	-	-	49,500.00	100.0%
200-70-73515-15	COMPUTER EQUIPMENT	30,000.00	-	-	30,000.00	100.0%
200-70-73520-15	COMPUTER SOFTWARE	33,484.00	-	-	33,484.00	100.0%
200-70-73540-15	FACILITY EQUIPMENT	-	-	-	-	0.0%
200-70-73700-41	TECHNICAL RESCUE EQUIPMENT	4,000.00	-	-	4,000.00	100.0%
200-70-73840-42	FITNESS EQUIPMENT	10,000.00	-	-	10,000.00	100.0%
	<b>Expense Total:</b>	<b>\$ 1,737,206.74</b>	<b>\$ 113,191.14</b>	<b>\$ 254,810.74</b>	<b>\$ 1,482,396.00</b>	<b>85.3%</b>
	<b>Net Financial Sources (Uses):</b>	<b>\$ (596,514.74)</b>	<b>\$ (20,449.77)</b>	<b>\$ 333,162.31</b>	<b>\$ (409,999.85)</b>	
	<b>Beginning Restricted Fund Balance July 1, 2020</b>	<b>\$596,514.74</b>				



# Superstition Fire & Medical District Income Statement - Detail

For Fiscal: 2020-2021 Period Ending: 11/30/20

	Original Total Budget	Current Month Actual	YTD Actual Activity	Forecasted Remaining Budget	% Budget Remaining	
<b>Fund: 400 - SPECIAL REVENUE</b>						
<b>Revenue</b>						
400-10-45700-10	INVESTMENT EARNINGS	600.00	58.95	181.31	418.69	69.8%
400-10-46700-10	GRANT - FIRE PREVENTION	-	-	-	-	0.0%
400-10-46750-10	GRANT - FEMA (SHARE)	-	-	-	-	0.0%
400-10-46750-10	GRANT - OTHER	-	-	8,193.56	(8,193.56)	0.0%
400-10-47020-41	AED DONATIONS	24,000.00	-	10,750.00	13,250.00	55.2%
400-10-47100-41	EMS CARDIAC DONATIONS	1,000.00	-	-	1,000.00	100.0%
400-10-47110-41	EMS EQUIPMENT DONATIONS	-	-	-	-	0.0%
400-10-47120-50	FIRE PREVENTION / PUBLIC EDUCATION	100.00	-	-	100.00	100.0%
400-10-47130-10	GENERAL DONATIONS	10,000.00	550.00	1,750.00	8,250.00	82.5%
400-80-48020-02	TRANSFER IN (200 Fund)	-	-	-	-	0.0%
400-80-48020-10	TRANSFER IN (100 Fund)	-	-	-	-	0.0%
400-80-48100-10	TRANSFER OUT (100 Fund)	-	-	-	-	0.0%
<b>Revenue Total:</b>		<b>\$ 35,700.00</b>	<b>\$ 608.95</b>	<b>\$ 20,874.87</b>	<b>\$ 14,825.13</b>	<b>41.5%</b>
<b>Expense</b>						
400-10-63000-10	ADMINISTRATIVE FEES	-	1.39	6.01	(6.01)	0.0%
400-10-63610-10	UNDESIGNATED INVESTMENT EARNINGS RES	356.98	-	-	356.98	100.0%
400-50-77250-50	AED DONATIONS - EXPENDITURES	25,000.00	3,371.40	8,257.87	16,742.13	67.0%
400-50-77260-50	EMS EQUIPMENT DONATIONS	-	-	-	-	0.0%
400-50-77270-50	FIRE PREVENTION / PUBLIC EDUCATION	-	-	-	-	0.0%
400-50-77280-50	GENERAL DONATIONS	25,000.00	-	3,482.70	21,517.30	86.1%
400-70-77510-41	EMS CARDIAC DONATIONS	38,000.00	-	-	38,000.00	100.0%
400-70-78700-10	GRANT - FIRE PREVENTION	-	-	-	-	0.0%
400-70-78800-10	GRANT - OTHER	-	325.26	6,169.29	(6,169.29)	0.0%
400-70-79440-10	FEMA GRANT (FEDERAL SHARE)	-	-	-	-	0.0%
<b>Expense Total:</b>		<b>\$ 88,356.98</b>	<b>\$ 3,698.05</b>	<b>\$ 17,915.87</b>	<b>\$ 70,441.11</b>	<b>79.7%</b>
<b>Net Financial Sources (Uses):</b>		<b>\$ (52,656.98)</b>	<b>\$ (3,089.10)</b>	<b>\$ 2,959.00</b>	<b>\$ (55,615.98)</b>	
<b>Beginning Restricted Fund Balance July 1, 2019</b>		<b>\$52,656.98</b>				





# Superstition Fire & Medical District Income Statement - Detail

For Fiscal: 2020-2021 Period Ending: 11/30/20

		Original Total Budget	Current Month Actual	YTD Actual Activity	Forecasted Remaining Budget	% Budget Remaining
<b>Fund: 500 - DEBT RETIREMENT PRINCIPAL</b>						
<b>Revenue</b>						
500-10-41000-10	REAL & SECURED PROPERTY TAXES	492,571.00	36,494.75	271,198.22	221,372.78	44.9%
500-10-41050-10	UNSECURED PERS PROPERTY TAXES	38,549.00	3,702.49	24,920.20	13,628.80	35.4%
500-10-41200-10	SRP CONTRIBUTIONS	14,100.00	7,366.02	7,366.02	6,733.98	47.8%
500-10-45700-10	INVESTMENT EARNINGS	9,000.00	431.86	1,703.29	7,296.71	81.1%
	<b>Revenue Total:</b>	<b>\$ 554,220.00</b>	<b>\$ 47,995.12</b>	<b>\$ 305,187.73</b>	<b>\$ 249,032.27</b>	<b>44.9%</b>
<b>Expense</b>						
500-10-63150-10	FINANCIAL RESERVE	221,437.08	-	0.49	221,436.59	100.0%
500-60-70500-10	DEBT SERVICE EXPENDITURE - PRINCIPAL	571,000.00	-	-	571,000.00	100.0%
	<b>Expense Total:</b>	<b>792,437.08</b>	<b>-</b>	<b>0.49</b>	<b>\$ 792,436.59</b>	<b>100.0%</b>
	<b>Net Financial Sources (Uses):</b>	<b>(238,217.08)</b>	<b>\$ 47,995.12</b>	<b>\$ 305,187.24</b>	<b>\$ (543,404.32)</b>	
	<b>Beginning Restricted Fund Balance July 1, 2019</b>	<b>\$238,217.08</b>				

		Original Total Budget	Current Month Actual	YTD Actual Activity	Forecasted Remaining Budget	% Budget Remaining
<b>Fund: 600 - DEBT RETIREMENT INTEREST</b>						
<b>Revenue</b>						
600-10-41000-10	REAL & SECURED PROPERTY TAXES	106,577.00	5,792.39	42,899.15	63,677.85	59.7%
600-10-41050-10	UNSECURED PERS PROPERTY TAXES	8,341.00	655.18	4,221.92	4,119.08	49.4%
600-10-41200-10	SRP CONTRIBUTIONS	3,051.00	1,158.52	1,158.52	1,892.48	62.0%
600-10-45700-10	INVESTMENT EARNINGS	1,500.00	99.71	332.57	1,167.43	77.8%
	<b>Revenue Total:</b>	<b>\$ 119,469.00</b>	<b>\$ 7,705.80</b>	<b>\$ 48,612.16</b>	<b>\$ 70,856.84</b>	<b>59.3%</b>
<b>Expense</b>						
600-10-63150-10	FINANCIAL RESERVE	67,125.62	-	0.08	67,125.54	100.0%
600-60-70550-10	DEBT SERVICE EXPENDITURE - INTEREST	123,388.00	-	-	123,388.00	100.0%
	<b>Expense Total:</b>	<b>\$ 190,513.62</b>	<b>\$ -</b>	<b>\$ 0.08</b>	<b>\$ 190,513.54</b>	<b>100.0%</b>
	<b>Net Financial Sources (Uses):</b>	<b>\$ (71,044.62)</b>	<b>\$ 7,705.80</b>	<b>\$ 48,612.08</b>	<b>\$ (119,656.70)</b>	
	<b>Beginning Restricted Fund Balance July 1, 2019</b>	<b>\$71,044.62</b>				

# Superstition Fire & Medical District Monthly Pinal County Treasurer's Bank Account Reconciliation

## 100 General Fund

### Reconciliation References:

- A Previous month's bank ending balance / current month's bank beginning balance
- B Interest Income
- C Current month's Pinal County real property tax receipts
- D Current month's Pinal County personal property tax receipts
- E Current month's SRP contribution
- E Current month's Contributions Fire Assistance (FDAT)
- G Current month's Maricopa County tax receipts
- H Current month's deposits
- I Current month's revenue transfer from 150 Fund
- J Current month's Accounts Payable disbursements
- K Current month's Payroll disbursements
- L Payroll wire service fees
- M Current month's refunded interest
- N Current month's bank ending balance
- O Accounts Payable checks outstanding at month-end
- P Payroll checks outstanding at month-end
- Q PSPRS transfer in transit
- R Deposit at bank, not in book
- S Payroll clearing account balance at month-end
- T Cash Balance per G/L Balance Sheet
- U Chase MasterCard credit card payment – warrant #1102030582 (paid 11/18/2020)



**Superstition Fire & Medical District  
General (Fund 100) Cash Reconciliation  
Fiscal Year 2019 - 2020  
11/30/2020**

	Deposits (Cash Receipts)	Cash Disbursements	Refunded Taxes	Book Balance
Book Balance as of: 11/1/2020				3,848,976.44

Activity During the Month

Journal Entries:

Interest Income (Expense):	1,658.23			1,658.23
Cash Receipts				

2019 Real Estate Taxes	8,703.71			8,703.71
2020 Real Estate Taxes	910,673.29		(4,300.11)	906,373.18
2007 Pers. Prop. Taxes	48.35			48.35
2008 Pers. Prop. Taxes	45.22			45.22
2009 Pers. Prop. Taxes	45.70			45.70
2010 Pers. Prop. Taxes	47.23			47.23
2011 Pers. Prop. Taxes	50.08			50.08
2012 Pers. Prop. Taxes	220.81			220.81
2013 Pers. Prop. Taxes	246.49			246.49
2014 Pers. Prop. Taxes	219.55			219.55
2015 Pers. Prop. Taxes	332.97			332.97
2016 Pers. Prop. Taxes	571.28			571.28
2017 Pers. Prop. Taxes	452.81			452.81
2018 Pers. Prop. Taxes	696.62		(14.17)	682.45
2019 Pers. Prop. Taxes	2,635.25			2,635.25
2020 Pers. Prop. Taxes	87,284.41		(174.42)	87,109.99
SRP Contributions	184,702.61			184,702.61
FDAT	38,114.86			38,114.86
Maricopa County Taxes	6,385.29			6,385.29

Deposits	242,152.81			242,152.81
Revenue Transfer	2,781.27			2,781.27

Cash Disbursements

A) Accounts Payable Activity		(341,373.68)		(341,373.68)
B) Payroll Activity		(988,660.80)		(988,660.80)
C) Payroll Wire Fees		(50.00)		(50.00)
D) Stop Payment Fee				-
D) Transfer In / Out				-
D) Transfer In / Out				-
D) Transfer In / Out				-
E) Refund Interest		(0.17)		(0.17)

<u>\$1,488,068.84</u>	<u>(1,330,084.65)</u>	<u>4,002,471.93</u>
-----------------------	-----------------------	---------------------

Pinal County Bank Balance

Ending Bank Balance as of: 11/30/2020	Balance from YTD Column	4,009,197.27
---------------------------------------	-------------------------	--------------

Less: Outstanding Warrants	A/P (37,988.88)	
	Payroll (3,362.67)	(41,351.55)

Plus Payroll Transfer in Transit		0.00
Plus Payroll Transfer in Transit		0.00
Less PSPRS Payment in Transit	(105,539.35)	(105,539.35)
Plus Deposit in book, not in bank	150.00	150.00
		<u>3,862,456.37</u>

Cash Balance in Payroll Clearing Account	105,639.35
Cash Balance in Electronic / ACH Clearing Account	0.00
Petty Cash	100.00
	<u>3,968,195.72</u>

Prepared by: [Signature] 12/3/2020

Reviewed by: Roger Wood 12/4/2020

Balance per B/S	3,968,195.72
Difference	0.00



Pinal County Treasurer

Monthly Statement

Date Range: 11/1/2020 to 11/30/2020

Account	Period	YTD		
<b>6116421001</b>	<b>Superstition Fire &amp; Medical District</b>			
Begin Balance:	(A) 3,848,976.44	1,885,110.56		
Income:	1,483,580.14	9,555,557.93		
LOC Advance:	.00	299,983.32		
Expense:	(1,323,359.31)	(7,431,471.22)	LOC:	.00
LOC Payments:	.00	(299,983.32)	Warrants Outstanding:	(41,351.55)
Cash Balance:	(N) 4,009,197.27	4,009,197.27	End:	3,967,845.72

Monthly Statement Summary

Source Code	Description	MTDAmount	YTDAmount
<b>6116421001</b>	<b>Superstition Fire &amp; Medical District</b>	<b>Beginning Balance:</b> 3,848,976.44	1,885,110.56
11100.2010	2010 Real Estate Taxes	.00	1.77
11100.2011	2011 Real Estate Taxes	.00	1.89
11100.2012	2012 Real Estate Taxes	.00	2.04
11100.2013	2013 Real Estate Taxes	.00	2.37
11100.2014	2014 Real Estate Taxes	.00	2.55
11100.2015	2015 Real Estate Taxes	.00	(1,102.27)
11100.2016	2016 Real Estate Taxes	.00	(3,492.11)
11100.2017	2017 Real Estate Taxes	.00	(4,083.38)
11100.2018	2018 Real Estate Taxes	.00	58.77
11100.2019	2019 Real Estate Taxes	8,703.71	69,917.54
11100.2020	2020 Real Estate Taxes	906,373.18	6,739,012.83
12100.2007	2007 Personal Property Taxes	48.35	55.22
12100.2008	2008 Personal Property Taxes	45.22	45.22
12100.2009	2009 Personal Property Taxes	45.70	52.39
12100.2010	2010 Personal Property Taxes	47.23	47.23
12100.2011	2011 Personal Property Taxes	50.08	259.16
12100.2012	2012 Personal Property Taxes	220.81	450.02
12100.2013	2013 Personal Property Taxes	246.49	283.21
12100.2014	2014 Personal Property Taxes	219.55	649.22
12100.2015	2015 Personal Property Taxes	332.97	1,727.53
12100.2016	2016 Personal Property Taxes	571.28	2,908.51
12100.2017	2017 Personal Property Taxes	452.81	1,844.66
12100.2018	2018 Personal Property Taxes	682.45	(17,205.33)
12100.2019	2019 Personal Property Taxes	2,635.25	15,306.65
12100.2020	2020 Personal Property Taxes	87,109.99	622,157.21
14100.0	Salt River Contribution	184,702.61	184,702.61
15130.0	Contributions Fire Assistance	38,114.86	381,077.92
15150.0	Maricopa County Tax Collection	6,385.29	8,702.16
21100.43	Wells Fargo Trust Investment Interest	.23	.87
21100.46	Wells Fargo Investment Investment Interest	526.26	560.14
21100.47	WF Money Market Investment Interest	7.26	138.83
21100.48	WF Brokerage Account Investment Interest	.00	.41
21100.55	Multi-Bank Securities Investment Interest	6.61	510.64
21100.70	Vining Sparks Investment Interest	821.35	4,079.88
21100.80	Stifel Nicolaus & Company Investment Interest	296.52	1,217.75
73160.0	Deposits	242,152.81	1,243,329.15
73750.0	Revenue Transfer	2,781.27	2,351.35
76100.0	Line of Credit Advance	.00	299,983.32

(C) \$915,076.89

(D) \$92,708.18

(E)  
(F)  
(G)

(B) \$1,658.23

(H)  
(I)



Pinal County Treasurer

Monthly Statement

Date Range: 11/1/2020 to 11/30/2020

90400.0	Refund Interest	(.17)	(32.50)
90930.0	Warrants Redeemed	(341,373.68)	(1,441,240.38)
91010.0	Line of Credit Payments	.00	(299,983.32)
91020.0	Line of Credit Interest Payment	.00	(475.82)
91220.0	Disbursed by County Treasurer	(981,935.46)	(5,689,464.20)
91280.0	Outgoing Wire Fee	(40.00)	(220.00)
91290.0	Outgoing Wire Surcharge	(10.00)	(55.00)
<b>Ending Balance:</b>		<b>4,009,197.27</b>	<b>4,009,197.27</b>

(J) (M)

(L) \$5000 <

Monthly Statement Detail

Date	Notes	Doc #	Amount	C/D
<b>6116421001 Superstition Fire &amp; Medical District</b>			<b>Beginning Balance: 3,848,976.44</b>	
11100.2019 2019 Real Estate Taxes			Source Code Total: 8,703.71	
11/02	Tax Distribution	0	307.76	C
11/03	Tax Distribution	0	58.47	C
11/03	Tax Distribution	0	204.71	C
11/04	Tax Distribution	0	159.73	C
11/04	Tax Distribution	0	1,068.04	C
11/04	Tax Distribution	0	114.03	C
11/04	Tax Distribution	0	145.26	C
11/05	Tax Distribution	0	246.01	C
11/06	Tax Distribution	0	293.18	C
11/09	Tax Distribution	0	81.40	C
11/10	Tax Distribution	0	5.29	C
11/10	Tax Distribution	0	44.14	C
11/12	Tax Distribution	0	173.80	C
11/12	Tax Distribution	0	150.54	C
11/13	Tax Distribution	0	.07	C
11/13	Tax Distribution	0	240.60	C
11/17	Tax Distribution	0	1,647.23	C
11/18	Tax Distribution	0	201.54	C
11/19	Tax Distribution	0	72.81	C
11/23	Tax Distribution	0	194.22	C
11/23	Tax Distribution	0	96.01	C
11/23	Tax Distribution	0	96.87	C
11/24	Tax Distribution	0	301.03	C
11/25	Tax Distribution	0	612.93	C
11/30	Tax Distribution	0	725.11	C
11/30	Tax Distribution	0	1,412.08	C
11/30	Tax Distribution	0	50.85	C
11100.2020 2020 Real Estate Taxes			Source Code Total: 906,373.18	
11/02	Tax Distribution	0	7,223.16	C
11/02	Tax Distribution	0	68,084.48	C
11/02	Tax Distribution	0	6,195.96	C
11/02	Tax Distribution	0	9,272.09	C
11/02	Tax Distribution	0	668.92	C
11/02	Tax Distribution	0	11,447.56	C
11/03	Tax Distribution	0	(380.69)	C
11/03	Tax Distribution	0	19,072.95	C
11/03	Tax Distribution	0	26,599.20	C
11/03	Tax Distribution	0	36,391.08	C
11/03	Tax Distribution	0	30,306.01	C
11/03	Tax Distribution	0	10,117.34	C
11/03	Tax Distribution	0	6,744.80	C
11/03	Tax Distribution	0	26,584.23	C
11/04	Tax Distribution	0	(96.39)	C

+ 4300"

910,673.29



Pinal County Treasurer

Monthly Statement

Date Range: 11/1/2020 to 11/30/2020

11/04 Tax Distribution	0	55,750.61	C
11/04 Tax Distribution	0	3,537.06	C
11/04 Tax Distribution	0	4,237.68	C
11/04 Tax Distribution	0	3,416.65	C
11/04 Tax Distribution	0	13,979.97	C
11/04 Tax Distribution	0	20,464.88	C
11/05 Tax Distribution	0	(628.93)	C
11/05 Tax Distribution	0	5,305.25	C
11/05 Tax Distribution	0	23,135.95	C
11/05 Tax Distribution	0	12,252.40	C
11/05 Tax Distribution	0	1,096.16	C
11/05 Tax Distribution	0	2,729.83	C
11/05 Tax Distribution	0	1,046.68	C
11/06 Tax Distribution	0	(171.78)	C
11/06 Tax Distribution	0	(332.28)	C
11/06 Tax Distribution	0	2,001.38	C
11/06 Tax Distribution	0	62,705.51	C
11/06 Tax Distribution	0	6,003.51	C
11/09 Tax Distribution	0	10,639.01	C
11/09 Tax Distribution	0	3,683.90	C
11/09 Tax Distribution	0	15,562.52	C
11/09 Tax Distribution	0	14,031.53	C
11/10 Tax Distribution	0	3,301.56	C
11/10 Tax Distribution	0	43,023.90	C
11/10 Tax Distribution	0	12,944.12	C
11/10 Tax Distribution	0	7,745.96	C
11/12 Tax Distribution	0	3,910.21	C
11/12 Tax Distribution	0	13,161.99	C
11/12 Tax Distribution	0	3,897.99	C
11/12 Tax Distribution	0	73,300.87	C
11/13 Tax Distribution	0	2,913.90	C
11/13 Tax Distribution	0	4,664.52	C
11/13 Tax Distribution	0	15,136.07	C
11/13 Tax Distribution	0	2,887.50	C
11/16 Tax Distribution	0	3,943.64	C
11/16 Tax Distribution	0	3,807.65	C
11/16 Tax Distribution	0	15,874.18	C
11/16 Tax Distribution	0	3,907.28	C
11/17 Tax Distribution	0	3,684.10	C
11/17 Tax Distribution	0	4,743.27	C
11/17 Tax Distribution	0	7,999.48	C
11/17 Tax Distribution	0	2,724.98	C
11/17 Tax Distribution	0	5,452.05	C
11/18 Tax Distribution	0	(625.55)	C
11/18 Tax Distribution	0	11,287.66	C
11/18 Tax Distribution	0	2,926.40	C
11/18 Tax Distribution	0	5,082.48	C
11/18 Tax Distribution	0	743.04	C
11/18 Tax Distribution	0	743.00	C
11/19 Tax Distribution	0	(2,064.49)	C
11/19 Tax Distribution	0	6,737.30	C
11/19 Tax Distribution	0	1,125.37	C
11/19 Tax Distribution	0	332.15	C
11/19 Tax Distribution	0	10,037.27	C
11/19 Tax Distribution	0	641.99	C
11/20 Tax Distribution	0	3,867.86	C
11/20 Tax Distribution	0	6,420.23	C



Pinal County Treasurer

Monthly Statement

Date Range: 11/1/2020 to 11/30/2020

11/20 Tax Distribution	0	1,649.26	C
11/23 Tax Distribution	0	13,449.51	C
11/23 Tax Distribution	0	3,636.20	C
11/23 Tax Distribution	0	11,942.10	C
11/24 Tax Distribution	0	1,550.02	C
11/24 Tax Distribution	0	5,348.00	C
11/24 Tax Distribution	0	6,175.86	C
11/24 Tax Distribution	0	7,909.02	C
11/25 Tax Distribution	0	2,286.47	C
11/25 Tax Distribution	0	698.47	C
11/25 Tax Distribution	0	10,785.14	C
11/25 Tax Distribution	0	10,611.23	C
11/30 Tax Distribution	0	3,517.03	C
11/30 Tax Distribution	0	9,539.27	C
11/30 Tax Distribution	0	1,287.00	C
11/30 Tax Distribution	0	11,030.48	C
12100.2007 2007 Personal Property Taxes		Source Code Total: 48.35	
11/19 Tax Distribution	0	48.35	C
12100.2008 2008 Personal Property Taxes		Source Code Total: 45.22	
11/19 Tax Distribution	0	45.22	C
12100.2009 2009 Personal Property Taxes		Source Code Total: 45.70	
11/19 Tax Distribution	0	45.70	C
12100.2010 2010 Personal Property Taxes		Source Code Total: 47.23	
11/19 Tax Distribution	0	47.23	C
12100.2011 2011 Personal Property Taxes		Source Code Total: 50.08	
11/19 Tax Distribution	0	50.08	C
12100.2012 2012 Personal Property Taxes		Source Code Total: 220.81	
11/10 Tax Distribution	0	3.43	C
11/18 Tax Distribution	0	56.50	C
11/19 Tax Distribution	0	47.98	C
11/24 Tax Distribution	0	112.90	C
12100.2013 2013 Personal Property Taxes		Source Code Total: 246.49	
11/05 Tax Distribution	0	11.85	C
11/10 Tax Distribution	0	.88	C
11/13 Tax Distribution	0	17.98	C
11/18 Tax Distribution	0	64.46	C
11/19 Tax Distribution	0	55.58	C
11/24 Tax Distribution	0	53.62	C
11/24 Tax Distribution	0	42.12	C
12100.2014 2014 Personal Property Taxes		Source Code Total: 219.55	
11/17 Tax Distribution	0	5.58	C
11/18 Tax Distribution	0	67.38	C
11/19 Tax Distribution	0	60.00	C
11/20 Tax Distribution	0	9.28	C
11/24 Tax Distribution	0	77.31	C
12100.2015 2015 Personal Property Taxes		Source Code Total: 332.97	
11/03 Tax Distribution	0	39.40	C
11/04 Tax Distribution	0	83.16	C
11/16 Tax Distribution	0	6.83	C
11/18 Tax Distribution	0	66.27	C
11/19 Tax Distribution	0	60.00	C
11/24 Tax Distribution	0	77.31	C
12100.2016 2016 Personal Property Taxes		Source Code Total: 571.28	
11/03 Tax Distribution	0	39.45	C
11/04 Tax Distribution	0	85.27	C
11/05 Tax Distribution	0	104.47	C
11/09 Tax Distribution	0	123.94	C



Pinal County Treasurer

Monthly Statement

Date Range: 11/1/2020 to 11/30/2020

11/09 Tax Distribution	0	11.87	C
11/18 Tax Distribution	0	66.39	C
11/19 Tax Distribution	0	61.14	C
11/24 Tax Distribution	0	78.75	C
<b>12100.2017 2017 Personal Property Taxes</b>		<b>Source Code Total: 452.81</b>	
11/03 Tax Distribution	0	39.46	C
11/04 Tax Distribution	0	85.27	C
11/05 Tax Distribution	0	63.35	C
11/09 Tax Distribution	0	23.19	C
11/10 Tax Distribution	0	7.77	C
11/18 Tax Distribution	0	66.40	C
11/19 Tax Distribution	0	61.14	C
11/24 Tax Distribution	0	82.52	C
11/30 Tax Distribution	0	11.53	C
11/30 Tax Distribution	0	12.18	C
<b>12100.2018 2018 Personal Property Taxes</b>		<b>Source Code Total: 682.45</b>	
11/02 Tax Distribution	0	25.10	C
11/03 Tax Distribution	0	38.74	C
11/04 Tax Distribution	0	2.35	C
11/04 Tax Distribution	0	120.02	C
11/05 Tax Distribution	0	79.57	C
11/18 Tax Distribution	0	7.14	C
11/18 Tax Distribution	0	65.31	C
11/18 Tax Distribution	0	(14.17)	C
11/19 Tax Distribution	0	60.18	C
11/23 Tax Distribution	0	171.77	C
11/24 Tax Distribution	0	82.50	C
11/25 Tax Distribution	0	8.33	C
11/30 Tax Distribution	0	17.84	C
11/30 Tax Distribution	0	12.45	C
11/30 Tax Distribution	0	5.32	C
<b>12100.2019 2019 Personal Property Taxes</b>		<b>Source Code Total: 2,635.25</b>	
11/02 Tax Distribution	0	7.32	C
11/02 Tax Distribution	0	261.27	C
11/03 Tax Distribution	0	38.06	C
11/03 Tax Distribution	0	86.20	C
11/03 Tax Distribution	0	3.01	C
11/04 Tax Distribution	0	56.42	C
11/04 Tax Distribution	0	267.58	C
11/05 Tax Distribution	0	148.08	C
11/06 Tax Distribution	0	113.95	C
11/09 Tax Distribution	0	36.66	C
11/10 Tax Distribution	0	1.13	C
11/12 Tax Distribution	0	1.49	C
11/12 Tax Distribution	0	57.26	C
11/13 Tax Distribution	0	568.89	C
11/16 Tax Distribution	0	49.92	C
11/18 Tax Distribution	0	42.49	C
11/18 Tax Distribution	0	90.61	C
11/19 Tax Distribution	0	87.60	C
11/23 Tax Distribution	0	73.12	C
11/23 Tax Distribution	0	143.51	C
11/24 Tax Distribution	0	82.51	C
11/25 Tax Distribution	0	8.35	C
11/25 Tax Distribution	0	65.32	C
11/30 Tax Distribution	0	8.73	C
11/30 Tax Distribution	0	335.77	C

11417  
69662





Pinal County Treasurer

Monthly Statement

Date Range: 11/1/2020 to 11/30/2020

12100.2020 2020 Personal Property Taxes

Source Code Total: 87,109.99

*+17442*

*87,284.99*

11/02 Tax Distribution	0	497.40	C
11/02 Tax Distribution	0	642.54	C
11/02 Tax Distribution	0	978.67	C
11/02 Tax Distribution	0	867.43	C
11/02 Tax Distribution	0	1,597.63	C
11/03 Tax Distribution	0	1,783.05	C
11/03 Tax Distribution	0	3,132.31	C
11/03 Tax Distribution	0	1,441.70	C
11/03 Tax Distribution	0	2,018.26	C
11/03 Tax Distribution	0	196.30	C
11/03 Tax Distribution	0	2,818.83	C
11/04 Tax Distribution	0	5,830.68	C
11/04 Tax Distribution	0	8,420.40	C
11/04 Tax Distribution	0	892.07	C
11/04 Tax Distribution	0	957.41	C
11/04 Tax Distribution	0	639.83	C
11/04 Tax Distribution	0	574.76	C
11/05 Tax Distribution	0	475.87	C
11/05 Tax Distribution	0	613.33	C
11/05 Tax Distribution	0	18.64	C
11/05 Tax Distribution	0	223.43	C
11/05 Tax Distribution	0	274.57	C
11/06 Tax Distribution	0	(65.52)	C
11/06 Tax Distribution	0	63.84	C
11/06 Tax Distribution	0	392.69	C
11/06 Tax Distribution	0	3,288.68	C
11/06 Tax Distribution	0	780.43	C
11/09 Tax Distribution	0	188.98	C
11/09 Tax Distribution	0	866.96	C
11/09 Tax Distribution	0	733.73	C
11/09 Tax Distribution	0	1,410.14	C
11/10 Tax Distribution	0	344.07	C
11/10 Tax Distribution	0	565.41	C
11/10 Tax Distribution	0	1,255.84	C
11/10 Tax Distribution	0	267.45	C
11/12 Tax Distribution	0	1,340.07	C
11/12 Tax Distribution	0	1,162.29	C
11/12 Tax Distribution	0	1,091.52	C
11/12 Tax Distribution	0	659.57	C
11/13 Tax Distribution	0	426.63	C
11/13 Tax Distribution	0	470.49	C
11/13 Tax Distribution	0	1,066.01	C
11/13 Tax Distribution	0	149.08	C
11/16 Tax Distribution	0	621.27	C
11/16 Tax Distribution	0	1,626.22	C
11/16 Tax Distribution	0	2,086.61	C
11/16 Tax Distribution	0	466.39	C
11/17 Tax Distribution	0	1,928.56	C
11/17 Tax Distribution	0	106.79	C
11/17 Tax Distribution	0	1,313.22	C
11/17 Tax Distribution	0	3,998.71	C
11/17 Tax Distribution	0	157.76	C
11/18 Tax Distribution	0	907.95	C
11/18 Tax Distribution	0	451.59	C
11/18 Tax Distribution	0	913.45	C
11/18 Tax Distribution	0	183.14	C



Pinal County Treasurer

Monthly Statement

Date Range: 11/1/2020 to 11/30/2020

11/18 Tax Distribution	0	28.87	C
11/19 Tax Distribution	0	924.43	C
11/19 Tax Distribution	0	31.18	C
11/19 Tax Distribution	0	946.07	C
11/19 Tax Distribution	0	135.20	C
11/20 Tax Distribution	0	941.96	C
11/20 Tax Distribution	0	419.62	C
11/20 Tax Distribution	0	172.43	C
11/23 Tax Distribution	0	2,257.07	C
11/23 Tax Distribution	0	568.63	C
11/23 Tax Distribution	0	1,927.40	C
11/24 Tax Distribution	0	369.35	C
11/24 Tax Distribution	0	840.40	C
11/24 Tax Distribution	0	1,389.64	C
11/24 Tax Distribution	0	675.61	C
11/25 Tax Distribution	0	(108.90)	C
11/25 Tax Distribution	0	296.74	C
11/25 Tax Distribution	0	1,617.92	C
11/25 Tax Distribution	0	804.10	C
11/30 Tax Distribution	0	1,097.26	C
11/30 Tax Distribution	0	629.72	C
11/30 Tax Distribution	0	1,289.51	C
11/30 Tax Distribution	0	3,740.65	C
14100.0 Salt River Contribution		Source Code Total: 184,702.61	
11/03 Salt River Project In Lieu	0	184,702.61	C
15130.0 Contributions Fire Assistance		Source Code Total: 38,114.86	
11/02 Fire District Assistance Tax 0.251800	0	9,240.27	C
11/03 Fire District Assistance Tax 0.251800	0	13,990.29	C
11/04 Fire District Assistance Tax 0.251800	0	3,465.95	C
11/05 Fire District Assistance Tax 0.251800	0	971.32	C
11/06 Fire District Assistance Tax 0.251800	0	889.55	C
11/09 Fire District Assistance Tax 0.251800	0	985.60	C
11/10 Fire District Assistance Tax 0.251800	0	899.07	C
11/12 Fire District Assistance Tax 0.251800	0	1,349.61	C
11/13 Fire District Assistance Tax 0.251800	0	569.77	C
11/16 Fire District Assistance Tax 0.251800	0	593.54	C
11/17 Fire District Assistance Tax 0.251800	0	734.84	C
11/18 Fire District Assistance Tax 0.251800	0	525.00	C
11/19 Fire District Assistance Tax 0.251800	0	375.81	C
11/20 Fire District Assistance Tax 0.251800	0	427.59	C
11/23 Fire District Assistance Tax 0.251800	0	1,360.37	C
11/24 Fire District Assistance Tax 0.251800	0	201.05	C
11/25 Fire District Assistance Tax 0.251800	0	813.46	C
11/30 Fire District Assistance Tax 0.251800	0	721.77	C
15150.0 Maricopa County Tax Collection		Source Code Total: 6,385.29	
11/13 Superstition Fire Proceeds from Maricopa Co Wired	0	6,385.29	C
21100.43 Wells Fargo Trust Investment Interest		Source Code Total: .23	
11/03 Investment Interest	0	.23	C
21100.46 Wells Fargo Investment Investment Interest		Source Code Total: 526.26	
11/25 Investment Interest	0	55.87	C
11/30 Investment Interest	0	5.05	C
11/30 Investment Interest	0	347.09	C
11/30 Investment Interest	0	114.10	C
11/30 Investment Interest	0	4.15	C
21100.47 WF Money Market Investment Interest		Source Code Total: 7.26	
11/02 Investment Interest	0	7.26	C
21100.55 Multi-Bank Securities Investment Interest		Source Code Total: 6.61	



Pinal County Treasurer

Monthly Statement

Date Range: 11/1/2020 to 11/30/2020

11/02 Investment Interest	0	6.61	C
21100.70 Vining Sparks Investment Interest		Source Code Total: 821.35	
11/09 Investment Interest	0	123.92	C
11/20 Investment Interest	0	128.29	C
11/23 Investment Interest	0	187.88	C
11/25 Investment Interest	0	144.07	C
11/30 Investment Interest	0	46.30	C
11/30 Investment Interest	0	173.83	C
11/30 Investment Interest	0	17.06	C
21100.80 Stifel Nicolaus & Company Investment Interest		Source Code Total: 296.52	
11/04 Investment Interest	0	130.68	C
11/04 Investment Interest	0	5.57	C
11/10 Investment Interest	0	14.33	C
11/12 Investment Interest	0	4.24	C
11/30 Investment Interest	0	141.70	C
73160.0 Deposits		Source Code Total: 242,152.81	
11/05 WIRED MONEY TO GENERAL FUND	0	300.00	C
11/13 WIRED MONEY TO GENERAL FUND	0	95,769.43	C
11/16 Wired money 11/13/20 to General Fund Rec# 288773 s	0	.01	C 4-2
11/18 100.10.43500.41 C Rivera / inv 6173 / CASH	0	18.00	C
11/18 100.10.42500.50 PCFCU/inv 6185/ck 55163585	0	20.00	C
11/18 100.10.42600.15 Hastings&Hastings/inv 6175/ 55899	0	20.00	C
11/18 100.10.42600.15 LexisNexis/inv 6174/ck 1169086322	0	20.00	C
11/18 100.10.43300.50 CityOfAJ/Inv 533,532/ck 211418	0	200.00	C
11/18 100.10.43300.50 CityOfAJ/Inv 461/ ck 211612	0	100.00	C
11/18 100.10.53965.10 P Perkins/inv 6179/ck 5485	0	404.45	C
11/18 100.10.53965.10 P Bourgeois/inv 6135/ck 4229	0	1,355.82	C
11/18 100.10.53965.10 D Montgomery/inv 6134/ck 7717	0	590.15	C
11/18 100.10.53965.10 J Kevin /inv 6176/ck 729907651	0	300.00	C
11/18 100.10.53965.10	0	923.51	C
11/18 100.10.43100.40 ARISLD/inv 6181,6182/ck 9790833	0	77,565.68	C
11/18 100.10.43100.40 ARISLD/inv 6187/ck 9800535	0	62,810.80	C
11/18 100.10.42200.41 AntennaSites/inv 6186/ck 20487	0	784.96	C
11/19 WIRED MONEY TO GENERAL FUND	0	20.00	C
11/30 WIRED MONEY TO GENERAL FUND	0	950.00	C
73750.0 Revenue Transfer		Source Code Total: 2,781.27	
11/02 Correct 10/30/20 Payroll HSA Funding	0	(80.00)	C
11/03 Correct 10/30/20 Payroll HSA Funding	0	160.00	C
11/09 Payroll funding due to employee transfer	0	3,157.36	C
11/17 Maricopa Taxes Share Transfer with 200 Fund	0	(456.09)	C
90400.0 Refund Interest		Source Code Total: (.17)	
11/06 167446 100-01-009E6 2020 Adjustment/Corr Refund	167446	(.03)	D
11/06 167446 100-01-009J9 2020 Adjustment/Corr Refund	167446	(.03)	D
11/06 167446 100-01-009F4 2020 Adjustment/Corr Refund	167446	(.03)	D
11/18 167637 T99-82-39079 2018 Adjustment/Corr Refund	167637	(.08)	D
90930.0 Warrants Redeemed		Source Code Total: (341,373.68)	
11/02 Paid Warrants	0	(80,269.27)	D
11/03 Paid Warrants	0	(5,415.23)	D
11/04 Paid Warrants	0	(7,178.68)	D
11/06 Paid Warrants	0	(8,553.95)	D
11/09 Paid Warrants	0	(12,244.43)	D
11/10 Paid Warrants	0	(272.99)	D
11/12 Paid Warrants	0	(829.44)	D
11/13 Paid Warrants	0	(884.18)	D
11/17 Paid Warrants	0	(16,743.31)	D
11/18 Paid Warrants	0	(29,914.51)	D
11/19 Paid Warrants	0	(37,908.39)	D



Pinal County Treasurer

Monthly Statement

Date Range: 11/1/2020 to 11/30/2020

11/20 Paid Warrants	0	(1,291.42)	D
11/23 Paid Warrants	0	(2,515.72)	D
11/24 Paid Warrants	0	(8,699.92)	D
11/25 Paid Warrants	0	(25,224.08)	D
11/30 Paid Warrants	0	(103,428.16)	D
91220.0 Disbursed by County Treasurer		Source Code Total: (981,935.46)	
11/12 Fire Employees Payroll Direct Deposit	0	(257,828.95)	D
11/12 Fire District Federal & State P/R Taxes	0	(58,178.18)	D
11/12 Fire District 457, union dues, pac	0	(48,594.35)	D
11/12 Fire HSA	0	(8,796.76)	D
11/12 Fire PSPRS	0	(101,610.29)	D
11/12 Fire ASRS	0	(8,838.28)	D
11/25 Fire Employees Payroll Direct Deposit	0	(264,983.20)	D
11/25 Fire District Federal & State P/R Taxes	0	(61,292.69)	D
11/25 Fire District 457, union dues, pac	0	(48,631.07)	D
11/25 Fire HSA	0	(8,796.76)	D
11/25 Fire PSPRS	0	(105,539.35)	D
11/25 Fire ASRS	0	(8,845.58)	D
91280.0 Outgoing Wire Fee		Source Code Total: (40.00)	
11/12 Wire Transfer Chg P/R	0	(20.00)	D
11/25 Wire Transfer Charge P/R	0	(20.00)	D
91290.0 Outgoing Wire Surcharge		Source Code Total: (10.00)	
11/12 Wire Transfer Chg P/R	0	(5.00)	D
11/25 Wire Transfer Charge P/R	0	(5.00)	D

6116421001 Superstition Fire & Medical District **Ending Balance: 4,009,197.27**

**Warrant Detail**

Payee Name	Warrant	Amount	Issue Dt	Status Dt	Voucher
<b>6116421001 Superstition Fire &amp; Medical District</b>					
					Account Total: 382,788.03
Fund: 1102					Fund Total: 370,548.97
Status: OUTS					Status Total: 37,988.88
PHOENIX TECHNOLOGY SOLUTIONS	1102030504	66.00	10/21/20	10/21/20	
AHS RESCUE LLC	1102030520	3,702.17	10/28/20	10/28/20	
DAVID DELP DBA	1102030535	79.90	11/10/20	11/12/20	
APACHE JUNCTION UNIFIED	1102030537	5,282.29	11/10/20	11/12/20	
AHS RESCUE LLC	1102030539	128.69	11/10/20	11/12/20	
JEROME R HANSEN	1102030554	532.00	11/10/20	11/12/20	
WEX BANK, INC.	1102030562	1,142.94	11/10/20	11/12/20	
ANDREW TRYON	1102030569	39.44	11/10/20	11/12/20	
ARIZONA FORESTRY DIVISION	1102030580	403.04	11/18/20	11/18/20	
PROPHET NETWORK INTEGRATION,IN	1102030592	477.49	11/18/20	11/18/20	
RYAN RODRIQUEZ	1102030596	258.00	11/18/20	11/18/20	
AETNA BEHAVIORAL HEALTH, LLC	1102030601	814.08	11/24/20	11/24/20	
ALLIED WASTE TRANS, INC.	1102030602	520.00	11/24/20	11/24/20	
WATER UTILITIES COMM FD DBA	1102030603	63.32	11/24/20	11/24/20	
ARIZONA WATER COMPANY, INC.	1102030604	219.23	11/24/20	11/24/20	
AT&T CORP	1102030605	977.83	11/24/20	11/24/20	
CARDINAL ROOFING, INC.	1102030606	500.00	11/24/20	11/24/20	
COOKSON DOOR SALES OF AZ, INC	1102030607	1,343.50	11/24/20	11/24/20	
DE... DENTAL OF ARIZONA	1102030608	5,682.70	11/24/20	11/24/20	
DE... DENTAL INSURANCE COMPANY	1102030609	337.69	11/24/20	11/24/20	
DONNOE & ASSOCIATES, INC	1102030610	1,350.00	11/24/20	11/24/20	
LIBERTY WATER COMPANY, INC.	1102030611	45.06	11/24/20	11/24/20	
LIBERTY WATER COMPANY, INC.	1102030612	85.67	11/24/20	11/24/20	
GREEN & BAKER LTD	1102030613	576.00	11/24/20	11/24/20	
MESA DISCOUNT, INC	1102030614	2,493.31	11/24/20	11/24/20	
RIGHT AWAY DISPOSAL, LLC	1102030615	286.30	11/24/20	11/24/20	
MATLICK ENTERPRISES INC DBA	1102030617	4,622.52	11/24/20	11/24/20	



Pinal County Treasurer

Monthly Statement

Date Range: 11/1/2020 to 11/30/2020

VISION SERVICE PLAN	1102030618	795.74	11/24/20	11/24/20
STRYKER SALES CORPORATION	1102030619	5,163.97	11/24/20	11/24/20
Status: PAID				Status Total: 332,497.29
GEOF SHIVELY	1102030324	621.00	08/26/20	11/13/20
BRANDON BLESSUM	1102030457	346.54	10/07/20	11/02/20
CARLOS RIVERA	1102030469	86.50	10/07/20	11/02/20
AETNA BEHAVIORAL HEALTH, LLC	1102030476	829.44	10/21/20	11/12/20
DAVID DELP DBA	1102030478	42.95	10/21/20	11/10/20
BUD'S BULK ICE SERVICE, INC	1102030482	857.94	10/21/20	11/02/20
EMPIRE RENEWABLE ENERGY, LLC	1102030488	838.00	10/21/20	11/02/20
EAST VALLEY WELLNESS CENTER	1102030489	993.06	10/21/20	11/02/20
FIRST CALL AUTO & INDUSTRIAL	1102030491	656.88	10/21/20	11/06/20
FRONTIER SHOP SUPPLIES, INC	1102030493	45.54	10/21/20	11/06/20
GALLOWAY ASSET MANAGEMENT, LLC	1102030494	712.50	10/21/20	11/17/20
GENERAL BUSINESS, INC	1102030495	850.98	10/21/20	11/03/20
RV STRIPES & GRAPHICS, INC.	1102030506	134.34	10/21/20	11/03/20
UNITED HEALTHCARE INSURANCE CO	1102030512	77,147.23	10/21/20	11/02/20
ALLIED WASTE TRANS, INC.	1102030515	70.00	10/28/20	11/04/20
DAVID DELP DBA	1102030516	230.04	10/28/20	11/10/20
APACHE JUNCTION UNIFIED	1102030517	8,424.66	10/28/20	11/17/20
WATER UTILITIES COMM FD DBA	1102030518	263.18	10/28/20	11/13/20
ARIZONA WATER COMPANY, INC.	1102030519	514.31	10/28/20	11/06/20
AT&T CORP	1102030521	977.83	10/28/20	11/06/20
CITY OF MESA	1102030522	12,244.43	10/28/20	11/09/20
DE DENTAL OF ARIZONA	1102030523	5,503.42	10/28/20	11/06/20
DIVERSIFIED INSPECTIONS /	1102030524	3,088.45	10/28/20	11/04/20
FREIGHTLINER OF ARIZONA, LLC	1102030525	2,517.93	10/28/20	11/03/20
HUGHES FIRE EQUIPMENT, INC.	1102030526	123.90	10/28/20	11/04/20
LANDS' END, INC	1102030527	471.78	10/28/20	11/06/20
PIONEER DISTRIBUTING CO., INC.	1102030528	154.89	10/28/20	11/04/20
SAN TAN FORD	1102030529	74.31	10/28/20	11/03/20
SOUTHWEST GAS CORPORATION	1102030530	104.19	10/28/20	11/06/20
SUPERSTITION SAFETY SERV, LLC	1102030531	280.00	10/28/20	11/06/20
MATLICK ENTERPRISES INC DBA	1102030532	1,618.99	10/28/20	11/04/20
WAXIE'S ENTERPRISES, INC	1102030533	508.18	10/28/20	11/04/20
WIST SUPPLY & EQUIPMENT CO	1102030534	64.27	10/28/20	11/04/20
AMERIGAS PROPANE LP	1102030536	1,291.42	11/10/20	11/20/20
ARIZONA WATER COMPANY, INC.	1102030538	189.35	11/10/20	11/19/20
ARIZONA PPE RECON, INC.	1102030540	893.50	11/10/20	11/17/20
ARIZONAWATERCONDITIONING DBA	1102030541	421.89	11/10/20	11/23/20
BOUND TREE MEDICAL LLC	1102030542	305.94	11/10/20	11/17/20
BPCWS, PLLC	1102030543	1,651.40	11/10/20	11/19/20
BUD'S BULK ICE SERVICE, INC	1102030544	742.10	11/10/20	11/23/20
CINDY ELBERT INSURANCE SERVICE	1102030545	33,104.00	11/10/20	11/19/20
CITY OF APACHE JUNCTION	1102030546	3,878.56	11/10/20	11/24/20
ROBERT E DEBOW JR. CONST, INC.	1102030547	4,517.00	11/10/20	11/18/20
NATHANIEL ERICKSON	1102030548	1,333.00	11/10/20	11/23/20
ELLIOTT AUTO SUPPLY CO, INC.	1102030549	1,105.36	11/10/20	11/19/20
FREIGHTLINER OF ARIZONA, LLC	1102030550	3,709.39	11/10/20	11/17/20
ST HELEN AUTO & HARDWARE, INC.	1102030551	321.47	11/10/20	11/30/20
FRONTIER SHOP SUPPLIES, INC	1102030552	274.64	11/10/20	11/19/20
PAUL GARCIA	1102030553	23.36	11/10/20	11/18/20
MEDIACOM	1102030555	4,232.68	11/10/20	11/18/20
MFCOM	1102030556	343.39	11/10/20	11/18/20
MUNICIPAL EMERGENCY SERV. INC.	1102030557	117.44	11/10/20	11/19/20
CENTURYLINK	1102030558	685.28	11/10/20	11/19/20
REDBURN TIRE COMPANY, INC.	1102030559	886.29	11/10/20	11/18/20
RWC INTERNATIONAL, LTD	1102030560	490.20	11/10/20	11/19/20
SALT RIVER PROJECT	1102030561	5,609.33	11/10/20	11/18/20
SOLVENT RECY-CLEAN, INC	1102030563	75.34	11/10/20	11/18/20
STRYKER SALES CORPORATION	1102030564	515.33	11/10/20	11/17/20
SUPERSTITION MOUNTAINS CFD #1	1102030565	171.60	11/10/20	11/19/20



Pinal County Treasurer

Monthly Statement

Date Range: 11/1/2020 to 11/30/2020

SUPERIOR PRINTING INC DBA	1102030566	119.12	11/10/20	11/19/20	
SOUTHWEST GROUND CONTROL, LLC	1102030567	1,211.65	11/10/20	11/24/20	
TOSHIBA BUSINESS SOLUTIONS, INC	1102030568	344.32	11/10/20	11/17/20	
MATLICK ENTERPRISES INC DBA	1102030570	8,858.44	11/10/20	11/18/20	
UNIFIRST CORPORATION	1102030572	927.67	11/10/20	11/24/20	
VERIZON WIRELESS SERVICES LLC	1102030573	1,801.33	11/10/20	11/18/20	
WIST SUPPLY & EQUIPMENT CO	1102030574	42.38	11/10/20	11/18/20	
POWER ACQUISITION, LLC.	1102030575	1,999.97	11/10/20	11/18/20	
AFLAC	1102030576	4,701.17	11/18/20	11/25/20	
WATER UTILITIES COMM FD DBA	1102030577	204.21	11/18/20	11/30/20	
ARIZONA WATER COMPANY, INC.	1102030578	219.23	11/18/20	11/30/20	
AZ DPS	1102030579	22.00	11/18/20	11/25/20	
BRENDEN ESPIE	1102030581	291.66	11/18/20	11/24/20	
CHASE	1102030582	8,635.99	11/18/20	11/25/20	
CITY OF MESA	1102030586	18,097.92	11/18/20	11/30/20	
COOKSON DOOR SALES OF AZ, INC	1102030587	537.34	11/18/20	11/25/20	
KANSAS STATE BANK OF MANHATTAN	1102030588	158.41	11/18/20	11/30/20	
LANDS' END, INC	1102030589	194.61	11/18/20	11/30/20	
MEDIACOM	1102030590	86.63	11/18/20	11/25/20	
CADWELL IRREVOCABLE TRUST III	1102030591	264.33	11/18/20	11/24/20	
PROSHRED SECURITY ARIZONA	1102030593	46.66	11/18/20	11/25/20	
PHOENIX TECHNOLOGY SOLUTIONS	1102030594	66.00	11/18/20	11/30/20	
PETTY CASHIER/ROGER WOOD	1102030595	18.73	11/18/20	11/23/20	
PINNACLE PEAK HOLDING CORP	1102030597	502.16	11/18/20	11/25/20	
STANDARD INSURANCE COMPANY	1102030598	5,349.71	11/18/20	11/25/20	
MATLICK ENTERPRISES INC DBA	1102030599	5,342.42	11/18/20	11/25/20	
UNITED HEALTHCARE INSURANCE CO	1102030600	84,166.31	11/18/20	11/30/20	
Status: VOID					Status Total: 62.80
PAUL GARCIA	1102030286	23.36	08/19/20	11/24/20	
ANDREW TRYON	1102030297	39.44	08/19/20	11/24/20	
Fund: 1103					Fund Total: 12,239.06
Status: OUTS					Status Total: 3,362.67
AZ FF RETIREE HEALTH TRUST FUND	1103018284	1,525.00	11/27/20	11/24/20	
SUPPORT PAYMENT CLEARINGHOUSE	1103018285	1,837.67	11/27/20	11/24/20	
Status: PAID					Status Total: 8,876.39
MIDLAND FUNDING LLC	1103018265	580.23	09/18/20	11/24/20	
MIDLAND FUNDING LLC	1103018268	545.84	10/02/20	11/24/20	
MIDLAND FUNDING LLC	1103018276	545.84	10/16/20	11/24/20	
MIDLAND FUNDING LLC	1103018279	454.14	10/30/20	11/24/20	
AZ FF RETIREE HEALTH TRUST FUND	1103018280	1,550.00	10/30/20	11/04/20	
SUPPORT PAYMENT CLEARINGHOUSE	1103018281	1,837.67	10/30/20	11/03/20	
AZ FF RETIREE HEALTH TRUST FUND	1103018282	1,525.00	11/13/20	11/18/20	
SUPPORT PAYMENT CLEARINGHOUSE	1103018283	1,837.67	11/13/20	11/17/20	
	Count	Amount			
Total OUTS:	31	41,351.55			
Total PAID:	94	341,373.68			
Total VOID:	2	62.80			



CASH RECEIPTS

November 2020 M & O DEPOSITS

Date	Control #	Amount	Account #	Description
11/5/2020		300.00		Kerns Plumbing/inv 6162/CC
		<b>300.00</b>		Wire Transfer
11/13/2020		95,769.43		SAFER Grant
		<b>95,769.43</b>		Wire Transfer
11/16/2020		0.01		SAFER Grant
		<b>0.01</b>		Wire Transfer
11/18/2020		18.00	100.10.43500.41	C Rivera / inv 6173 / CASH
		20.00	100.10.42500.50	PCFCU/inv 6185/ck 55163585
		20.00	100.10.42600.15	Hastings&Hastings/inv 6175/ 55899
		20.00	100.10.42600.15	LexisNexis/inv 6174/ck 1169086322
		200.00	100.10.43300.50	CityOFA/inv 533,532/ck 211418
		100.00	100.10.43300.50	CityOFA/inv 461/ ck 211612
		404.45	100.10.53965.10	P Perkins/inv 6179/ck 5485
		1,355.82	100.10.53965.10	P Bourgeois/inv 6135/ck 4229
		590.15	100.10.53965.10	D Montgomery/inv 6134/ck 7717
		300.00	100.10.53965.10	J Kevin /inv 6176/ck 729907651
		923.51	100.10.53965.10	PSPRS/inv 6183/ck 212017
		77,565.68	100.10.43100.40	ARISLD/inv 5181,6182/ck 9790833
		62,810.80	100.10.43100.40	ARISLD/inv 6187/ck 9800535
		784.96	100.10.42200.41	AntennaSites/inv 6188/ck 20487
		<b>145,113.37</b>		
11/19/2020		20.00		Planning & Zoning - D Anderson / inv 6184/ck
		<b>20.00</b>		Wire Transfer
11/30/2020		400.00		Signal One Fire/inv 6180/ck
		150.00		Prickely Pear RV/inv 6193/ck
		100.00		Rosati's Pizza/inv 6192/ck
		300.00		TNT Fireworks/inv 6194/ck
		<b>950.00</b>		
November 2020 Totals		<b>242,152.81</b>		

(H)



**Superstition Fire & Medical District**

**AR Payment Register (Detail)**

Bank ID: Equal To D

Check No. / Payment ID	Payee Name / Customer Name	Invoice No. / Account Number	Amount Paid
<b>BANK: D - M &amp; 0 GENERAL FUND CHECKING</b>			
<b>DEPOSIT: 2,889      DATE: 11/05/20</b>			
83349006	Kerns Plumbing/inv 6162/cc (ONETIMECUST)	Credit Card Invoice : 006162	\$300.00
	(ONETIMECUST)	Invoice : 006162	\$200.00
			\$100.00
		<b>CREDIT CARD # 83349006 TOTAL:</b>	<u>\$300.00</u>
		<b>DEPOSIT 2,889 TOTAL:</b>	<u>\$300.00</u> ✓
<b>DEPOSIT: 2,890      DATE: 11/02/20</b>			
CASH	(ONETIMECUST)	Cash Invoice : 006173	\$18.00
			\$18.00
		<b>CASH TOTAL:</b>	<u>\$18.00</u> ✓
		<b>DEPOSIT 2,890 TOTAL:</b>	<u>\$18.00</u>
<b>DEPOSIT: 2,891      DATE: 11/03/20</b>			
1169088632	(ONETIMECUST)	Check Invoice : 006174	\$20.00
			\$20.00
		<b>CHECK # 1169088632 TOTAL:</b>	<u>\$20.00</u> ✓
55899	(ONETIMECUST)	Check Invoice : 006175	\$20.00
			\$20.00
		<b>CHECK # 55899 TOTAL:</b>	<u>\$20.00</u> ✓
		<b>DEPOSIT 2,891 TOTAL:</b>	<u>\$40.00</u>
<b>DEPOSIT: 2,892      DATE: 11/09/20</b>			
55163585	(ONETIMECUST)	Check Invoice : 006185	\$20.00
			\$20.00
		<b>CHECK # 55163585 TOTAL:</b>	<u>\$20.00</u> ✓
		<b>DEPOSIT 2,892 TOTAL:</b>	<u>\$20.00</u>
<b>DEPOSIT: 2,895      DATE: 11/18/20</b>			
211418	CITOAJ/inv 533,532/ck 211418 City of Apache Junction (CITOAJ)	Check Invoice : 2020-00533	\$200.00
	City of Apache Junction (CITOAJ)	Invoice : 2020-00532	\$100.00
			\$100.00
		<b>CHECK # 211418 TOTAL:</b>	<u>\$200.00</u> ✓
211612	CITOAJ/inv 461/ck 211612 City of Apache Junction (CITOAJ)	Check Invoice : 2020-00461	\$100.00
			\$100.00
		<b>CHECK # 211612 TOTAL:</b>	<u>\$100.00</u> ✓
6179	P Perkins/inv 6179/ck 5485 Paul Perkins (PERKP)	Check Invoice : 006179	\$404.45
	Paul Perkins (PERKP)	Invoice : 006179	-\$196.82
	Paul Perkins (PERKP)	Invoice : 006179	-\$63.18
	Paul Perkins (PERKP)	Invoice : 006179	\$653.33
		Invoice : 006179	\$11.12
		<b>CHECK # 6179 TOTAL:</b>	<u>\$404.45</u> ✓
4229	P Bourgeois/inv 6135/ck 4229 Paul Bourgeois (BOUP)	Check Invoice : 006135	\$1,355.82
			\$1,355.82
		<b>CHECK # 4229 TOTAL:</b>	<u>\$1,355.82</u> ✓
7717	D Montgomery/inv 6134/ck 7717 Dave Montgomery (MONTD)	Check Invoice : 006134	\$590.15
			\$590.15
		<b>CHECK # 7717 TOTAL:</b>	<u>\$590.15</u> ✓
729907651	J Kevin/inv 6176/ck 729907651 John Kevin (KEVINJO)	Check Invoice : 006176	\$300.00
	John Kevin (KEVINJO)	Invoice : 006176	\$299.18
			\$0.82
		<b>CHECK # 729907651 TOTAL:</b>	<u>\$300.00</u> ✓

**Superstition Fire & Medical District**

**AR Payment Register (Detail)**

Bank ID: Equal To D

Check No. / Payment ID	Payee Name / Customer Name	Invoice No. / Account Number	Amount Paid
<b>BANK: D - M &amp; 0 GENERAL FUND CHECKING</b>			
<b>DEPOSIT: 2,895</b>	<b>DATE: 11/18/20</b>		<b>(CONTINUED)</b>
212017	PSPRS/inv 6183/ck 212017	Check	\$923.51
	Public Safety Retirement Sys. (PSPRS/COBRA)	Invoice : 006183	\$260.00
	Public Safety Retirement Sys. (PSPRS/COBRA)	Invoice : 006183	\$143.51
	Public Safety Retirement Sys. (PSPRS/COBRA)	Invoice : 006183	\$260.00
	Public Safety Retirement Sys. (PSPRS/COBRA)	Invoice : 006183	\$196.82
	Public Safety Retirement Sys. (PSPRS/COBRA)	Invoice : 006183	\$63.18
		<b>CHECK # 212017 TOTAL:</b>	<b>\$923.51</b> ✓
9790833	ARISLDinv 6181, 82/ck 9790833	Check	\$77,565.68
	Arizona State Land Department (ARISLD)	Invoice : 006181	\$26,705.22
	Arizona State Land Department (ARISLD)	Invoice : 006182	\$50,860.46
		<b>CHECK # 9790833 TOTAL:</b>	<b>\$77,565.68</b> ✓
9800535	ARISLD/inv 6187/ck 9800535	Check	\$62,810.80
	Arizona State Land Department (ARISLD)	Invoice : 006187	\$62,810.80
		<b>CHECK # 9800535 TOTAL:</b>	<b>\$62,810.80</b> ✓
20487	AntennaSites/inv 6186/ck 20487	Check	\$784.96
	Antenna Sites, Inc. (ANTSIT)	Invoice : 006186	\$784.96
		<b>CHECK # 20487 TOTAL:</b>	<b>\$784.96</b> ✓
		<b>DEPOSIT 2,895 TOTAL:</b>	<b>\$145,035.37</b>
<b>DEPOSIT: 2,896</b>	<b>DATE: 11/19/20</b>		
83842196	Planning&Zoning/inv 6184/cc (ONETIMECUST)	Credit Card	\$20.00
		Invoice : 006184	\$20.00
		<b>CREDIT CARD # 83842196 TOTAL:</b>	<b>\$20.00</b>
		<b>DEPOSIT 2,896 TOTAL:</b>	<b>\$20.00</b> ✓
<b>DEPOSIT: 2,897</b>	<b>DATE: 11/24/20</b>		
20281	(ONETIMECUST)	Check	\$100.00
		Invoice : 006196	\$100.00
		<b>CHECK # 20281 TOTAL:</b>	<b>\$100.00</b>
56106	(ONETIMECUST)	Check	\$20.00
		Invoice : 006197	\$20.00
		<b>CHECK # 56106 TOTAL:</b>	<b>\$20.00</b>
1000068345	(ONETIMECUST)	Check	\$20.00
		Invoice : 006198	\$20.00
		<b>CHECK # 1000068345 TOTAL:</b>	<b>\$20.00</b>
		<b>DEPOSIT 2,897 TOTAL:</b>	<b>\$140.00</b>
<b>DEPOSIT: 2,898</b>	<b>DATE: 11/25/20</b>		
CASH	(ONETIMECUST)	Cash	\$10.00
		Invoice : 006199	\$10.00
		<b>CASH TOTAL:</b>	<b>\$10.00</b>
		<b>DEPOSIT 2,898 TOTAL:</b>	<b>\$10.00</b>
<b>DEPOSIT: 2,899</b>	<b>DATE: 11/30/20</b>		
84747608	TNT Fireworks/inv 6194/cc (ONETIMECUST) (ONETIMECUST) (ONETIMECUST)	Credit Card	\$300.00
		Invoice : 006194	\$100.00
		Invoice : 006194	\$100.00
		Invoice : 006194	\$100.00
		<b>CREDIT CARD # 84747608 TOTAL:</b>	<b>\$300.00</b> ✓
84495943	Rosati's Pizza/inv 6192/cc (ONETIMECUST)	Credit Card	\$100.00
		Invoice : 006192	\$100.00

**Superstition Fire & Medical District**

AR Payment Register (Detail)

Bank ID: Equal To D

Check No. / Payment ID	Payee Name / Customer Name	Invoice No. / Account Number	Amount Paid
------------------------	----------------------------	------------------------------	-------------

BANK: D - M & O GENERAL FUND CHECKING  
 DEPOSIT: 2,899      DATE: 11/30/20

(CONTINUED)

84499388      Prickely Pear RV/inv 6193/cc  
 (ONETIMECUST)

CREDIT CARD # 84495943 TOTAL: \$100.00  
 Credit Card \$150.00  
 Invoice : 006193 \$150.00

84521468      Signal One Fire/inv 6190/cc  
 (ONETIMECUST)  
 (ONETIMECUST)

CREDIT CARD # 84499388 TOTAL: \$150.00 ✓  
 Credit Card \$400.00  
 Invoice : 006190 \$300.00  
 Invoice : 006190 \$100.00

CREDIT CARD # 84521468 TOTAL: \$400.00 ✓

DEPOSIT 2,899 TOTAL: \$950.00

TOTAL FOR BANK ID: D \$146,533.37

GRAND TOTAL OF ALL CHECKS: \$145,235.37

GRAND TOTAL OF ALL CREDIT CARDS: \$1,270.00

GRAND TOTAL OF ALL CASH: \$28.00

GRAND TOTAL OF ALL EFT: \$0.00

GRAND TOTAL OF ALL PAYMENTS: \$146,533.37


GRAND TOTAL OF ALL ADJUSTMENTS: \$0.00

COMBINED TOTAL: \$146,533.37

0.00

CYMA 146,533.37 +  
 SAFER < 95,769.43 +  
 Grant 0.01 +  
 Nov. in transit 100.00 -  
 242,152.81 \*

(H)



# Pinal County Treasurer

## Pending Treasurer Receipt

Control No. 354509

**Treasurer's Office Use**

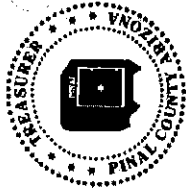
Receipt No.: \_\_\_\_\_

Posted By: \_\_\_\_\_

Receipt Date: 11/5/2020      Cash: \$0.00      Submitted By: JenniferBurke1  
 Total Amount: \$300.00      Check: \$0.00      Department: Superstition Fire & Medical District  
                                          Wire/Direct Deposit: \$300.00  
                                          Credit Card: \$0.00

GL	Source	Cost	Object	Subsid	Subled	Type	Notes	Amount
6116421001	73160.0						WIRED MONEY TO GENERAL FUND	\$300.00

(H.1)



# Pinal County Treasurer

## Pending Treasurer Receipt

Control No. 354512

**Treasurer's Office Use**


Receipt No.: \_\_\_\_\_

Posted By: \_\_\_\_\_

Receipt Date: 11/5/2020      Cash: \$0.00      Submitted By: JenniferBurke1  
 Total Amount: \$95,769.43      Check: \$0.00      Department: Superstition Fire & Medical District  
                                          Wire/Direct Deposit: \$95,769.43  
                                          Credit Card: \$0.00

GL	Source	Cost	Object	Subsid	Subled	Type	Notes	Amount
6116421001	73160.0						WIRED MONEY TO GENERAL FUND	\$95,769.43

14-2



Control No. 355055

# Pinal County Treasurer Pending Treasurer Receipt

Treasurer's Office Use


Receipt No.:

Posted By:

Receipt Date: 11/19/2020      Cash: \$0.00      Submitted By: JenniferBurke1  
 Total Amount: \$20.00      Check: \$0.00      Department: Superstition Fire & Medical District  
                                  Wire/Direct Deposit: \$20.00  
                                  Credit Card: \$0.00

GL	Source	Cost	Object	Subsid	Subled	Type	Notes	Amount
6116421001	73160.0						WIRED MONEY TO GENERAL FUND	\$20.00

143



Control No. 355349

# Pinal County Treasurer Pending Treasurer Receipt

Treasurer's Office Use

Receipt No.:

Posted By:

Receipt Date: 11/30/2020      Cash: \$0.00      Submitted By: JenniferBurke1  
 Total Amount: \$950.00      Check: \$0.00      Department: Superstition Fire & Medical District  
                                  Wire/Direct Deposit: \$950.00  
                                  Credit Card: \$0.00

GL	Source	Cost	Object	Subsid	Subled	Type	Notes	Amount
6116421001	73160.0						WIRED MONEY TO GENERAL FUND	\$950.00

14-1



Roger Wood Superstition Fire & Medical District Home Contact Us Help Logout

- Inquiry ▲
- GL Accounts
- GL Transactions
- Warrant Search
- Treasurer Receipts
- Warrant Maintenance ▲
- Warrant Accounts
- Add New Warrant
- Bulk Upload Warrants
- Fund Transfers ▲
- Fund Transfer
- Bulk Upload Transfers
- Treasurer Receipts ▲
- Add New Receipt
- Upload Receipt File
- Reports ▲
- Monthly Statement
- Tax Distribution
- Top 50 Tax Payers
- Authority Assessments
- Authority Tax Payments
- Warrants Over 1 Year
- School Summary
- LOC Advances Summary
- Tax Adjustments by Auth
- Profile ▲
- My Profile

### New Fund Transfer

**Add New Fund Amount**

Revenue/Expense:  To/From:  GL Account:

Amount:  Notes:


**Fund Amount Added!**

	GL Account	Source	Source Desc	Notes	Amount
✖	6116421002	73750.0	Revenue Transfer	Payroll funding due to employee transfer	(\$3,157.36)
✖	6116421001	73750.0	Revenue Transfer	Payroll funding due to employee transfer	\$3,157.36

①

**Using a modern browser ensures the best user experience on this website.**  
 You can check your browser is up to date by clicking [Browser Compatability Check](#).





Roger Wood Superstition Fire & Medical District

Home Contact Us Help Logout

- Inquiry ▲
- GL Accounts
- GL Transactions
- Warrant Search
- Treasurer Receipts
- Warrant Maintenance ▲
- Warrant Accounts
- Add New Warrant
- Bulk Upload Warrants
- Fund Transfers ▲
- Fund Transfer
- Bulk Upload Transfers
- Treasurer Receipts ▲
- Add New Receipt
- Upload Receipt File
- Reports ▲
- Monthly Statement
- Tax Distribution
- Top 50 Tax Payers
- Authority Assessments
- Authority Tax Payments
- Warrants Over 1 Year
- School Summary
- LOC Advances Summary
- Tax Adjustments by Auth
- Profile ▲
- My Profile

**New Fund Transfer**

**Add New Fund Amount**

Revenue/Expense:  To/From:  GL Account:


Amount:  Notes:

**Fund Amount Added!**

	GL Account	Source	Source Desc	Notes	Amount
✘	6116421002	73750.0	Revenue Transfer	Correct 10/30/20 Payroll HSA Funding	(\$160.00)
✘	6116421001	73750.0	Revenue Transfer	Correct 10/30/20 Payroll HSA Funding	\$160.00

(I)

Using a modern browser ensures the best user experience on this website.  
 You can check your browser is up to date by clicking [Browser Compatability Check](#).



# TREASURER AGENCY SERVICES

PINAL COUNTY  
OFFICE OF THE TREASURER

Jennifer Burke Superstition Fire & Medical District Home Contact Us Help Logout

- Inquiry ▲
- GL Accounts
- GL Transactions
- Warrant Search
- Treasurer Receipts
- Warrant Maintenance ▲
- Warrant Accounts
- Add New Warrant
- Bulk Upload Warrants
- Fund Transfers ▲
- Fund Transfer
- Bulk Upload Transfers
- Treasurer Receipts ▲
- Add New Receipt
- Upload Receipt File
- Reports ▲
- Monthly Statement
  - Tax Distribution
  - Top 50 Tax Payers
  - Authority Assessments
  - Authority Tax Payments
  - Warrants Over 1 Year
  - School Summary
  - LOC Advances Summary
  - Tax Adjustments by Auth
- Profile ▲
- My Profile

## General Ledger Transactions

**Advanced Search**

GL Account:  Notes:

Source Code:

Post Date Range:  to  Amount Range:  to

Source Category: Income  Transfers Credit  Transfers Debit  Disbursements

GL	Post Date	SC	Notes	Doc	Doc Ref	Amount
6116421001	11/2/2020	73750.0	Correct 10/30/20 Payroll HSA Funding	TR		(\$80.00)
6116421002	11/2/2020	73750.0	Correct 10/30/20 Payroll HSA Funding	TR		\$80.00
						<b>\$0.00</b>

Page 1 of 1 20 1 - 2 of 2 items

(F)

Using a modern browser ensures the best user experience on this website. You can check your browser is up to date by clicking [Browser Compatability Check](#).

Superstition Fire & Medical District  
 GL Account Ledger - Detail By Period  
 11/1/2020 through 11/30/2020

12/2/20  
 2:38:32 PM

Batch	Journal	Entry #	Date	Job	Document	Description	Debits	Credits	Balance
100-10-10150-10									<b>(\$4,739,689.09)</b>
17905	PR	781549	11/13/20		18282 - 46744	Payroll All Freq 11/8/2020	-	309,785.97	(5,049,475.06)
17906	J	781623	11/13/20		RE70	Paydate 111320 Rcls	-	58,178.18	(5,107,653.24)
17906	J	781630	11/13/20		RE70	Paydate 111320 Rcls	-	8,796.76	(5,116,450.00)
17906	J	781635	11/13/20		RE70	Paydate 111320 Rcls	-	101,610.29	(5,218,060.29)
17906	J	781637	11/13/20		RE70	Paydate 111320 Rcls	-	8,838.28	(5,226,898.57)
17939	PR	782263	11/27/20		18284 - 46928	Payroll All Freq 11/22/2020	-	316,976.94	(5,543,875.51)
17946	J	782358	11/27/20		RE70	Paydate 112720 Rcls	-	61,292.69	(5,605,168.20)
17946	J	782365	11/27/20		RE70	Paydate 112720 Rcls	-	8,796.76	(5,613,964.96)
17946	J	782370	11/27/20		RE70	Paydate 112720 Rcls	-	105,539.35	(5,719,504.31)
17946	J	782372	11/27/20		RE70	Paydate 112720 Rcls	-	8,845.58	(5,728,349.89)
<b>PAYROLL ACCOUNT TOTALS:</b>							<b>\$0.00</b>	<b>\$988,660.80</b>	<b>(\$5,728,349.89)</b>

(K)

TOTAL OF LEDGER: \$0.00      \$988,660.80      (\$5,728,349.89)

# Commercial Checking Acct Public Funds

Account number: 4121535058 ■ November 1, 2020 - November 30, 2020 ■ Page 1 of 2

WELLS  
FARGO

SUPERSTITION FIRE & MEDICAL DISTRICT  
PAYROLL CLEARING ACCT  
565 N IDAHO RD  
APACHE JUNCTION AZ 85119-4014

## Questions?

Call your Customer Service Officer or Client Services  
**1-800-AT WELLS** (1-800-289-3557)  
5:00 AM TO 6:00 PM Pacific Time Monday - Friday

Online: [wellsfargo.com](http://wellsfargo.com)

Write: Wells Fargo Bank, N.A. (182)  
PO Box 63020  
San Francisco, CA 94163

## Account summary

### Commercial Checking Acct Public Funds

Account number	Beginning balance	Total credits	Total debits	Ending balance
4121535058	\$99.56	\$1,106,861.23	-\$1,001,321.44	\$105,639.35

## Credits

### Electronic deposits/bank credits

Effective date	Posted date	Amount	Transaction detail
	11/12	545,567.40	WT Seq148413 Pinal County /Org=Pinal County Treasurer Sr## Gw00000037495134 Trn#201112148413 Rfb# 7192
	11/25	561,293.83	WT Seq142575 Pinal County /Org=Pinal County Treasurer Sr## Gw00000037844505 Trn#201125142575 Rfb# 7206
		<b>\$1,106,861.23</b>	<b>Total electronic deposits/bank credits</b>
		<b>\$1,106,861.23</b>	<b>Total credits</b>

## Debits

### Electronic debits/bank debits

Effective date	Posted date	Amount	Transaction detail
	11/13	257,828.95	ACH Origination - Superstition Fir - File 1860311208 Coid 1860311208
	11/13	48,594.35	ACH Origination - Superstition Fir - File 1860311208 Coid 1860311208
	11/13	30,068.71	ACH Origination - Superstition Fir - File 1860311208 Coid 1860311208
	11/13	5,799.97	ACH Origination - Superstition Fir - File 1860311208 Coid 1860311208
	11/13	20,767.24	Retirement Rcr Sweb Pymnt xxxxx8982 Primary Account
	11/13	10,299.59	Healthequity Inc Healthequi 12 Nov 82581 Superstition Fire & ME
	11/13	58,955.37	< Business to Business ACH Debit - IRS Usatxpymt 111320 220071871960927 Superstition Fire & ME
	11/13	11,642.93	< Business to Business ACH Debit - AZ Dept of Rev Ccddir.Dbt xxxxx3092 Superstition Fire & ME
	11/19	101,542.35	< Business to Business ACH Debit - Psprs Web Pay 201118 1144 Superstition Fire & ME



**Electronic debits/bank debits (continued)**

Effective date	Posted date	Amount	Transaction detail
	11/19	67.50	< Business to Business ACH Debit - Psprs Web Pay 201118 1144 Superstition Fire & ME
	11/27	10,299.59	Healthequity Inc Healthequi 25 Nov 82581 Superstition Fire & ME
	11/27	264,983.20	< Business to Business ACH Debit - ACH Origination - Superstition Fir - File 1860311208 Coid 1860311208
	11/27	61,456.32	< Business to Business ACH Debit - IRS Usatapytmt 112720 220073215227069 Superstition Fire & ME
	11/27	48,631.07	< Business to Business ACH Debit - ACH Origination - Superstition Fir - File 1860311208 Coid 1860311208
	11/27	31,494.19	< Business to Business ACH Debit - ACH Origination - Superstition Fir - File 1860311208 Coid 1860311208
	11/27	12,038.47	< Business to Business ACH Debit - AZ Dept of Rev Ccddir.Dbt xxxxx3092 Superstition Fire & ME
	11/27	5,826.99	< Business to Business ACH Debit - ACH Origination - Superstition Fir - File 1860311208 Coid 1860311208
	11/30	21,024.65	Retirement Rcr Sweb Pymnt xxxxx2597 Primary Account
		<b>\$1,001,321.44</b>	<b>Total electronic debits/bank debits</b>
		<b>\$1,001,321.44</b>	<b>Total debits</b>

\* **Business to Business ACH:** If this is a business account, this transaction has a return time frame of one business day from post date. This time frame does not apply to consumer accounts.

**Daily ledger balance summary**

Date	Balance	Date	Balance	Date	Balance
10/31	99.56	11/19	100.00	11/27	126,664.00
11/12	545,666.96	11/25	561,393.83	11/30	105,639.35
11/13	101,709.85				
<b>Average daily ledger balance</b>		<b>\$92,201.34</b>			

**Superstition Fire & Medical District**

**Balance Sheet**

As of 11/30/2020

FUND: (100) General Fund

**Assets**

**Current Assets**

Fund Cash - General (M&O)  
Payroll Account  
Petty Cash - Accounting  
Due From other funds  
Total Current Assets

\$9,696,445.61  
(5,728,349.89)  
100.00  
1,453,638.93

} 3,968,195.72<sup>T</sup>

\$5,421,834.65

**Total Assets**

\$5,421,834.65

**Liabilities and Equity**

**Current Liabilities**

Sales Tax Payable  
Career F.F. Employee Retirement  
Disability Insurance-Voluntary Long Term  
Life Insurance - Voluntary Supplemental  
AFLAC  
Total Current Liabilities

\$36.78  
30.00  
(2,426.02)  
(1,769.05)  
(355.03)

\$(4,483.32)

**Total Liabilities**

\$(4,483.32)

**Equity**

End Balance - General Fund  
Current Year Profit/Loss  
Total Equity

\$3,117,104.66  
2,309,213.31

5,426,317.97

**Total Liabilities and Equity**

\$5,421,834.65



Manage your account online at: www.chase.com/cardhelp

Customer service: 1-800-945-2028

Mobile: Download the Chase Mobile app today

December 2020						
S	M	T	W	T	F	S
29	30	1	2	3	4	5
6	7	8	9	10	11	12
13	14	15	16	17	18	19
20	21	22	23	24	25	26
27	28	29	30	31	1	2
3	4	5	6	7	8	9

New Balance  
**\$13,969.01**  
 Minimum Payment Due  
**\$2,793.00**  
 Payment Due Date  
**12/04/20**

**Late Payment Warning:** If we do not receive your minimum payment by the due date, you may have to pay a late fee, and existing and new balances may become subject to the Default APR.  
**Minimum Payment Warning:** Enroll in Auto-Pay and avoid missing a payment. To enroll, go to www.chase.com

### ACCOUNT SUMMARY

Account Number: 4248 3152 5232 6481

Previous Balance	\$10,066.96
Payment, Credits	-\$10,228.05
Purchases	+\$14,130.10
Cash Advances	\$0.00
Balance Transfers	\$0.00
Fees Charged	\$0.00
Interest Charged	\$0.00
<b>New Balance</b>	<b>\$13,969.01</b>
Opening/Closing Date	10/11/20 - 11/10/20
Credit Limit	\$50,000
Available Credit	\$36,030
Cash Access Line	\$2,500
Available for Cash	\$2,500
<b>Past Due Amount</b>	<b>\$0.00</b>
<b>Balance over the Credit Limit</b>	<b>\$0.00</b>

100F (4)  
 \$ 8,635.99

VENDOR # Chasem  
 ACCOUNT # \_\_\_\_\_  
 APPROVAL DATE PAID 11/18/20  
 30582

000001 FIS33339 C 1 Y 9 10 20/11/10 Page 1 of 3 06630 MA DA 25007 31510300010002500701



P.O. BOX 15123  
 WILMINGTON, DE 19850-5123  
 For Undeliverable Mail Only

Make your payment at  
[chase.com/paycard](http://chase.com/paycard)

424831525232648100279300013969010000000002

Payment Due Date: 12/04/20  
 New Balance: \$13,969.01  
 Minimum Payment: \$2,793.00

Account number: 4248 3152 5232 6481

\$ \_\_\_\_\_ Amount Enclosed  
 Make/Mail to Chase Card Services at the address below:

25007 BEX 9 31520 C  
 ROGER WOOD  
 SUPERSTITION FIRE  
 585 N IDAHO RD  
 APACHE JUNCTION AZ 85119-4014

CARDMEMBER SERVICE  
 PO BOX 6294  
 CAROL STREAM IL 60197-6294

⑆ 5000 160 28⑆ 1595 2523 2648 1511⑆



### ACCOUNT ACTIVITY

Date of Transaction	Merchant Name or Transaction Description	\$ Amount
10/26	Payment ThankYou Image Check	-1,068.00
10/26	Payment ThankYou Image Check	-1,308.63
10/26	Payment ThankYou Image Check	-7,692.33
10/20	NATIONAL REGISTRY EMT 614-888-4484 OH 10DF 19412 \$SPS 725.00 15DF 19413 \$140 <sup>00</sup>	725.00
10/28	OFFICEMAX/DEPOT 6878 APACHE JUNCTI AZ 10DF 19457 \$152 <sup>99</sup> 214.36 15DF 19458 \$714 <sup>60</sup>	214.36
11/05	AZ DEPT OF REVENUE TMACCONNEL@AZ AZ 10DF 19493 \$16 <sup>10</sup> 339.41 20DF 19494 \$274 <sup>51</sup>	339.41
11/05	PNP AZ DOR TAXFEE info@pointand MI 10DF 19493 .5 20DF 19494 *6 <sup>44</sup> 7.98 40DF 19495 139	7.98
	ROGER WOOD TRANSACTIONS THIS CYCLE (CARD 6481) \$8780.21- INCLUDING PAYMENTS RECEIVED	40DF 19495 \$SP <sup>80</sup>
10/18	LA QUINTA INNS 0699 TUCSON AZ 19466 81.31 10DF	81.31
10/18	LA QUINTA INNS 0699 TUCSON AZ 19466 81.31 10DF	81.31
10/20	DAIRY QUEEN - THE THIN BENSON AZ 19466 15.26 10DF	15.26
10/19	LA QUINTA INNS 0699 TUCSON AZ 19466 72.03 10DF	72.03
10/19	MCDONALD'S F10511 TUCSON AZ 19466 23.54 10DF	23.54
10/19	LA QUINTA INNS 0699 TUCSON AZ 19466 72.03 10DF	72.03
10/22	MCDONALD'S F20575 TUCSON AZ 19466 13.24 10DF	13.24
	JEREMY ROCHA TRANSACTIONS THIS CYCLE (CARD 6498) \$368.72	
10/08	KOKOPELLI'S RESTAURANT GOLD CANYON AZ 19409 163.34 10DF	163.34
10/23	FRY'S FUEL 7685 APACHE JUNCTI AZ 19451 27.19 10DF	27.19
10/23	FRY'S 0685 APACHE JUNCTI AZ 19451 71.98 10DF	71.98
10/23	FRY'S 0685 APACHE JUNCTI AZ 19451 110.51 10DF	110.51
10/23	AJI SPORTING GOODS APACHE JUNCTI AZ 19451 687.66 10DF	687.66
	MIKE FARBBER TRANSACTIONS THIS CYCLE (CARD 6523) \$1080.68	
10/10	JCPENNEY 2419 MESA AZ 19373 30.28 10DF	30.28
10/10	HOBBY LOBBY #409 MESA AZ 19373 19.47 10DF	19.47
10/15	GIBSON & BARNES 619-4402700 CA 19344 614.21 10DF	614.21
	JEFF CRAMMER TRANSACTIONS THIS CYCLE (CARD 6549) \$663.96	
10/27	FDSOA 248-8801864 MI 19453 399.00 10DF	399.00
11/03	Center for Public Safety 703-691-4620 VA 19480 400.00 10DF	400.00
	RICHARD MOONEY TRANSACTIONS THIS CYCLE (CARD 6572) \$799.00	
10/27	Dropbox® TD3ZTDWC1RDH db.t/cchelp DE 19461 131.39 10DF	131.39
	DANIEL MCKINNEY TRANSACTIONS THIS CYCLE (CARD 6614) \$131.39	
10/13	GRAMMARLY COQFP3HPZ GRAMMARLY.COM CA 19374 27.53 10DF	27.53
10/17	Amazon.com*2T4GZ4FS2 Amzn.com/bill WA 10DF 19431 \$47 <sup>83</sup> 71.75 15DF 19432 \$23 <sup>93</sup>	71.75
10/17	DNH*GODADDY.COM 480-5058855 AZ 10DF 19429 \$88 <sup>99</sup> 133.48 15DF 19430 \$44 <sup>49</sup>	133.48
10/18	DNH*GODADDY.COM 480-5058855 AZ 10DF 19429 \$30 <sup>23</sup> 45.34 15DF 19430 \$15 <sup>11</sup>	45.34
10/22	DNH*GODADDY.COM 480-5058855 AZ 10DF 19429 \$53 <sup>33</sup> 79.99 15DF 19430 \$216 <sup>66</sup>	79.99
	ANNA BUTEL TRANSACTIONS THIS CYCLE (CARD 6655) \$358.09	
10/21	AMZN Mktg US Amzn.com/bill WA 15DF 19400 - \$270 <sup>3</sup> 40.54 15DF 19401 -\$13 <sup>51</sup>	40.54
10/08	THE HOME DEPOT 404 MESA AZ 19400 303.08 10DF	303.08
10/12	Amazon.com*MK2R53QK0 Amzn.com/bill WA 10DF 19400 \$370 <sup>2</sup> 55.53 15DF 19401 \$18 <sup>51</sup>	55.53
10/14	AZ VEHICLE EMISSIONS PHOENIX AZ 19400 16.00 10DF	16.00
10/15	AMZN Mktg US*MK2AN6W02 Amzn.com/bill WA 10DF 19400 \$181 <sup>20</sup> 271.80 15DF 19401 \$90 <sup>60</sup>	271.80
10/17	AMZN Mktg US*2T5PC2LJ2 Amzn.com/bill WA 10DF 19400 \$27 <sup>03</sup> 40.54 15DF 19401 \$13 <sup>51</sup>	40.54
10/26	COSTCO *BUS CENTER 827 802-274-4651 AZ 10DF 19400 \$370 <sup>56</sup> 555.84 15DF 19401 \$185 <sup>07</sup>	555.84
10/28	OFFICE DEPOT #5101 800-463-3788 AZ 10DF 19400 \$500 <sup>5</sup> 75.09 15DF 19401 \$25 <sup>03</sup>	75.09
11/04	FEDEX 532001319 MEMPHIS TN 19400 16.39 10DF	16.39
11/07	Amazon.com*282NU9D90 Amzn.com/bill WA 10DF 19400 \$76 <sup>32</sup> 114.48 15DF 19401 \$38 <sup>16</sup>	114.48
11/09	SEAT COVERS UNLIMITED 435-5639505 AZ 19401 1,117.66 15DF	1,117.66
	VAUGHN CROSHAW TRANSACTIONS THIS CYCLE (CARD 0687) \$2525.67	
10/10	ONE BEAT CPR LEARNING 855-663-2328 FL 193819 3,195.00 40DF	3,195.00
10/15	NFPA NATL FIRE PROTECT 800-344-3555 MA 19394 122.45 10DF	122.45
10/19	COSTCO WHSE #1028 MESA AZ 19416 141.90 10DF	141.90
10/28	WM SUPERCENTER #1381 APACHE JUNCTI AZ 19404 70.01 10DF	70.01
10/30	PROMOTIONS NOW 856-7275200 NJ 19350 81.00 10DF	81.00



# ACCOUNT ACTIVITY (CONTINUED)

Date of Transaction	Merchant Name or Transaction Description	\$ Amount
10/31	FRY'S 0665 APACHE JUNCTI AZ	76.75 100F
11/07	SPIRATON TUCSON AZ	557.85 100F
	TINA GEROLA	
	TRANSACTIONS THIS CYCLE (CARD 6473) \$4244.98	
10/16	AMZN Mktp US*2T95T0CM0 Amzn.com/bill WA	96.40 100F
10/26	THE HOME DEPOT 404 MESA AZ	255.13 100F
10/29	BLUE CARD COMMAND 855-8725822 AZ	1,386.00 100F
10/29	BLUE CARD COMMAND 855-8725822 AZ	250.00 100F
11/02	WM/SUPERCENTER #1381 APACHE JUNCTI AZ	43.58 100F
11/04	AMZN Mktp US*284X22H21 Amzn.com/bill WA	38.25 100F
	FOX TANNER	
	TRANSACTIONS THIS CYCLE (CARD 2689) \$2069.34	
11/06	AMZN Mktp US Amzn.com/bill WA	-120.55 100F
10/27	AZ BOARD OF PHARMACY 802-771-2740 AZ	200.25 100F
10/31	AMZN Mktp US*280VIOL72 Amzn.com/bill WA	120.55 100F
11/09	VIRTUAL SYMPOSIUM STRIPE.COM WA	250.00 100F
	KELCY BARTZ	
	TRANSACTIONS THIS CYCLE (CARD 3849) \$450.25	

2020 Totals Year-to-Date	
Total fees charged in 2020	\$0.00
Total interest charged in 2020	\$0.00

Year-to-date totals do not reflect any fee or interest refunds you may have received.

## INTEREST CHARGES

Your Annual Percentage Rate (APR) is the annual interest rate on your account.

Balance Type	Annual Percentage Rate (APR)	Balance Subject To Interest Rate	Interest Charges
<b>PURCHASES</b>			
Purchases	10.24%(v)(d)	-0-	-0-
<b>CASH ADVANCES</b>			
Cash Advances	19.24%(v)(d)	-0-	-0-
<b>BALANCE TRANSFERS</b>			
Balance Transfer	10.24%(v)(d)	-0-	-0-

31 Days in Billing Period

- (v) = Variable Rate
- (d) = Daily Balance Method (including new transactions)
- (a) = Average Daily Balance Method (including new transactions)

Please see Information About Your Account section for the Calculation of Balance Subject to Interest Rate, Annual Renewal Notice, How to Avoid Interest on Purchases, and other important information, as applicable.



# Superstition Fire & Medical District Monthly Pinal County Treasurer's Bank Account Reconciliation

## 150 General Fund

### Reconciliation References:

- A Beginning bank balance
- B Interest Income
- C Current month's deposits
- D Current month's revenue transfer to 100 Fund
- E Current month's Accounts Payable disbursements
- F Current month's Payroll disbursements
- G Current month's bank ending balance
- H Accounts Payable checks outstanding at month-end
- I Payroll checks outstanding at month-end
- J Electronic / ACH clearing bank account balance at month-end
- K Lockbox bank account balance at month-end
- L Cash Balance per G/L Balance Sheet
- M Chase MasterCard credit card payment -- warrant #1130004449 (paid 11/18/2020)



**Superstition Fire & Medical District  
Ground Transport (Fund 150) Cash Reconciliation  
Fiscal Year 2019 - 2020  
11/30/2020**

	Deposits (Cash Receipts)	Cash Disbursements	Book Balance
Book Balance as of: 11/1/2020			\$382,722.72 (A)
<u>Activity During the Month</u>			
Journal Entries:			
Interest Income (Expense):	347.96		347.96 (B)
Deposits	273,891.60		273,891.60 (C)
Revenue Transfer		(3,237.36)	(3,237.36) (D)
Cash Disbursements			
A) Accounts Payable		(149,135.70)	(149,135.70) (E)
B) Payroll Account		(125,797.16)	(125,797.16) (F)
C) Transfer In / Out			-
	\$274,239.56	(278,170.22)	\$378,792.06
<u>Pinal County Bank Balance</u>			
Ending Bank Balance as of: 11/30/2020	Balance from YTD Column		\$ 379,663.45 (G)
Less: Outstanding Warrants	Check #		
	A/P	(43,736.78)	(43,736.78) (H)
	Payroll	(556.32)	(556.32) (I)
Less: Payroll Transfer in Transit			-
Less: Payroll Transfer in Transit			-
			\$ 335,370.35
	Cash Balance in Payroll Clearing Account		\$ - (J)
	Cash Balance in Electronic / ACH Clearing Account		\$ 6.59 (K)
	Cash Balance in LockBox		\$ 7,671.66
			\$ 343,048.60
Prepared by: <u>[Signature]</u> 12/2/2020			Balance per B/S \$ 343,048.60 (L)
Reviewed by: <u>[Signature]</u> 12/4/2020			Difference \$ -



Pinal County Treasurer

Monthly Statement

Date Range: 11/1/2020 to 11/30/2020

Account	Period	YTD		
<b>6116421002</b>	<b>Superstition FMD Ground Transport Fund</b>			
Begin Balance:	(A) 382,722.72	275,807.58		
Income:	271,002.20	1,369,994.60		
LOC Advance:	.00	.00		
Expense:	(274,061.47)	(1,266,138.73)	LOC:	.00
LOC Payments:	.00	.00	Warrants Outstanding:	(44,293.10)
Cash Balance:	(G) 379,663.45	379,663.45	End:	335,370.35

Monthly Statement Summary

Source Code	Description	MTDAmount	YTDAmount
<b>6116421002</b>	<b>Superstition FMD Ground Transport Fund</b>	<b>Beginning Balance:</b>	<b>382,722.72</b>
			<b>275,807.58</b>
21100.43	Wells Fargo Trust Investment Interest	.06	.27
21100.46	Wells Fargo Investment Investment Interest	107.31	114.79
21100.47	WF Money Market Investment Interest	1.69	31.91
21100.48	WF Brokerage Account Investment Interest	.00	1.42
21100.55	Multi-Bank Securities Investment Interest	1.49	84.74
21100.70	Vining Sparks Investment Interest	171.63	677.59
21100.80	Stifel Nicolaus & Company Investment Interest	65.78	202.95
73160.0	Deposits	273,891.60	1,371,626.51
73100.0	Revenue Transfer	(3,237.36)	(2,745.58)
90930.0	Warrants Redeemed	(149,135.70)	(531,917.83)
91220.0	Disbursed by County Treasurer	(124,925.77)	(734,220.90)
	<b>Ending Balance:</b>	<b>379,663.45</b>	<b>379,663.45</b>

Monthly Statement Detail

Date	Notes	Doc #	Amount	C/D
<b>6116421002 Superstition FMD Ground Transport Fund</b>			<b>Beginning Balance: 382,722.72</b>	
21100.43	Wells Fargo Trust Investment Interest			Source Code Total: .06
11/03	Investment Interest	0	.06	C
21100.46	Wells Fargo Investment Investment Interest			Source Code Total: 107.31
11/25	Investment Interest	0	11.70	C
11/30	Investment Interest	0	.41	C
11/30	Investment Interest	0	71.00	C
11/30	Investment Interest	0	23.34	C
11/30	Investment Interest	0	.86	C
21100.47	WF Money Market Investment Interest			Source Code Total: 1.69
11/02	Investment Interest	0	1.69	C
21100.55	Multi-Bank Securities Investment Interest			Source Code Total: 1.49
11/02	Investment Interest	0	1.49	C
21100.70	Vining Sparks Investment Interest			Source Code Total: 171.63
11/09	Investment Interest	0	27.46	C
11/20	Investment Interest	0	27.22	C
11/23	Investment Interest	0	39.43	C
11/25	Investment Interest	0	30.01	C
11/30	Investment Interest	0	8.35	C
11/30	Investment Interest	0	35.98	C
11/30	Investment Interest	0	3.18	C
21100.80	Stifel Nicolaus & Company Investment Interest			Source Code Total: 65.78
11/04	Investment Interest	0	2.62	C
11/04	Investment Interest	0	29.11	C
11/10	Investment Interest	0	3.75	C
11/12	Investment Interest	0	.97	C
11/30	Investment Interest	0	29.33	C



Pinal County Treasurer

Monthly Statement

Date Range: 11/1/2020 to 11/30/2020

73160.0 Deposits		Source Code Total: 273,891.60
11/05 WIRED MONEY TO GROUND TRANSPORT FUND	0	58,245.00 C
11/18 150.20.62140.20 McNeil&Co/inv 6171/ck 120403	0	296.60 C
11/19 WIRED MONEY TO GROUND TRANSPORT FUND	0	139,020.00 C
11/30 WIRED MONEY TO GROUND TRANSPORT FUND	0	76,330.00 C
73750.0 Revenue Transfer		Source Code Total: (3,237.36)
11/02 Correct 10/30/20 Payroll HSA Funding	0	80.00 C
11/03 Correct 10/30/20 Payroll HSA Funding	0	(160.00) C
11/09 Payroll funding due to employee transfer	0	(3,157.36) C
90930.0 Warrants Redeemed		Source Code Total: (149,135.70)
11/02 Paid Warrants	0	(16,470.27) D
11/03 Paid Warrants	0	(16,552.29) D
11/04 Paid Warrants	0	(18,961.82) D
11/06 Paid Warrants	0	(1,548.29) D
11/09 Paid Warrants	0	(13,583.29) D
11/10 Paid Warrants	0	(812.18) D
11/12 Paid Warrants	0	(192.00) D
11/13 Paid Warrants	0	(131.60) D
11/17 Paid Warrants	0	(8,631.06) D
11/18 Paid Warrants	0	(11,245.80) D
11/19 Paid Warrants	0	(10,784.50) D
11/20 Paid Warrants	0	(1,904.18) D
11/23 Paid Warrants	0	(2,462.62) D
11/24 Paid Warrants	0	(11,813.02) D
11/25 Paid Warrants	0	(4,494.51) D
11/30 Paid Warrants	0	(29,548.27) D
91220.0 Disbursed by County Treasurer		Source Code Total: (124,925.77)
11/12 Amb Emp Payroll Direct Deposit	0	(30,068.71) D
11/12 Amb District Federal & State P/R Taxes	0	(12,420.12) D
11/12 Amb District 457, union dues, pac	0	(5,799.97) D
11/12 Amb HSA	0	(1,502.83) D
11/12 Amb ASRS	0	(11,928.96) D
11/25 Amb Emp Payroll Direct Deposit	0	(31,494.19) D
11/25 AMB District Federal & State P/R Taxes	0	(12,202.10) D
11/25 AMB District 457, union dues, pac	0	(5,826.99) D
11/25 AMB HSA	0	(1,502.83) D
11/25 AMB ASRS	0	(12,179.07) D

6116421002 Superstition FMD Ground Transport Fund **Ending Balance: 379,663.45**

**Warrant Detail**

Payee Name	Warrant	Amount	Issue Dt	Status Dt	Voucher
<b>6116421002 Superstition FMD Ground Transport Fund</b>					Account Total: 193,667.71
Fund: 1130					Fund Total: 191,581.24
Status: OUTS					Status Total: 43,736.78 <span style="border: 1px solid black; border-radius: 50%; padding: 2px;">H</span>
HARLAN L SCHERER	1130004201	111.69	08/12/20	08/12/20	
HEALTH CHOICE ARIZONA	1130004291	1,227.77	09/16/20	09/17/20	
SHOPPERS SUPPLY, LLC	1130004316	61.29	09/23/20	09/24/20	
JULIE A LARSON	1130004382	103.31	10/21/20	10/21/20	
JULIE A LARSON	1130004383	111.39	10/21/20	10/21/20	
PHOENIX TECHNOLOGY SOLUTIONS	1130004389	33.00	10/21/20	10/21/20	
ABATIX CORP	1130004396	1,591.21	10/28/20	10/28/20	
APACHE JUNCTION UNIFIED	1130004414	1,853.66	11/10/20	11/12/20	
WEX BANK, INC.	1130004432	464.82	11/10/20	11/12/20	
BLUE CROSS BLUE SHIELD	1130004456	71.87	11/18/20	11/18/20	
BLUE CROSS BLUE SHIELD	1130004458	87.11	11/18/20	11/18/20	
AHCCCS	1130004459	93.94	11/18/20	11/18/20	
SANDRA S GERST	1130004461	95.08	11/18/20	11/18/20	



Pinal County Treasurer

Monthly Statement

Date Range: 11/1/2020 to 11/30/2020

PATRICIA J WARNER	1130004463	103.46	11/18/20	11/18/20
ARIZONA COMPLETE HEALTH	1130004464	591.57	11/18/20	11/18/20
PROPHET NETWORK INTEGRATION,IN	1130004466	230.60	11/18/20	11/18/20
AETNA BEHAVIORAL HEALTH, LLC	1130004474	184.32	11/24/20	11/24/20
WATER UTILITIES COMM FD DBA	1130004475	31.66	11/24/20	11/24/20
ARIZONA WATER COMPANY, INC.	1130004476	109.62	11/24/20	11/24/20
AT&T CORP	1130004477	426.28	11/24/20	11/24/20
BANNER GOLDFIELD MEDICAL CEN	1130004478	606.30	11/24/20	11/24/20
BANNER GATEWAY MEDICAL CENTER	1130004479	4.40	11/24/20	11/24/20
BANNER BAYWOOD MEDICAL CENTER	1130004480	412.20	11/24/20	11/24/20
BOUND TREE MEDICAL LLC	1130004481	15,179.47	11/24/20	11/24/20
DELTA DENTAL OF ARIZONA	1130004482	798.45	11/24/20	11/24/20
DELTA DENTAL INSURANCE COMPANY	1130004483	111.81	11/24/20	11/24/20
BANNER DESERT MEDICAL CENTER	1130004484	4.00	11/24/20	11/24/20
LIBERTY WATER COMPANY, INC.	1130004485	42.84	11/24/20	11/24/20
MESA DISCOUNT, INC	1130004486	1,246.66	11/24/20	11/24/20
MOUNTAIN VISTA MEDICAL CENTER	1130004487	11,405.58	11/24/20	11/24/20
RIGHT AWAY DISPOSAL, LLC	1130004488	115.70	11/24/20	11/24/20
MATLICK ENTERPRISES INC DBA	1130004490	878.97	11/24/20	11/24/20
VISION SERVICE PLAN	1130004491	182.78	11/24/20	11/24/20
STRYKER SALES CORPORATION	1130004492	5,163.97	11/24/20	11/24/20
Status: PAID				Status Total: 147,605.55

AETNA BEHAVIORAL HEALTH, LLC	1130004360	192.00	10/21/20	11/12/20
APACHE OXY-MED INC DBA	1130004362	168.00	10/21/20	11/02/20
AZ JCT OF HEALTH SERVICES	1130004364	250.00	10/21/20	11/03/20
BANNER GOLDFIELD MEDICAL CEN	1130004365	483.60	10/21/20	11/02/20
BANNER BAYWOOD MEDICAL CENTER	1130004366	103.10	10/21/20	11/02/20
BUD'S BULK ICE SERVICE, INC	1130004368	336.66	10/21/20	11/02/20
BANNER DESERT MEDICAL CENTER	1130004371	132.00	10/21/20	11/02/20
FRONTIER SHOP SUPPLIES, INC	1130004373	22.76	10/21/20	11/06/20
GALLOWAY ASSET MANAGEMENT, LLC	1130004374	237.50	10/21/20	11/17/20
MEDLINE INDUSTRIES, INC.	1130004379	3,326.25	10/21/20	11/03/20
DONALD TATAREN	1130004380	1,164.75	10/21/20	11/20/20
MICHAEL CREEK	1130004381	958.60	10/21/20	11/04/20
AETNA LIFE INSURANCE	1130004385	93.71	10/21/20	11/20/20
DONNA B CAVIN	1130004386	1,189.47	10/21/20	11/02/20
UNITED HEALTHCARE INSURANCE CO	1130004393	14,057.44	10/21/20	11/02/20
ARIZONA AMBULANCE ASSOC.	1130004397	780.00	10/28/20	11/09/20
DAVID DELP DBA	1130004398	812.18	10/28/20	11/10/20
APACHE JUNCTION UNIFIED	1130004399	2,357.00	10/28/20	11/17/20
WATER UTILITIES COMM FD DBA	1130004400	131.60	10/28/20	11/13/20
ARIZONA WATER COMPANY, INC.	1130004401	22.08	10/28/20	11/06/20
AT&T CORP	1130004402	426.28	10/28/20	11/06/20
BANNER IRONWOOD MEDICAL CENTER	1130004403	24.20	10/28/20	11/03/20
BOUND TREE MEDICAL LLC	1130004404	16,854.46	10/28/20	11/04/20
CITY OF MESA	1130004405	12,803.29	10/28/20	11/09/20
DELTA DENTAL OF ARIZONA	1130004406	963.49	10/28/20	11/06/20
FIRST CHOICE AUTO GLASS, INC.	1130004407	296.60	10/28/20	11/17/20
ADVANCED DATA PROCESSING, INC	1130004408	12,951.84	10/28/20	11/03/20
PIONEER DISTRIBUTING CO., INC.	1130004409	77.44	10/28/20	11/04/20
SOUTHWEST GAS CORPORATION	1130004410	33.68	10/28/20	11/06/20
SUPERSTITION SAFETY SERV, LLC	1130004411	80.00	10/28/20	11/06/20
WAXIE'S ENTERPRISES, INC	1130004412	6.24	10/28/20	11/04/20
AMERICAN GAS PROPANE LP	1130004413	645.72	11/10/20	11/20/20
APACHE OXY-MED INC DBA	1130004415	620.00	11/10/20	11/18/20
ARIZONA WATER COMPANY, INC.	1130004416	94.69	11/10/20	11/19/20
ARIZONAWATERCONDITIONING DBA	1130004417	129.85	11/10/20	11/23/20
BOUND TREE MEDICAL LLC	1130004418	5,567.78	11/10/20	11/17/20
BPCWS, PLLC	1130004419	2,252.10	11/10/20	11/19/20
BUD'S BULK ICE SERVICE, INC	1130004420	289.60	11/10/20	11/23/20
CINDY ELBERT INSURANCE SERVICE	1130004421	6,791.50	11/10/20	11/19/20
CITY OF APACHE JUNCTION	1130004422	1,449.18	11/10/20	11/24/20



Pinal County Treasurer

Monthly Statement

Date Range: 11/1/2020 to 11/30/2020

ROBERT E DEBOW JR. CONST, INC.	1130004423	4,592.00	11/10/20	11/18/20
ST HELEN AUTO & HARDWARE, INC.	1130004424	52.85	11/10/20	11/30/20
LIQUIDSPRING, LLC	1130004425	2,506.70	11/10/20	11/18/20
MEDIACOM	1130004426	1,716.36	11/10/20	11/18/20
MEDIACOM	1130004427	171.70	11/10/20	11/18/20
MEDLINE INDUSTRIES, INC.	1130004428	716.69	11/10/20	11/10/20
CENTURYLINK	1130004429	314.43	11/10/20	11/19/20
SALT RIVER PROJECT	1130004430	1,952.17	11/10/20	11/23/20
SAN TAN FORD	1130004431	549.28	11/10/20	11/18/20
SOLVENT RECY-CLEAN, INC	1130004433	37.67	11/10/20	11/18/20
SUPERSTITION MOUNTAINS CFD #1	1130004434	85.80	11/10/20	11/19/20
SUPERIOR PRINTING INC DBA	1130004435	189.22	11/10/20	11/19/20
SOUTHWEST GROUND CONTROL, LLC	1130004436	338.35	11/10/20	11/24/20
TOSHIBA BUSINESS SOLUTIONS, INC	1130004437	172.18	11/10/20	11/17/20
MATLICK ENTERPRISES INC DBA	1130004438	486.96	11/10/20	11/18/20
UNIFIRST CORPORATION	1130004439	280.61	11/10/20	11/24/20
VERIZON WIRELESS SERVICES LLC	1130004440	440.13	11/10/20	11/18/20
ACCUSEARCH	1130004441	59.00	11/18/20	11/25/20
AFLAC	1130004442	113.12	11/18/20	11/25/20
WATER UTILITIES COMM FD DBA	1130004443	102.11	11/18/20	11/30/20
ARIZONA WATER COMPANY, INC.	1130004444	109.62	11/18/20	11/30/20
AZ DPS	1130004445	44.00	11/18/20	11/25/20
BANNER OCCUPATIONAL HEALTH	1130004446	65.00	11/18/20	11/24/20
BRENDEN ESPIE	1130004447	145.84	11/18/20	11/24/20
BONNIE TREE MEDICAL LLC	1130004448	4,695.26	11/18/20	11/24/20
CH...	1130004449	1,796.88	11/18/20	11/25/20
CITY OF MESA	1130004450	17,035.56	11/18/20	11/30/20
COOKSON DOOR SALES OF AZ, INC	1130004451	218.66	11/18/20	11/25/20
ELLIOTT AUTO SUPPLY CO, INC.	1130004452	221.09	11/18/20	11/30/20
KANSAS STATE BANK OF MANHATTAN	1130004453	79.20	11/18/20	11/30/20
MEDIACOM	1130004454	43.32	11/18/20	11/25/20
NORIDIAN MEDICARE JF PART B	1130004455	439.12	11/18/20	11/25/20
NORIDIAN MEDICARE JF PART B	1130004457	281.71	11/18/20	11/25/20
NORIDIAN MEDICARE PART B	1130004460	348.76	11/18/20	11/25/20
EVERETT M IRBY	1130004462	1,074.31	11/18/20	11/24/20
CADWELL IRREVOCABLE TRUST III	1130004465	132.17	11/18/20	11/24/20
PROSHRED SECURITY ARIZONA	1130004467	23.34	11/18/20	11/25/20
PHOENIX TECHNOLOGY SOLUTIONS	1130004468	33.00	11/18/20	11/30/20
PETTY CASHIER/ROGER WOOD	1130004469	91.00	11/18/20	11/23/20
STANDARD INSURANCE COMPANY	1130004470	631.03	11/18/20	11/25/20
TELEFLEX LLC	1130004471	3,632.30	11/18/20	11/24/20
MATLICK ENTERPRISES INC DBA	1130004472	495.57	11/18/20	11/25/20
UNITED HEALTHCARE INSURANCE CO	1130004473	11,914.84	11/18/20	11/30/20
Status: VOID				Status Total: 238.91
HEALTH CHOICE ARIZONA	1130003944	238.91	05/06/20	11/24/20
Fund: 1131				Fund Total: 2,086.47
Status: OUTS				Status Total: 556.32
AZ FF RETIREE HEALTH TRUST FUND	1131000532	150.00	06/26/20	06/24/20
JAMES R. VAUGHN, PC TRUST ACCOUNT	1131000555	281.32	11/27/20	11/24/20
AZ FF RETIREE HEALTH TRUST FUND	1131000556	125.00	11/27/20	11/24/20
Status: PAID				Status Total: 1,530.15
JAMES R. VAUGHN, PC TRUST ACCOUNT	1131000547	249.65	10/02/20	11/04/20
JAMES R. VAUGHN, PC TRUST ACCOUNT	1131000551	690.43	10/30/20	11/04/20
AZ FF RETIREE HEALTH TRUST FUND	1131000552	125.00	10/30/20	11/04/20
JAMES R. VAUGHN, PC TRUST ACCOUNT	1131000553	340.07	11/13/20	11/19/20
AZ FF RETIREE HEALTH TRUST FUND	1131000554	125.00	11/13/20	11/18/20

Count Amount

Total OUTS: 37 44,293.10  
 Total PAID: 88 149,135.70



Pinal County Treasurer

Monthly Statement

Date Range: 11/1/2020 to 11/30/2020

Total VOID:

1

238.91

---







Control No. 354511

# Pinal County Treasurer Pending Treasurer Receipt

Treasurer's Office Use

Receipt No.:

Posted By:

Receipt Date: 11/5/2020 Cash: \$0.00 Submitted By: JenniferBurke1  
 Total Amount: \$58,245.00 Check: \$0.00 Department: Superstition Fire & Medical District  
 Wire/Direct Deposit: \$58,245.00  
 Credit Card: \$0.00

GL	Source	Cost	Object	Subsid	Subled	Type	Notes	Amount
6116421002	73160.0						WIRED MONEY TO GROUND TRANSPORT FUND	\$58,245.00

C-1

**Superstition Fire & Medical District**

**AR Payment Register (Detail)**

Bank ID: Equal To M

Check No. / Payment ID	Payee Name / Customer Name	Invoice No. / Account Number	Amount Paid
<b>BANK: M - GROUND TRANSPORT FUND CHECKING</b>			
<b>DEPOSIT: 2,894</b>	<b>DATE: 11/18/20</b>		
120403	McNeil & Co/inv 6171/ck 120403	Check	\$296.60
	McNeil & Company (MCNECO)	Invoice : 006171	\$296.60
		<b>CHECK # 120403 TOTAL:</b>	<u>\$296.60</u>
		<b>DEPOSIT 2,894 TOTAL:</b>	<u>\$296.60</u>
		<b>TOTAL FOR BANK ID: M</b>	<u><u>\$296.60</u></u>
		<b>GRAND TOTAL OF ALL CHECKS:</b>	\$296.60
		<b>GRAND TOTAL OF ALL CREDIT CARDS:</b>	\$0.00
		<b>GRAND TOTAL OF ALL CASH:</b>	\$0.00
		<b>GRAND TOTAL OF ALL EFT:</b>	\$0.00
		<b>GRAND TOTAL OF ALL PAYMENTS:</b>	<u>\$296.60</u>
		<b>GRAND TOTAL OF ALL ADJUSTMENTS:</b>	\$0.00
		<b>COMBINED TOTAL:</b>	<u><u>\$296.60</u></u>

*C-2*



# Pinal County Treasurer

## Pending Treasurer Receipt

Control No. 355056

Treasurer's Office Use

Receipt No.:

Posted By:

Receipt Date: 11/19/2020 Cash: \$0.00 Submitted By: JenniferBurke1  
 Total Amount: \$139,020.00 Check: \$0.00 Department: Superstition Fire & Medical District  
 Wire/Direct Deposit: \$139,020.00  
 Credit Card: \$0.00

GL	Source	Cost	Object	Subsid	Subled	Type	Notes	Amount
6116421002	73160.0						WIRED MONEY TO GROUND TRANSPORT FUND	\$139,020.00

C3



# Pinal County Treasurer Pending Treasurer Receipt

Control No. 355350

Treasurer's Office Use


Receipt No.:

Posted By:

Receipt Date: 11/30/2020      Cash: \$0.00      Submitted By: JenniferBurke1  
 Total Amount: \$76,330.00      Check: \$0.00      Department: Superstition Fire & Medical District  
                                          Wire/Direct Deposit: \$76,330.00  
                                          Credit Card: \$0.00

GL	Source	Cost	Object	Subsid	Subled	Type	Notes	Amount
6116421002	73160.0						WIRED MONEY TO GROUND TRANSPORT FUND	\$76,330.00

*c-f*



# TREASURER AGENCY SERVICES

PINAL COUNTY  
OFFICE OF THE TREASURER

Jennifer Burke Superstition Fire & Medical District [Home](#) [Contact Us](#) [Help](#) [Logout](#)

- Inquiry ▲
- GL Accounts
- GL Transactions
- Warrant Search
- Treasurer Receipts
- Warrant Maintenance ▲
- Warrant Accounts
- Add New Warrant
- Bulk Upload Warrants
- Fund Transfers ▲
- Fund Transfer
- Bulk Upload Transfers
- Treasurer Receipts ▲
- Add New Receipt
- Upload Receipt File
- Reports ▲
- Monthly Statement
- Tax Distribution
- Top 50 Tax Payers
- Authority Assessments
- Authority Tax Payments
- Warrants Over 1 Year
- School Summary
- LOC Advances Summary
- Tax Adjustments by Auth
- Profile ▲
- My Profile

## General Ledger Transactions

### Advanced Search

GL Account:  Notes:

Source Code:

Post Date Range:  to  Amount Range:  to

Source Category:  Income  Transfers Credit  Transfers Debit  Disbursements

GL	Post Date	SC	Notes	Doc	Doc Ref	Amount
6116421001	11/2/2020	73750.0	Correct 10/30/20 Payroll HSA Funding	TR		(\$80.00)
6116421002	11/2/2020	73750.0	Correct 10/30/20 Payroll HSA Funding	TR		\$80.00
6116421002	11/3/2020	73750.0	Correct 10/30/20 Payroll HSA Funding	TR		(\$160.00)
6116421001	11/3/2020	73750.0	Correct 10/30/20 Payroll HSA Funding	TR		\$160.00
						<b>\$0.00</b>

◀ ◁ 1 Page 1 of 1 ▶ ▷ 20 ▼ 1 - 4 of 4 items

D

Using a modern browser ensures the best user experience on this website.  
You can check your browser is up to date by clicking [Browser Compatability Check](#).



# TREASURER AGENCY SERVICES

PINAL COUNTY  
OF GREATER OPPORTUNITY

Roger Wood Superstition Fire & Medical District [Home](#) [Contact Us](#) [Help](#) [Logout](#)

- Inquiry ▲
- GL Accounts
- GL Transactions
- Warrant Search
- Treasurer Receipts
- Warrant Maintenance ▲
- Warrant Accounts
- Add New Warrant
- Bulk Upload Warrants
- Fund Transfers ▲
- Fund Transfer
- Bulk Upload Transfers
- Treasurer Receipts ▲
- Add New Receipt
- Upload Receipt File
- Reports ▲
- Monthly Statement
- Tax Distribution
- Top 50 Tax Payers
- Authority Assessments
- Authority Tax Payments
- Warrants Over 1 Year
- School Summary
- LOC Advances Summary
- Tax Adjustments by Auth
- Profile ▲
- My Profile

## New Fund Transfer

### Add New Fund Amount

Revenue/Expense:  To/From:  GL Account:

Amount:  Notes:

**Fund Amount Added!**

	GL Account	Source	Source Desc	Notes	Amount
✘	6116421002	73750.0	Revenue Transfer	Payroll funding due to employee transfer	(\$3,157.36)
✘	6116421001	73750.0	Revenue Transfer	Payroll funding due to employee transfer	\$3,157.36

D

Using a modern browser ensures the best user experience on this website.  
You can check your browser is up to date by clicking [Browser Compatability Check](#).

**Superstition Fire & Judicial District**  
GL Account Ledger - Detail By Period  
11/1/2020 through 11/30/2020

Batch	Journal	Entry #	Date	Job	Document	Description	Debits	Credits	Balance
150-10-10150-10						<b>PAYROLL ACCOUNT (TRANSPORT)</b>			
17905	PR	781601	11/13/20		553 - 4763	Payroll All Freq 11/8/2020	-	36,333.75	(\$617,779.97)
17906	J	781628	11/13/20		RE70	Paydate 111320 Rcls	-	12,420.12	(654,113.72)
17906	J	781632	11/13/20		RE70	Paydate 111320 Rcls	-	1,502.83	(666,533.84)
17906	J	781639	11/13/20		RE70	Paydate 111320 Rcls	-	11,928.96	(668,036.67)
17939	PR	782314	11/27/20		555 - 4803	Payroll All Freq 11/22/2020	-	37,727.50	(679,965.63)
17946	J	782363	11/27/20		RE70	Paydate 112720 Rcls	-	12,202.10	(717,693.13)
17946	J	782367	11/27/20		RE70	Paydate 112720 Rcls	-	1,502.83	(729,895.23)
17946	J	782374	11/27/20		RE70	Paydate 112720 Rcls	-	12,179.07	(731,398.06)
						<b>PAYROLL ACCOUNT (TRANSPORT) TOTALS:</b>	<b>\$0.00</b>	<b>\$125,797.16</b>	<b>(\$743,577.13)</b>

**TOTAL OF LEDGER:** \$0.00      **\$125,797.16** **(F)**  
**(\$743,577.13)**



# Commercial Checking Acct Public Funds

Account number: 4942920083 ■ November 1, 2020 - November 30, 2020 ■ Page 1 of 6

**WELLS  
FARGO**

SUPERSTITION FIRE & MEDICAL DISTRICT  
GROUND TRANSPORTATION  
565 N IDAHO RD  
APACHE JUNCTION AZ 85119-4014

## Questions?

Call your Customer Service Officer or Client Services  
**1-800-AT WELLS** (1-800-289-3557)  
5:00 AM TO 6:00 PM Pacific Time Monday - Friday

Online: [wellsfargo.com](http://wellsfargo.com)

Write: Wells Fargo Bank, N.A. (182)  
PO Box 63020  
San Francisco, CA 94163

## Account summary

### Commercial Checking Acct Public Funds

Account number	Beginning balance	Total credits	Total debits	Ending balance
4942920083	\$16,831.38	\$258,473.25	-\$275,298.04	\$6.59

## Credits

### Electronic deposits/bank credits

Effective date	Posted date	Amount	Transaction detail
	11/02	594.00	Merchant Service Merch Dep 201030 8029396648 Superstition Fire and
	11/02	50.00	Merchant Service Merch Dep 201031 8029396648 Superstition Fire and
	11/02	890.12	Optum Lifepoint Hcclaimpmt 091000017963018 TRN*1*000000000130154*1272337487~
	11/02	609.40	Hhp Texas Hcclaimpmt 201102 362703 TRN*1*011840012814905*1610994632\
	11/02	92.03	Mercy Care Plan Hcclaimpmt 201030 00145658 TRN*1*5646519*1860527381*Altcs General\
	11/03	190.00	Merchant Service Merch Dep 201101 8029396648 Superstition Fire and
	11/03	25.00	Merchant Service Merch Dep 201102 8029396648 Superstition Fire and
	11/03	518.07	Humana Ins CO Hcclaimpmt 201103 362703 TRN*1*001290053428845*1391263473\
	11/03	456.15	Hhp Texas Hcclaimpmt 201103 362703 TRN*1*011840012817226*1610994632\
	11/03	420.05	Bcbs of Arizona Hcclaimpmt 201030 1184003220 TRN*1*526652119*1860004538\
	11/03	248.26	Aetna H09 Hcclaimpmt 1184003220 TRN*1*161029200362031*1066033492\
	11/04	250.00	Merchant Service Merch Dep 201103 8029396648 Superstition Fire and
	11/04	6,647.95	Noridian Azutmt Hcclaimpmt 201102 1184003220 TRN*1*892825526*1450173185~
	11/04	2,215.41	Mercy Care Plan Hcclaimpmt 201103 00145658 TRN*1*5649236*1860527381*Altcs General\
	11/04	1,779.67	Medisun Claims Hcclaimpmt 201103 202001381001073 TRN*1*121442*1860522728*56623\

**Electronic deposits/bank credits (continued)**

Effective date	Posted date	Amount	Transaction detail
11/04		1,464.89	Cigna Hcclaimpmt 103120 1184003220 TRN*1*201031090049332*1591031071\
11/04		1,172.22	Mercy Care Plan Hcclaimpmt 201103 00145658 TRN*1*5648587*1860527381*Ahcccs Acute\
11/04		1,158.88	Mercy Care Plan Hcclaimpmt 201103 00145658 TRN*1*5651308*1860527381* Mercy Care Advantage - S
11/04		85.70	Aetna AS01 Hcclaimpmt 1184003220 TRN*1*820304000237526*1066033492\
11/04		78.83	Mercy Care Plan Hcclaimpmt 201103 00145658 TRN*1*5650045*1860527381*DD General\
11/05		22,630.00	WT Seq#77411 Superstition Fire & Med /Org=Superstition Fire & Medical Distri Srf# Gb00000037326813 Trn#201105077411 Rfb# 524
11/05		55.00	Merchant Service Merch Dep 201104 8029396648 Superstition Fire and
11/05		427.26	Noridian Azutmt Hcclaimpmt 201103 1184003220 TRN*1*892828481*1450173185~
11/05		91.88	Bcbs of Arizona Hcclaimpmt 201103 1184003220 TRN*1*527548143*1860004538\
11/06		3,516.67	Noridian Azutmt Hcclaimpmt 201104 1184003220 TRN*1*892833083*1450173185~
11/06		1,499.64	Bcbs of Arizona Hcclaimpmt 201104 1184003220 TRN*1*527591442*1860004538\
11/06		1,394.04	Aetna AS01 Hcclaimpmt 1184003220 TRN*1*820308000233347*1066033492\
11/06		195.64	Bcbs of Arizona Hcclaimpmt 201104 1184003220 TRN*1*527592894*1860004538\
11/09		124.57	Merchant Service Merch Dep 201107 8029396648 Superstition Fire and
11/09		75.00	Merchant Service Merch Dep 201106 8029396648 Superstition Fire and
11/09		1,082.98	Noridian Azutmt Hcclaimpmt 201105 1184003220 TRN*1*892837435*1450173185~
11/09		722.00	Optum Lifepoint Hcclaimpmt 091000019152340 TRN*1*278782*1272337487~
11/09		490.27	Aetna H09 Hcclaimpmt 1184003220 TRN*1*161104200363118*1066033492\
11/09		171.78	Mercy Care Plan Hcclaimpmt 201106 00145658 TRN*1*5652399*1860527381*Altcs General\
11/09		89.29	Bcbs of Arizona Hcclaimpmt 201105 1184003220 TRN*1*527644923*1860004538\
11/09		20.00	Pnp Billpayment 110420Sett 201109 6500 Apache Junction Fire D
11/10		3,071.79	PCS Gen Trust PCS Trust 201110 Gt-0006062 Superstition Fire & ME
11/10		521.12	Aetna H09 Hcclaimpmt 1184003220 TRN*1*161105200373251*1066033492\
11/10		358.98	Noridian Azutmt Hcclaimpmt 201106 1184003220 TRN*1*892841347*1450173185~
11/12		5,393.86	Merchant Service Merch Dep 201110 8029396648 Superstition Fire and
11/12		5,585.84	Noridian Azutmt Hcclaimpmt 201109 1184003220 TRN*1*892846849*1450173185~
11/12		4,890.34	Mercy Care Plan Hcclaimpmt 201110 00145658 TRN*1*5654493*1860527381*Ahcccs Acute\

**Electronic deposits/bank credits (continued)**

<i>Effective date</i>	<i>Posted date</i>	<i>Amount</i>	<i>Transaction detail</i>
	11/12	1,918.22	Bcbs of Arizona Hcclaimpmt 201109 1184003220 TRN*1*527842529*1860004538\
	11/12	1,680.89	Cigna Hcclaimpmt 110720 1184003220 TRN*1*201107090049593*1591031071\
	11/12	1,427.63	Medisun Claims Hcclaimpmt 201110 202001414994039 TRN*1*125323*1860522728*57820\
	11/12	1,174.68	Mercy Care Plan Hcclaimpmt 201110 00145658 TRN*1*5655365*1860527381*Altcs General\
	11/12	475.40	Aetna H09 Hcclaimpmt 1184003220 TRN*1*161106200596110*1066033492\
	11/12	367.52	Palmetto Gba Hcclaimpmt 201109 1184003220 TRN*1*809249052*1571062326~
	11/12	360.30	Bcbs of Arizona Hcclaimpmt 201109 1184003220 TRN*1*527845620*1860004538\
	11/12	117.94	Mercy Care Plan Hcclaimpmt 201110 00145658 TRN*1*5656184*1860527381*DD General\
	11/13	2,062.97	Merchant Service Merch Dep 201111 8029396648 Superstition Fire and
	11/13	150.00	Merchant Service Merch Dep 201112 8029396648 Superstition Fire and
	11/13	7,655.63	Noridian Azutmt Hcclaimpmt 201110 1184003220 TRN*1*892850942*1450173185~
	11/13	3,010.63	Bcbs of Arizona Hcclaimpmt 201111 1184003220 TRN*1*527942212*1860004538\
	11/13	957.96	Aetna H09 Hcclaimpmt 1184003220 TRN*1*161109200315232*1066033492\
	11/13	528.74	Humana Ins CO Hcclaimpmt 201113 362703 TRN*1*001290053587050*1391263473\
	11/13	227.83	Optum Lifepoint Hcclaimpmt 091000011047401 TRN*1*381920*1272337487~
	11/16	187.44	Merchant Service Merch Dep 201114 8029396648 Superstition Fire and
	11/16	25.00	Merchant Service Merch Dep 201113 8029396648 Superstition Fire and
	11/16	1,616.62	Cigna Hcclaimpmt 111220 1184003220 TRN*1*201112090049573*1591031071\
	11/16	1,465.42	Aetna AS01 Hcclaimpmt 1184003220 TRN*1*820315000188062*1066033492\
	11/16	677.78	Noridian Azutmt Hcclaimpmt 201112 1184003220 TRN*1*892855723*1450173185~
	11/16	453.80	Aetna H09 Hcclaimpmt 1184003220 TRN*1*16111200323493*1066033492\
	11/16	99.96	Ahcccs Programma Hcclaimpmt 201112 202011 121394863 TRN*1*202011121394863*1866004791*Fqmb
	11/16	92.34	36 Treas 310 Misc Pay 111620 xxxxx0012 *15*097221957\GE*1*54126157\lea*1*054126123\
	11/17	1,957.07	Noridian Azutmt Hcclaimpmt 201113 1184003220 TRN*1*892860061*1450173185~
	11/17	958.42	Aetna H09 Hcclaimpmt 1184003220 TRN*1*161112200406713*1066033492\
	11/17	460.92	Humana Ins CO Hcclaimpmt 201117 362703 TRN*1*001290053686384*1391263473\
	11/17	383.76	Hhp Texas Hcclaimpmt 201117 362703 TRN*1*011840012826014*1610994632\



**Electronic deposits/bank credits (continued)**

Effective date	Posted date	Amount	Transaction detail
	11/17	298.74	Optum Lifepoint Hcclaimpmt 091000011411013 TRN*1*472608*1272337487~
	11/17	190.59	Hhp Texas Hcclaimpmt 201117 362703 TRN*1*011840012824522*1610994632\
	11/17	96.15	Bankers Life and Hcclaimpmt 041001031414866 TRN*1*476969*1360770740~
	11/18	646.05	Merchant Service Merch Dep 201117 8029396648 Superstition Fire and
	11/18	25.00	Merchant Service Merch Dep 201117 8029396648 Superstition Fire and
	11/18	1,944.27	Mercy Care Plan Hcclaimpmt 201117 00145658 TRN*1*5663257*1860527381* Mercy Care Advantage - S
	11/18	1,587.10	Bcbs of Arizona Hcclaimpmt 201116 1184003220 TRN*1*528192459*1860004538\
	11/18	1,547.26	Medisun Claims Hcclaimpmt 201117 202001453694477 TRN*1*129206*1860522728*59320\
	11/18	1,165.60	Mercy Care Plan Hcclaimpmt 201117 00145658 TRN*1*5661210*1860527381*Altcs General\
	11/18	528.74	Aetna H09 Hcclaimpmt 1184003220 TRN*1*161113200307214*1066033492\
	11/18	361.42	Noridian Azutmt Hcclaimpmt 201116 1184003220 TRN*1*892864323*1450173185~
	11/19	66,140.00	WT Seq#71313 Superstition Fire & Med /Org=Superstition Fire & Medical Distri Srf# Gb00000037665453 Trm#201119071313 Rfb# 527
	11/19	25.00	Merchant Service Merch Dep 201118 8029396648 Superstition Fire and
	11/19	2,218.19	Bcbs of Arizona Hcclaimpmt 201117 1184003220 TRN*1*528240849*1860004538\
	11/19	1,282.88	Aetna H09 Hcclaimpmt 1184003220 TRN*1*161116200318758*1066033492\
	11/19	821.60	Noridian Azutmt Hcclaimpmt 201117 1184003220 TRN*1*892868479*1450173185~
	11/19	460.16	Optum Lifepoint Hcclaimpmt 091000011692031 TRN*1*534992*1272337487~
	11/20	525.00	Merchant Service Merch Dep 201119 8029396648 Superstition Fire and
	11/20	1,666.27	Aetna AS01 Hcclaimpmt 1184003220 TRN*1*820322000311448*1066033492\
	11/20	1,616.38	Bcbs of Arizona Hcclaimpmt 201118 1184003220 TRN*1*528290257*1860004538\
	11/20	1,396.80	Noridian Azutmt Hcclaimpmt 201118 1184003220 TRN*1*892872429*1450173185~
	11/20	1,178.54	Aetna AS01 Hcclaimpmt 1184003220 TRN*1*820322000311447*1066033492\
	11/20	1,074.78	Ahcccs Programma Hcclaimpmt 201118 202011181401273 TRN*1*202011181401273*1866004791*Ffsv
	11/20	466.04	Medisun Claims Hcclaimpmt 201119 202001473726519 TRN*1*131413*1860522728*60369\
	11/20	226.70	Hhp Texas Hcclaimpmt 201120 362703 TRN*1*011840012827735*1610994632\
	11/20	226.27	Hdic Hcclaimpmt 201120 362703 TRN*1*017370011141950*1390714280\
	11/20	173.06	Humana Cha Disb Hcclaimpmt 201120 362703 TRN*1*014840101874443*1611013183\

**Electronic deposits/bank credits (continued)**

Effective date	Posted date	Amount	Transaction detail
11/23		763.63	Merchant Service Merch Dep 201121 8029396648 Superstition Fire and
11/23		1,566.97	Cigna Hcclaimpmt 112020 1184003220 TRN*1*201119070000002*1060303370\
11/23		1,279.69	Noridian Azutmt Hcclaimpmt 201119 1184003220 TRN*1*892876881*1450173185~
11/23		400.00	Pnp Billpayment 111820Sett 201123 6500 Apache Junction Fire D
11/23		387.94	Mercy Care Plan Hcclaimpmt 201120 00145658 TRN*1*5664335*1860527381*Altcs General\
11/23		250.00	Pnp Billpayment 111720Sett 201123 6500 Apache Junction Fire D
11/23		115.04	Bcbs of Arizona Hcclaimpmt 201119 1184003220 TRN*1*528348513*1860004538\
11/24		91.38	Merchant Service Merch Dep 201123 8029396648 Superstition Fire and
11/24		25.00	Merchant Service Merch Dep 201122 8029396648 Superstition Fire and
11/24		751.98	Hhp Texas Hcclaimpmt 201124 362703 TRN*1*011840012831236*1610994632\
11/24		380.93	Noridian Azutmt Hcclaimpmt 201120 1184003220 TRN*1*892881168*1450173185~
11/24		204.30	Humana Ins CO Hcclaimpmt 201124 362703 TRN*1*001290053772928*1391263473\
11/25		1,345.78	Merchant Service Merch Dep 201124 8029396648 Superstition Fire and
11/25		4,703.77	Mercy Care Plan Hcclaimpmt 201124 00145658 TRN*1*5666381*1860527381*Ahcccs Acute\
11/25		1,662.20	Medisun Claims Hcclaimpmt 201124 202001510511772 TRN*1*133192*1860522728*60717\
11/25		825.25	Noridian Azutmt Hcclaimpmt 201123 1184003220 TRN*1*892885013*1450173185~
11/25		574.46	Aetna H09 Hcclaimpmt 1184003220 TRN*1*161120200388935*1066033492\
11/25		241.64	Hhp Texas Hcclaimpmt 201125 362703 TRN*1*011840012831447*1610994632\
11/25		106.51	Bcbs of Arizona Hcclaimpmt 201123 1184003220 TRN*1*528543264*1860004538\
11/27		100.00	Merchant Service Merch Dep 201125 8029396648 Superstition Fire and
11/27		452.54	Aetna H09 Hcclaimpmt 1184003220 TRN*1*161123200321373*1066033492\
11/27		300.00	Pnp Billpayment 112320Sett 201127 6500 Apache Junction Fire D
11/30		36,640.00	WT Seq168538 Superstition Fire & Med /Org=Superstition Fire & Medical Distri Srf# Gb00000037907750 Trn#201130168538 Rfb# 530
11/30		75.00	Merchant Service Merch Dep 201126 8029396648 Superstition Fire and
11/30		14,053.90	Noridian Azutmt Hcclaimpmt 201124 1184003220 TRN*1*892891807*1450173185~
11/30		1,067.34	Aetna AS01 Hcclaimpmt 1184003220 TRN*1*820329000220228*1066033492\
11/30		369.96	Palmetto Gba Hcclaimpmt 201124 1184003220 TRN*1*809366020*1571062326~
		<b>\$258,473.25</b>	<b>Total electronic deposits/bank credits</b>
		<b>\$258,473.25</b>	<b>Total credits</b>



**Debits**

**Electronic debits/bank debits**

<i>Effective date</i>	<i>Posted date</i>	<i>Amount</i>	<i>Transaction detail</i>
11/02		433.04	Merchant Service Merch Fee 201031 8029396648 Superstition Fire and
11/05		58,245.00	WT Seq#77467 Pinal County /Bnf=Pinal County Master Srf# Gw00000037326928 Trn#201105077467 Rfb# 526
11/05		300.00	WT Seq#77440 Pinal County /Bnf=Pinal County Master Srf# Gw00000037327039 Trn#201105077440 Rfb# 525
11/19		139,020.00	WT Seq#71333 Pinal County /Bnf=Pinal County Master Srf# Gw00000037665322 Trn#201119071333 Rfb# 529
11/19		20.00	WT Seq#71326 Pinal County /Bnf=Pinal County Master Srf# Gw00000037665100 Trn#201119071326 Rfb# 528
11/30		76,330.00	WT Seq168602 Pinal County /Bnf=Pinal County Master Srf# Gw00000037907752 Trn#201130168602 Rfb# 532
11/30		950.00	WT Seq168573 Pinal County /Bnf=Pinal County Master Srf# Gw00000037908133 Trn#201130168573 Rfb# 531
		<b>\$275,298.04</b>	<b>Total electronic debits/bank debits</b>
		<b>\$275,298.04</b>	<b>Total debits</b>

**Daily ledger balance summary**

<i>Date</i>	<i>Balance</i>	<i>Date</i>	<i>Balance</i>	<i>Date</i>	<i>Balance</i>
10/31	16,831.38	11/10	13,337.88	11/20	8,551.38
11/02	18,633.89	11/12	36,730.50	11/23	13,314.65
11/03	20,491.42	11/13	51,324.26	11/24	14,768.24
11/04	35,344.97	11/16	55,942.62	11/25	24,227.85
11/05	4.11	11/17	60,288.27	11/27	25,080.39
11/06	6,610.10	11/18	68,093.71	11/30	6.59
11/09	9,385.99	11/19	1.54		
<b>Average daily ledger balance</b>		<b>\$23,322.25</b>			

# Commercial Checking Acct Public Funds

Account number: 4797829967 ■ November 1, 2020 - November 30, 2020 ■ Page 1 of 2

WELLS  
FARGO

SUPERSTITION FIRE & MEDICAL DISTRICT  
TRANSPORT LOCKBOX ACCOUNT  
565 N IDAHO RD  
APACHE JUNCTION AZ 85119-4014

## Questions?

Call your Customer Service Officer or Client Services  
**1-800-AT WELLS** (1-800-289-3557)  
5:00 AM TO 6:00 PM Pacific Time Monday - Friday

Online: [wellsfargo.com](http://wellsfargo.com)

Write: Wells Fargo Bank, N.A. (182)  
PO Box 63020  
San Francisco, CA 94163

## Account summary

### Commercial Checking Acct Public Funds

Account number	Beginning balance	Total credits	Total debits	Ending balance
4797829967	\$6,304.20	\$127,773.01	-\$126,405.55	\$7,671.66

(K)

## Credits

### Deposits

Effective date	Posted date	Amount	Transaction detail
	11/02	15,310.47	Wholesale Lockbox Deposit Los Angeles Box 845500 Deposit 1
	11/03	789.91	Wholesale Lockbox Deposit Los Angeles Box 845500 Deposit 1
	11/04	2,299.85	Wholesale Lockbox Deposit Los Angeles Box 845500 Deposit 1
	11/05	1,988.62	Wholesale Lockbox Deposit Los Angeles Box 845500 Deposit 1
	11/06	13,846.95	Wholesale Lockbox Deposit Los Angeles Box 845500 Deposit 1
	11/09	16,225.00	Wholesale Lockbox Deposit Los Angeles Box 845500 Deposit 1
	11/10	10,619.82	Wholesale Lockbox Deposit Los Angeles Box 845500 Deposit 1
	11/12	369.61	Wholesale Lockbox Deposit Los Angeles Box 845500 Deposit 1
	11/13	3,883.17	Wholesale Lockbox Deposit Los Angeles Box 845500 Deposit 1
	11/16	5,774.27	Wholesale Lockbox Deposit Los Angeles Box 845500 Deposit 1
	11/17	10,780.83	Wholesale Lockbox Deposit Los Angeles Box 845500 Deposit 1
	11/18	1,858.01	Wholesale Lockbox Deposit Los Angeles Box 845500 Deposit 1
	11/19	4,162.44	Wholesale Lockbox Deposit Los Angeles Box 845500 Deposit 1
	11/20	8,194.60	Wholesale Lockbox Deposit Los Angeles Box 845500 Deposit 1
	11/23	13,526.37	Wholesale Lockbox Deposit Los Angeles Box 845500 Deposit 1
	11/24	6,165.59	Wholesale Lockbox Deposit Los Angeles Box 845500 Deposit 1
	11/25	505.00	Wholesale Lockbox Deposit Los Angeles Box 845500 Deposit 1
	11/27	3,802.12	Wholesale Lockbox Deposit Los Angeles Box 845500 Deposit 1
	11/30	7,670.38	Wholesale Lockbox Deposit Los Angeles Box 845500 Deposit 1
		<b>\$127,773.01</b>	<b>Total deposits</b>
		<b>\$127,773.01</b>	<b>Total credits</b>



**Debits**

**Electronic debits/bank debits**

<i>Effective date</i>	<i>Posted date</i>	<i>Amount</i>	<i>Transaction detail</i>
11/05		22,630.00	WT Seq#77411 Superstition Fire & Med /Bnf=Superstition Fire & Medical Distri Srf# Gb00000037326813 Trn#201105077411 Rfb# 524
11/13		995.55	Deposited Item Retn Unpaid - Paper 201113
11/19		66,140.00	WT Seq#71313 Superstition Fire & Med /Bnf=Superstition Fire & Medical Distri Srf# Gb00000037665453 Trn#201119071313 Rfb# 527
11/30		36,640.00	WT Seq168538 Superstition Fire & Med /Bnf=Superstition Fire & Medical Distri Srf# Gb00000037907750 Trn#201130168538 Rfb# 530
		<b>\$126,405.55</b>	<b>Total electronic debits/bank debits</b>
		<b>\$126,405.55</b>	<b>Total debits</b>

**Daily ledger balance summary**

<i>Date</i>	<i>Balance</i>	<i>Date</i>	<i>Balance</i>	<i>Date</i>	<i>Balance</i>
10/31	6,304.20	11/10	44,754.82	11/20	12,642.20
11/02	21,614.67	11/12	45,124.43	11/23	26,168.57
11/03	22,404.58	11/13	48,012.05	11/24	32,334.16
11/04	24,704.43	11/16	53,786.32	11/25	32,839.16
1/05	4,063.05	11/17	64,567.15	11/27	36,641.28
11/06	17,910.00	11/18	66,425.16	11/30	7,671.66
11/09	34,135.00	11/19	4,447.60		
<b>Average daily ledger balance</b>		<b>\$30,485.18</b>			





December 2020						
S	M	T	W	T	F	S
29	30	1	2	3	4	5
6	7	8	9	10	11	12
13	14	15	16	17	18	19
20	21	22	23	24	25	26
27	28	29	30	31	1	2
3	4	5	6	7	8	9

New Balance  
**\$13,969.01**  
 Minimum Payment Due  
**\$2,793.00**  
 Payment Due Date  
**12/04/20**

**Late Payment Warning:** If we do not receive your minimum payment by the due date, you may have to pay a late fee, and existing and new balances may become subject to the Default APR.  
**Minimum Payment Warning:** Enroll in Auto-Pay and avoid missing a payment. To enroll, go to [www.chase.com](http://www.chase.com)

### ACCOUNT SUMMARY

Account Number: 4246 3152 5232 6481

Previous Balance	\$10,066.86
Payment, Credits	-\$10,228.05
Purchases	+\$14,130.10
Cash Advances	\$0.00
Balance Transfers	\$0.00
Fees Charged	\$0.00
Interest Charged	\$0.00
<b>New Balance</b>	<b>\$13,969.01</b>
Opening/Closing Date	10/11/20 - 11/10/20
Credit Limit	\$50,000
Available Credit	\$36,030
Cash Access Line	\$2,500
Available for Cash	\$2,500
Past Due Amount	\$0.00
Balance over the Credit Limit	\$0.00

ISDF (M)  
 \$1,796<sup>88</sup>

VENDOR # Chase  
 ACCOUNT # \_\_\_\_\_  
 APPROVAL \_\_\_\_\_  
 DATE PAID 11/18/20  
 SIGNATURE # 4449

0000001 FIS33339 C 1 Y 9 10 20/11/10 Page 1 of 3 09630 MA DA 25007 31510000010002300701

**CHASE**  
*ink.*  
 P.O. BOX 15123  
 WILMINGTON, DE 19850-5123  
 For Undeliverable Mail Only

424631525232648100279300013969010000000002

Make your payment at  
[chase.com/paycard](http://chase.com/paycard)

Payment Due Date: **12/04/20**  
 New Balance: **\$13,969.01**  
 Minimum Payment: **\$2,793.00**

Account number: 4246 3152 5232 6481

\$ \_\_\_\_\_ Amount Enclosed  
 Make/Mail to Chase Card Services at the address below:

25007 BEX 9 31520 C  
 ROGER WOOD  
 SUPERSTITION FIRE  
 565 N IDAHO RD  
 APACHE JUNCTION AZ 85119-4014

CARDMEMBER SERVICE  
 PO BOX 6294  
 CAROL STREAM IL 60197-6294

⑆ 5000 160 28⑆ 1595 25 23 2648 15⑆

# ACCOUNT ACTIVITY

Date of Transaction	Merchant Name or Transaction Description	\$ Amount
10/26	Payment ThankYou Image Check	-1,068.00
10/26	Payment ThankYou Image Check	-1,308.63
10/26	Payment ThankYou Image Check	-7,892.33
10/20	NATIONAL REGISTRY EMT 814-888-4484 OH 100F 19412 \$585 <sup>00</sup>	725.00 150F 19413 \$140 <sup>00</sup>
10/28	OFFICEMAX/DEPOT 8678 APACHE JUNCTI AZ 100F 19457 \$142 <sup>90</sup>	214.36 150F 19458 \$714 <sup>00</sup>
11/05	AZ DEPT OF REVENUE TMACCONNEL@AZ AZ 100F 19493 \$139	339.41 200F 19494 \$274 <sup>51</sup>
11/05	PNP AZ DOR TAXFEE info@pointand MI 100F 19493 \$7.98	7.98 400F 19495 \$139
	ROGER WOOD TRANSACTIONS THIS CYCLE (CARD 8481) \$6780.21- INCLUDING PAYMENTS RECEIVED	400F 19495 \$58 <sup>80</sup>
10/18	LA QUINTA INNS 0899 TUCSON AZ 19416	81.31 100F
10/18	LA QUINTA INNS 0899 TUCSON AZ 19416	81.31 100F
10/20	DAIRY QUEEN - THE THIN BENSON AZ 19416	15.26 100F
10/19	LA QUINTA INNS 0899 TUCSON AZ 19416	72.03 100F
10/19	MCDONALD'S F10511 TUCSON AZ 19416	23.54 100F
10/19	LA QUINTA INNS 0899 TUCSON AZ 19416	72.03 100F
10/22	MCDONALD'S F20575 TUCSON AZ 19416	13.24 100F
	JEREMY ROCRA TRANSACTIONS THIS CYCLE (CARD 8499) \$358.72	
10/08	KOKOPELLI'S RESTAURANT GOLD CANYON AZ 19409	183.34 100F
10/23	FRY'S FUEL 7865 APACHE JUNCTI AZ 19451	27.19 100F
10/23	FRY'S 0685 APACHE JUNCTI AZ 19451	71.98 100F
10/23	FRY'S 0685 APACHE JUNCTI AZ 19451	110.51 100F
10/23	AJ SPORTING GOODS APACHE JUNCTI AZ 19451	687.66 100F
	MIKE FARBER TRANSACTIONS THIS CYCLE (CARD 8523) \$1080.68	
10/10	JCPENNEY 2419 MESA AZ 19373	30.28 100F
10/10	HOBBY LOBBY #409 MESA AZ 19373	19.47 100F
10/15	GIBSON & BARNES 619-4402700 CA 19344	614.21 100F
	JEFF CRANMER TRANSACTIONS THIS CYCLE (CARD 8549) \$883.98	
10/27	FDSOA 248-8801884 MI 19453	389.00 100F
11/03	Center for Public Safety 703-691-4820 VA 19480	400.00 100F
	RICHARD MOONEY TRANSACTIONS THIS CYCLE (CARD 8572) \$799.00	
10/27	Dropbox*TD32DWC1RDH db.t/cchelp DE 19461	131.39 100F
	DANIEL MCKINNEY TRANSACTIONS THIS CYCLE (CARD 8614) \$131.39	
10/13	GRAMMARLY COOP3HPZ GRAMMARLY.COM CA 19374	27.53 100F
10/17	Amzn.com*214GZ4FS2 Amzn.com/bill WA 100F 19431 \$4783	71.75 150F 19432 \$2392
10/17	DNH*GODADDY.COM 480-5058865 AZ 100F 19429 \$8897	133.48 150F 19430 \$4449
10/18	DNH*GODADDY.COM 480-5058865 AZ 100F 19429 \$3023	45.34 150F 19430 \$1511
10/22	DNH*GODADDY.COM 480-5058865 AZ 100F 19429 \$5333	79.99 150F 19430 \$21660
	ANNA BUTEL TRANSACTIONS THIS CYCLE (CARD 8655) \$358.09	
10/21	AMZN Mktg US Amzn.com/bill WA 1150F 19400 - \$2703	40.54 150F 19401 - \$1351
10/08	THE HOME DEPOT 404 MESA AZ 19400	303.08 100F
10/12	Amazon.com*MK2R53QK0 Amzn.com/bill WA 100F 19400 \$3702	55.53 150F 19401 \$1851
10/14	AZ VEHICLE EMISSIONS PHOENIX AZ 19400	16.00 100F
10/15	AMZN Mktg US*MK2ANGW02 Amzn.com/bill WA 100F 19400 \$18120	271.80 150F 19401 \$9060
10/17	AMZN Mktg US*2T5PC2LJ2 Amzn.com/bill WA 100F 19400 \$2703	40.54 150F 19401 \$1351
10/28	COSTCO *BUS CENTER 827 602-274-4851 AZ 100F 19400 \$370516	555.84 150F 19401 \$18507
10/28	OFFICE DEPOT #5101 800-483-3788 AZ 100F 19400 \$5006	75.09 150F 19401 \$2503
11/04	FEDEX 532001319 MEMPHIS TN 19400	16.39 100F
11/07	Amazon.com*282NU9D90 Amzn.com/bill WA 100F 19400 \$7632	114.48 150F 19401 \$3816
11/09	SEAT COVERS UNLIMITED 435-5639505 AZ 19401	1,117.66 150F
	VAUGRN CROSHAW TRANSACTIONS THIS CYCLE (CARD 0887) \$2525.87	
10/10	ONE BEAT CPR LEARNING 855-663-2328 FL 193916	3,195.00 400F
10/15	NFPA NATL FIRE PROTECT 800-344-3555 MA 19416	122.45 100F
10/19	COSTCO WHSE #1028 MESA AZ 19416	141.90 100F
10/28	WM SUPERCENTER #1381 APACHE JUNCTI AZ 19416	70.01 100F
10/30	PROMOTIONS NOW 856-7275200 NJ 19350	81.00 100F

# ACCOUNT ACTIVITY (CONTINUED)

Date of Transaction	Merchant Name or Transaction Description	\$ Amount
10/31	FRY'S 0665 APACHE JUNCTI AZ	76.75
11/07	SHERATON TUCSON AZ	557.85
	TINA GEROLA	
	TRANSACTIONS THIS CYCLE (CARD 8473) \$4244.96	
10/16	AMZN Mktp US*2T95T0CM0 Amzn.com/bill WA	96.40
10/26	THE HOME DEPOT 404 MESA AZ	255.13
10/29	BLUE CARD COMMAND 856-8725822 AZ	1,386.00
10/29	BLUE CARD COMMAND 856-8725822 AZ	250.00
11/02	WM SUPERCENTER #1381 APACHE JUNCTI AZ	43.56
11/04	AMZN Mktp US*284X22H21 Amzn.com/bill WA	38.25
	FOX TANNER	
	TRANSACTIONS THIS CYCLE (CARD 2689) \$2069.34	
11/06	AMZN Mktp US Amzn.com/bill WA	-120.55
10/27	AZ BOARD OF PHARMACY 602-771-2740 AZ	200.25
10/31	AMZN Mktp US*280V0L72 Amzn.com/bill WA	120.55
11/09	VIRTUAL SYMPOSIUM STRIPE.COM WA	250.00
	KELLY BARTZ	
	TRANSACTIONS THIS CYCLE (CARD 3849) \$450.25	

2020 Totals Year-to-Date	
Total fees charged in 2020	\$0.00
Total interest charged in 2020	\$0.00

Year-to-date totals do not reflect any fee or interest refunds you may have received.

## INTEREST CHARGES

Your Annual Percentage Rate (APR) is the annual interest rate on your account.

Balance Type	Annual Percentage Rate (APR)	Balance Subject To Interest Rate	Interest Charges
<b>PURCHASES</b>			
Purchases	10.24%(v)(d)	- 0 -	- 0 -
<b>CASH ADVANCES</b>			
Cash Advances	19.24%(v)(d)	- 0 -	- 0 -
<b>BALANCE TRANSFERS</b>			
Balance Transfer	10.24%(v)(d)	- 0 -	- 0 -

31 Days in Billing Period

- (v) = Variable Rate
- (d) = Daily Balance Method (including new transactions)
- (a) = Average Daily Balance Method (including new transactions)

Please see Information About Your Account section for the Calculation of Balance Subject to Interest Rate, Annual Renewal Notice, How to Avoid Interest on Purchases, and other important information, as applicable.



**Superstition Fire & Medical District  
Monthly Pinal County Treasurer's Bank Account Reconciliation**

**200 Capital Projects Fund**

**Reconciliation References:**

- A Previous month's bank ending balance / current month's bank beginning balance
- B Interest Income
- C Current month's revenue transfer from the 100 Fund
- D Current month's property tax receipts (real and personal)
- E Current month's SRP contribution
- F Current month's Accounts Payable disbursements
- G Current month's refunded interest
- H Current month's bank ending balance
- I Cash Balance per G/L Balance Sheet
- J Chase MasterCard credit card payment – warrant #1107000619 (paid 11/18/2020)



**Superstition Fire & Medical District  
Capital Project (Fund 200) Cash Reconciliation  
Fiscal Year 2019- 2020  
11/30/2020**

	Deposits (Cash Receipts)	Cash Disbursements	Book Balance
Book Balance as of: 11/1/2020			\$957,100.53 (A)
<u>Activity During the Month</u>			
Journal Entries:			
Interest Income (Expense):	695.33		695.33 (B)
Deposits			-
Revenue Transfer	456.09		456.09 (C)
Cash Receipts			
2017 Real Estate Taxes			-
2018 Real Estate Taxes			-
2019 Real Estate Taxes	669.50		669.50
2020 Real Estate Taxes	69,721.20		69,721.20 (D)
2017 Pers. Prop. Taxes	34.83		34.83
2018 Pers. Prop. Taxes	52.49		52.49
2019 Pers. Prop. Taxes	202.72		202.72
2020 Pers. Prop. Taxes	6,701.36		6,701.36
SRP Contributions	14,207.85		14,207.85 (E)
Cash Disbursements			
A) Accounts Payable		(120,164.84)	(120,164.84) (F)
B) Transfer In / Out			-
C) Refund Interest		(0.01)	(0.01) (G)
	\$92,741.37	(120,164.85)	\$929,677.05

Pinal County Bank Balance

Ending Bank Balance as of: 11/30/2020      Balance from YTD Column      \$ 929,677.05 (H)

Less: Outstanding Warrants  
Less:

Check #

\$ 929,677.05

Prepared by: [Signature] 12/2/2020  
Reviewed by: [Signature] 12/4/2020

Balance per B/S \$ 929,677.05 (I)

Difference \$ -



Pinal County Treasurer

Monthly Statement

Date Range: 11/1/2020 to 11/30/2020

Account	Period	YTD		
<b>6116421101</b>	<b>Superstition Fire &amp; Medical Dist Capital Projects</b>			
Begin Balance:	(A) 957,100.53	597,523.74		
Income:	92,741.37	587,973.05		
LOC Advance:	.00	.00		
Expense:	(120,164.85)	(255,819.74)	LOC:	.00
LOC Payments:	.00	.00	Warrants Outstanding:	.00
Cash Balance:	(H) 929,677.05	929,677.05	End:	929,677.05

Monthly Statement Summary

Source Code	Description	MTDAmount	YTDAmount
<b>6116421101</b>	<b>Superstition Fire &amp; Medical Dist Capital Projects</b>	<b>Beginning Balance:</b> 957,100.53	597,523.74
11100.2017	2017 Real Estate Taxes	.00	(314.15)
11100.2018	2018 Real Estate Taxes	.00	4.54
11100.2019	2019 Real Estate Taxes	669.50	5,378.38
11100.2020	2020 Real Estate Taxes	69,721.20	518,385.61
12100.2017	2017 Personal Property Taxes	34.83	141.89
12100.2018	2018 Personal Property Taxes	52.49	(1,323.58)
12100.2019	2019 Personal Property Taxes	202.72	1,177.67
12100.2020	2020 Personal Property Taxes	6,701.36	47,862.36
14 .0	Salt River Contribution	14,207.85	14,207.85
21100.43	Wells Fargo Trust Investment Interest	.12	.49
21100.46	Wells Fargo Investment Investment Interest	218.69	232.28
21100.47	WF Money Market Investment Interest	3.55	57.20
21100.48	WF Brokerage Account Investment Interest	.00	2.80
21100.55	Multi-Bank Securities Investment Interest	2.71	145.87
21100.70	Vining Sparks Investment Interest	342.05	1,167.53
21100.80	Stifel Nicolaus & Company Investment Interest	128.21	352.08
73750.0	Revenue Transfer	456.09	494.23
90400.0	Refund Interest	(.01)	(1.79)
90930.0	Warrants Redeemed	(120,164.84)	(255,817.95)
	<b>Ending Balance:</b>	<b>929,677.05</b>	<b>929,677.05</b>

Handwritten notes: (D) \$77,382.10, (E), (B) \$695.33, (C), (F), (G)

Monthly Statement Detail

Date	Notes	Doc #	Amount	C/D
<b>6116421101 Superstition Fire &amp; Medical Dist Capital Projects</b>			<b>Beginning Balance: 957,100.53</b>	
11100.2019	2019 Real Estate Taxes		Source Code Total: 669.50	
11/02	Tax Distribution	0	23.67	C
11/03	Tax Distribution	0	4.50	C
11/03	Tax Distribution	0	15.75	C
11/04	Tax Distribution	0	12.29	C
11/04	Tax Distribution	0	82.15	C
11/04	Tax Distribution	0	8.77	C
11/04	Tax Distribution	0	11.18	C
11/05	Tax Distribution	0	18.92	C
11/06	Tax Distribution	0	22.55	C
11/09	Tax Distribution	0	6.26	C
11/10	Tax Distribution	0	.41	C
11/10	Tax Distribution	0	3.40	C
11/12	Tax Distribution	0	13.37	C
11/12	Tax Distribution	0	11.58	C
11/13	Tax Distribution	0	18.51	C
11/17	Tax Distribution	0	126.71	C



Pinal County Treasurer

Monthly Statement

Date Range: 11/1/2020 to 11/30/2020

11/18 Tax Distribution	0	15.50	C
11/19 Tax Distribution	0	5.60	C
11/23 Tax Distribution	0	14.94	C
11/23 Tax Distribution	0	7.38	C
11/23 Tax Distribution	0	7.45	C
11/24 Tax Distribution	0	23.16	C
11/25 Tax Distribution	0	47.15	C
11/30 Tax Distribution	0	55.77	C
11/30 Tax Distribution	0	108.62	C
11/30 Tax Distribution	0	3.91	C
11100.2020 2020 Real Estate Taxes		Source Code Total: 69,721.20	
11/02 Tax Distribution	0	555.65	C
11/02 Tax Distribution	0	5,237.25	C
11/02 Tax Distribution	0	476.61	C
11/02 Tax Distribution	0	713.21	C
11/02 Tax Distribution	0	51.46	C
11/02 Tax Distribution	0	880.55	C
11/03 Tax Distribution	0	(29.28)	C
11/03 Tax Distribution	0	1,467.16	C
11/03 Tax Distribution	0	2,046.06	C
11/03 Tax Distribution	0	2,799.29	C
11/03 Tax Distribution	0	2,331.28	C
11/03 Tax Distribution	0	778.27	C
11/03 Tax Distribution	0	518.81	C
11/03 Tax Distribution	0	2,044.97	C
11/04 Tax Distribution	0	(7.41)	C
11/04 Tax Distribution	0	4,288.53	C
11/04 Tax Distribution	0	272.07	C
11/04 Tax Distribution	0	326.00	C
11/04 Tax Distribution	0	262.82	C
11/04 Tax Distribution	0	1,075.38	C
11/04 Tax Distribution	0	1,574.23	C
11/05 Tax Distribution	0	(48.38)	C
11/05 Tax Distribution	0	408.10	C
11/05 Tax Distribution	0	1,779.60	C
11/05 Tax Distribution	0	942.51	C
11/05 Tax Distribution	0	84.32	C
11/05 Tax Distribution	0	209.97	C
11/05 Tax Distribution	0	80.51	C
11/06 Tax Distribution	0	(13.21)	C
11/06 Tax Distribution	0	(25.57)	C
11/06 Tax Distribution	0	153.96	C
11/06 Tax Distribution	0	4,823.47	C
11/06 Tax Distribution	0	461.80	C
11/09 Tax Distribution	0	818.37	C
11/09 Tax Distribution	0	283.39	C
11/09 Tax Distribution	0	1,197.11	C
11/09 Tax Distribution	0	1,079.35	C
11/10 Tax Distribution	0	253.98	C
11/10 Tax Distribution	0	3,309.53	C
11/10 Tax Distribution	0	995.70	C
11/10 Tax Distribution	0	595.84	C
11/12 Tax Distribution	0	300.78	C
11/12 Tax Distribution	0	1,012.47	C
11/12 Tax Distribution	0	299.86	C
11/12 Tax Distribution	0	5,638.52	C
11/13 Tax Distribution	0	224.14	C






Pinal County Treasurer

Monthly Statement

Date Range: 11/1/2020 to 11/30/2020

11/13 Tax Distribution	0	358.80	C
11/13 Tax Distribution	0	1,164.38	C
11/13 Tax Distribution	0	222.12	C
11/16 Tax Distribution	0	303.34	C
11/16 Tax Distribution	0	292.92	C
11/16 Tax Distribution	0	1,221.13	C
11/16 Tax Distribution	0	300.56	C
11/17 Tax Distribution	0	283.39	C
11/17 Tax Distribution	0	364.87	C
11/17 Tax Distribution	0	615.35	C
11/17 Tax Distribution	0	209.61	C
11/17 Tax Distribution	0	419.39	C
11/18 Tax Distribution	0	(48.12)	C
11/18 Tax Distribution	0	868.28	C
11/18 Tax Distribution	0	225.10	C
11/18 Tax Distribution	0	390.97	C
11/18 Tax Distribution	0	57.15	C
11/18 Tax Distribution	0	57.16	C
11/19 Tax Distribution	0	(158.81)	C
11/19 Tax Distribution	0	518.25	C
11/19 Tax Distribution	0	86.57	C
11/19 Tax Distribution	0	25.57	C
11/19 Tax Distribution	0	772.10	C
11/19 Tax Distribution	0	49.38	C
11/20 Tax Distribution	0	297.52	C
11/20 Tax Distribution	0	493.85	C
11/20 Tax Distribution	0	126.84	C
11/23 Tax Distribution	0	1,034.66	C
11/23 Tax Distribution	0	279.70	C
11/23 Tax Distribution	0	918.66	C
11/24 Tax Distribution	0	119.24	C
11/24 Tax Distribution	0	411.41	C
11/24 Tax Distribution	0	475.08	C
11/24 Tax Distribution	0	608.37	C
11/25 Tax Distribution	0	175.85	C
11/25 Tax Distribution	0	53.73	C
11/25 Tax Distribution	0	829.64	C
11/25 Tax Distribution	0	816.27	C
11/30 Tax Distribution	0	270.55	C
11/30 Tax Distribution	0	733.81	C
11/30 Tax Distribution	0	99.00	C
11/30 Tax Distribution	0	848.53	C
12100.2017 2017 Personal Property Taxes		Source Code Total: 34.83	
11/03 Tax Distribution	0	3.03	C
11/04 Tax Distribution	0	6.56	C
11/05 Tax Distribution	0	4.87	C
11/09 Tax Distribution	0	1.78	C
11/10 Tax Distribution	0	.60	C
11/18 Tax Distribution	0	5.11	C
11/19 Tax Distribution	0	4.70	C
11/24 Tax Distribution	0	6.35	C
11/30 Tax Distribution	0	.89	C
11/30 Tax Distribution	0	.94	C
12100.2018 2018 Personal Property Taxes		Source Code Total: 52.49	
11/02 Tax Distribution	0	1.93	C
11/03 Tax Distribution	0	2.98	C
11/04 Tax Distribution	0	.18	C



Pinal County Treasurer

Monthly Statement

Date Range: 11/1/2020 to 11/30/2020

11/04 Tax Distribution	0	9.23	C
11/05 Tax Distribution	0	6.12	C
11/18 Tax Distribution	0	.55	C
11/18 Tax Distribution	0	5.02	C
11/18 Tax Distribution	0	(1.09)	C
11/19 Tax Distribution	0	4.63	C
11/23 Tax Distribution	0	13.21	C
11/24 Tax Distribution	0	6.35	C
11/25 Tax Distribution	0	.64	C
11/30 Tax Distribution	0	1.37	C
11/30 Tax Distribution	0	.96	C
11/30 Tax Distribution	0	.41	C
<b>12100.2019 2019 Personal Property Taxes</b>		<b>Source Code Total: 202.72</b>	
11/02 Tax Distribution	0	.56	C
11/02 Tax Distribution	0	20.08	C
11/03 Tax Distribution	0	2.93	C
11/03 Tax Distribution	0	6.63	C
11/03 Tax Distribution	0	.23	C
11/04 Tax Distribution	0	4.35	C
11/04 Tax Distribution	0	20.58	C
11/05 Tax Distribution	0	11.39	C
11/06 Tax Distribution	0	8.77	C
11/09 Tax Distribution	0	2.82	C
11/10 Tax Distribution	0	.09	C
11/12 Tax Distribution	0	.12	C
11/12 Tax Distribution	0	4.40	C
11/13 Tax Distribution	0	43.76	C
11/16 Tax Distribution	0	3.84	C
11/18 Tax Distribution	0	3.27	C
11/18 Tax Distribution	0	6.98	C
11/19 Tax Distribution	0	6.74	C
11/23 Tax Distribution	0	5.62	C
11/23 Tax Distribution	0	11.04	C
11/24 Tax Distribution	0	6.35	C
11/25 Tax Distribution	0	.64	C
11/25 Tax Distribution	0	5.03	C
11/30 Tax Distribution	0	.67	C
11/30 Tax Distribution	0	25.83	C
<b>12100.2020 2020 Personal Property Taxes</b>		<b>Source Code Total: 6,701.36</b>	
11/02 Tax Distribution	0	38.26	C
11/02 Tax Distribution	0	49.43	C
11/02 Tax Distribution	0	75.28	C
11/02 Tax Distribution	0	66.76	C
11/02 Tax Distribution	0	122.95	C
11/03 Tax Distribution	0	137.18	C
11/03 Tax Distribution	0	240.94	C
11/03 Tax Distribution	0	110.90	C
11/03 Tax Distribution	0	155.28	C
11/03 Tax Distribution	0	15.11	C
11/03 Tax Distribution	0	216.85	C
11/04 Tax Distribution	0	448.56	C
11/04 Tax Distribution	0	647.74	C
11/04 Tax Distribution	0	68.61	C
11/04 Tax Distribution	0	73.65	C
11/04 Tax Distribution	0	49.24	C
11/04 Tax Distribution	0	44.23	C
11/05 Tax Distribution	0	36.62	C



Pinal County Treasurer

Monthly Statement

Date Range: 11/1/2020 to 11/30/2020

11/05 Tax Distribution	0	47.16	C
11/05 Tax Distribution	0	1.43	C
11/05 Tax Distribution	0	17.19	C
11/05 Tax Distribution	0	21.11	C
11/06 Tax Distribution	0	(5.04)	C
11/06 Tax Distribution	0	4.91	C
11/06 Tax Distribution	0	30.21	C
11/06 Tax Distribution	0	252.98	C
11/06 Tax Distribution	0	60.03	C
11/09 Tax Distribution	0	14.53	C
11/09 Tax Distribution	0	66.69	C
11/09 Tax Distribution	0	56.43	C
11/09 Tax Distribution	0	108.48	C
11/10 Tax Distribution	0	26.47	C
11/10 Tax Distribution	0	43.49	C
11/10 Tax Distribution	0	96.62	C
11/10 Tax Distribution	0	20.57	C
11/12 Tax Distribution	0	103.08	C
11/12 Tax Distribution	0	89.43	C
11/12 Tax Distribution	0	83.98	C
11/12 Tax Distribution	0	50.75	C
11/13 Tax Distribution	0	32.81	C
11/13 Tax Distribution	0	36.20	C
11/13 Tax Distribution	0	82.01	C
11/13 Tax Distribution	0	11.47	C
11/16 Tax Distribution	0	47.79	C
11/16 Tax Distribution	0	125.12	C
11/16 Tax Distribution	0	160.53	C
11/16 Tax Distribution	0	35.89	C
11/17 Tax Distribution	0	148.36	C
11/17 Tax Distribution	0	8.21	C
11/17 Tax Distribution	0	101.03	C
11/17 Tax Distribution	0	307.58	C
11/17 Tax Distribution	0	12.14	C
11/18 Tax Distribution	0	69.85	C
11/18 Tax Distribution	0	34.74	C
11/18 Tax Distribution	0	70.29	C
11/18 Tax Distribution	0	14.09	C
11/18 Tax Distribution	0	2.22	C
11/19 Tax Distribution	0	10.40	C
11/19 Tax Distribution	0	71.12	C
11/19 Tax Distribution	0	2.40	C
11/19 Tax Distribution	0	72.79	C
11/20 Tax Distribution	0	72.46	C
11/20 Tax Distribution	0	32.28	C
11/20 Tax Distribution	0	13.26	C
11/23 Tax Distribution	0	173.65	C
11/23 Tax Distribution	0	43.75	C
11/23 Tax Distribution	0	148.27	C
11/24 Tax Distribution	0	28.43	C
11/24 Tax Distribution	0	64.66	C
11/24 Tax Distribution	0	106.89	C
11/24 Tax Distribution	0	51.96	C
11/25 Tax Distribution	0	(8.38)	C
11/25 Tax Distribution	0	22.83	C
11/25 Tax Distribution	0	124.49	C
11/25 Tax Distribution	0	61.87	C



Pinal County Treasurer

Monthly Statement

Date Range: 11/1/2020 to 11/30/2020

11/30 Tax Distribution	0	84.41	C
11/30 Tax Distribution	0	48.46	C
11/30 Tax Distribution	0	99.19	C
11/30 Tax Distribution	0	287.75	C
14100.0 Salt River Contribution		Source Code Total: 14,207.85	
11/03 Salt River Project In Lieu	0	14,207.85	C
21100.43 Wells Fargo Trust Investment Interest		Source Code Total: .12	
11/03 Investment Interest	0	.12	C
21100.46 Wells Fargo Investment Investment Interest		Source Code Total: 218.69	
11/25 Investment Interest	0	23.47	C
11/30 Investment Interest	0	1.15	C
11/30 Investment Interest	0	1.74	C
11/30 Investment Interest	0	144.74	C
11/30 Investment Interest	0	47.59	C
21100.47 WF Money Market Investment Interest		Source Code Total: 3.55	
11/02 Investment Interest	0	3.55	C
21100.55 Multi-Bank Securities Investment Interest		Source Code Total: 2.71	
11/02 Investment Interest	0	2.71	C
21100.70 Vining Sparks Investment Interest		Source Code Total: 342.05	
11/09 Investment Interest	0	51.12	C
11/20 Investment Interest	0	53.54	C
11/23 Investment Interest	0	78.35	C
11/25 Investment Interest	0	60.07	C
11/30 Investment Interest	0	19.11	C
11/30 Investment Interest	0	72.59	C
11/30 Investment Interest	0	7.27	C
21100.80 Stifel Nicolaus & Company Investment Interest		Source Code Total: 128.21	
11/04 Investment Interest	0	5.39	C
11/04 Investment Interest	0	53.68	C
11/10 Investment Interest	0	8.11	C
11/12 Investment Interest	0	1.85	C
11/30 Investment Interest	0	59.18	C
73750.0 Revenue Transfer		Source Code Total: 456.09	
11/17 Maricopa Taxes Share Transfer with 200 Fund	0	456.09	C
90400.0 Refund Interest		Source Code Total: (.01)	
11/18 167637 T99-82-39079 2018 Adjustment/Corr Refund	167637	(.01)	D
90930.0 Warrants Redeemed		Source Code Total: (120,164.84)	
11/09 Paid Warrants	0	(1,708.00)	D
11/12 Paid Warrants	0	(4,991.20)	D
11/19 Paid Warrants	0	(42,255.15)	D
11/24 Paid Warrants	0	(70,546.54)	D
11/25 Paid Warrants	0	(280.95)	D
11/30 Paid Warrants	0	(383.00)	D

6116421101 Superstition Fire & Medical Dist Capital Projects **Ending Balance: 929,677.05**

**Warrant Detail**

Payee Name	Warrant	Amount	Issue Dt	Status Dt	Voucher
<b>6116421101 Superstition Fire &amp; Medical Dist Capital Projects</b>					
					Account Total: 120,164.84
Fund: 1107					Fund Total: 120,164.84
Sta: PAID					Status Total: 120,164.84 <b>(F)</b>
CITY OF MESA	1107000616	1,708.00	10/28/20	11/09/20	
PINNACLE PEAK HOLDING CORP	1107000617	4,991.20	10/28/20	11/12/20	
PNC EQUIPMENT FINANCE, LLC	1107000618	42,255.15	11/10/20	11/19/20	
CHASE	1107000619	280.95	11/18/20	11/25/20	
CITY OF MESA	1107000620	383.00	11/18/20	11/30/20	
MOTOROLA SOLUTIONS, INC	1107000621	51,189.04	11/18/20	11/24/20	
TOP CAT ENTERPRISES, LLC	1107000622	19,357.50	11/18/20	11/24/20	




Pinal County Treasurer

Monthly Statement

Date Range: 11/1/2020 to 11/30/2020

	Count	Amount
Total PAID:	7	120,164.84

---



# TREASURER AGENCY SERVICES

PINAL COUNTY  
SHERIFF OFFICE

Jennifer Burke Superstition Fire & Medical District Home Contact Us Help Logout

- Inquiry ▲
- GL Accounts
- GL Transactions
- Warrant Search
- Treasurer Receipts
- Warrant Maintenance ▲
- Warrant Accounts
- Add New Warrant
- Bulk Upload Warrants
- Fund Transfers ▲
- Fund Transfer
- Bulk Upload Transfers
- Treasurer Receipts ▲
- Add New Receipt
- Upload Receipt File
- Reports ▲
  - Monthly Statement
  - ... Distribution
  - Top 50 Tax Payers
  - Authority Assessments
  - Authority Tax Payments
  - Warrants Over 1 Year
  - School Summary
  - LOC Advances Summary
  - Tax Adjustments by Auth
- Profile ▲
- My Profile

## General Ledger Transactions

### Advanced Search

GL Account:  Notes:

Source Code:

Post Date Range:  to  Amount Range:  to

Source Category: Income  Transfers Credit  Transfers Debit  Disbursements

GL	Post Date	SC	Notes	Doc	Doc Ref	Amount
6116421001	11/17/2020	73750.0	Maricopa Taxes Share Transfer with 200 Fund	TR		(\$456.09)
						(\$456.09)

1 Page 1 of 1 20

1 - 1 of 1 items

[GL Account Details](#)

**C**

Using a modern browser ensures the best user experience on this website. You can check your browser is up to date by clicking [Browser Compatibility Check](#).



12/2/20  
9:24:20 AM

**Superstition Fire & Medical District**

**Balance Sheet**

As of 11/30/2020

FUND: (200) Capital Projects Fund

**Assets**

**Current Assets**

Fund Cash - Capital Projects	\$929,677.05	
Due From other funds	1,275,295.36	
Total Current Assets		<u>\$2,204,972.41</u>
<b>Total Assets</b>		<u><u>\$2,204,972.41</u></u>

**Liabilities and Equity**

**Equity**

Fund Balance - Capital Projects	\$1,871,810.10	
Current Year Profit/Loss	333,162.31	
Total Equity		<u>2,204,972.41</u>
<b>Total Liabilities and Equity</b>		<u><u>\$2,204,972.41</u></u>



*ink.*

December 2020						
S	M	T	W	T	F	S
29	30	1	2	3	4	5
6	7	8	9	10	11	12
13	14	15	16	17	18	19
20	21	22	23	24	25	26
27	28	29	30	31	1	2
3	4	5	6	7	8	9

New Balance  
**\$13,969.01**  
 Minimum Payment Due  
**\$2,793.00**  
 Payment Due Date  
**12/04/20**

**Late Payment Warning:** If we do not receive your minimum payment by the due date, you may have to pay a late fee, and existing and new balances may become subject to the Default APR.  
**Minimum Payment Warning:** Enroll in Auto-Pay and avoid missing a payment. To enroll, go to [www.chase.com](http://www.chase.com)

**ACCOUNT SUMMARY**

Account Number: 4246 3152 5232 0481

Previous Balance	\$10,086.96
Payment, Credits	-\$10,228.05
Purchases	+\$14,130.10
Cash Advances	\$0.00
Balance Transfers	\$0.00
Fees Charged	\$0.00
Interest Charged	\$0.00
<b>New Balance</b>	<b>\$13,969.01</b>
Opening/Closing Date	10/11/20 - 11/10/20
Credit Limit	\$50,000
Available Credit	\$38,030
Cash Access Line	\$2,500
Available for Cash	\$2,500
<b>Past Due Amount</b>	<b>\$0.00</b>
<b>Balance over the Credit Limit</b>	<b>\$0.00</b>

200F  
 \$280<sup>95</sup>

(J)

VENDOR # Chadron  
 ACCOUNT # \_\_\_\_\_  
 APPROVAL DATE PAID 11/18/20  
 WARRANT # \_\_\_\_\_  
 lol P

0000001 FIS33339 C 1 Y 9 10 20/11/10 Page 1 of 3 06630 MADA 26007 31510000010002600701

CHASE *ink.*  
 P.O. BOX 15123  
 WILMINGTON, DE 19850-5123  
 For Undeliverable Mail Only

424631525232648100279300013969010000000002

Make your payment at [chase.com/paycard](http://chase.com/paycard)

Payment Due Date: 12/04/20  
 New Balance: \$13,969.01  
 Minimum Payment: \$2,793.00

Account number: 4246 3152 5232 0481

\$ \_\_\_\_\_ Amount Enclosed  
 Make/Mail to Chase Card Services at the address below:

25007 BEX 9 31520 C  
 ROGER WOOD  
 SUPERSTITION FIRE  
 565 N IDAHO RD  
 APACHE JUNCTION AZ 85119-4014

CARDMEMBER SERVICE  
 PO BOX 6294  
 CAROL STREAM IL 60197-6294

⑆ 5000 160 28⑆ 1595 25 23 2648 15⑈

**ACCOUNT ACTIVITY**

Date of Transaction	Merchant Name or Transaction Description	\$ Amount
10/26	Payment ThankYou Image Check	-1,068.00
10/26	Payment ThankYou Image Check	-1,308.63
10/26	Payment ThankYou Image Check	-7,682.33
10/20	NATIONAL REGISTRY EMT 814-888-4484 OH 100F 19412 \$585.00	725.00 150F 19413 \$140.00
10/28	OFFICEMAX/DEPOT 6678 APACHE JUNCTI AZ 100F 19457 \$142.90	214.36 150F 19458 \$714.60
11/05	AZ DEPT OF REVENUE TMACCONNEL@AZ AZ 100F 19493 \$1.00	339.41 200F 19494 \$274.51
11/05	PNP AZ DOR TAXFEE Info@pointand MI 100F 19493 .15 200F 19494 \$644.798	4.00F 19495 139
	ROGER WOOD TRANSACTIONS THIS CYCLE (CARD 6481) \$8780.21- INCLUDING PAYMENTS RECEIVED	4100F 19495 \$580
10/18	LA QUINTA INNS 0699 TUCSON AZ 19416	81.31 100F
10/18	LA QUINTA INNS 0699 TUCSON AZ 19416	81.31 100F
10/20	DAIRY QUEEN - THE THIN BENSON AZ 19416	15.26 100F
10/19	LA QUINTA INNS 0699 TUCSON AZ 19416	72.03 100F
10/19	MCDONALD'S F10511 TUCSON AZ 19416	23.54 100F
10/19	LA QUINTA INNS 0699 TUCSON AZ 19416	72.03 100F
10/22	MCDONALD'S F20576 TUCSON AZ 19416	13.24 100F
	JEREMY ROCHA TRANSACTIONS THIS CYCLE (CARD 6499) \$358.72	
10/08	KOKOPELLI'S RESTAURANT GOLD CANYON AZ 19409	183.34 100F
10/23	FRY'S FUEL 7665 APACHE JUNCTI AZ 19451	27.19 100F
10/23	FRY'S 0865 APACHE JUNCTI AZ 19451	71.98 100F
10/23	FRY'S 0865 APACHE JUNCTI AZ 19451	110.51 100F
10/23	AJI SPORTING GOODS APACHE JUNCTI AZ 19451	687.66 100F
	MIKE FARBER TRANSACTIONS THIS CYCLE (CARD 6523) \$1080.68	
10/10	ICPENNEY 2419 MESA AZ 19373	30.28 100F
10/10	HOBBY LOBBY #409 MESA AZ 19373	18.47 100F
10/15	GIBSON & BARNES 619-4402700 CA 19344	614.21 100F
	JEFF CRANMER TRANSACTIONS THIS CYCLE (CARD 6549) \$663.96	
10/27	FDSOA 248-8801864 MI 19453	399.00 100F
11/03	Center for Public Safety 703-891-4620 VA 19480	400.00 100F
	RICHARD MOONEY TRANSACTIONS THIS CYCLE (CARD 6572) \$799.00	
10/27	Dropbox*TD32TDWC1RDH db.tt/cohelp DE 19461	131.39 100F
	DANIEL MCKINNEY TRANSACTIONS THIS CYCLE (CARD 6614) \$131.39	
10/13	GRAMMARLY COQFP3HPZ GRAMMARLY.COM CA 19374	27.53 100F
10/17	Amazon.com*2T4GZ4FS2 Amzn.com/bill WA 19473 \$47.83	71.75 150F 19432 \$237.2
10/17	DNH*GODADDY.COM 480-5058855 AZ 100F 19429 \$88.99	133.48 150F 19432 \$444.9
10/18	DNH*GODADDY.COM 480-5058855 AZ 100F 19429 \$30.23	45.34 150F 19430 \$15.11
10/22	DNH*GODADDY.COM 480-5058855 AZ 100F 19429 \$53.33	79.99 150F 19430 \$216.00
	ANNA BUTEL TRANSACTIONS THIS CYCLE (CARD 6655) \$356.09	
10/21	AMZN Mktpl US Amzn.com/bill WA 1100F 19400 - \$27.03	40.54 150F 19401 \$13.51
10/08	THE HOME DEPOT 404 MESA AZ 19400	303.08 100F
10/12	Amazon.com*MK2R53QK0 Amzn.com/bill WA 100F 19400 \$37.02	65.53 150F 19401 \$18.51
10/14	AZ VEHICLE EMISSIONS PHOENIX AZ 19400	16.00 100F
10/15	AMZN Mktpl US*MK2AN6W02 Amzn.com/bill WA 100F 19400 \$18.00	271.80 150F 19401 \$90.00
10/17	AMZN Mktpl US*2T5PC2LJ2 Amzn.com/bill WA 100F 19400 \$27.03	40.54 150F 19401 \$13.51
10/26	COSTCO *BUS CENTER 827 802-274-4851 AZ 100F 19400 \$370.50	555.84 150F 19401 \$185.08
10/28	OFFICE DEPOT #5101 800-463-3768 AZ 100F 19400 \$50.00	75.09 150F 19401 \$25.03
11/04	FEDEX 532001319 MEMPHIS TN 19400	16.39 100F
11/07	Amazon.com*282NU9D90 Amzn.com/bill WA 100F 19400 \$76.32	114.48 150F 19401 \$38.16
11/09	SEAT COVERS UNLIMITED 435-5639505 AZ 19401	1,117.66 150F
	VAUGHN CROSHAW TRANSACTIONS THIS CYCLE (CARD 0687) \$2525.87	
10/10	ONE BEAT CPR LEARNING 855-663-2328 FL 19381	3,195.00 400F
10/15	NFPA NATL FIRE PROTECT 800-344-3565 MA 19394	122.45 100F
10/19	COSTCO WHSE #1028 MESA AZ 19416	141.90 100F
10/28	WM SUPERCENTER #1381 APACHE JUNCTI AZ 19464	70.01 100F
10/30	PROMOTIONS NOW 856-7275200 NJ 19350	81.00 100F

# ACCOUNT ACTIVITY (CONTINUED)

Date of Transaction	Merchant Name or Transaction Description	\$ Amount
10/31	FRY'S 0885 APACHE JUNCTI AZ	76.75
11/07	SHERATON TUCSON AZ	557.85
	TINA GEROLA	
	TRANSACTIONS THIS CYCLE (CARD 6473) \$4244.96	
10/16	AMZN Mktp US*2T95T0CMD Amzn.com/bill WA	96.40
10/26	THE HOME DEPOT 404 MESA AZ	255.13
10/29	BLUE CARD COMMAND 855-8725822 AZ	1,386.00
10/29	BLUE CARD COMMAND 855-8725822 AZ	250.00
11/02	WMSUPERCENTER #1381 APACHE JUNCTI AZ	43.56
11/04	AMZN Mktp US*284X22H21 Amzn.com/bill WA	36.25
	FOX TANNER	
	TRANSACTIONS THIS CYCLE (CARD 2889) \$2069.34	
11/06	AMZN Mktp US Amzn.com/bill WA	-120.55
10/27	AZ BOARD OF PHARMACY 602-771-2740 AZ	200.25
10/31	AMZN Mktp US*280V10L72 Amzn.com/bill WA	120.55
11/09	VIRTUAL SYMPOSIUM STRIPE.COM WA	250.00
	KELLY BARTZ	
	TRANSACTIONS THIS CYCLE (CARD 3849) \$450.25	

2020 Totals Year-to-Date	
Total fees charged in 2020	\$0.00
Total interest charged in 2020	\$0.00

Year-to-date totals do not reflect any fee or interest refunds you may have received.

## INTEREST CHARGES

Your Annual Percentage Rate (APR) is the annual interest rate on your account.

Balance Type	Annual Percentage Rate (APR)	Balance Subject To Interest Rate	Interest Charges
<b>PURCHASES</b>			
Purchases	10.24%(v)(d)	- 0 -	- 0 -
<b>CASH ADVANCES</b>			
Cash Advances	19.24%(v)(d)	- 0 -	- 0 -
<b>BALANCE TRANSFERS</b>			
Balance Transfer	10.24%(v)(d)	- 0 -	- 0 -

31 Days in Billing Period

(v) = Variable Rate

(d) = Daily Balance Method (including new transactions)

(a) = Average Daily Balance Method (including new transactions)

Please see Information About Your Account section for the Calculation of Balance Subject to Interest Rate, Annual Renewal Notice, How to Avoid Interest on Purchases, and other important information, as applicable.



**Superstition Fire & Medical District  
Monthly Pinal County Treasurer's Bank Account Reconciliation**

**400 Special Revenue Fund**

**Reconciliation References:**

- A Previous month's bank ending balance / current month's bank beginning balance
- B Interest Income
- C Current month's Deposits / Donations
- D Current month's Accounts Payable disbursements
- E Current month's bank ending balance
- F Accounts Payable checks outstanding at month-end
- G Cash Balance per G/L Balance Sheet
- H Chase MasterCard credit card payment – warrant #1105000301 (paid 11/18/2020)



**Superstition Fire & Medical District  
Special Revenue (Fund 400) Cash Reconciliation  
Fiscal Year 2019 - 2020  
11/30/2020**

	Deposits (Cash Receipts)	Cash Disbursements	Book Balance
Book Balance as of: 11/1/2020			\$58,884.15 (A)
<u>Activity During the Month</u>			
<b>Journal Entries:</b>			
Interest Income (Expense):	58.95		58.95 (B)
<b>Cash Receipts</b>			
46750 FEMA Grant Receipts			-
47020 AED Donations			-
47100 EMS Cardiac Donations			-
47110 EMS Equipment Donations			-
47120 Prevention/Pub Ed Donations			-
47130 General Donations	550.00		550.00 (C)
<b>Deposits</b>			
Revenue Transfer			-
<b>Cash Disbursements</b>			
A) Accounts Payable		(3,375.46)	(3,375.46) (D)
B) Transfer In / Out			-
C) Refund Interest			-
	\$608.95	(3,375.46)	\$56,117.64
<u>Pinal County Bank Balance</u>			
Ending Bank Balance as of: 11/30/2020	Balance from YTD Column		\$ 56,117.64 (E)
Less: Outstanding Warrants	Check # 302	(325.26)	(325.26) (F)
			-
			\$ 55,792.38
Prepared by: <u>Paul Duke 12/2/2020</u>			Balance per B/S \$ 55,792.38 (G)
Reviewed by: <u>Roger Wood 12/4/2020</u>			Difference \$ -



Pinal County Treasurer

Monthly Statement

Date Range: 11/1/2020 to 11/30/2020


Account	Period	YTD		
<b>6116422901</b>	<b>Superstition Fire &amp; Medical Dist Special Revenue</b>			
Begin Balance:	(A) 58,884.15	52,693.46		
Income:	608.95	20,874.87		
LOC Advance:	.00	.00		
Expense:	(3,375.46)	(17,450.69)	LOC:	.00
LOC Payments:	.00	.00	Warrants Outstanding:	(325.26)
Cash Balance:	(E) 56,117.64	56,117.64	End:	55,792.38

Monthly Statement Summary

Source Code	Description	MTDAmount	YTDAmount
<b>6116422901</b>	<b>Superstition Fire &amp; Medical Dist</b>	<b>Beginning Balance:</b>	<b>58,884.15</b>
	<b>Special Revenue</b>		<b>52,693.46</b>
21100.43	Wells Fargo Trust Investment Interest	.01	.05
21100.46	Wells Fargo Investment Investment Interest	18.32	19.58
21100.47	WF Money Market Investment Interest	.26	5.38
21100.48	WF Brokerage Account Investment Interest	.00	.26
21100.55	Multi-Bank Securities Investment Interest	.25	13.55
21100.70	Vining Sparks Investment Interest	29.02	109.54
21100.80	Stifel Nicolaus & Company Investment Interest	11.09	32.95
73160.0	Deposits	550.00	20,593.56
7300	Revenue Transfer	.00	100.00
90930.0	Warrants Redeemed	(3,375.46)	(17,450.69)
	<b>Ending Balance:</b>	<b>56,117.64</b>	<b>56,117.64</b>

Monthly Statement Detail

Date	Notes	Doc #	Amount	C/D
<b>6116422901 Superstition Fire &amp; Medical Dist Special Revenue</b>			<b>Beginning Balance: 58,884.15</b>	
21100.43	Wells Fargo Trust Investment Interest		Source Code Total: .01	
11/03	Investment Interest	0	.01	C
21100.46	Wells Fargo Investment Investment Interest		Source Code Total: 18.32	
11/25	Investment Interest	0	1.99	C
11/30	Investment Interest	0	.07	C
11/30	Investment Interest	0	12.12	C
11/30	Investment Interest	0	3.99	C
11/30	Investment Interest	0	.15	C
21100.47	WF Money Market Investment Interest		Source Code Total: .26	
11/02	Investment Interest	0	.26	C
21100.55	Multi-Bank Securities Investment Interest		Source Code Total: .25	
11/02	Investment Interest	0	.25	C
21100.70	Vining Sparks Investment Interest		Source Code Total: 29.02	
11/09	Investment Interest	0	4.56	C
11/20	Investment Interest	0	4.59	C
11/23	Investment Interest	0	6.67	C
11/25	Investment Interest	0	5.09	C
11/30	Investment Interest	0	1.43	C
11/30	Investment Interest	0	6.13	C
11/30	Investment Interest	0	.55	C
21100.80	Stifel Nicolaus & Company Investment Interest		Source Code Total: 11.09	
11/04	Investment Interest	0	.47	C
11/04	Investment Interest	0	4.83	C
11/10	Investment Interest	0	.64	C
11/12	Investment Interest	0	.16	C
11/30	Investment Interest	0	4.99	C
73160.0	Deposits		Source Code Total: 550.00	
11/18	400.10.47130.10 Rancho Mirage/inv 6189/CASH	0	550.00	C



Pinal County Treasurer

Monthly Statement

Date Range: 11/1/2020 to 11/30/2020

90930.0 Warrants Redeemed

Source Code Total: (3,375.46)

11/03 Paid Warrants 0

(120.27) D

11/25 Paid Warrants 0

(3,255.19) D

6116422901 Superstition Fire & Medical Dist Special Revenue **Ending Balance: 56,117.64**

**Warrant Detail**

Payee Name	Warrant	Amount	Issue Dt	Status Dt	Voucher
<b>6116422901 Superstition Fire &amp; Medical Dist Special Revenue</b>					Account Total: 3,700.72
Fund: 1105					Fund Total: 3,700.72
Status: OUTS					Status Total: 325.26 (F)
ABATIX CORP	1105000302	325.26	11/24/20	11/24/20	
Status: PAID					Status Total: 3,375.46 (D)
ST HELEN AUTO & HARDWARE, INC.	1105000300	120.27	10/21/20	11/03/20	
CHASE	1105000301 (H)	3,255.19	11/18/20	11/25/20	
	Count	Amount			
Total OUTS:	1	325.26			
Total PAID:	2	3,375.46			





Superstition Fire & Medical District

AR Payment Register (Detail)

Bank ID: Equal To S

Check No. / Payment ID	Payee Name / Customer Name	Invoice No. / Account Number	Amount Paid
------------------------	----------------------------	------------------------------	-------------

BANK: S - SPECIAL REVENUE FUND

DEPOSIT: 2,893      DATE: 11/18/20

6189	RanchoMirage/inv 6189/CASH X (DONATION)	Cash Invoice : 006189	\$550.00 \$550.00
------	--------------------------------------------	--------------------------	----------------------

CASH TOTAL: \$550.00

DEPOSIT 2,893 TOTAL: \$550.00

TOTAL FOR BANK ID: S \$550.00

GRAND TOTAL OF ALL CHECKS: \$0.00

GRAND TOTAL OF ALL CREDIT CARDS: \$0.00

GRAND TOTAL OF ALL CASH: \$550.00

GRAND TOTAL OF ALL EFT: \$0.00

GRAND TOTAL OF ALL PAYMENTS: \$550.00

GRAND TOTAL OF ALL ADJUSTMENTS: \$0.00

COMBINED TOTAL: \$550.00

(C)

**Superstition Fire & Medical District**

**Balance Sheet**

As of 11/30/2020

FUND: (400) Special Revenue Fund

**Assets**

**Current Assets**

Fund Cash - Special Revenue Fund  
Total Current Assets

\$55,792.38

\$55,792.38

6

**Total Assets**

\$55,792.38

**Liabilities and Equity**

**Current Liabilities**

Sales Tax Payable  
Total Current Liabilities

\$176.40

\$176.40

**Total Liabilities**

\$176.40

**Equity**

Fund Balance - Special Revenue Fund  
Current Year Profit/Loss  
Total Equity

\$52,656.98

2,959.00

55,615.98

**Total Liabilities and Equity**

\$55,792.38

December 2020						
S	M	T	W	T	F	S
29	30	1	2	3	4	5
6	7	8	9	10	11	12
13	14	15	16	17	18	19
20	21	22	23	24	25	26
27	28	29	30	31	1	2
3	4	5	6	7	8	9

New Balance  
**\$13,969.01**  
 Minimum Payment Due  
**\$2,793.00**  
 Payment Due Date  
**12/04/20**

**Late Payment Warning:** If we do not receive your minimum payment by the due date, you may have to pay a late fee, and existing and new balances may become subject to the Default APR.  
**Minimum Payment Warning:** Enroll in Auto-Pay and avoid missing a payment. To enroll, go to [www.chase.com](http://www.chase.com)

### ACCOUNT SUMMARY

Account Number: 4246 3152 5232 6481

Previous Balance	\$10,068.88
Payment, Credits	-\$10,228.05
Purchases	+\$14,130.10
Cash Advances	\$0.00
Balance Transfers	\$0.00
Fees Charged	\$0.00
Interest Charged	\$0.00
<b>New Balance</b>	<b>\$13,969.01</b>
Opening/Closing Date	10/11/20 - 11/10/20
Credit Limit	\$50,000
Available Credit	\$36,030
Cash Access Line	\$2,500
Available for Cash	\$2,500
<b>Past Due Amount</b>	<b>\$0.00</b>
<b>Balance over the Credit Limit</b>	<b>\$0.00</b>

400F  
 \$3,255.19

(H)

VENDOR # chase  
 ACCOUNT # \_\_\_\_\_  
 APPROVAL \_\_\_\_\_  
 DATE PAID 11/18/20  
 WARRANT # \_\_\_\_\_  
 301



P.O. BOX 15123  
 WILMINGTON, DE 19850-5123  
 For Undeliverable Mail Only

Make your payment at  
[chase.com/paycard](http://chase.com/paycard)

424631525232648100279300013969010000000002

Payment Due Date: 12/04/20  
 New Balance: \$13,969.01  
 Minimum Payment: \$2,793.00

Account number: 4246 3152 5232 6481

\$ \_\_\_\_\_ Amount Enclosed  
 Make/Mail to Chase Card Services at the address below:

25007 BEX 9 31520 C  
 ROGER WOOD  
 SUPERSTITION FIRE  
 585 N IDAHO RD  
 APACHE JUNCTION AZ 85119-4014

CARDMEMBER SERVICE  
 PO BOX 8294  
 CAROL STREAM IL 60197-8294

⑆ 5000 160 28⑆ 1 595 2523 2646 1 5⑆

# ACCOUNT ACTIVITY

Date of Transaction	Merchant Name or Transaction Description	\$ Amount
10/26	Payment ThankYou Image Check	-1,068.00
10/26	Payment ThankYou Image Check	-1,308.63
10/26	Payment ThankYou Image Check	-7,692.33
10/20	NATIONAL_REGISTRY EMT 814-888-4484 OH 100F 19412 \$585.00	725.00 150F 19413 \$140.00
10/28	OFFICEMAX/DEPOT 6678 APACHE JUNCT AZ 100F 19457 \$152.92	214.96 150F 19458 \$714.00
11/05	AZ DEPT OF REVENUE TMACCONNEL@AZ AZ 100F 19493 \$1.00	339.41 200F 19494 \$274.51
11/05	PNP AZ DOR TAXFEE Info@pointand MI 100F 19493 .15 200F 19494 *6.44	7.96 400F 19495 139
	ROGER WOOD TRANSACTIONS THIS CYCLE (CARD 6481) \$9780.21- INCLUDING PAYMENTS RECEIVED	400F 19495 \$58.00
10/18	LA QUINTA INNS 0699 TUCSON AZ 194166	81.31 100F
10/18	LA QUINTA INNS 0699 TUCSON AZ 194166	81.31 100F
10/20	DAIRY QUEEN - THE THIN BENSON AZ 194166	15.26 100F
10/19	LA QUINTA INNS 0699 TUCSON AZ 194166	72.03 100F
10/19	MCDONALD'S F10511 TUCSON AZ 194166	23.64 100F
10/19	LA QUINTA INNS 0699 TUCSON AZ 194166	72.03 100F
10/22	MCDONALD'S F20576 TUCSON AZ 194166	13.24 100F
	JEREMY ROCHA TRANSACTIONS THIS CYCLE (CARD 6499) \$368.72	
10/08	KOKOPELLI'S RESTAURANT GOLD CANYON AZ 19409	183.34 100F
10/23	FRY'S FUEL 7665 APACHE JUNCT AZ 19451	27.19 100F
10/23	FRY'S 0665 APACHE JUNCT AZ 19451	71.98 100F
10/23	FRY'S 0665 APACHE JUNCT AZ 19451	110.51 100F
10/23	AJI SPORTING GOODS APACHE JUNCT AZ 19451	687.66 100F
	MIKE FARBER TRANSACTIONS THIS CYCLE (CARD 8523) \$1080.68	
10/10	JCPENNEY 2419 MESA AZ 19373	30.28 100F
10/10	HOBBY LOBBY #409 MESA AZ 19373	19.47 100F
10/15	GIBSON & BARNES 619-4402700 CA 19344	614.21 100F
	JEFF CRAMMER TRANSACTIONS THIS CYCLE (CARD 6549) \$663.96	
10/27	FD90A 248-8801884 MI 19453	399.00 100F
11/03	Center for Public Safety 703-891-4620 VA 19480	400.00 100F
	RICHARD MOONEY TRANSACTIONS THIS CYCLE (CARD 8572) \$799.00	
10/27	Dropbox*TD3ZTDWC1RDH db.Wcohelp DE 19461	131.39 100F
	DANIEL MCKINNEY TRANSACTIONS THIS CYCLE (CARD 6814) \$131.39	
10/13	GRAMMARLY COGFP3HPZ GRAMMARLY.COM CA 19374	27.53 100F
10/17	Amazon.com*2T4G24F82 Amzn.com/bill WA 100F 19431 \$47.83	71.75 150F 19432 \$239.2
10/17	DNH*GODADDY.COM 480-5058855 AZ 100F 19429 \$88.99	133.48 150F 19430 \$44.49
10/18	DNH*GODADDY.COM 480-5058855 AZ 100F 19429 \$30.23	45.34 150F 19430 \$15.11
10/22	DNH*GODADDY.COM 480-5058855 AZ 100F 19429 \$53.33	79.99 150F 19430 \$210.00
	ANNA BUTEL TRANSACTIONS THIS CYCLE (CARD 6855) \$368.09	
10/21	AMZN Mktp US Amzn.com/bill WA 100F 19400 - \$270.3	-40.54 150F 19401 - \$135.1
10/08	THE HOME DEPOT 404 MESA AZ 19400	303.08 100F
10/12	Amazon.com*MK2R53QK0 Amzn.com/bill WA 100F 19400 \$370.1	55.53 150F 19401 \$185.1
10/14	AZ VEHICLE EMISSIONS PHOENIX AZ 19400	16.00 100F
10/16	AMZN Mktp US*MK2AN8W02 Amzn.com/bill WA 100F 19400 \$181.00	271.80 150F 19401 \$90.00
10/17	AMZN Mktp US*2T5PC2LJ2 Amzn.com/bill WA 100F 19400 \$270.3	40.54 150F 19401 \$135.1
10/26	COSTCO *BUS CENTER 827 802-274-4851 AZ 100F 19400 \$370.50	555.84 150F 19401 \$185.08
10/28	OFFICE DEPOT #5101 800-463-3788 AZ 100F 19400 \$50.00	75.09 150F 19401 \$25.03
11/04	FEDEX 532001319 MEMPHIS TN 19400	16.39 100F
11/07	Amazon.com*282NU9D90 Amzn.com/bill WA 100F 19400 \$76.30	114.48 150F 19401 \$38.16
11/09	SEAT COVERS UNLIMITED 435-5639505 AZ 19401	1,117.86 150F
	VAUGHN CROSHAW TRANSACTIONS THIS CYCLE (CARD 0687) \$2525.87	
10/10	ONE BEAT CPR LEARNING 855-883-2328 FL 193819	3,195.00 400F
10/15	NFPA NATL FIRE PROTECT 800-344-3555 MA 19394	122.45 100F
10/19	COSTCO WHSE #1028 MESA AZ 19416	141.90 100F
10/28	WM SUPERCENTER #1381 APACHE JUNCT AZ 19416	70.01 100F
10/30	PROMOTIONS NOW 858-7275200 NJ 19350	81.00 100F

# ACCOUNT ACTIVITY (CONTINUED)

Date of Transaction	Merchant Name or Transaction Description	\$ Amount
10/31	FRY'S 0885 APACHE JUNCTI AZ	76.75
11/07	SHERATON TUCSON AZ	557.85
	TINA GEROLA	
	TRANSACTIONS THIS CYCLE (CARD 6473) \$4244.96	
10/16	AMZN Mktp US*2T96T0CM0 Amzn.com/bill WA	98.40
10/28	THE HOME DEPOT 404 MESA AZ	255.13
10/29	BLUE CARD COMMAND 855-8725822 AZ	1,386.00
10/29	BLUE CARD COMMAND 855-8725822 AZ	250.00
11/02	WM SUPERCENTER #1381 APACHE JUNCTI AZ	43.56
11/04	AMZN Mktp US*284X22H21 Amzn.com/bill WA	38.25
	FOX TANNER	
	TRANSACTIONS THIS CYCLE (CARD 2889) \$2089.34	
11/06	AMZN Mktp US Amzn.com/bill WA	-120.55
10/27	AZ BOARD OF PHARMACY 602-771-2740 AZ	200.25
10/31	AMZN Mktp US*280V10L72 Amzn.com/bill WA	120.55
11/09	VIRTUAL SYMPOSIUM STRIPE.COM WA	250.00
	KELLY BARTZ	
	TRANSACTIONS THIS CYCLE (CARD 3849) \$450.25	

2020 Totals Year-to-Date	
Total fees charged in 2020	\$0.00
Total interest charged in 2020	\$0.00

Year-to-date totals do not reflect any fee or interest refunds you may have received.

## INTEREST CHARGES

Your Annual Percentage Rate (APR) is the annual interest rate on your account.

Balance Type	Annual Percentage Rate (APR)	Balance Subject To Interest Rate	Interest Charges
<b>PURCHASES</b>			
Purchases	10.24%(v)(d)	- 0 -	- 0 -
<b>CASH ADVANCES</b>			
Cash Advances	19.24%(v)(d)	- 0 -	- 0 -
<b>BALANCE TRANSFERS</b>			
Balance Transfer	10.24%(v)(d)	- 0 -	- 0 -

31 Days in Billing Period

- (v) = Variable Rate
- (d) = Daily Balance Method (including new transactions)
- (a) = Average Daily Balance Method (including new transactions)

Please see Information About Your Account section for the Calculation of Balance Subject to Interest Rate, Annual Renewal Notice, How to Avoid Interest on Purchases, and other important information, as applicable.



# Superstition Fire & Medical District Monthly Pinal County Treasurer's Bank Account Reconciliation

## 500 Debt Principal Fund

### Reconciliation References:

- A Previous month's bank ending balance / current month's bank beginning balance
- B Interest Income
- C Current month's property tax receipts (real and personal)
- D Current month's SRP contributions
- E Current month's bank ending balance
- F Cash Balance per G/L Balance Sheet  
\*consolidated account ending 1407 (original bond account) into 1409 (refinanced bond account)



**Superstition Fire & Medical District**  
**Debt Retirement Principal (Fund 500) Cash Reconciliation**  
**Fiscal Year 2019 - 2020**  
**11/30/2020**

	Deposits (Cash Receipts)	Cash Disbursements	Book Balance
Book Balance as of: 11/1/2020			<u>\$495,409.20</u> (A)
<u>Activity During the Month</u>			
Journal Entries:			
Interest Income (Expense):	431.86		431.86 (B)
Cash Receipts			
2012 Real Estate Taxes			-
2013 Real Estate Taxes			-
2014 Real Estate Taxes			-
2015 Real Estate Taxes			-
2016 Real Estate Taxes			-
2017 Real Estate Taxes			-
2018 Real Estate Taxes			-
2019 Real Estate Taxes	348.01		348.01
2020 Real Estate Taxes	36,146.74		36,146.74
2007 Pers. Prop. Taxes	1.95		1.95
2008 Pers. Prop. Taxes	1.42		1.42
2009 Pers. Prop. Taxes	1.27		1.27
2010 Pers. Prop. Taxes	1.41		1.41
2011 Pers. Prop. Taxes	1.82		1.82
2012 Pers. Prop. Taxes	9.80		9.80
2013 Pers. Prop. Taxes	9.30		9.30
2014 Pers. Prop. Taxes	8.15		8.15
2015 Pers. Prop. Taxes	13.02		13.02
2016 Pers. Prop. Taxes	22.91		22.91
2017 Pers. Prop. Taxes	19.03		19.03
2018 Pers. Prop. Taxes	33.17		33.17
2019 Pers. Prop. Taxes	105.34		105.34
2020 Pers. Prop. Taxes	3,473.90		3,473.90
SRP Contributions	7,366.02		7,366.02 (D)
Deposits			-
Revenue Transfer			-
Cash Disbursements			
A) Accounts Payable			-
B) Transfer In / Out			-
C) Refund Interest			0.00
	<u>\$47,995.12</u>	<u>0.00</u>	<u>\$543,404.32</u>
<u>Pinal County Bank Balance</u>			
Ending Bank Balance as of: 11/30/2020	Balance from YTD Column		\$ 543,404.32 (E)
		Check #	
Less: Outstanding Warrants			-
Plus: Deposits in Transit			-
			<u>\$ 543,404.32</u>
Prepared by: <i>Joseph Drake 12/2/2020</i>		Balance per B/S	\$ 543,404.32 (F)
Reviewed by: <i>Roger Wood 12/4/2020</i>		Difference	\$ -



Pinal County Treasurer

Monthly Statement

Date Range: 11/1/2020 to 11/30/2020

Account	Period	YTD	
<b>6116421409</b>	<b>Super Fire &amp; Med Debt Refunding Prin Series 2018</b>		
Begin Balance:	(A) 495,409.20	238,217.08	
Income:	47,995.12	305,187.73	
LOC Advance:	.00	.00	
Expense:	.00	(.49)	LOC: .00
LOC Payments:	.00	.00	Warrants Outstanding: .00
Cash Balance:	(E) 543,404.32	543,404.32	End: 543,404.32

Monthly Statement Summary

Source Code	Description	MTDAmount	YTDAmount
<b>6116421409</b>	<b>Super Fire &amp; Med Debt Refunding Prin Series 2018</b>	<b>Beginning Balance:</b> 495,409.20	238,217.08
11100.2018	2018 Real Estate Taxes	.00	2.87
11100.2019	2019 Real Estate Taxes	348.01	2,795.50
11100.2020	2020 Real Estate Taxes	36,146.74	268,755.08
12100.2018	2018 Personal Property Taxes	33.17	(836.24)
12100.2019	2019 Personal Property Taxes	105.34	612.15
12100.2020	2020 Personal Property Taxes	3,473.90	24,811.92
14100.0	Salt River Contribution	7,366.02	7,366.02
18200.2007	2007 Taxes Transferred	1.95	2.23
18200.2008	2008 Taxes Transferred	1.42	1.42
18200.2009	2009 Taxes Transferred	1.27	1.46
18200.2010	2010 Taxes Transferred	1.41	1.46
18200.2011	2011 Taxes Transferred	1.82	9.47
18200.2012	2012 Taxes Transferred	9.80	20.06
18200.2013	2013 Taxes Transferred	9.30	10.78
18200.2014	2014 Taxes Transferred	8.15	24.20
18200.2015	2015 Taxes Transferred	13.02	24.45
18200.2016	2016 Taxes Transferred	22.91	(23.38)
18200.2017	2017 Taxes Transferred	19.03	(94.11)
21100.43	Wells Fargo Trust Investment Interest	.06	.31
21100.46	Wells Fargo Investment Investment Interest	131.68	142.03
21100.47	WF Money Market Investment Interest	1.83	41.13
21100.48	WF Brokerage Account Investment Interest	.00	1.31
21100.55	Multi-Bank Securities Investment Interest	1.99	135.71
21100.70	Vining Sparks Investment Interest	214.01	1,061.24
21100.80	Stifel Nicolaus & Company Investment Interest	82.29	321.56
73750.0	Revenue Transfer	.00	(.90)
90400.0	Refund Interest	.00	(.49)
<b>Ending Balance:</b>		<b>543,404.32</b>	<b>543,404.32</b>

Monthly Statement Detail

Date	Notes	Doc #	Amount	C/D
<b>6116421409 Super Fire &amp; Med Debt Refunding Prin Series 2018</b>			<b>Beginning Balance: 495,409.20</b>	
11/00.2019	2019 Real Estate Taxes		Source Code Total: 348.01	
11/02	Tax Distribution	0	12.30	C
11/03	Tax Distribution	0	2.34	C
11/03	Tax Distribution	0	8.19	C
11/04	Tax Distribution	0	6.39	C
11/04	Tax Distribution	0	42.70	C
11/04	Tax Distribution	0	4.56	C

Monthly Statement Detail





Pinal County Treasurer

Monthly Statement

Date Range: 11/1/2020 to 11/30/2020

11/04 Tax Distribution	0	5.80	C
11/05 Tax Distribution	0	9.84	C
11/06 Tax Distribution	0	11.72	C
11/09 Tax Distribution	0	3.25	C
11/10 Tax Distribution	0	.21	C
11/10 Tax Distribution	0	1.76	C
11/12 Tax Distribution	0	6.95	C
11/12 Tax Distribution	0	6.02	C
11/13 Tax Distribution	0	9.62	C
11/17 Tax Distribution	0	65.87	C
11/18 Tax Distribution	0	8.06	C
11/19 Tax Distribution	0	2.91	C
11/23 Tax Distribution	0	7.77	C
11/23 Tax Distribution	0	3.84	C
11/23 Tax Distribution	0	3.88	C
11/24 Tax Distribution	0	12.04	C
11/25 Tax Distribution	0	24.51	C
11/30 Tax Distribution	0	28.99	C
11/30 Tax Distribution	0	56.46	C
11/30 Tax Distribution	0	2.03	C
<b>11100.2020 2020 Real Estate Taxes</b>		<b>Source Code Total: 36,146.74</b>	
11/02 Tax Distribution	0	288.06	C
11/02 Tax Distribution	0	2,715.24	C
11/02 Tax Distribution	0	247.10	C
11/02 Tax Distribution	0	369.78	C
11/02 Tax Distribution	0	26.68	C
11/02 Tax Distribution	0	456.52	C
11/03 Tax Distribution	0	(15.18)	C
11/03 Tax Distribution	0	760.61	C
11/03 Tax Distribution	0	1,060.76	C
11/03 Tax Distribution	0	1,451.30	C
11/03 Tax Distribution	0	1,208.64	C
11/03 Tax Distribution	0	403.50	C
11/03 Tax Distribution	0	268.98	C
11/03 Tax Distribution	0	1,060.20	C
11/04 Tax Distribution	0	(3.84)	C
11/04 Tax Distribution	0	2,223.40	C
11/04 Tax Distribution	0	141.04	C
11/04 Tax Distribution	0	169.04	C
11/04 Tax Distribution	0	136.26	C
11/04 Tax Distribution	0	557.49	C
11/04 Tax Distribution	0	816.13	C
11/05 Tax Distribution	0	(25.08)	C
11/05 Tax Distribution	0	211.58	C
11/05 Tax Distribution	0	922.68	C
11/05 Tax Distribution	0	488.67	C
11/05 Tax Distribution	0	43.71	C
11/05 Tax Distribution	0	108.87	C
11/05 Tax Distribution	0	41.75	C
11/06 Tax Distribution	0	(6.85)	C
11/06 Tax Distribution	0	(13.26)	C
11/06 Tax Distribution	0	79.79	C
11/06 Tax Distribution	0	2,500.72	C
11/06 Tax Distribution	0	239.44	C
11/09 Tax Distribution	0	424.29	C
11/09 Tax Distribution	0	146.93	C
11/09 Tax Distribution	0	620.65	C



Pinal County Treasurer

Monthly Statement

Date Range: 11/1/2020 to 11/30/2020

11/09 Tax Distribution	0	559.60	C
11/10 Tax Distribution	0	131.68	C
11/10 Tax Distribution	0	1,715.81	C
11/10 Tax Distribution	0	516.20	C
11/10 Tax Distribution	0	308.91	C
11/12 Tax Distribution	0	155.94	C
11/12 Tax Distribution	0	524.89	C
11/12 Tax Distribution	0	155.45	C
11/12 Tax Distribution	0	2,923.29	C
11/13 Tax Distribution	0	116.21	C
11/13 Tax Distribution	0	186.03	C
11/13 Tax Distribution	0	603.65	C
11/13 Tax Distribution	0	115.16	C
11/16 Tax Distribution	0	157.28	C
11/16 Tax Distribution	0	151.87	C
11/16 Tax Distribution	0	633.09	C
11/16 Tax Distribution	0	155.81	C
11/17 Tax Distribution	0	146.92	C
11/17 Tax Distribution	0	189.17	C
11/17 Tax Distribution	0	319.03	C
11/17 Tax Distribution	0	108.67	C
11/17 Tax Distribution	0	217.43	C
11/18 Tax Distribution	0	(24.95)	C
11/18 Tax Distribution	0	450.14	C
11/18 Tax Distribution	0	116.71	C
11/18 Tax Distribution	0	202.69	C
11/18 Tax Distribution	0	29.64	C
11/18 Tax Distribution	0	29.63	C
11/19 Tax Distribution	0	(82.33)	C
11/19 Tax Distribution	0	268.66	C
11/19 Tax Distribution	0	44.88	C
11/19 Tax Distribution	0	13.26	C
11/19 Tax Distribution	0	400.30	C
11/19 Tax Distribution	0	25.61	C
11/20 Tax Distribution	0	154.26	C
11/20 Tax Distribution	0	256.05	C
11/20 Tax Distribution	0	65.76	C
11/23 Tax Distribution	0	536.43	C
11/23 Tax Distribution	0	145.00	C
11/23 Tax Distribution	0	476.26	C
11/24 Tax Distribution	0	61.81	C
11/24 Tax Distribution	0	213.28	C
11/24 Tax Distribution	0	246.30	C
11/24 Tax Distribution	0	315.42	C
11/25 Tax Distribution	0	91.17	C
11/25 Tax Distribution	0	27.86	C
11/25 Tax Distribution	0	430.12	C
11/25 Tax Distribution	0	423.18	C
11/30 Tax Distribution	0	140.27	C
11/30 Tax Distribution	0	380.42	C
11/30 Tax Distribution	0	51.33	C
11/30 Tax Distribution	0	439.89	C
12100.2018 2018 Personal Property Taxes			Source Code Total: 33.17
11/02 Tax Distribution	0	1.22	C
11/03 Tax Distribution	0	1.88	C
11/04 Tax Distribution	0	.11	C
11/04 Tax Distribution	0	5.83	C



Pinal County Treasurer

Monthly Statement

Date Range: 11/1/2020 to 11/30/2020

11/05 Tax Distribution	0	3.87	C
11/18 Tax Distribution	0	.35	C
11/18 Tax Distribution	0	3.17	C
11/18 Tax Distribution	0	(.69)	C
11/19 Tax Distribution	0	2.92	C
11/23 Tax Distribution	0	8.35	C
11/24 Tax Distribution	0	4.01	C
11/25 Tax Distribution	0	.41	C
11/30 Tax Distribution	0	.87	C
11/30 Tax Distribution	0	.61	C
11/30 Tax Distribution	0	.26	C
<b>12100.2019 2019 Personal Property Taxes</b>		<b>Source Code Total: 105.34</b>	
11/02 Tax Distribution	0	.29	C
11/02 Tax Distribution	0	10.43	C
11/03 Tax Distribution	0	1.52	C
11/03 Tax Distribution	0	3.45	C
11/03 Tax Distribution	0	.12	C
11/04 Tax Distribution	0	2.25	C
11/04 Tax Distribution	0	10.70	C
11/05 Tax Distribution	0	5.92	C
11/06 Tax Distribution	0	4.56	C
11/09 Tax Distribution	0	1.47	C
11/10 Tax Distribution	0	.05	C
11/12 Tax Distribution	0	.06	C
11/12 Tax Distribution	0	2.29	C
11/13 Tax Distribution	0	22.75	C
11/16 Tax Distribution	0	1.99	C
11/18 Tax Distribution	0	1.69	C
11/18 Tax Distribution	0	3.63	C
11/19 Tax Distribution	0	3.50	C
11/23 Tax Distribution	0	2.92	C
11/23 Tax Distribution	0	5.74	C
11/24 Tax Distribution	0	3.30	C
11/25 Tax Distribution	0	.33	C
11/25 Tax Distribution	0	2.61	C
11/30 Tax Distribution	0	.35	C
11/30 Tax Distribution	0	13.42	C
<b>12100.2020 2020 Personal Property Taxes</b>		<b>Source Code Total: 3,473.90</b>	
11/02 Tax Distribution	0	19.84	C
11/02 Tax Distribution	0	25.62	C
11/02 Tax Distribution	0	39.02	C
11/02 Tax Distribution	0	34.60	C
11/02 Tax Distribution	0	63.72	C
11/03 Tax Distribution	0	71.08	C
11/03 Tax Distribution	0	124.92	C
11/03 Tax Distribution	0	57.50	C
11/03 Tax Distribution	0	80.48	C
11/03 Tax Distribution	0	7.82	C
11/03 Tax Distribution	0	112.41	C
11/04 Tax Distribution	0	232.53	C
11/04 Tax Distribution	0	335.80	C
11/04 Tax Distribution	0	35.57	C
11/04 Tax Distribution	0	38.18	C
11/04 Tax Distribution	0	25.52	C
11/04 Tax Distribution	0	22.94	C
11/05 Tax Distribution	0	18.99	C
11/05 Tax Distribution	0	24.48	C



Pinal County Treasurer

Monthly Statement

Date Range: 11/1/2020 to 11/30/2020

11/05 Tax Distribution	0	.74	C
11/05 Tax Distribution	0	8.91	C
11/05 Tax Distribution	0	10.95	C
11/06 Tax Distribution	0	(2.61)	C
11/06 Tax Distribution	0	2.55	C
11/06 Tax Distribution	0	15.66	C
11/06 Tax Distribution	0	131.15	C
11/06 Tax Distribution	0	31.11	C
11/09 Tax Distribution	0	7.53	C
11/09 Tax Distribution	0	34.58	C
11/09 Tax Distribution	0	29.27	C
11/09 Tax Distribution	0	56.22	C
11/10 Tax Distribution	0	13.71	C
11/10 Tax Distribution	0	22.54	C
11/10 Tax Distribution	0	50.09	C
11/10 Tax Distribution	0	10.67	C
11/12 Tax Distribution	0	53.44	C
11/12 Tax Distribution	0	46.37	C
11/12 Tax Distribution	0	43.53	C
11/12 Tax Distribution	0	26.30	C
11/13 Tax Distribution	0	17.01	C
11/13 Tax Distribution	0	18.75	C
11/13 Tax Distribution	0	42.50	C
11/13 Tax Distribution	0	5.95	C
11/16 Tax Distribution	0	24.76	C
11/16 Tax Distribution	0	64.88	C
11/16 Tax Distribution	0	83.23	C
11/16 Tax Distribution	0	18.60	C
11/17 Tax Distribution	0	76.90	C
11/17 Tax Distribution	0	4.25	C
11/17 Tax Distribution	0	52.36	C
11/17 Tax Distribution	0	159.46	C
11/17 Tax Distribution	0	6.30	C
11/18 Tax Distribution	0	36.21	C
11/18 Tax Distribution	0	18.00	C
11/18 Tax Distribution	0	36.42	C
11/18 Tax Distribution	0	7.30	C
11/18 Tax Distribution	0	1.15	C
11/19 Tax Distribution	0	36.87	C
11/19 Tax Distribution	0	1.24	C
11/19 Tax Distribution	0	37.74	C
11/19 Tax Distribution	0	5.39	C
11/20 Tax Distribution	0	37.58	C
11/20 Tax Distribution	0	16.74	C
11/20 Tax Distribution	0	6.88	C
11/23 Tax Distribution	0	90.00	C
11/23 Tax Distribution	0	22.68	C
11/23 Tax Distribution	0	76.85	C
11/24 Tax Distribution	0	14.73	C
11/24 Tax Distribution	0	33.53	C
11/24 Tax Distribution	0	55.43	C
11/24 Tax Distribution	0	26.96	C
11/25 Tax Distribution	0	(4.34)	C
11/25 Tax Distribution	0	11.83	C
11/25 Tax Distribution	0	64.53	C
11/25 Tax Distribution	0	32.07	C
11/30 Tax Distribution	0	43.75	C



Pinal County Treasurer

Monthly Statement

Date Range: 11/1/2020 to 11/30/2020

11/30 Tax Distribution	0	25.10	C
11/30 Tax Distribution	0	51.42	C
11/30 Tax Distribution	0	149.16	C
14100.0 Salt River Contribution		Source Code Total: 7,366.02	
11/03 Salt River Project In Lieu	0	7,366.02	C
18200.2007 2007 Taxes Transferred		Source Code Total: 1.95	
11/19 MATURED DEBT SVC FR 6-11642-1407	0	1.95	C
18200.2008 2008 Taxes Transferred		Source Code Total: 1.42	
11/19 MATURED DEBT SVC FR 6-11642-1407	0	1.42	C
18200.2009 2009 Taxes Transferred		Source Code Total: 1.27	
11/19 MATURED DEBT SVC FR 6-11642-1407	0	1.27	C
18200.2010 2010 Taxes Transferred		Source Code Total: 1.41	
11/19 MATURED DEBT SVC FR 6-11642-1407	0	1.41	C
18200.2011 2011 Taxes Transferred		Source Code Total: 1.82	
11/19 MATURED DEBT SVC FR 6-11642-1407	0	1.82	C
18200.2012 2012 Taxes Transferred		Source Code Total: 9.80	
11/10 MATURED DEBT SVC FR 6-11642-1407	0	.15	C
11/18 MATURED DEBT SVC FR 6-11642-1407	0	2.51	C
11/19 MATURED DEBT SVC FR 6-11642-1407	0	2.13	C
11/24 MATURED DEBT SVC FR 6-11642-1407	0	5.01	C
18200.2013 2013 Taxes Transferred		Source Code Total: 9.30	
11/05 MATURED DEBT SVC FR 6-11642-1407	0	.45	C
11/10 MATURED DEBT SVC FR 6-11642-1407	0	.03	C
11/13 MATURED DEBT SVC FR 6-11642-1407	0	.68	C
11/18 MATURED DEBT SVC FR 6-11642-1407	0	2.43	C
11/19 MATURED DEBT SVC FR 6-11642-1407	0	2.10	C
11/24 MATURED DEBT SVC FR 6-11642-1407	0	2.02	C
11/24 MATURED DEBT SVC FR 6-11642-1407	0	1.59	C
18200.2014 2014 Taxes Transferred		Source Code Total: 8.15	
11/17 MATURED DEBT SVC FR 6-11642-1407	0	.21	C
11/18 MATURED DEBT SVC FR 6-11642-1407	0	2.50	C
11/19 MATURED DEBT SVC FR 6-11642-1407	0	2.23	C
11/20 MATURED DEBT SVC FR 6-11642-1407	0	.34	C
11/24 MATURED DEBT SVC FR 6-11642-1407	0	2.87	C
18200.2015 2015 Taxes Transferred		Source Code Total: 13.02	
11/03 MATURED DEBT SVC FR 6-11642-1407	0	1.54	C
11/04 MATURED DEBT SVC FR 6-11642-1407	0	3.25	C
11/16 MATURED DEBT SVC FR 6-11642-1407	0	.27	C
11/18 MATURED DEBT SVC FR 6-11642-1407	0	2.59	C
11/19 MATURED DEBT SVC FR 6-11642-1407	0	2.35	C
11/24 MATURED DEBT SVC FR 6-11642-1407	0	3.02	C
18200.2016 2016 Taxes Transferred		Source Code Total: 22.91	
11/03 MATURED DEBT SVC FR 6-11642-1407	0	1.58	C
11/04 MATURED DEBT SVC FR 6-11642-1407	0	3.42	C
11/05 MATURED DEBT SVC FR 6-11642-1407	0	4.19	C
11/09 MATURED DEBT SVC FR 6-11642-1407	0	4.97	C
11/09 MATURED DEBT SVC FR 6-11642-1407	0	.48	C
11/18 MATURED DEBT SVC FR 6-11642-1407	0	2.66	C
11/19 MATURED DEBT SVC FR 6-11642-1407	0	2.45	C
11/24 MATURED DEBT SVC FR 6-11642-1407	0	3.16	C
18200.2017 2017 Taxes Transferred		Source Code Total: 19.03	
11/03 MATURED DEBT SVC FR 6-11642-1407	0	1.66	C
11/04 MATURED DEBT SVC FR 6-11642-1407	0	3.58	C
11/05 MATURED DEBT SVC FR 6-11642-1407	0	2.66	C
11/09 MATURED DEBT SVC FR 6-11642-1407	0	.97	C
11/10 MATURED DEBT SVC FR 6-11642-1407	0	.33	C
11/18 MATURED DEBT SVC FR 6-11642-1407	0	2.79	C



Pinal County Treasurer

Monthly Statement

Date Range: 11/1/2020 to 11/30/2020

11/19 MATURED DEBT SVC FR 6-11642-1407	0	2.57	C
11/24 MATURED DEBT SVC FR 6-11642-1407	0	3.47	C
11/30 MATURED DEBT SVC FR 6-11642-1407	0	.49	C
11/30 MATURED DEBT SVC FR 6-11642-1407	0	.51	C
21100.43 Wells Fargo Trust Investment Interest		Source Code Total: .06	
11/03 Investment Interest	0	.06	C
21100.46 Wells Fargo Investment Investment Interest		Source Code Total: 131.68	
11/25 Investment Interest	0	14.45	C
11/30 Investment Interest	0	.63	C
11/30 Investment Interest	0	86.95	C
11/30 Investment Interest	0	28.59	C
11/30 Investment Interest	0	1.06	C
21100.47 WF Money Market Investment Interest		Source Code Total: 1.83	
11/02 Investment Interest	0	1.83	C
21100.55 Multi-Bank Securities Investment Interest		Source Code Total: 1.99	
11/02 Investment Interest	0	1.99	C
21100.70 Vining Sparks Investment Interest		Source Code Total: 214.01	
11/09 Investment Interest	0	35.69	C
11/20 Investment Interest	0	34.20	C
11/23 Investment Interest	0	49.09	C
11/25 Investment Interest	0	37.19	C
11/30 Investment Interest	0	9.74	C
11/30 Investment Interest	0	44.41	C
11/30 Investment Interest	0	3.69	C
21100.80 Stifel Nicolaus & Company Investment Interest		Source Code Total: 82.29	
11/04 Investment Interest	0	2.57	C
11/04 Investment Interest	0	38.26	C
11/10 Investment Interest	0	4.04	C
11/12 Investment Interest	0	1.21	C
11/30 Investment Interest	0	36.21	C

6116421409 Super Fire & Med Debt Refunding Prin Series 2018 **Ending Balance: 543,404.32**

12/2/20  
9:23:23 AM

**Superstition Fire & Medical District**

Balance Sheet

As of 11/30/2020

FUND: (500) Debt Retirement Principal Fund

**Assets**

**Current Assets**

Fund Cash - Debt Retirement Principal  
Total Current Assets

\$543,404.32

\$543,404.32

(F)

**Total Assets**

\$543,404.32

**Liabilities and Equity**

**Equity**

Fund Balance - Debt Retirement Principal  
Current Year Profit/Loss  
Total Equity

\$238,217.08

305,187.24

543,404.32

**Total Liabilities and Equity**

\$543,404.32

# Superstition Fire & Medical District Monthly Pinal County Treasurer's Bank Account Reconciliation

## 600 Debt Interest Fund

### Reconciliation References:

- A Previous month's bank ending balance / current month's bank beginning balance
  - B Interest Income
  - C Current month's property tax receipts (real and personal)
  - D Current month's SRP contributions
  - E Current month's bank ending balance
  - F Cash Balance per G/L Balance Sheet
- \*consolidated account ending 1408 (original bond account) into 1410 (refinanced bond account)





**Superstition Fire & Medical District**  
**Debt Retirement Interest (Fund 600) Cash Reconciliation**  
**Fiscal Year 2019 - 2020**  
**11/30/2020**

	Deposits (Cash Receipts)	Cash Disbursements	Treasurer's Balance	Book Balance
Book Balance as of: 11/1/2020				\$111,950.90 <b>(A)</b>
<u>Activity During the Month</u>				
Journal Entries:				
Interest Income (Expense):	99.71			99.71 <b>(B)</b>
Cash Receipts				
2011 Real Estate Taxes				-
2012 Real Estate Taxes				-
2013 Real Estate Taxes				-
2014 Real Estate Taxes				-
2015 Real Estate Taxes				-
2016 Real Estate Taxes				-
2017 Real Estate Taxes				-
2018 Real Estate Taxes				-
2019 Real Estate Taxes	107.21			107.21
2020 Real Estate Taxes	5,685.18			5,685.18
2007 Pers. Prop. Taxes	1.94			1.94
2008 Pers. Prop. Taxes	1.98			1.98
2009 Pers. Prop. Taxes	1.65			1.65
2010 Pers. Prop. Taxes	1.70			1.70
2011 Pers. Prop. Taxes	2.18			2.18
2012 Pers. Prop. Taxes	9.25			9.25
2013 Pers. Prop. Taxes	8.68			8.68
2014 Pers. Prop. Taxes	6.98			6.98
2015 Pers. Prop. Taxes	9.95			9.95
2016 Pers. Prop. Taxes	15.76			15.76
2017 Pers. Prop. Taxes	11.63			11.63
2018 Pers. Prop. Taxes	4.64			4.64
2019 Pers. Prop. Taxes	32.49			32.49
2020 Pers. Prop. Taxes	546.35			546.35
SRP Contributions	1,158.52			1,158.52 <b>(D)</b>
Deposits				-
Revenue Transfer				-
Cash Disbursements				
A) Accounts Payable				-
B) Transfer In / Out				-
C) Refund Interest				-
	<u>\$7,705.80</u>	<u>0.00</u>		<u>\$119,656.70</u>
<u>Pinal County Bank Balance</u>				
Ending Bank Balance as of: 11/30/2020		Balance from YTD Column		\$ 119,656.70 <b>(E)</b>
		Check #		
Less: Outstanding Warrants				-
Plus: Deposits in Transit				-
				<u>\$ 119,656.70</u>
Prepared by: <u>[Signature]</u> 12/2/2020				Balance per B/S \$ 119,656.70 <b>(F)</b>
Reviewed by: <u>[Signature]</u> 12/4/2020				Difference \$ -



Pinal County Treasurer

Monthly Statement

Date Range: 11/1/2020 to 11/30/2020

Account	Period	YTD		
<b>6116421410</b>	<b>Super Fire &amp; Med Debt Refunding Int Series 2018</b>			
Begin Balance:	(A) 111,950.90	71,044.62		
Income:	7,705.80	48,612.16		
LOC Advance:	.00	.00		
Expense:	.00	(.08)	LOC:	.00
LOC Payments:	.00	.00	Warrants Outstanding:	.00
Cash Balance:	(E) 119,656.70	119,656.70	End:	119,656.70

Monthly Statement Summary

Source Code	Description	MTDAmount	YTDAmount
<b>6116421410</b>	<b>Super Fire &amp; Med Debt Refunding Int Series 2018</b>	<b>Beginning Balance:</b> 111,950.90	71,044.62
11100.2018	2018 Real Estate Taxes	.00	.42
11100.2019	2019 Real Estate Taxes	107.21	861.63
11100.2020	2020 Real Estate Taxes	5,685.18	42,271.41
12100.2018	2018 Personal Property Taxes	4.64	(116.63)
12100.2019	2019 Personal Property Taxes	32.49	188.63
12100.2020	2020 Personal Property Taxes	546.35	3,902.14
14100.0	Salt River Contribution	1,158.52	1,158.52
18200.2007	2007 Taxes Transferred	1.94	2.22
18200.2008	2008 Taxes Transferred	1.98	1.98
18200.2009	2009 Taxes Transferred	1.65	1.89
18200.2010	2010 Taxes Transferred	1.70	1.76
18200.2011	2011 Taxes Transferred	2.18	11.35
18200.2012	2012 Taxes Transferred	9.25	18.92
18200.2013	2013 Taxes Transferred	8.68	10.05
18200.2014	2014 Taxes Transferred	6.98	20.72
18200.2015	2015 Taxes Transferred	9.95	18.67
18200.2016	2016 Taxes Transferred	15.76	(16.11)
18200.2017	2017 Taxes Transferred	11.63	(57.41)
21100.43	Wells Fargo Trust Investment Interest	.02	.07
21100.46	Wells Fargo Investment Investment Interest	30.72	32.82
21100.47	WF Money Market Investment Interest	.45	9.16
21100.48	WF Brokerage Account Investment Interest	.00	.37
21100.55	Multi-Bank Securities Investment Interest	.44	25.53
21100.70	Vining Sparks Investment Interest	49.23	203.38
21100.80	Stifel Nicolaus & Company Investment Interest	18.85	61.24
73750.0	Revenue Transfer	.00	(.57)
90400.0	Refund Interest	.00	(.08)
<b>Ending Balance:</b>		<b>119,656.70</b>	<b>119,656.70</b>

Monthly Statement Detail

Date	Notes	Doc #	Amount	C/D
<b>6116421410</b>	<b>21410 Super Fire &amp; Med Debt Refunding Int Series 2018</b>		<b>Beginning Balance: 111,950.90</b>	
11100.2019	2019 Real Estate Taxes		Source Code Total: 107.21	
11/02	Tax Distribution	0	3.79	C
11/03	Tax Distribution	0	.72	C
11/03	Tax Distribution	0	2.52	C
11/04	Tax Distribution	0	1.97	C
11/04	Tax Distribution	0	13.15	C
11/04	Tax Distribution	0	1.40	C




Pinal County Treasurer

Monthly Statement

Date Range: 11/1/2020 to 11/30/2020

11/04 Tax Distribution	0	1.78	C
11/05 Tax Distribution	0	3.03	C
11/06 Tax Distribution	0	3.61	C
11/09 Tax Distribution	0	1.00	C
11/10 Tax Distribution	0	.07	C
11/10 Tax Distribution	0	.54	C
11/12 Tax Distribution	0	2.14	C
11/12 Tax Distribution	0	1.86	C
11/13 Tax Distribution	0	2.97	C
11/17 Tax Distribution	0	20.30	C
11/18 Tax Distribution	0	2.48	C
11/19 Tax Distribution	0	.90	C
11/23 Tax Distribution	0	2.39	C
11/23 Tax Distribution	0	1.18	C
11/23 Tax Distribution	0	1.19	C
11/24 Tax Distribution	0	3.71	C
11/25 Tax Distribution	0	7.55	C
11/30 Tax Distribution	0	8.93	C
11/30 Tax Distribution	0	17.40	C
11/30 Tax Distribution	0	.63	C
<b>11100.2020 2020 Real Estate Taxes</b>		<b>Source Code Total: 5,685.18</b>	
11/02 Tax Distribution	0	45.31	C
11/02 Tax Distribution	0	427.06	C
11/02 Tax Distribution	0	38.85	C
11/02 Tax Distribution	0	58.17	C
11/02 Tax Distribution	0	4.20	C
11/02 Tax Distribution	0	71.81	C
11/03 Tax Distribution	0	(2.39)	C
11/03 Tax Distribution	0	119.66	C
11/03 Tax Distribution	0	166.83	C
11/03 Tax Distribution	0	228.22	C
11/03 Tax Distribution	0	190.08	C
11/03 Tax Distribution	0	63.42	C
11/03 Tax Distribution	0	42.31	C
11/03 Tax Distribution	0	166.74	C
11/04 Tax Distribution	0	(.60)	C
11/04 Tax Distribution	0	349.81	C
11/04 Tax Distribution	0	22.18	C
11/04 Tax Distribution	0	26.59	C
11/04 Tax Distribution	0	21.43	C
11/04 Tax Distribution	0	87.75	C
11/04 Tax Distribution	0	128.37	C
11/05 Tax Distribution	0	(3.95)	C
11/05 Tax Distribution	0	33.28	C
11/05 Tax Distribution	0	145.02	C
11/05 Tax Distribution	0	76.85	C
11/05 Tax Distribution	0	6.88	C
11/05 Tax Distribution	0	17.12	C
11/05 Tax Distribution	0	6.57	C
11/06 Tax Distribution	0	(1.08)	C
11/06 Tax Distribution	0	(2.06)	C
11/06 Tax Distribution	0	12.56	C
11/06 Tax Distribution	0	393.31	C
11/06 Tax Distribution	0	37.67	C
11/09 Tax Distribution	0	66.73	C
11/09 Tax Distribution	0	23.10	C
11/09 Tax Distribution	0	97.61	C



Pinal County Treasurer

Monthly Statement

Date Range: 11/1/2020 to 11/30/2020

11/09 Tax Distribution	0	88.02	C
11/10 Tax Distribution	0	20.70	C
11/10 Tax Distribution	0	269.87	C
11/10 Tax Distribution	0	81.19	C
11/10 Tax Distribution	0	48.60	C
11/12 Tax Distribution	0	24.53	C
11/12 Tax Distribution	0	82.55	C
11/12 Tax Distribution	0	24.45	C
11/12 Tax Distribution	0	459.77	C
11/13 Tax Distribution	0	18.28	C
11/13 Tax Distribution	0	29.28	C
11/13 Tax Distribution	0	94.89	C
11/13 Tax Distribution	0	18.11	C
11/16 Tax Distribution	0	24.74	C
11/16 Tax Distribution	0	23.88	C
11/16 Tax Distribution	0	99.57	C
11/16 Tax Distribution	0	24.50	C
11/17 Tax Distribution	0	23.10	C
11/17 Tax Distribution	0	29.75	C
11/17 Tax Distribution	0	50.17	C
11/17 Tax Distribution	0	17.10	C
11/17 Tax Distribution	0	34.19	C
11/18 Tax Distribution	0	(3.92)	C
11/18 Tax Distribution	0	70.78	C
11/18 Tax Distribution	0	18.36	C
11/18 Tax Distribution	0	31.88	C
11/18 Tax Distribution	0	4.66	C
11/18 Tax Distribution	0	4.67	C
11/19 Tax Distribution	0	(12.95)	C
11/19 Tax Distribution	0	42.28	C
11/19 Tax Distribution	0	7.06	C
11/19 Tax Distribution	0	2.07	C
11/19 Tax Distribution	0	62.96	C
11/19 Tax Distribution	0	4.03	C
11/20 Tax Distribution	0	24.25	C
11/20 Tax Distribution	0	40.25	C
11/20 Tax Distribution	0	10.34	C
11/23 Tax Distribution	0	84.38	C
11/23 Tax Distribution	0	22.81	C
11/23 Tax Distribution	0	74.91	C
11/24 Tax Distribution	0	9.72	C
11/24 Tax Distribution	0	33.56	C
11/24 Tax Distribution	0	38.76	C
11/24 Tax Distribution	0	49.61	C
11/25 Tax Distribution	0	14.35	C
11/25 Tax Distribution	0	4.38	C
11/25 Tax Distribution	0	67.64	C
11/25 Tax Distribution	0	66.57	C
11/30 Tax Distribution	0	22.06	C
11/30 Tax Distribution	0	59.82	C
11/30 Tax Distribution	0	8.07	C
11/30 Tax Distribution	0	69.17	C
12100.2018 2018 Personal Property Taxes		Source Code Total: 4.64	
11/02 Tax Distribution	0	.17	C
11/03 Tax Distribution	0	.26	C
11/04 Tax Distribution	0	.02	C
11/04 Tax Distribution	0	.82	C



Pinal County Treasurer

Monthly Statement

Date Range: 11/1/2020 to 11/30/2020

11/05 Tax Distribution	0	.54	C
11/18 Tax Distribution	0	.05	C
11/18 Tax Distribution	0	.44	C
11/18 Tax Distribution	0	(.09)	C
11/19 Tax Distribution	0	.41	C
11/23 Tax Distribution	0	1.16	C
11/24 Tax Distribution	0	.56	C
11/25 Tax Distribution	0	.06	C
11/30 Tax Distribution	0	.12	C
11/30 Tax Distribution	0	.08	C
11/30 Tax Distribution	0	.04	C
<b>12100.2019 2019 Personal Property Taxes</b>		<b>Source Code Total: 32.49</b>	
11/02 Tax Distribution	0	.09	C
11/02 Tax Distribution	0	3.21	C
11/03 Tax Distribution	0	.47	C
11/03 Tax Distribution	0	1.06	C
11/03 Tax Distribution	0	.04	C
11/04 Tax Distribution	0	.70	C
11/04 Tax Distribution	0	3.30	C
11/05 Tax Distribution	0	1.83	C
11/06 Tax Distribution	0	1.40	C
11/09 Tax Distribution	0	.45	C
11/10 Tax Distribution	0	.01	C
11/12 Tax Distribution	0	.02	C
11/12 Tax Distribution	0	.71	C
11/13 Tax Distribution	0	7.01	C
11/16 Tax Distribution	0	.62	C
11/18 Tax Distribution	0	.52	C
11/18 Tax Distribution	0	1.12	C
11/19 Tax Distribution	0	1.08	C
11/23 Tax Distribution	0	.90	C
11/23 Tax Distribution	0	1.77	C
11/24 Tax Distribution	0	1.02	C
11/25 Tax Distribution	0	.10	C
11/25 Tax Distribution	0	.81	C
11/30 Tax Distribution	0	.11	C
11/30 Tax Distribution	0	4.14	C
<b>12100.2020 2020 Personal Property Taxes</b>		<b>Source Code Total: 546.35</b>	
11/02 Tax Distribution	0	3.12	C
11/02 Tax Distribution	0	4.03	C
11/02 Tax Distribution	0	6.15	C
11/02 Tax Distribution	0	5.42	C
11/02 Tax Distribution	0	10.06	C
11/03 Tax Distribution	0	11.21	C
11/03 Tax Distribution	0	19.65	C
11/03 Tax Distribution	0	9.05	C
11/03 Tax Distribution	0	12.67	C
11/03 Tax Distribution	0	1.23	C
11/03 Tax Distribution	0	17.66	C
11/04 Tax Distribution	0	36.56	C
11/04 Tax Distribution	0	52.80	C
11/04 Tax Distribution	0	5.59	C
11/04 Tax Distribution	0	6.00	C
11/04 Tax Distribution	0	4.01	C
11/04 Tax Distribution	0	3.61	C
11/05 Tax Distribution	0	2.98	C
11/05 Tax Distribution	0	3.85	C



Pinal County Treasurer

Monthly Statement

Date Range: 11/1/2020 to 11/30/2020

11/05 Tax Distribution	0	.12	C
11/05 Tax Distribution	0	1.40	C
11/05 Tax Distribution	0	1.73	C
11/06 Tax Distribution	0	(.41)	C
11/06 Tax Distribution	0	.40	C
11/06 Tax Distribution	0	2.46	C
11/06 Tax Distribution	0	20.62	C
11/06 Tax Distribution	0	4.89	C
11/09 Tax Distribution	0	1.18	C
11/09 Tax Distribution	0	5.43	C
11/09 Tax Distribution	0	4.59	C
11/09 Tax Distribution	0	8.85	C
11/10 Tax Distribution	0	2.16	C
11/10 Tax Distribution	0	3.54	C
11/10 Tax Distribution	0	7.89	C
11/10 Tax Distribution	0	1.67	C
11/12 Tax Distribution	0	8.39	C
11/12 Tax Distribution	0	7.30	C
11/12 Tax Distribution	0	6.85	C
11/12 Tax Distribution	0	4.14	C
11/13 Tax Distribution	0	2.66	C
11/13 Tax Distribution	0	2.95	C
11/13 Tax Distribution	0	6.67	C
11/13 Tax Distribution	0	.93	C
11/16 Tax Distribution	0	3.90	C
11/16 Tax Distribution	0	10.23	C
11/16 Tax Distribution	0	13.10	C
11/16 Tax Distribution	0	2.94	C
11/17 Tax Distribution	0	12.10	C
11/17 Tax Distribution	0	.67	C
11/17 Tax Distribution	0	8.25	C
11/17 Tax Distribution	0	25.09	C
11/17 Tax Distribution	0	.98	C
11/18 Tax Distribution	0	5.70	C
11/18 Tax Distribution	0	2.83	C
11/18 Tax Distribution	0	5.76	C
11/18 Tax Distribution	0	1.15	C
11/18 Tax Distribution	0	.18	C
11/19 Tax Distribution	0	5.77	C
11/19 Tax Distribution	0	.20	C
11/19 Tax Distribution	0	5.92	C
11/19 Tax Distribution	0	.85	C
11/20 Tax Distribution	0	5.92	C
11/20 Tax Distribution	0	2.63	C
11/20 Tax Distribution	0	1.09	C
11/23 Tax Distribution	0	14.14	C
11/23 Tax Distribution	0	3.56	C
11/23 Tax Distribution	0	12.08	C
11/24 Tax Distribution	0	2.33	C
11/24 Tax Distribution	0	5.25	C
11/24 Tax Distribution	0	8.70	C
11/24 Tax Distribution	0	4.24	C
11/25 Tax Distribution	0	(.68)	C
11/25 Tax Distribution	0	1.86	C
11/25 Tax Distribution	0	10.14	C
11/25 Tax Distribution	0	5.05	C
11/30 Tax Distribution	0	6.88	C



Pinal County Treasurer

Monthly Statement

Date Range: 11/1/2020 to 11/30/2020

11/30 Tax Distribution	0	3.94	C
11/30 Tax Distribution	0	8.08	C
11/30 Tax Distribution	0	23.46	C
14100.0 Salt River Contribution		Source Code Total: 1,158.52	
11/03 Salt River Project In Lieu	0	1,158.52	C
18200.2007 2007 Taxes Transferred		Source Code Total: 1.94	
11/19 MATURED DEBT SVC FR 6-11642-1408	0	1.94	C
18200.2008 2008 Taxes Transferred		Source Code Total: 1.98	
11/19 MATURED DEBT SVC FR 6-11642-1408	0	1.98	C
18200.2009 2009 Taxes Transferred		Source Code Total: 1.65	
11/19 MATURED DEBT SVC FR 6-11642-1408	0	1.65	C
18200.2010 2010 Taxes Transferred		Source Code Total: 1.70	
11/19 MATURED DEBT SVC FR 6-11642-1408	0	1.70	C
18200.2011 2011 Taxes Transferred		Source Code Total: 2.18	
11/19 MATURED DEBT SVC FR 6-11642-1408	0	2.18	C
18200.2012 2012 Taxes Transferred		Source Code Total: 9.25	
11/10 MATURED DEBT SVC FR 6-11642-1408	0	.14	C
11/18 MATURED DEBT SVC FR 6-11642-1408	0	2.37	C
11/19 MATURED DEBT SVC FR 6-11642-1408	0	2.01	C
11/24 MATURED DEBT SVC FR 6-11642-1408	0	4.73	C
18200.2013 2013 Taxes Transferred		Source Code Total: 8.68	
11/05 MATURED DEBT SVC FR 6-11642-1408	0	.42	C
11/10 MATURED DEBT SVC FR 6-11642-1408	0	.03	C
11/13 MATURED DEBT SVC FR 6-11642-1408	0	.63	C
11/18 MATURED DEBT SVC FR 6-11642-1408	0	2.27	C
11/19 MATURED DEBT SVC FR 6-11642-1408	0	1.96	C
11/24 MATURED DEBT SVC FR 6-11642-1408	0	1.89	C
11/24 MATURED DEBT SVC FR 6-11642-1408	0	1.48	C
18200.2014 2014 Taxes Transferred		Source Code Total: 6.98	
11/17 MATURED DEBT SVC FR 6-11642-1408	0	.18	C
11/18 MATURED DEBT SVC FR 6-11642-1408	0	2.14	C
11/19 MATURED DEBT SVC FR 6-11642-1408	0	1.91	C
11/20 MATURED DEBT SVC FR 6-11642-1408	0	.29	C
11/24 MATURED DEBT SVC FR 6-11642-1408	0	2.46	C
18200.2015 2015 Taxes Transferred		Source Code Total: 9.95	
11/03 MATURED DEBT SVC FR 6-11642-1408	0	1.18	C
11/04 MATURED DEBT SVC FR 6-11642-1408	0	2.49	C
11/16 MATURED DEBT SVC FR 6-11642-1408	0	.20	C
11/18 MATURED DEBT SVC FR 6-11642-1408	0	1.98	C
11/19 MATURED DEBT SVC FR 6-11642-1408	0	1.79	C
11/24 MATURED DEBT SVC FR 6-11642-1408	0	2.31	C
18200.2016 2016 Taxes Transferred		Source Code Total: 15.76	
11/03 MATURED DEBT SVC FR 6-11642-1408	0	1.09	C
11/04 MATURED DEBT SVC FR 6-11642-1408	0	2.35	C
11/05 MATURED DEBT SVC FR 6-11642-1408	0	2.88	C
11/09 MATURED DEBT SVC FR 6-11642-1408	0	3.42	C
11/09 MATURED DEBT SVC FR 6-11642-1408	0	.33	C
11/18 MATURED DEBT SVC FR 6-11642-1408	0	1.83	C
11/19 MATURED DEBT SVC FR 6-11642-1408	0	1.69	C
11/24 MATURED DEBT SVC FR 6-11642-1408	0	2.17	C
18200.2017 2017 Taxes Transferred		Source Code Total: 11.63	
11/03 MATURED DEBT SVC FR 6-11642-1408	0	1.01	C
11/04 MATURED DEBT SVC FR 6-11642-1408	0	2.19	C
11/05 MATURED DEBT SVC FR 6-11642-1408	0	1.63	C
11/09 MATURED DEBT SVC FR 6-11642-1408	0	.60	C
11/10 MATURED DEBT SVC FR 6-11642-1408	0	.20	C
11/18 MATURED DEBT SVC FR 6-11642-1408	0	1.70	C



Pinal County Treasurer

Monthly Statement

Date Range: 11/1/2020 to 11/30/2020

11/19 MATURED DEBT SVC FR 6-11642-1408	0	1.57	C
11/24 MATURED DEBT SVC FR 6-11642-1408	0	2.12	C
11/30 MATURED DEBT SVC FR 6-11642-1408	0	.30	C
11/30 MATURED DEBT SVC FR 6-11642-1408	0	.31	C
21100.43 Wells Fargo Trust Investment Interest		Source Code Total:	.02
11/03 Investment Interest	0		.02 C
21100.46 Wells Fargo Investment Investment Interest		Source Code Total:	30.72
11/25 Investment Interest	0		3.35 C
11/30 Investment Interest	0		.14 C
11/30 Investment Interest	0		20.30 C
11/30 Investment Interest	0		6.68 C
11/30 Investment Interest	0		.25 C
21100.47 WF Money Market Investment Interest		Source Code Total:	.45
11/02 Investment Interest	0		.45 C
21100.55 Multi-Bank Securities Investment Interest		Source Code Total:	.44
11/02 Investment Interest	0		.44 C
21100.70 Vining Sparks Investment Interest		Source Code Total:	49.23
11/09 Investment Interest	0		7.94 C
11/20 Investment Interest	0		7.82 C
11/23 Investment Interest	0		11.29 C
11/25 Investment Interest	0		8.59 C
11/30 Investment Interest	0		2.38 C
11/30 Investment Interest	0		10.30 C
11/30 Investment Interest	0		.91 C
21100.80 Stifel Nicolaus & Company Investment Interest		Source Code Total:	18.85
11/04 Investment Interest	0		.69 C
11/04 Investment Interest	0		8.46 C
11/10 Investment Interest	0		1.02 C
11/12 Investment Interest	0		.28 C
11/30 Investment Interest	0		8.40 C

6116421410 Super Fire & Med Debt Refunding Int Series 2018 **Ending Balance: 119,656.70**



12/2/20  
9:23:08 AM

**Superstition Fire & Medical District**

Balance Sheet

As of 11/30/2020

FUND: (600) Debt Retirement Interest Fund

**Assets**

**Current Assets**

Fund Cash - Debt Retirement Interest  
Total Current Assets

\$119,656.70

\$119,656.70

(F)

**Total Assets**

\$119,656.70

**Liabilities and Equity**

**Equity**

Fund Balance - Debt Retirement Interest  
Current Year Profit/Loss  
Total Equity

\$71,044.62

48,612.08

119,656.70

**Total Liabilities and Equity**

\$119,656.70