



## Superstition Fire & Medical District Balance Sheet - All Governmental Funds

For Fiscal: 2020-2021 Period Ending: 8/31/20

	100	150	200	400	500	600	Total
	General	Transport	Capital Projects	Special Revenue	Debt Principal	Debt Interest	
<b>Current Assets</b>							
10100 - FUND CASH	1,756,129.84	576,131.60	-	-	-	-	2,332,261.44
10150 - PAYROLL ACCOUNT	(2,057,336.65)	(275,437.48)	-	-	-	-	(2,332,774.13)
10200 - FUND CASH - CAPITAL PROJECTS	-	-	551,024.22	-	-	-	551,024.22
10400 - FUND CASH - SPECIAL REVENUE FUND	-	-	-	55,764.07	-	-	55,764.07
10500 - FUND CASH - DEBT RETIREMENT PRINCIPAL	-	-	-	-	239,962.74	-	239,962.74
10600 - FUND CASH - DEBT RETIREMENT INTEREST	-	-	-	-	-	71,505.81	71,505.81
11000 - PETTY CASH - ACCOUNTING	100.00	-	-	-	-	-	100.00
CASH SUBTOTAL	(301,106.81)	300,694.12	551,024.22	55,764.07	239,962.74	71,505.81	917,844.15
13000 - ACCOUNTS RECEIVABLE	-	-	-	-	-	-	-
13500 - PROPERTY TAXES RECEIVABLE	-	-	-	-	-	-	-
15000 - DUE FROM OTHER FUNDS	1,362,649.22	-	1,275,295.36	-	-	-	2,637,944.58
15500 - DEPOSIT	-	-	-	-	-	-	-
16000 - PREPAID ITEMS	-	-	-	-	-	-	-
<b>Total Assets:</b>	<b>\$ 1,061,542.41</b>	<b>\$ 300,694.12</b>	<b>\$ 1,826,319.58</b>	<b>\$ 55,764.07</b>	<b>\$ 239,962.74</b>	<b>\$ 71,505.81</b>	<b>\$ 3,555,788.73</b>
<b>Current Liabilities</b>							
21050 - ACCOUNTS PAYABLE	-	-	-	-	-	-	-
21250 - SALES TAX PAYABLE	49.92	4.46	-	189.00	-	-	243.38
21300 - FEDERAL INCOME WITHHOLDING	-	-	-	-	-	-	-
21400 - SOCIAL SECURITY WITHHOLDING	-	-	-	-	-	-	-
21450 - MEDICARE WITHHOLDING	-	-	-	-	-	-	-
21500 - STATE INCOME TAX WITHHOLDING	-	-	-	-	-	-	-
21660 - HEALTH SAVINGS ACCOUNT	-	-	-	-	-	-	-
21665 - HSA FEES (DUE 3RD PARTY)	-	-	-	-	-	-	-
21700 - PUBLIC SAFETY RETIREMENT	-	-	-	-	-	-	-
21725 - CIVILIAN EMPLOYEE RETIREMENT	(0.10)	(7.52)	-	-	-	-	(7.62)
21800 - PRE-TAX 457 PLAN	-	-	-	-	-	-	-
21925 - VOLUNTARY EMPLOYEE BENEFICIARY ASSOC	-	-	-	-	-	-	-
22200 - DISABILITY INS - VOLUNTARY LONG TERM	(3,149.54)	(493.70)	-	-	-	-	(3,643.24)
22300 - LIFE INS - VOLUNTARY SUPPLEMENTAL	(2,340.64)	(186.76)	-	-	-	-	(2,527.40)
24000 - AFLAC	2,384.63	401.16	-	-	-	-	2,785.79
25000 - DUE TO OTHER FUNDS	-	2,637,944.58	-	-	-	-	2,637,944.58
26000 - DEFERRED REVENUE	-	-	-	-	-	-	-
26550 - ACCRUED PAYROLL & RELATED BENEFITS	-	-	-	-	-	-	-
<b>Total Liabilities:</b>	<b>(3,055.73)</b>	<b>2,637,662.22</b>	<b>-</b>	<b>189.00</b>	<b>-</b>	<b>-</b>	<b>2,634,795.49</b>
<b>Equity</b>							
31000 - FUND BALANCE	3,117,104.66	(2,369,215.42)	1,871,810.10	52,656.98	238,217.08	71,044.62	2,981,618.02
<b>Beginning Equity:</b>	<b>3,117,104.66</b>	<b>(2,369,215.42)</b>	<b>1,871,810.10</b>	<b>52,656.98</b>	<b>238,217.08</b>	<b>71,044.62</b>	<b>2,981,618.02</b>
CURRENT YEAR PROFIT / LOSS	(2,052,506.52)	32,247.32	(45,490.52)	2,918.09	1,745.66	461.19	(2,060,624.78)
<b>Total Current Liabilities and Equity:</b>	<b>\$ 1,061,542.41</b>	<b>\$ 300,694.12</b>	<b>\$ 1,826,319.58</b>	<b>\$ 55,764.07</b>	<b>\$ 239,962.74</b>	<b>\$ 71,505.81</b>	<b>\$ 3,555,788.73</b>



## Superstition Fire & Medical District Cash Flow - All Governmental Funds

August 31, 2020

Month	Status	Beginning Cash Balance	Revenues	Expenditures	Variance	Ending Cash Balance
July	Actual	\$ 2,981,518	\$ 539,704	\$ 1,506,548	\$ (966,844)	\$ 2,014,674
August	Actual	\$ 2,014,674	\$ 462,744	\$ 1,559,574	\$ (1,096,830)	\$ 917,844
September	Projected	\$ 917,844	\$ 1,835,308	\$ 1,600,678	\$ 234,630	\$ 1,152,474
October	Projected	\$ 1,152,474	\$ 6,032,756	\$ 1,489,823	\$ 4,542,933	\$ 5,695,407
November	Projected	\$ 5,695,407	\$ 1,647,940	\$ 1,995,282	\$ (347,342)	\$ 5,348,065
December	Projected	\$ 5,348,065	\$ 1,826,854	\$ 1,435,801	\$ 391,053	\$ 5,739,118
January	Projected	\$ 5,739,118	\$ 1,078,459	\$ 1,633,473	\$ (555,014)	\$ 5,184,104
February	Projected	\$ 5,184,104	\$ 887,920	\$ 1,517,645	\$ (629,725)	\$ 4,554,379
March	Projected	\$ 4,554,379	\$ 942,784	\$ 1,645,723	\$ (702,939)	\$ 3,851,440
April	Projected	\$ 3,851,440	\$ 3,504,847	\$ 1,301,392	\$ 2,203,455	\$ 6,054,895
May	Projected	\$ 6,054,895	\$ 1,585,748	\$ 2,172,405	\$ (586,657)	\$ 5,468,238
June	Projected	\$ 5,468,238	\$ 415,238	\$ 2,177,764	\$ (1,762,526)	\$ 3,705,712

Per Arizona Revised Statute (ARS) §48-807(O), the District must produce a Cash Flow Projection Report each fiscal year. This was a new requirement effective September 13, 2013.

The Cash Flow report consists of the combined cash balances of all District Funds. These balances includes the General (100) Fund, Rescue Transport (150), Capital Projects (200) Fund, Bond Proceeds (300) Fund, Special Revenue (400) Fund, CCU Grant (450) Fund, Debt Principal (500) Fund, and Debt Interest (600) Fund.

The first half of the fiscal year's property taxes is due between October 1 and November 1, and the second half is due between March 1 and May 1. Consequently, during the early months of the fiscal year, Capital Projects fund may be utilized to off-set low revenue collections period, but are returned to the Capital Fund when revenue flows increase.

The Cash Flow Projection Report is to be updated monthly with the actual revenues deposited into and expenditures disbursed from the District' cash accounts. It is important to note that the revenues and expenditures are reported here on a Cash Basis.

This report is generated to demonstrate that the Fire District maintains sufficient cash available to satisfy the projected expenditures budgeted over the course of the fiscal year. Close attention should be paid to the Ending Cash Balance columns of this report.

The projections above were derived from an analysis of the District's actual revenues and expenditures for the past three fiscal years and the current year's approved budget. They are to be used as a guide in financial planning. For more detailed information regarding revenues, expenditures, and cash accounts, please refer to the District's Monthly Financial Statements, Warrants Register, and Bank Statements.



# Superstition Fire & Medical District Income Statement Summary

For Fiscal: 2019-2020 Period Ending: 8/31/20

	Original Total Budget	Current Month Actual	YTD Actual Activity	Forecasted Remaining Budget	% Budget Remaining
<b>Fund: 100 - GENERAL</b>					
<b>Revenues</b>					
DIRECT TAXES	14,377,651.00	180,172.99	195,287.12	14,182,363.88	98.6%
OTHER TAXES	491,345.00	9,972.92	19,945.84	471,399.16	95.9%
CHARGES FOR SERVICES	580,444.00	26,422.41	261,930.03	318,513.97	54.9%
COMMUNITY HEALTH SERVICES	3,000.00	-	-	3,000.00	100.0%
OTHER INCOME	40,000.00	1,607.01	2,897.24	37,102.76	92.8%
INTERGOVERNMENTAL INCOME	4,000.00	300.00	700.00	3,300.00	82.5%
OTHER FINANCING SOURCES (USES)	-	-	-	-	0.0%
<b>Revenue Total:</b>	<b>\$ 15,496,440.00</b>	<b>\$ 218,475.33</b>	<b>\$ 480,760.23</b>	<b>\$ 15,015,679.77</b>	<b>96.9%</b>
<b>Expenditures</b>					
ADMINISTRATIVE SERVICES	6,370,800.00	591,906.53	1,180,427.21	5,190,372.79	81.5%
FINANCIAL SERVICES / RESERVES	1,500,262.00	52.32	139.66	1,500,122.34	100.0%
TRAINING SERVICES	26,670.00	1,471.00	2,976.00	23,694.00	88.8%
TECHNICAL SERVICES	588,028.00	52,898.20	88,691.78	499,336.22	84.9%
COMMUNICATION SERVICES	215,880.00	13,062.93	21,933.15	193,946.85	89.8%
EMERGENCY SERVICES	8,476,811.00	622,050.23	1,221,210.99	7,255,600.01	85.6%
COMMUNITY SERVICES	118,743.00	7,107.70	17,887.96	100,855.04	84.9%
<b>Expenditures Total:</b>	<b>17,297,194.00</b>	<b>1,288,548.91</b>	<b>2,533,266.75</b>	<b>14,763,927.25</b>	<b>85.4%</b>
<b>Net Financial Sources (Uses)</b>	<b>\$ (1,800,754.00)</b>	<b>\$ (1,070,073.58)</b>	<b>\$ (2,052,506.52)</b>	<b>\$ 251,752.52</b>	
<b>Beginning Unrestricted Fund Balance July 1, 2020</b>	<b>1,800,754.00</b>				



# Superstition Fire & Medical District Expenditures - Summary

For Fiscal: 2019-2020 Period Ending: 8/31/20

	Original Total Budget	Current Month Actual	YTD Actual Activity	Forecasted Remaining Budget	% Budget Remaining
<b>Fund: 100 - GENERAL OPERATING</b>					
<b>DIVISION 10: ADMINISTRATIVE SERVICES</b>					
<b>Compensation &amp; Benefits</b>					
Compensation	650,719.00	48,825.12	101,055.61	549,663.39	84.5% <span style="color: green;">●</span>
Employer Provided Benefits	4,414,492.00	330,646.55	754,046.59	3,660,445.41	82.9% <span style="color: yellow;">●</span>
<b>Operating Expenditures</b>					
Equipment & Machinery	-	-	-	-	0.0% <span style="color: green;">●</span>
Parts & Supplies	440,900.00	129,643.48	162,333.71	278,566.29	63.2% <span style="color: red;">●</span>
Facility Services	269,975.00	24,983.74	38,116.00	231,859.00	85.9% <span style="color: green;">●</span>
Operating Services	92,506.00	14,954.81	25,393.02	67,112.98	72.5% <span style="color: red;">●</span>
Professional Services	502,208.00	42,852.83	99,482.28	402,725.72	80.2% <span style="color: yellow;">●</span>
Financial Services	1,500,262.00	52.32	139.66	1,500,122.34	100.0% <span style="color: green;">●</span>
Training Services	26,670.00	1,471.00	2,976.00	23,694.00	88.8% <span style="color: green;">●</span>
<b>TOTAL ADMINISTRATIVE SERVICES</b>	<b>7,897,732.00</b>	<b>593,429.85</b>	<b>1,183,542.87</b>	<b>6,714,189.13</b>	<b>85.0%</b> <span style="color: green;">●</span>
<b>DIVISION 20: TECHNICAL SERVICES</b>					
<b>Compensation</b>	278,348.00	19,573.86	39,856.68	238,491.32	85.7% <span style="color: green;">●</span>
<b>Operating Expenditures</b>					
Equipment & Machinery	3,550.00	2,014.38	2,014.38	1,535.62	43.3% <span style="color: red;">●</span>
Operating Supplies	170,500.00	15,200.63	26,810.41	143,689.59	84.3% <span style="color: green;">●</span>
Parts & Supplies	106,530.00	5,259.82	6,592.62	99,937.38	93.8% <span style="color: green;">●</span>
Professional Services	25,100.00	10,849.51	13,417.69	11,682.31	46.5% <span style="color: red;">●</span>
Training Services	4,000.00	-	-	4,000.00	100.0% <span style="color: green;">●</span>
<b>TOTAL TECHNICAL SERVICES</b>	<b>588,028.00</b>	<b>52,898.20</b>	<b>88,691.78</b>	<b>499,336.22</b>	<b>84.9%</b> <span style="color: green;">●</span>
<b>DIVISION 30: COMMUNICATIONS SERVICES</b>					
<b>Operating Expenditures</b>					
Parts & Supplies	2,150.00	-	-	2,150.00	100.0% <span style="color: green;">●</span>
Facility Services	6,000.00	371.33	742.66	5,257.34	87.6% <span style="color: green;">●</span>
Operating Services	76,960.00	3,218.28	11,717.17	65,242.83	84.8% <span style="color: green;">●</span>
Professional Services	130,770.00	9,473.32	9,473.32	121,296.68	92.8% <span style="color: green;">●</span>
<b>TOTAL COMMUNICATION SERVICES</b>	<b>215,880.00</b>	<b>13,062.93</b>	<b>21,933.15</b>	<b>193,946.85</b>	<b>89.8%</b> <span style="color: green;">●</span>
<b>DIVISION 40: EMERGENCY SERVICES</b>					
<b>Compensation</b>	8,091,488.00	601,944.68	1,189,104.53	6,902,383.47	85.3% <span style="color: green;">●</span>
<b>Operating Expenditures</b>					
Equipment & Machinery	42,833.00	499.68	499.68	42,333.32	98.8% <span style="color: green;">●</span>
Operating Supplies	107,700.00	7,468.47	15,329.26	92,370.74	85.8% <span style="color: green;">●</span>
Parts & Supplies	87,500.00	687.30	1,619.73	85,880.27	98.1% <span style="color: green;">●</span>
Operating Services	13,290.00	706.77	706.77	12,583.23	94.7% <span style="color: green;">●</span>
Professional Services	82,667.00	9,796.13	11,593.82	71,073.18	86.0% <span style="color: green;">●</span>
Training Services	51,333.00	947.20	2,357.20	48,975.80	95.4% <span style="color: green;">●</span>
<b>TOTAL EMERGENCY SERVICES</b>	<b>8,476,811.00</b>	<b>622,050.23</b>	<b>1,221,210.99</b>	<b>7,255,600.01</b>	<b>85.6%</b> <span style="color: green;">●</span>
<b>DIVISION 50: COMMUNITY SERVICES / FIRE PREVENTION</b>					
<b>Compensation</b>	86,843.00	6,680.26	13,360.52	73,482.48	84.6% <span style="color: green;">●</span>
<b>Operating Expenditures</b>					
Operating Supplies	2,000.00	-	-	2,000.00	100.0% <span style="color: green;">●</span>
Parts & Supplies	3,000.00	-	-	3,000.00	100.0% <span style="color: green;">●</span>
Operating Services	2,500.00	427.44	527.44	1,972.56	78.9% <span style="color: red;">●</span>
Professional Services	20,900.00	-	4,000.00	16,900.00	80.9% <span style="color: yellow;">●</span>
Training Services	3,500.00	-	-	3,500.00	100.0% <span style="color: green;">●</span>
<b>TOTAL COMMUNITY SERVICES / FIRE PREVENTION</b>	<b>118,743.00</b>	<b>7,107.70</b>	<b>17,887.96</b>	<b>100,855.04</b>	<b>84.9%</b> <span style="color: green;">●</span>
<b>GRAND TOTAL GENERAL FUND</b>	<b>\$ 17,297,194.00</b>	<b>\$ 1,288,548.91</b>	<b>\$ 2,533,266.75</b>	<b>\$ 14,763,927.25</b>	<b>85.4%</b> <span style="color: green;">●</span>



# Superstition Fire & Medical District Income Statement - Detail

For Fiscal: 2020-2021 Period Ending: 8/31/20

		Original Total Budget	Current Month Actual	YTD Actual Activity	Forecasted Remaining Budget	% Budget Remaining
<b>Revenue</b>						
<b>Direct Taxes</b>						
100-10-41000-10	REAL & SECURED PROPERTY TAXES	12,972,892.00	21,028.39	46,133.77	12,926,758.23	99.6%
100-10-41050-10	UNSECURED PERS PROPERTY TAXES	1,015,266.00	3,991.20	12,489.67	1,002,776.33	98.8%
100-10-41075-10	REFUNDED TAXES	(25,000.00)	(13,677.33)	(32,662.83)	7,662.83	-30.7%
100-10-41080-10	MARICOPA COUNTY PROPERTY TAXES	14,493.00	120.68	616.46	13,876.54	95.7%
100-10-41100-10	FIRE DISTRICT ASSISTANCE TAX	400,000.00	168,710.05	168,710.05	231,289.95	57.8%
	<b>Subtotal</b>	<b>14,377,651.00</b>	<b>180,172.99</b>	<b>195,287.12</b>	<b>14,182,363.88</b>	<b>98.6%</b>
<b>Other Taxes</b>						
100-10-41200-10	SRP CONTRIBUTIONS	371,345.00	-	-	371,345.00	100.0%
100-10-41300-10	INSURANCE PREMIUM TAX	120,000.00	9,972.92	19,945.84	100,054.16	83.4%
	<b>Total Tax Revenue</b>	<b>14,868,996.00</b>	<b>190,145.91</b>	<b>215,232.96</b>	<b>14,653,763.04</b>	<b>98.6%</b>
<b>Charges for Services</b>						
100-10-42025-41	RTC COST RECOVERY	40,000.00	7,972.65	11,425.05	28,574.95	71.4%
100-10-42050-41	OTHER EMS PAYMENTS	7,444.00	-	-	7,444.00	100.0%
100-10-42075-41	EMS CONTRACTS	53,000.00	-	-	53,000.00	100.0%
100-10-42078-12	FIRE CONTRACTS	5,000.00	-	5,000.00	-	0.0%
100-10-42200-41	MISCELLANEOUS CONTRACTS	7,000.00	752.93	1,516.67	5,483.33	78.3%
100-10-42500-50	SELF INSPECTION FEES	3,000.00	700.00	860.00	2,140.00	71.3%
100-10-42600-15	COPIES (FIRE REPORTS, ETC.)	1,000.00	160.00	260.00	740.00	74.0%
100-10-42700-50	PERMITS	14,000.00	1,430.00	2,530.00	11,470.00	81.9%
100-10-43100-12	STATE LAND FIRE PAYMENTS	450,000.00	15,406.83	237,084.81	212,915.19	47.3%
100-10-43200-20	OUTSIDE FLEET MAINTENANCE	-	-	3,253.50	(3,253.50)	0.0%
100-10-43300-50	INTERGOVERNMENTAL - PLAN REVIEW FEES	4,000.00	300.00	700.00	3,300.00	82.5%
	<b>Total Charges for Services</b>	<b>584,444.00</b>	<b>26,722.41</b>	<b>262,630.03</b>	<b>321,813.97</b>	<b>55.1%</b>
<b>Community Health Services</b>						
100-10-43500-41	CPR / FIRST AID CLASSES	3,000.00	-	-	3,000.00	100.0%
<b>Other Income</b>						
100-10-45700-10	INVESTMENT EARNINGS	30,000.00	1,595.76	3,598.49	26,401.51	88.0%
100-10-45800-10	COBRA REIMBURSEMENT INCOME	-	-	-	-	0.0%
100-10-45900-10	OTHER INCOME	10,000.00	11.25	(701.25)	10,701.25	107.0%
100-10-46700-10	CM GRANT REIMBURSEMENT INCOME	-	-	-	-	0.0%
	<b>Total Charges for Services</b>	<b>40,000.00</b>	<b>1,607.01</b>	<b>2,897.24</b>	<b>37,102.76</b>	<b>92.8%</b>
<b>Other Financing Sources (Uses)</b>						
100-80-48020-04	TRANSFER IN (400 Fund)	-	-	-	-	0.0%
100-80-48020-10	TRANSFER IN	-	-	-	-	0.0%
100-80-48100-04	TRANSFER OUT (400 Fund)	-	-	-	-	0.0%
100-80-48100-05	TRANSFER OUT (450 Fund)	-	-	-	-	0.0%
100-90-49500-10	DISTRICT EQUIPMENT SALES	-	-	-	-	0.0%
	<b>Total Financing Sources (Uses)</b>	<b>-</b>	<b>-</b>	<b>-</b>	<b>-</b>	<b>0.0%</b>
<b>Revenue Total:</b>		<b>\$ 15,496,440.00</b>	<b>\$ 218,475.33</b>	<b>\$ 480,760.23</b>	<b>\$ 15,015,679.77</b>	<b>96.9%</b>

## Expense

### DIVISION 10: ADMINISTRATIVE SERVICES

<b>Wages</b>						
100-10-50000-10	FIRE CHIEF	180,778.00	12,576.95	25,153.90	155,624.10	86.1%
100-10-50010-10	ADMIN SERVICES STAFF	461,825.00	35,458.52	71,312.09	390,512.91	84.6%
100-10-52510-10	WAGE ALLOWANCE (CELL PHONES)	6,616.00	544.45	1,088.90	5,527.10	83.5%
100-10-52700-10	ADMIN SERVICES STAFF OVERTIME	1,500.00	245.20	3,500.72	(2,000.72)	-133.4%
	<b>Subtotal</b>	<b>650,719.00</b>	<b>48,825.12</b>	<b>101,055.61</b>	<b>549,663.39</b>	84.5%
<b>Employer Provided Benefits</b>						
100-10-53710-10	PENSION (PSPRS)	2,271,488.00	189,209.29	374,357.56	1,897,130.44	83.5%
100-10-53760-10	PENSION (ASRS)	112,261.00	8,562.56	17,530.65	94,730.35	84.4%
100-10-53770-10	BENEFIT CONTRIBUTIONS	1,379,894.00	105,190.21	210,891.42	1,169,002.58	84.7%
100-10-53799-10	SAFER GRANT BENEFIT REIMBURSEMENT	(150,506.00)	-	(30,997.47)	(119,508.53)	79.4%
100-10-53810-10	SOCIAL SECURITY	55,678.00	4,357.08	8,970.93	46,707.07	83.9%
100-10-53830-10	MEDICARE	134,634.00	11,225.31	22,316.09	112,317.91	83.4%
100-10-53860-10	INDUSTRIAL INSURANCE	156,421.00	(109.62)	34,665.20	121,755.80	77.8%
100-10-53890-10	UNEMPLOYMENT	-	-	-	-	0.0%
100-10-53910-10	MEDICAL INSURANCE	-	4,429.71	83,696.94	(83,696.94)	0.0%
100-10-53920-10	DENTAL INSURANCE	-	172.12	6,287.00	(6,287.00)	0.0%
100-10-53930-10	VISION INSURANCE	-	30.58	894.15	(894.15)	0.0%
100-10-53940-10	EMPLOYEE ASSISTANCE PROGRAM	9,723.00	791.04	2,403.84	7,319.16	75.3%
100-10-53950-10	LIFE INSURANCE	10,128.00	815.60	2,481.60	7,646.40	75.5%
100-10-53960-10	CANCER INSURANCE FUND (PSPRS)	4,700.00	4,650.00	4,650.00	50.00	1.1%
100-10-53965-10	COBRA (REIMBURSABLE)	-	(2,509.42)	1,783.55	(1,783.55)	0.0%
100-10-53990-10	EARNED LEAVE BUYOUT (ELBO) PROGRAM	288,487.00	-	-	288,487.00	100.0%
100-10-53992-10	EARNED LEAVE BUYOUT PROGRAM - FICA	8,075.00	-	-	8,075.00	100.0%



# Superstition Fire & Medical District Income Statement - Detail

For Fiscal: 2020-2021 Period Ending: 8/31/20

	Original Total Budget	Current Month Actual	YTD Actual Activity	Forecasted Remaining Budget	% Budget Remaining	
100-10-53997-10	EARNED LEAVE SEPARATION (ELSP) PROGRAM	132,872.00	3,777.32	13,913.39	118,958.61	89.5%
100-10-53998-10	EARNED LEAVE SEPARATION PROGRAM - FICA	637.00	54.77	201.74	435.26	68.3%
<b>Subtotal</b>	<b>4,414,492.00</b>	<b>330,646.55</b>	<b>754,046.59</b>	<b>3,660,445.41</b>	<b>82.9%</b>	
<b>Admin Services Compensation &amp; Benefits Total: 5,065,211.00 379,471.67 855,102.20 4,210,108.80 83.1%</b>						
<b>Equipment &amp; Machinery</b>						
100-10-54050-08	COMPUTER SOFTWARE	-	-	-	-	0.0%
<b>Subtotal</b>	<b>-</b>	<b>-</b>	<b>-</b>	<b>-</b>	<b>0.0%</b>	
<b>Operating Supplies / Parts &amp; Supplies</b>						
100-10-55060-08	COMPUTER / PRINTER SUPPLIES & MAINTENANCE	22,000.00	197.72	153.86	21,846.14	99.3%
100-10-55340-20	IGA PARTS & SUPPLIES - FLORENCE	-	-	-	-	0.0%
100-10-55341-12	IGA - STATE LAND REIMBURSABLE EXPENSES	17,500.00	10,269.81	10,269.81	7,230.19	41.3%
100-10-55342-12	STATE LAND / SHIFT COVERAGE	214,100.00	109,111.12	141,690.61	72,409.39	33.8%
100-10-55343-20	IGA SERVICES WAGES (INTERGOVERNMENTAL)	-	-	-	-	0.0%
100-10-55345-41	CONTRACTED SPECIAL EVENTS OVERTIME	-	-	-	-	0.0%
100-10-55550-12	OFFICE FURNITURE & EQUIP, PARTS & SUPPLIES	16,200.00	-	184.41	16,015.59	98.9%
100-10-55670-50	VOLUNTEER EXPENSES	100.00	-	-	100.00	100.0%
100-10-56340-12	CLEANING SUPPLIES	10,000.00	1,621.01	1,679.38	8,320.62	83.2%
100-10-56600-12	FACILITY MAINTENANCE	26,750.00	3,647.95	3,954.92	22,795.08	85.2%
100-10-56860-12	FOOD / BEVERAGES	600.00	-	-	600.00	100.0%
100-10-57100-12	OFFICE SUPPLIES	6,000.00	1,070.25	1,070.25	4,929.75	82.2%
100-10-57200-12	POSTAGE / DELIVERY SERVICES	1,600.00	45.34	195.34	1,404.66	87.8%
100-10-57220-12	POSTAGE METER RENTAL / SUPPLIES	400.00	-	-	400.00	100.0%
100-10-57440-12	PROFESSIONAL PUBLICATIONS / SUBSCRIPTIONS	1,300.00	-	-	1,300.00	100.0%
100-10-57600-12	HONOR GUARD	2,000.00	-	-	2,000.00	100.0%
100-10-57620-12	REWARDS / RECOGNITION / FLOWERS SUPPLIES	4,600.00	1,123.98	1,351.82	3,248.18	70.6%
100-10-57660-12	PEER SUPPORT	200.00	-	-	200.00	100.0%
100-10-58000-12	UNIFORMS (CIVILIAN)	5,400.00	-	-	5,400.00	100.0%
100-10-58020-12	UNIFORMS - CLASS A / NEW HIRES	40,200.00	-	-	40,200.00	100.0%
100-10-58080-12	UNIFORMS (GOVERNING BOARD)	250.00	-	-	250.00	100.0%
100-10-58100-12	UNIFORMS (PUBLIC SAFETY)	71,200.00	2,556.30	3,742.79	67,457.21	94.7%
100-10-58150-12	UNIFORMS (VOLUNTEERS)	500.00	-	-	500.00	100.0%
<b>Subtotal</b>	<b>440,900.00</b>	<b>129,643.48</b>	<b>164,293.19</b>	<b>276,606.81</b>	<b>62.7%</b>	
<b>Facility Services</b>						
100-10-59000-12	FACILITIES RENT	31,500.00	2,575.00	7,875.00	23,625.00	75.0%
100-10-59020-12	ELECTRICITY	104,000.00	12,931.15	13,431.13	90,568.87	87.1%
100-10-59040-12	FACILITY PROJECTS	80,000.00	5,371.34	8,582.12	71,417.88	89.3%
100-10-59060-12	NATURAL GAS	6,000.00	165.91	1,499.46	4,500.54	75.0%
100-10-59100-08	PHONE	20,000.00	1,415.42	2,829.16	17,170.84	85.9%
100-10-59160-12	WATER SOFTENER SUPPLIES	5,475.00	548.13	953.96	4,521.04	82.6%
100-10-59180-12	SEWER / SEPTIC	3,800.00	269.45	404.37	3,395.63	89.4%
100-10-59200-12	WATER	19,200.00	1,707.34	2,540.80	16,659.20	86.8%
<b>Subtotal</b>	<b>269,975.00</b>	<b>24,983.74</b>	<b>38,116.00</b>	<b>231,859.00</b>	<b>85.9%</b>	
<b>Operating Services</b>						
100-10-60180-08	COPIER MAINTENANCE & SUPPLIES	4,634.00	330.57	819.55	3,814.45	82.3%
100-10-60230-12	DOCUMENT DISPOSAL SERVICES	500.00	-	46.66	453.34	90.7%
100-10-60240-12	EXTERMINATING	3,500.00	331.34	331.34	3,168.66	90.5%
100-10-60310-08	INTERNET	53,300.00	5,778.47	11,535.28	41,764.72	78.4%
100-10-60320-12	LANDSCAPING	2,400.00	-	-	2,400.00	100.0%
100-10-60580-12	REFUSE COLLECTION	3,500.00	277.13	554.26	2,945.74	84.2%
100-10-60600-12	SECURITY & ALARM SYSTEMS	6,000.00	671.67	3,391.17	2,608.83	43.5%
100-10-60620-08	INDIVIDUAL SOFTWARE LICENSING	4,000.00	6,535.67	6,535.67	(2,535.67)	-63.4%
100-10-60630-08	SYSTEM SERVER HOSTING	3,172.00	264.33	792.99	2,379.01	75.0%
100-10-60740-12	WATER & ICE (DRINKING)	11,500.00	765.63	1,386.10	10,113.90	87.9%
<b>Subtotal</b>	<b>92,506.00</b>	<b>14,954.81</b>	<b>25,393.02</b>	<b>67,112.98</b>	<b>72.5%</b>	
<b>Professional Services</b>						
100-10-61010-08	ACCREDITATION	21,150.00	350.00	350.00	20,800.00	98.3%
100-10-61020-12	ADMIN MEDICAL DIRECTOR - CONTRACT	30,000.00	-	-	30,000.00	100.0%
100-10-61060-12	NEW HIRE HR ADVERTISING	-	-	45.34	(45.34)	0.0%
100-10-61100-12	BACKGROUND INVESTIGATION / CREDIT REPORTING	300.00	88.00	88.00	212.00	70.7%
100-10-61160-08	COMPUTER INFO SYSTEMS MAINT CONTRACT	22,000.00	-	-	22,000.00	100.0%
100-10-61170-08	CIS WEB HOSTING / DOMAINS / CERTIFICATES	2,366.00	66.00	132.00	2,234.00	94.4%
100-10-61200-12	NEW HIRE HR TESTING	6,500.00	-	-	6,500.00	100.0%
100-10-61250-12	FIRE CHIEF SEARCH CONTINGENCY	25,000.00	-	-	25,000.00	100.0%
100-10-61260-12	CPA AUDIT SERVICES	13,000.00	-	-	13,000.00	100.0%
100-10-61300-12	LABOR RELATIONS CONSULTING / CONFERENCES	3,667.00	-	-	3,667.00	100.0%
100-10-61400-12	CONTRACTED NIMS TRAINING	6,000.00	-	-	6,000.00	100.0%
100-10-61700-12	VEHICLE / PROPERTY / LIABILITY INSURANCE	137,075.00	33,104.00	33,104.00	103,971.00	75.8%
100-10-61860-12	GOVERNING BOARD LEGAL SERVICES	21,500.00	-	-	21,500.00	100.0%
100-10-61880-12	HR / INVESTIGATION LEGAL SERVICES	10,000.00	-	-	10,000.00	100.0%



# Superstition Fire & Medical District Income Statement - Detail

For Fiscal: 2020-2021 Period Ending: 8/31/20

	Original Total Budget	Current Month Actual	YTD Actual Activity	Forecasted Remaining Budget	% Budget Remaining
<b>100-10-61920-12</b> MEDICAL EXAM SERVICES	135,500.00	1,970.00	52,178.00	83,322.00	61.5%
<b>100-10-61960-12</b> TEMP PERSONNEL - OUTSIDE SERVICES	-	-	-	-	0.0%
<b>100-10-62020-12</b> PRINTING / PUBLISHING SERVICES	2,500.00	299.00	299.00	2,201.00	88.0%
<b>100-10-62060-12</b> PROFESSIONAL ORGANIZATIONS / MEMBERSHIP	5,150.00	-	43.44	5,106.56	99.2%
<b>100-10-62105-08</b> GLOBAL SOFTWARE LICENSING	60,500.00	6,975.83	13,242.50	47,257.50	78.1%
<b>Subtotal</b>	<b>502,208.00</b>	<b>42,852.83</b>	<b>99,482.28</b>	<b>402,725.72</b>	<b>80.2%</b>
<b>Financial Services</b>					
<b>100-10-63000-10</b> ADMIN FEES, BONDS & LEASES	1,000.00	50.00	132.29	867.71	86.8%
<b>100-10-63100-10</b> FEES (RECORD / FILING / PERMIT)	100.00	2.32	2.32	97.68	97.7%
<b>100-10-63140-10</b> INTEREST & FINANCE CHARGES	4,000.00	-	5.05	3,994.95	99.9%
<b>100-10-63150-10</b> FINANCIAL RESERVE	1,495,162.00	-	-	1,495,162.00	100.0%
<b>Subtotal</b>	<b>1,500,262.00</b>	<b>52.32</b>	<b>139.66</b>	<b>1,500,122.34</b>	<b>100.0%</b>
<b>Training Services</b>					
<b>100-10-64020-12</b> ADMINISTRATIVE TRAINING / CONFERENCES	4,000.00	-	-	4,000.00	100.0%
<b>100-10-64040-12</b> BOARD OF DIRECTORS TRAINING	1,200.00	-	-	1,200.00	100.0%
<b>100-10-64060-12</b> COLLEGE TUITION REIMBURSEMENT	21,470.00	1,471.00	2,976.00	18,494.00	86.1%
<b>Subtotal</b>	<b>26,670.00</b>	<b>1,471.00</b>	<b>2,976.00</b>	<b>23,694.00</b>	<b>88.8%</b>
<b>Administrative Services Operating Expense Total:</b>	<b>2,832,521.00</b>	<b>213,958.18</b>	<b>330,400.15</b>	<b>2,502,120.85</b>	<b>88.3%</b>
<b>TOTAL ADMINISTRATIVE SERVICES</b>	<b>7,897,732.00</b>	<b>593,429.85</b>	<b>1,185,502.35</b>	<b>6,712,229.65</b>	<b>85.0%</b>

## DIVISION 20: TECHNICAL SERVICES

<b>Wages</b>					
<b>100-20-50020-10</b> FLEET & FACILITIES STAFF	5,740,899.00			4,814,133.84	83.9%
<b>100-20-52700-20</b> FLEET & FACILITIES STAFF OVERTIME	270,848.00	19,573.86	39,856.68	230,991.32	85.3%
	7,500.00	-	-	7,500.00	100.0%
<b>Technical Services Wages Total:</b>	<b>278,348.00</b>	<b>19,573.86</b>	<b>39,856.68</b>	<b>238,491.32</b>	<b>85.7%</b>
<b>Equipment &amp; Machinery</b>					
<b>100-20-54050-20</b> DIAGNOSTIC SOFTWARE	3,550.00	2,014.38	2,014.38	1,535.62	43.3%
<b>Operating Supplies</b>					
<b>100-20-55400-20</b> MECHANICAL EQUIPMENT, PARTS & SUPPLIES	6,000.00	-	-	6,000.00	100.0%
<b>100-20-55580-20</b> TIRES	69,500.00	1,215.87	4,477.42	65,022.58	93.6%
<b>100-20-55620-20</b> VEHICLE PARTS	95,000.00	13,984.76	22,332.99	72,667.01	76.5%
<b>Subtotal</b>	<b>170,500.00</b>	<b>15,200.63</b>	<b>26,810.41</b>	<b>143,689.59</b>	<b>84.3%</b>
<b>Parts &amp; Supplies</b>					
<b>100-20-56800-20</b> FLUIDS (ANTIFREEZE, BRAKE, TRANSMISSION)	7,550.00	-	949.97	6,600.03	87.4%
<b>100-20-56880-20</b> FUEL - DIESEL	68,445.00	3,950.49	4,177.25	64,267.75	93.9%
<b>100-20-56900-20</b> FUEL - UNLEADED	15,700.00	1,026.49	1,118.66	14,581.34	92.9%
<b>100-20-57060-20</b> MISCELLANEOUS SHOP SUPPLIES	8,370.00	239.56	303.46	8,066.54	96.4%
<b>100-20-57140-20</b> ENGINE OIL	5,565.00	-	-	5,565.00	100.0%
<b>100-20-58120-20</b> UNIFORMS & TOWELS (TECHNICAL SERVICES)	900.00	43.28	43.28	856.72	95.2%
<b>Subtotal</b>	<b>106,530.00</b>	<b>5,259.82</b>	<b>6,592.62</b>	<b>99,937.38</b>	<b>93.8%</b>
<b>Professional Services</b>					
<b>100-20-61460-20</b> HAZARDOUS WASTE DISPOSAL	400.00	75.34	75.34	324.66	81.2%
<b>100-20-61820-20</b> LADDER TESTING & CERT - AERIAL & GROUND	3,450.00	-	-	3,450.00	100.0%
<b>100-20-62140-20</b> REPAIR & MAINTENANCE - FLEET	21,250.00	10,774.17	13,342.35	7,907.65	37.2%
<b>Subtotal</b>	<b>25,100.00</b>	<b>10,849.51</b>	<b>11,458.21</b>	<b>13,641.79</b>	<b>54.3%</b>
<b>Training Services</b>					
<b>100-20-64470-20</b> FLEET SERVICES TRAINING	4,000.00	-	-	4,000.00	100.0%
<b>Technical Services Operating Expense Total:</b>	<b>309,680.00</b>	<b>33,324.34</b>	<b>48,835.10</b>	<b>260,844.90</b>	<b>84.2%</b>
<b>TOTAL TECHNICAL SERVICES</b>	<b>588,028.00</b>	<b>52,898.20</b>	<b>86,732.50</b>	<b>501,295.70</b>	<b>85.9%</b>



# Superstition Fire & Medical District Income Statement - Detail

For Fiscal: 2020-2021 Period Ending: 8/31/20

		Original Total Budget	Current Month Actual	YTD Actual Activity	Forecasted Remaining Budget	% Budget Remaining
<b>DIVISION 30: COMMUNICATIONS SERVICES</b>						
<b>Parts &amp; Supplies</b>						
100-30-56040-15	BATTERIES - ELECTRONICS (PORTABLE BATTERIES)	1,900.00	-	-	1,900.00	🟢 100.0%
100-30-57590-15	RADIO EQUIPMENT SUPPLIES	250.00	-	-	250.00	🟢 100.0%
	<b>Subtotal</b>	2,150.00	-	-	2,150.00	🟢 100.0%
<b>Facility Services</b>						
100-30-59080-15	PHONE / E - 911 COMM CIRCUITS	6,000.00	371.33	742.66	5,257.34	🟢 87.6%
<b>Operating Services</b>						
100-30-60020-15	TOPAZ / G2 MAINTENANCE	12,000.00	252.66	319.99	11,680.01	🟢 97.3%
100-30-60340-08	MCT MAINTENANCE	20,400.00	-	5,653.35	14,746.65	🔴 72.3%
100-30-60350-08	MOBILE DATA OPERATIONS	34,560.00	2,778.12	5,556.33	29,003.67	🟡 83.9%
100-30-60560-15	RADIO INFORMATION SYSTEMS MAINTENANCE	10,000.00	187.50	187.50	9,812.50	🟢 98.1%
	<b>Subtotal</b>	76,960.00	3,218.28	11,717.17	65,242.83	🟢 84.8%
<b>Professional Services</b>						
100-30-61440-15	DISPATCH SERVICES - MFMD	130,770.00	9,473.32	9,473.32	121,296.68	🟢 92.8%
	<b>TOTAL COMMUNICATIONS SERVICES</b>	215,880.00	13,062.93	21,933.15	193,946.85	🟢 89.8%
<b>DIVISION 40: EMERGENCY SERVICES</b>						
<b>Wages</b>						
100-40-50040-10	ASSISTANT CHIEFS	284,095.00	21,409.20	42,818.40	241,276.60	🟢 84.9%
100-40-50050-10	DEPUTY CHIEF	148,533.00	11,331.64	22,663.28	125,869.72	🟢 84.7%
100-40-50140-10	ADMINISTRATIVE ASSISTANT II	56,112.00	4,316.28	8,632.56	47,479.44	🟢 84.6%
100-40-51010-10	BATTALION CHIEFS	335,013.00	25,203.56	51,786.22	283,226.78	🟢 84.5%
100-40-51030-10	CAPTAINS	2,178,901.00	147,439.21	313,362.06	1,865,538.94	🟢 85.6%
100-40-51040-10	ENGINEERS	1,492,232.00	108,719.00	216,126.60	1,276,105.40	🟢 85.5%
100-40-51050-10	FIREFIGHTERS	3,218,310.00	237,272.46	478,241.02	2,740,068.98	🟢 85.1%
100-40-52015-10	INJURY WAGES	-	-	1,976.37	(1,976.37)	🔴 0.0%
100-40-52530-12	BATTALION CHIEF COVERAGE	22,500.00	1,373.99	1,373.99	21,126.01	🟢 93.9%
100-40-52539-10	SAFER GRANT WAGES REIMBURSEMENT	(282,308.00)	910.91	(56,196.29)	(226,111.71)	🟡 80.1%
	<b>Subtotal</b>	7,453,388.00	557,976.25	1,080,784.21	6,372,603.79	🟢 85.5%
<b>OT Wages</b>						
100-40-52540-10	FLSA HALFTIME	95,279.00	4,933.17	15,396.67	79,882.33	🟡 83.8%
100-40-52560-10	HOLIDAY PAY	283,356.00	-	26,327.98	257,028.02	🟢 90.7%
100-40-52700-12	OPS ADMIN STAFF OVERTIME	500.00	-	-	500.00	🟢 100.0%
100-40-52740-12	SHIFT OVERTIME	135,000.00	12,682.12	35,711.45	99,288.55	🔴 73.5%
100-40-52750-12	SPECIAL OVERTIME	2,400.00	357.95	439.48	1,960.52	🟡 81.7%
100-40-52810-12	NON-CONTRACTED SPECIAL EVENTS OT	40,925.00	-	-	40,925.00	🟢 100.0%
100-40-52850-47	SCBA OVERTIME	1,500.00	-	-	1,500.00	🟢 100.0%
100-40-52910-50	PUBLIC EVENTS / PUB ED OT	1,500.00	-	-	1,500.00	🟢 100.0%
	<b>Subtotal</b>	560,460.00	17,973.24	77,875.58	482,584.42	🟢 86.1%
<b>Training OT Wages</b>						
100-40-53140-41	EMS TRAINING OT	3,040.00	-	-	3,040.00	🟢 100.0%
100-40-53240-12	PROMOTIONAL TESTING OT	9,000.00	1,499.25	5,948.80	3,051.20	🔴 33.9%
100-40-53260-41	FIRE OPERATIONAL TRAINING OT	25,000.00	400.81	400.81	24,599.19	🟢 98.4%
100-40-53360-41	OFFICER DEVELOPMENT OT	14,200.00	-	-	14,200.00	🟢 100.0%
100-40-53380-41	RECRUIT / INTERN ACADEMY OT	17,000.00	24,095.13	24,095.13	(7,095.13)	🔴 -41.7%
100-40-53500-41	SPECIAL OPERATIONS OT	9,400.00	-	-	9,400.00	🟢 100.0%
	<b>Subtotal</b>	77,640.00	25,995.19	30,444.74	47,195.26	🔴 60.8%
<b>Other OT Wages</b>						
100-40-53580-15	FIRE INVESTIGATION OT	-	-	-	-	🟢 0.0%
	<b>Emergency Services Wages Total:</b>	8,091,488.00	601,944.68	1,189,104.53	6,902,383.47	🟢 85.3%
<b>Equipment &amp; Machinery</b>						
100-40-54080-41	EMS EQUIPMENT & MACHINERY (ASSET)	2,000.00	-	-	2,000.00	🟢 100.0%
100-40-54120-40	FIRE OPS EQUIPMENT & MACHINERY (ASSET)	2,500.00	499.68	499.68	2,000.32	🟡 80.0%
100-40-54140-40	FIRE OPS HOSE (ASSET)	15,000.00	-	-	15,000.00	🟢 100.0%
100-40-54165-41	FIRE OPS TRAINING EQUIPMENT (ASSET)	6,000.00	-	-	6,000.00	🟢 100.0%
100-40-54300-42	PHYSICAL FITNESS EQUIPMENT (ASSET)	1,333.00	-	-	1,333.00	🟢 100.0%
100-40-54420-47	SCBA AIR MASKS (ASSET)	8,000.00	-	-	8,000.00	🟢 100.0%
100-40-54460-41	SPECIAL OPERATIONS EQUIPMENT (ASSET)	8,000.00	-	-	8,000.00	🟢 100.0%
	<b>Subtotal</b>	42,833.00	499.68	499.68	42,333.32	🟢 98.8%





# Superstition Fire & Medical District Income Statement - Detail

For Fiscal: 2020-2021 Period Ending: 8/31/20

		Original Total Budget	Current Month Actual	YTD Actual Activity	Forecasted Remaining Budget	% Budget Remaining
<b>Operating Supplies</b>						
100-40-55100-41	EMS PARTS AND SUPPLIES	38,500.00	494.69	7,924.50	30,575.50	79.4%
100-40-55200-20	FIRE OPS EQUIPMENT, PARTS, SUPPLIES & MAINT	34,200.00	5,944.45	6,024.13	28,175.87	82.4%
100-40-55220-41	FIRE OPS TRAINING TOOLS & SUPPLIES	5,000.00	304.65	304.65	4,695.35	93.9%
100-40-55440-42	PHYSICAL FITNESS TRAINING TOOLS, SUPP & MAINT	2,000.00	-	-	2,000.00	100.0%
100-40-55480-42	SAFETY EQUIPMENT, PARTS & SUPPLIES	1,500.00	135.46	135.46	1,364.54	91.0%
100-40-55520-47	SCBA TOOLS, EQUIPMENT & SUPPLIES	4,000.00	572.96	572.96	3,427.04	85.7%
100-40-55560-41	SPECIAL OPS (TRT/HAZ-MAT) OPERATING EXPENSES	13,500.00	-	-	13,500.00	100.0%
100-40-55580-41	SPECIAL OPS (WILDLAND) OPERATING EXPENSES	9,000.00	16.26	367.56	8,632.44	95.9%
	<b>Subtotal</b>	<b>107,700.00</b>	<b>7,468.47</b>	<b>15,329.26</b>	<b>92,370.74</b>	85.8%
<b>Parts &amp; Supplies</b>						
100-40-56220-41	COMM HEALTH SERVICES SUPPLIES	3,000.00	-	-	3,000.00	100.0%
100-40-56760-40	FIRE REHAB - PERISHABLES	500.00	-	-	500.00	100.0%
100-40-57245-42	PPE (PERSONAL PROTECTIVE EQUIPMENT)	84,000.00	687.30	1,619.73	82,380.27	98.1%
	<b>Subtotal</b>	<b>87,500.00</b>	<b>687.30</b>	<b>1,619.73</b>	<b>85,880.27</b>	98.1%
<b>Operating Services</b>						
100-40-60140-20	SCBA COMPRESSOR MAINTENANCE	3,000.00	-	-	3,000.00	100.0%
100-40-60700-12	TOWEL & LINEN SERVICES	10,290.00	706.77	706.77	9,583.23	93.1%
	<b>Subtotal</b>	<b>13,290.00</b>	<b>706.77</b>	<b>706.77</b>	<b>12,583.23</b>	94.7%
<b>Professional Services</b>						
100-40-61080-20	AIR QUALITY TESTING	900.00	-	-	900.00	100.0%
100-40-61120-12	BAY DOOR MAINTENANCE	10,800.00	-	858.03	9,941.97	92.1%
100-40-61530-41	EMS CARDIAC MONITOR MAINTENANCE & SUPPLIES	20,750.00	8,702.30	8,702.30	12,047.70	58.1%
100-40-61650-12	INFECTION CONTROL MEDICAL EXAM SERVICE	1,500.00	-	-	1,500.00	100.0%
100-40-61660-41	INSTRUCTOR SERVICES - CE	2,000.00	-	-	2,000.00	100.0%
100-40-61800-41	IMAGE TREND ENHANCEMENT	7,717.00	958.33	1,499.99	6,217.01	80.6%
100-40-61980-42	PPE CLOTHING MAINTENANCE & DECONTAMINATION	35,500.00	135.50	533.50	34,966.50	98.5%
100-40-62200-47	SCBA TESTING & CALIBRATION	3,500.00	-	-	3,500.00	100.0%
	<b>Subtotal</b>	<b>82,667.00</b>	<b>9,796.13</b>	<b>11,593.82</b>	<b>71,073.18</b>	86.0%
<b>Training Services</b>						
100-40-64020-41	FIRE OPS / EMS OUTSIDE TRAINING	6,000.00	26.95	26.95	5,973.05	99.6%
100-40-64400-42	HEALTH, SAFETY, & WELLNESS TRAINING & SUPPLIES	2,333.00	-	-	2,333.00	100.0%
100-40-64420-41	INTERN / RECRUIT ACADEMY & SUPPLIES	10,000.00	179.25	1,589.25	8,410.75	84.1%
100-40-64500-41	TRT TRAINING	8,000.00	-	-	8,000.00	100.0%
100-40-64550-41	OFFICER DEVELOPMENT TRAINING & SUPPLIES	23,000.00	741.00	741.00	22,259.00	96.8%
100-40-64600-47	SCBA TRAINING CERTIFICATION	2,000.00	-	-	2,000.00	100.0%
	<b>Subtotal</b>	<b>51,333.00</b>	<b>947.20</b>	<b>2,357.20</b>	<b>48,975.80</b>	95.4%
	<b>Emergency Services Operating Expense Total:</b>	<b>385,323.00</b>	<b>20,105.55</b>	<b>32,106.46</b>	<b>353,216.54</b>	91.7%
	<b>TOTAL EMERGENCY SERVICES</b>	<b>8,476,811.00</b>	<b>622,050.23</b>	<b>1,221,210.99</b>	<b>7,255,600.01</b>	85.6%

## DIVISION 50: COMMUNITY SERVICES / FIRE PREVENTION

<b>Wages</b>						
100-50-50260-10	COMMUNITY RISK REDUCTION SPECIALIST	86,843.00	6,680.26	13,360.52	73,482.48	84.6%
	<b>Subtotal</b>	<b>86,843.00</b>	<b>6,680.26</b>	<b>13,360.52</b>	<b>73,482.48</b>	84.6%
<b>OT Wages</b>						
100-50-52700-15	PREVENTION / FIRE INVESTIGATION OVERTIME	-	-	-	-	0.0%
100-50-52965-15	SPECIAL PUBLIC EVENTS OT	-	-	-	-	0.0%
	<b>Subtotal</b>	<b>-</b>	<b>-</b>	<b>-</b>	<b>-</b>	0.0%
	<b>Community Services / Fire Prevention Wages Total:</b>	<b>86,843.00</b>	<b>6,680.26</b>	<b>13,360.52</b>	<b>73,482.48</b>	84.6%
<b>Operating Supplies</b>						
100-50-55160-50	FIRE CODE BOOKS & MANUALS	800.00	-	-	800.00	100.0%
100-50-55180-15	FIRE INVESTIGATION TOOLS & EQUIPMENT	-	-	-	-	0.0%
100-50-55260-50	FIRE PREVENTION TOOLS & EQUIPMENT	200.00	-	-	200.00	100.0%
100-50-55640-59	MULTI MEDIA SOFTWARE LICENSES	1,000.00	-	-	1,000.00	100.0%
	<b>Subtotal</b>	<b>2,000.00</b>	<b>-</b>	<b>-</b>	<b>2,000.00</b>	100.0%
<b>Parts &amp; Supplies</b>						
100-50-56740-50	FIRE PREVENTION SUPPLIES	400.00	-	-	400.00	100.0%
100-50-57640-50	SAFETY & EDUCATION PROMO MATERIALS	2,600.00	-	-	2,600.00	100.0%
	<b>Subtotal</b>	<b>3,000.00</b>	<b>-</b>	<b>-</b>	<b>3,000.00</b>	100.0%
<b>Operating Services</b>						
100-50-60150-50	EMERGENCY EVENT SUPPLIES	2,000.00	427.44	427.44	1,572.56	78.6%
100-50-60200-50	SELF INSPECTION SUPPLIES	500.00	-	100.00	400.00	80.0%
	<b>Subtotal</b>	<b>2,500.00</b>	<b>427.44</b>	<b>527.44</b>	<b>1,972.56</b>	78.9%



# Superstition Fire & Medical District Income Statement - Detail

For Fiscal: 2020-2021 Period Ending: 8/31/20

		Original Total Budget	Current Month Actual	YTD Actual Activity	Forecasted Remaining Budget	% Budget Remaining
<b>Professional Services</b>						
100-50-61200-50	CONTRACTED FIRE INSPECTOR SERVICES	3,850.00	-	-	3,850.00	🟢 100.0%
100-50-61340-50	CONTRACTED FIRE INVESTIGATOR SERVICES	2,000.00	-	-	2,000.00	🟢 100.0%
100-50-61340-50	FIRE PREVENTION WEEK SUPPLIES	500.00	-	-	500.00	🟢 100.0%
100-50-61370-50	COMMUNITY RELATIONS PRINTED MATERIALS	1,500.00	-	-	1,500.00	🟢 100.0%
100-50-61380-50	WATER SAFETY EVENTS	300.00	-	-	300.00	🟢 100.0%
100-50-62010-08	PRE-PLAN DEVELOPMENT	4,750.00	-	2,000.00	2,750.00	🟡 57.9%
100-50-62080-50	PROF OUTSIDE SVCS (GIS)	8,000.00	-	2,000.00	6,000.00	🔴 75.0%
	<b>Subtotal</b>	20,900.00	-	4,000.00	16,900.00	🟡 80.9%
<b>Training Services</b>						
100-50-64240-15	FIRE ARSON / INVESTIGATOR TRAINING	2,000.00	-	-	2,000.00	🟢 100.0%
100-50-64260-50	COMMUNITY RISK REDUCTION SPECIALIST TRAINING	1,500.00	-	-	1,500.00	🟢 100.0%
	<b>Subtotal</b>	3,500.00	-	-	3,500.00	🟢 100.0%
<b>Community Services / Fire Prevention Operating Expense Total:</b>		31,900.00	427.44	4,527.44	27,372.56	🟢 85.8%
<b>TOTAL COMMUNITY SERVICES / FIRE PREVENTION</b>		118,743.00	7,107.70	17,887.96	100,855.04	🟢 84.9%
<b>GRAND TOTAL GENERAL FUND</b>		\$ 17,297,194.00	\$ 1,288,548.91	\$ 2,533,266.75	\$ 14,763,927.25	🟢 85.4%
<b>Net Financial Sources (Uses):</b>		\$ (1,800,754.00)	\$ (1,070,073.58)	\$ (2,052,506.52)	\$ 251,752.52	
<b>Beginning Unrestricted Fund Balance July 1, 2020</b>		\$1,800,754.00				



# Superstition Fire & Medical District Income Statement - Detail

For Fiscal: 2020-2021 Period Ending: 8/31/20

		Original Total Budget	Current Month Actual	YTD Actual Activity	Forecasted Remaining Budget	% Budget Remaining
<b>Fund: 150 - TRANSPORT SERVICES</b>						
<b>Revenue</b>						
150-10-42100-10	ALS TRANSPORT REVENUE	3,404,171.00	238,594.00	507,244.90	2,896,926.10	85.1%
150-10-42122-10	COVID PROVIDER RELIEF	-	-	-	-	0.0%
150-10-42125-10	TRANSPORT CUSTOMER REFUNDS	(25,153.00)	(2,597.10)	(5,028.56)	(20,124.44)	80.0%
150-10-42180-10	COLLECTIONS REVENUE	28,086.00	-	-	28,086.00	100.0%
150-10-45700-10	INVESTMENT EARNINGS	3,750.00	242.45	501.75	3,248.25	86.6%
150-10-45900-10	OTHER INCOME	-	-	(237.50)	237.50	0.0%
150-80-48020-02	TRANSFER IN (200 FUND)	-	-	-	-	0.0%
150-80-48100-10	TRANSFER OUT (200 FUND)	(25,000.00)	-	-	(25,000.00)	100.0%
<b>Revenue Total:</b>		<b>\$ 3,385,854.00</b>	<b>\$ 236,239.35</b>	<b>\$ 502,480.59</b>	<b>2,883,373.41</b>	<b>85.2%</b>

<b>Expense</b>						
<b>DIVISION 10: ADMINISTRATIVE SERVICES</b>						
<b>Wages</b>						
150-10-50000-10	FIRE CHIEF	8,681.00	667.77	1,335.54	7,345.46	84.6%
150-10-50010-10	ADMIN SERVICES STAFF	59,375.00	4,567.31	9,134.62	50,240.38	84.6%
150-10-52510-10	WAGE ALLOWANCE (CELL PHONES)	945.00	72.69	145.38	799.62	84.6%
<b>Subtotal</b>		<b>69,001.00</b>	<b>5,307.77</b>	<b>10,615.54</b>	<b>58,385.46</b>	<b>84.6%</b>
<b>Employer Provided Benefits</b>						
150-10-53710-10	PENSION (PSPRS)	28,512.00	2,193.23	4,386.46	24,125.54	84.6%
150-10-53760-10	PENSION (ASRS)	177,922.00	12,994.99	26,463.69	151,458.31	85.1%
150-10-53770-10	BENEFIT CONTRIBUTIONS	324,976.00	25,912.15	51,247.30	273,728.70	84.2%
150-10-53810-10	SOCIAL SECURITY	91,150.00	6,843.98	13,906.82	77,243.18	84.7%
150-10-53830-10	MEDICARE	21,317.00	1,709.60	3,470.34	17,846.66	83.7%
150-10-53860-10	INDUSTRIAL INSURANCE	23,232.00	109.62	4,530.80	18,701.20	80.5%
150-10-53870-10	INDUSTRIAL INSURANCE - VOLUNTEERS	-	-	-	-	0.0%
150-10-53910-10	MEDICAL INSURANCE	-	(236.28)	16,213.76	(16,213.76)	0.0%
150-10-53920-10	DENTAL INSURANCE	-	31.76	1,277.91	(1,277.91)	0.0%
150-10-53930-10	VISION INSURANCE	-	15.95	232.05	(232.05)	0.0%
150-10-53940-10	EMPLOYEE ASSISTANCE PROGRAM	2,532.00	199.68	645.12	1,886.88	74.5%
150-10-53950-10	LIFE INSURANCE	2,640.00	200.00	664.00	1,976.00	74.8%
150-10-53965-10	COBRA REIMBURSEMENT INCOME	-	384.91	384.91	(384.91)	0.0%
150-10-53990-10	EARNED LEAVE BUYOUT (ELBO) PROGRAM	2,202.00	-	-	2,202.00	100.0%
150-10-53992-10	EARNED LEAVE BUYOUT (ELBO) PROGRAM - FICA	211.00	-	-	211.00	100.0%
150-10-53997-10	EARNED LEAVE SEPARATION (ELSP) PROGRAM	-	5,310.32	5,310.32	(5,310.32)	0.0%
150-10-53998-10	EARNED LEAVE SEPARATION PROGRAM - FICA	-	406.24	406.24	(406.24)	0.0%
<b>Subtotal</b>		<b>674,694.00</b>	<b>56,076.15</b>	<b>129,139.72</b>	<b>545,554.28</b>	<b>80.9%</b>
<b>Admin Services Compensation &amp; Benefits Total:</b>		<b>743,695.00</b>	<b>61,383.92</b>	<b>139,755.26</b>	<b>603,939.74</b>	<b>81.2%</b>
<b>Equipment &amp; Machinery</b>						
150-10-54040-08	COMPUTER EQUIPMENT	-	-	-	-	0.0%
<b>Operating Supplies</b>						
150-10-55060-08	COMPUTER / PRINTER SUPPLIES & MAINTENANCE	7,700.00	-	-	7,700.00	100.0%
<b>Parts &amp; Supplies</b>						
150-10-55550-12	OFFICE FURNITURE & EQUIPMENT, PARTS & SUPPLIES	7,800.00	-	184.41	7,615.59	97.6%
150-10-55670-50	VOLUNTEER EXPENSES	100.00	-	-	100.00	100.0%
150-10-56340-12	CLEANING SUPPLIES	3,500.00	747.43	747.43	2,752.57	78.6%
150-10-56600-12	FACILITY MAINTENANCE	8,015.00	1,356.15	1,356.15	6,658.85	83.1%
150-10-56860-12	FOOD / BEVERAGES	200.00	-	-	200.00	100.0%
150-10-57100-12	OFFICE SUPPLIES	1,500.00	460.57	460.57	1,039.43	69.3%
150-10-57200-12	POSTAGE / DELIVERY SERVICES	1,500.00	-	250.00	1,250.00	83.3%
150-10-57440-12	PROFESSIONAL PUBLS / SUBSCRIPTIONS	-	-	-	-	0.0%
150-10-57600-12	HONOR GUARD	1,000.00	-	-	1,000.00	100.0%
150-10-57620-12	REWARDS / RECOGNITION / FLOWER SUPPLIES	300.00	-	-	300.00	100.0%
150-10-57660-12	PEER SUPPORT	100.00	-	-	100.00	100.0%
150-10-57680-12	TS ID BADGES	200.00	-	-	200.00	100.0%
150-10-58000-12	UNIFORMS (CIVILIAN)	15,400.00	-	-	15,400.00	100.0%
<b>Subtotal</b>		<b>39,615.00</b>	<b>2,564.15</b>	<b>2,998.56</b>	<b>36,616.44</b>	<b>92.4%</b>
<b>Facility Services</b>						
150-10-59000-12	FACILITY RENT	6,300.00	575.00	1,575.00	4,725.00	75.0%
150-10-59020-12	ELECTRICITY	36,800.00	5,151.08	5,401.08	31,398.92	85.3%
150-10-59040-12	FACILITY PROJECTS	26,400.00	1,513.16	1,767.80	24,632.20	93.3%
150-10-59060-12	NATURAL GAS	3,500.00	63.52	1,397.82	2,102.18	60.1%
150-10-59100-08	PHONE	8,000.00	607.33	1,213.54	6,786.46	84.8%
150-10-59160-12	WATER SOFTENER SUPPLIES	2,100.00	217.04	362.95	1,737.05	82.7%
150-10-59180-12	SEWER / SEPTIC	2,320.00	173.21	213.55	2,106.45	90.8%
150-10-59200-12	WATER	8,530.00	687.63	936.99	7,593.01	89.0%
<b>Subtotal</b>		<b>93,950.00</b>	<b>8,987.97</b>	<b>12,868.73</b>	<b>81,081.27</b>	<b>86.3%</b>



# Superstition Fire & Medical District Income Statement - Detail

For Fiscal: 2020-2021 Period Ending: 8/31/20

		Original Total Budget	Current Month Actual	YTD Actual Activity	Forecasted Remaining Budget	% Budget Remaining
<b>Operating Services</b>						
150-10-60180-08	COPIER MAINTENANCE & SUPPLIES	2,317.00	165.29	409.78	1,907.22	<span style="color: green;">●</span> 82.3%
150-10-60230-12	DOCUMENT DISPOSAL SERVICES	150.00	-	23.34	126.66	<span style="color: green;">●</span> 84.4%
150-10-60240-12	EXTERMINATING	1,300.00	118.66	118.66	1,181.34	<span style="color: green;">●</span> 90.9%
150-10-60310-08	INTERNET	24,700.00	2,502.48	5,026.62	19,673.38	<span style="color: green;">●</span> 79.6%
150-10-60580-12	LANDSCAPING	750.00	-	-	750.00	<span style="color: green;">●</span> 100.0%
150-10-60580-12	REFUSE COLLECTION	1,210.00	124.89	249.78	960.22	<span style="color: green;">●</span> 79.4%
150-10-60600-12	SECURITY & ALARM SYSTEMS	1,600.00	63.33	820.83	779.17	<span style="color: red;">●</span> 48.7%
150-10-60620-08	INDIVIDUAL SOFTWARE LICENSING	2,000.00	398.35	398.35	1,601.65	<span style="color: green;">●</span> 80.1%
150-10-60630-08	SYSTEM SERVER HOSTING	1,586.00	132.17	396.51	1,189.49	<span style="color: green;">●</span> 75.0%
150-10-60740-12	WATER & ICE (DRINKING)	4,700.00	276.93	638.75	4,061.25	<span style="color: green;">●</span> 86.4%
	<b>Subtotal</b>	<b>40,313.00</b>	<b>3,782.10</b>	<b>8,082.62</b>	<b>32,230.38</b>	<span style="color: green;">●</span> 80.0%
<b>Professional Services</b>						
150-10-61020-12	ADMIN MEDICAL DIR - CONTRACT	15,000.00	-	-	15,000.00	<span style="color: green;">●</span> 100.0%
150-10-61060-12	NEW HIRE HR ADVERTISING	-	-	-	-	<span style="color: green;">●</span> 0.0%
150-10-61100-12	BACKGROUND / CREDIT REPORTG	1,000.00	163.50	163.50	836.50	<span style="color: green;">●</span> 83.7%
150-10-61160-08	CIS MAINT CONTRACT	2,500.00	33.00	66.00	2,434.00	<span style="color: green;">●</span> 97.4%
150-10-61170-08	CIS WEB HOSTING / DOMAIN CERTIFICATES	1,185.00	-	-	1,185.00	<span style="color: green;">●</span> 100.0%
150-10-61250-12	FIRE CHIEF SEARCH CONTINGENCY	10,000.00	-	-	10,000.00	<span style="color: green;">●</span> 100.0%
150-10-61260-12	CPA AUDIT SERVICES	4,000.00	-	-	4,000.00	<span style="color: green;">●</span> 100.0%
150-10-61300-12	LABOR RELATIONS CONSULTING/CONFERENCES	1,333.00	-	-	1,333.00	<span style="color: green;">●</span> 100.0%
150-10-61700-12	VEHICLE / PROPERTY / LIABILITY INS	27,925.00	6,791.50	6,791.50	21,133.50	<span style="color: red;">●</span> 75.7%
150-10-61860-12	GOVERNING BOARD LEGAL SERVICES	6,750.00	-	-	6,750.00	<span style="color: green;">●</span> 100.0%
150-10-61880-12	HR / INVESTIGATION LEGAL SERVICES	-	-	-	-	<span style="color: green;">●</span> 0.0%
150-10-61920-12	MEDICAL EXAM SERVICES	350.00	130.00	1,845.00	(1,495.00)	<span style="color: red;">●</span> -427.1%
150-10-62020-12	PRINTING / PUBLISHING SERVICES	800.00	149.50	149.50	650.50	<span style="color: green;">●</span> 81.3%
150-10-62060-12	PROFESSIONAL ORGS / MEMBERSHIP	2,000.00	-	21.72	1,978.28	<span style="color: green;">●</span> 98.9%
150-10-62105-08	GLOBAL SOFTWARE LICENSING	28,500.00	5,840.02	8,973.35	19,526.65	<span style="color: green;">●</span> 68.5%
	<b>Subtotal</b>	<b>101,343.00</b>	<b>13,107.52</b>	<b>18,010.57</b>	<b>83,332.43</b>	<span style="color: green;">●</span> 82.2%
<b>Financial Services</b>						
150-10-63000-10	ADMIN FEES, BONDS & LEASES	150.00	-	-	150.00	<span style="color: green;">●</span> 100.0%
150-10-63140-10	INTEREST & FINANCE CHARGES	10,000.00	-	114.48	9,885.52	<span style="color: green;">●</span> 98.9%
150-10-63150-10	FINANCIAL RESERVE	103,064.15	-	-	103,064.15	<span style="color: green;">●</span> 100.0%
150-10-63200-10	BILLING & COLLECTIONS FEES	167,770.00	596.93	1,534.31	166,235.69	<span style="color: green;">●</span> 99.1%
	<b>Subtotal</b>	<b>280,984.15</b>	<b>596.93</b>	<b>1,648.79</b>	<b>279,335.36</b>	<span style="color: green;">●</span> 99.4%
<b>Training Services</b>						
150-10-64020-12	ADMIN TRAINING / CONFERENCES	800.00	-	-	800.00	<span style="color: green;">●</span> 100.0%
150-10-64040-12	BOARD OF DIRECTORS TRAINING	200.00	-	-	200.00	<span style="color: green;">●</span> 100.0%
150-10-64060-12	COLLEGE TUITION REIMBURSEMENT	4,647.00	-	-	4,647.00	<span style="color: green;">●</span> 100.0%
	<b>Subtotal</b>	<b>5,647.00</b>	<b>-</b>	<b>-</b>	<b>5,647.00</b>	<span style="color: green;">●</span> 100.0%
	<b>Administrative Services Operating Expense Total:</b>	<b>569,552.15</b>	<b>29,038.67</b>	<b>43,609.27</b>	<b>525,942.88</b>	<span style="color: green;">●</span> 92.3%
	<b>TOTAL ADMINISTRATIVE SERVICES</b>	<b>1,313,247.15</b>	<b>90,422.59</b>	<b>183,364.53</b>	<b>1,129,882.62</b>	<span style="color: green;">●</span> 86.0%
<b>DIVISION 20: TECHNICAL SERVICES</b>						
<b>Wages</b>						
150-20-50020-10	FLEET & FACILITIES STAFF	20,000.00	2,799.05	4,801.62	15,198.38	<span style="color: red;">●</span> 76.0%
	<b>Technical Services Wages Total:</b>	<b>20,000.00</b>	<b>2,799.05</b>	<b>4,801.62</b>	<b>15,198.38</b>	<span style="color: red;">●</span> 76.0%
<b>Equipment &amp; Machinery</b>						
150-20-54050-20	DIAGNOSTIC SOFTWARE	650.00	368.22	368.22	281.78	<span style="color: red;">●</span> 43.4%
<b>Operating Supplies</b>						
150-20-55400-20	MECH EQUIPMENT, PARTS & SUPPLIES	600.00	-	-	600.00	<span style="color: green;">●</span> 100.0%
150-20-55580-20	TIRES	12,000.00	-	-	12,000.00	<span style="color: green;">●</span> 100.0%
150-20-55620-20	VEHICLE PARTS	14,200.00	144.48	969.28	13,230.72	<span style="color: green;">●</span> 93.2%
	<b>Subtotal</b>	<b>26,800.00</b>	<b>144.48</b>	<b>969.28</b>	<b>25,830.72</b>	<span style="color: green;">●</span> 96.4%
<b>Parts &amp; Supplies</b>						
150-20-56800-20	FLUIDS (ANTIFREEZE, BRAKE, TRANSMISSION)	705.00	-	474.99	230.01	<span style="color: red;">●</span> 32.6%
150-20-56880-20	FUEL - DIESEL	25,900.00	1,917.93	2,036.79	23,863.21	<span style="color: green;">●</span> 92.1%
150-20-56900-20	FUEL - UNLEADED	1,400.00	74.30	77.79	1,322.21	<span style="color: green;">●</span> 94.4%
150-20-57060-20	MISCELLANEOUS SHOP SUPPLIES	500.00	-	-	500.00	<span style="color: green;">●</span> 100.0%
150-20-57140-20	ENGINE OIL	1,650.00	-	-	1,650.00	<span style="color: green;">●</span> 100.0%
150-20-58120-20	UNIFORMS & TOWELS (TECH SRVS)	460.00	21.64	21.64	438.36	<span style="color: green;">●</span> 95.3%
	<b>Subtotal</b>	<b>30,615.00</b>	<b>2,013.87</b>	<b>2,611.21</b>	<b>28,003.79</b>	<span style="color: green;">●</span> 91.5%
<b>Professional Services</b>						
150-20-61460-20	HAZARDOUS WASTE DISPOSAL	200.00	37.67	37.67	162.33	<span style="color: green;">●</span> 81.2%
150-20-62140-20	REPAIR & MAINTENANCE - FLEET	3,000.00	534.96	784.96	2,215.04	<span style="color: red;">●</span> 73.8%
	<b>Subtotal</b>	<b>3,200.00</b>	<b>572.63</b>	<b>822.63</b>	<b>2,377.37</b>	<span style="color: red;">●</span> 74.3%
<b>Training Services</b>						
150-20-64470-20	FLEET SERVICES TRAINING	500.00	-	-	500.00	<span style="color: green;">●</span> 100.0%
	<b>Technical Services Operating Expense Total:</b>	<b>61,765.00</b>	<b>3,099.20</b>	<b>4,771.34</b>	<b>56,993.66</b>	<span style="color: green;">●</span> 92.3%



# Superstition Fire & Medical District Income Statement - Detail

For Fiscal: 2020-2021 Period Ending: 8/31/20

	Original Total Budget	Current Month Actual	YTD Actual Activity	Forecasted Remaining Budget	% Budget Remaining
TOTAL TECHNICAL SERVICES	81,765.00	5,898.25	9,572.96	72,192.04	88.3%



# Superstition Fire & Medical District Income Statement - Detail

For Fiscal: 2020-2021 Period Ending: 8/31/20

		Original Total Budget	Current Month Actual	YTD Actual Activity	Forecasted Remaining Budget	% Budget Remaining
<b>DIVISION 30: COMMUNICATIONS SERVICES</b>						
<b>Operating Services</b>						
150-30-59080-15	PHONE / E-911 COMMUNICATION CIRCUITS	2,375.00	185.67	371.34	2,003.66	<span style="color: green;">●</span> 84.4%
150-30-60020-15	TOPAZ / G2 MAINTENANCE	6,000.00	126.34	160.01	5,839.99	<span style="color: green;">●</span> 97.3%
150-30-60340-08	MCT MAINTENANCE	6,750.00	-	1,680.75	5,069.25	<span style="color: red;">●</span> 75.1%
150-30-60350-08	MOBILE DATA OPERATIONS	7,680.00	866.15	1,732.30	5,947.70	<span style="color: red;">●</span> 77.4%
150-30-60560-15	RADIO INFO SYSTEMS MAINTENANCE	1,000.00	-	-	1,000.00	<span style="color: green;">●</span> 100.0%
	<b>Subtotal</b>	<b>23,805.00</b>	<b>1,178.16</b>	<b>3,944.40</b>	<b>19,860.60</b>	<span style="color: yellow;">●</span> 83.4%
<b>Professional Services</b>						
150-30-61440-15	DISPATCH SERVICES - MFMD	159,452.00	12,071.82	12,071.82	147,380.18	<span style="color: green;">●</span> 92.4%
<b>TOTAL COMMUNICATIONS SERVICES</b>		<b>183,257.00</b>	<b>13,249.98</b>	<b>16,016.22</b>	<b>167,240.78</b>	<span style="color: green;">●</span> 91.3%
<b>DIVISION 40: TRANSPORT SERVICES</b>						
<b>Wages</b>						
150-40-50040-10	ASSISTANT CHIEFS	16,303.00	1,254.08	2,508.16	13,794.84	<span style="color: green;">●</span> 84.6%
150-40-50140-10	CON OPERATIONS MANAGEMENT	142,437.00	11,239.19	22,478.38	119,958.62	<span style="color: green;">●</span> 84.2%
150-40-51010-10	BATTALION CHIEFS	21,554.00	1,658.00	3,316.00	18,238.00	<span style="color: green;">●</span> 84.6%
150-40-51030-10	CAPTAINS	59,964.00	4,612.62	9,225.24	50,738.76	<span style="color: green;">●</span> 84.6%
150-40-51600-10	PARAMEDIC (FULL TIME)	665,148.00	46,073.62	92,084.02	573,063.98	<span style="color: green;">●</span> 86.2%
150-40-51650-10	EMT (FULL TIME)	532,229.00	37,422.46	73,919.69	458,309.31	<span style="color: green;">●</span> 86.1%
150-40-51700-10	PARAMEDIC (PART TIME)	-	-	-	-	<span style="color: green;">●</span> 0.0%
150-40-51750-10	EMT (PART TIME)	-	162.00	162.00	(162.00)	<span style="color: red;">●</span> 0.0%
150-40-51800-10	SWORN COVERAGE - WAGES	-	4,113.57	15,295.22	(15,295.22)	<span style="color: red;">●</span> 0.0%
	<b>Subtotal</b>	<b>1,437,635.00</b>	<b>106,535.54</b>	<b>218,988.71</b>	<b>1,218,646.29</b>	<span style="color: green;">●</span> 84.8%
<b>OT / Other Wages</b>						
150-40-52015-10	INJURY WAGES	-	-	-	-	<span style="color: green;">●</span> 0.0%
150-40-52560-10	HOLIDAY PAY	39,417.00	-	3,096.43	36,320.57	<span style="color: green;">●</span> 92.1%
150-40-52740-12	REGULAR OVERTIME	100,000.00	3,949.07	9,550.22	90,449.78	<span style="color: green;">●</span> 90.4%
150-40-52750-12	SPECIAL OVERTIME	300.00	-	-	300.00	<span style="color: green;">●</span> 100.0%
150-40-52800-12	CONTRACTED SPECIAL EVENTS OVERTIME	1,300.00	-	-	1,300.00	<span style="color: green;">●</span> 100.0%
150-40-52850-47	SCBA OVERTIME	750.00	-	-	750.00	<span style="color: green;">●</span> 100.0%
150-40-53140-41	EMS TRAINING OT	-	-	-	-	<span style="color: green;">●</span> 0.0%
	<b>Subtotal</b>	<b>141,767.00</b>	<b>3,949.07</b>	<b>12,646.65</b>	<b>129,120.35</b>	<span style="color: green;">●</span> 91.0%
<b>Transport Services Wages Total:</b>		<b>1,579,402.00</b>	<b>110,484.61</b>	<b>231,635.36</b>	<b>1,347,766.64</b>	<span style="color: green;">●</span> 85.3%
<b>Equipment &amp; Machinery</b>						
150-40-54000-10	VEHICLE / EQUIPMENT LEASE PAYMENTS	175,148.00	-	-	175,148.00	<span style="color: green;">●</span> 100.0%
150-40-54080-41	EMS EQUIP & MACHINERY (ASSET)	2,000.00	-	-	2,000.00	<span style="color: green;">●</span> 100.0%
150-40-54300-42	PHYSICAL FITNESS EQUIPMENT (ASSET)	667.00	-	-	667.00	<span style="color: green;">●</span> 100.0%
	<b>Subtotal</b>	<b>177,815.00</b>	<b>-</b>	<b>-</b>	<b>177,815.00</b>	<span style="color: green;">●</span> 100.0%
<b>Operating Supplies</b>						
150-40-55100-41	EMS PARTS & SUPPLIES	5,000.00	-	1,250.16	3,749.84	<span style="color: red;">●</span> 75.0%
150-40-55440-42	PHYSICAL FITNESS TRAINING, TOOLS & SUPPLIES	1,000.00	-	-	1,000.00	<span style="color: green;">●</span> 100.0%
150-40-55480-42	SAFETY EQUIPMENT, PARTS & SUPPLIES	300.00	-	-	300.00	<span style="color: green;">●</span> 100.0%
150-40-56450-41	EMS MEDICAL SUPPLIES	198,000.00	5,537.15	12,998.24	185,001.76	<span style="color: green;">●</span> 93.4%
150-40-56460-41	EMS MEDICATION RESTOCK SUPPLIES	15,000.00	225.00	280.80	14,719.20	<span style="color: green;">●</span> 98.1%
150-40-56500-41	COVID SUPPLIES	-	4,620.86	10,584.54	(10,584.54)	<span style="color: red;">●</span> 0.0%
150-40-57000-41	IMMUNIZATION CLINIC SUPPLIES	6,000.00	-	-	6,000.00	<span style="color: green;">●</span> 100.0%
150-40-57245-42	PPE REPLACEMENT	1,500.00	-	-	1,500.00	<span style="color: green;">●</span> 100.0%
	<b>Subtotal</b>	<b>226,800.00</b>	<b>10,383.01</b>	<b>25,113.74</b>	<b>201,686.26</b>	<span style="color: green;">●</span> 88.9%
<b>Operating Services</b>						
150-40-60040-41	BIO-HAZARD WASTE	2,000.00	254.10	254.10	1,745.90	<span style="color: green;">●</span> 87.3%
150-40-60700-12	TOWEL & LINEN SERVICES	2,730.00	192.21	192.21	2,537.79	<span style="color: green;">●</span> 93.0%
	<b>Subtotal</b>	<b>4,730.00</b>	<b>446.31</b>	<b>446.31</b>	<b>4,283.69</b>	<span style="color: green;">●</span> 90.6%
<b>Professional Services</b>						
150-40-61120-12	BAY DOOR MAINTENANCE	3,825.00	-	-	3,825.00	<span style="color: green;">●</span> 100.0%
150-40-61530-41	EMS CARDIAC MONITOR MAINT & SUPP	7,950.00	3,334.14	3,334.14	4,615.86	<span style="color: red;">●</span> 58.1%
150-40-61650-12	INFECTION CONTROL MEDICAL EXAM SERVICE	1,000.00	-	-	1,000.00	<span style="color: green;">●</span> 100.0%
150-40-61800-41	IMAGE TREND ENHANCEMENTS	3,333.00	479.17	750.01	2,582.99	<span style="color: red;">●</span> 77.5%
	<b>Subtotal</b>	<b>16,108.00</b>	<b>3,813.31</b>	<b>4,084.15</b>	<b>12,023.85</b>	<span style="color: red;">●</span> 74.6%
<b>Training Services</b>						
150-40-64020-41	EMS CONFERENCES / OUTSIDE TRAINING	500.00	-	-	500.00	<span style="color: green;">●</span> 100.0%
150-40-64400-42	HEALTH, SAFETY, & WELLNESS TRNG & SUPPLIES	667.00	-	-	667.00	<span style="color: green;">●</span> 100.0%
	<b>Subtotal</b>	<b>1,167.00</b>	<b>-</b>	<b>-</b>	<b>1,167.00</b>	<span style="color: green;">●</span> 100.0%
<b>Transport Services Operating Expense Total:</b>		<b>426,620.00</b>	<b>14,642.63</b>	<b>29,644.20</b>	<b>396,975.80</b>	<span style="color: green;">●</span> 93.1%
<b>TOTAL TRANSPORT OPERATIONS</b>		<b>2,006,022.00</b>	<b>125,127.24</b>	<b>261,279.56</b>	<b>1,744,742.44</b>	<span style="color: green;">●</span> 87.0%



# Superstition Fire & Medical District Income Statement - Detail

For Fiscal: 2020-2021 Period Ending: 8/31/20

		Original Total Budget	Current Month Actual	YTD Actual Activity	Forecasted Remaining Budget	% Budget Remaining
<b>DIVISION 50: COMMUNITY SERVICES / FIRE PREVENTION</b>						
	<b>Parts &amp; Supplies</b>					
150-50-56920-50	SAFETY & EDUCATION PROMOTIONAL MATERIALS	-	-	-	-	0.0%
	<b>Professional Services</b>					
150-50-61370-50	COMMUNITY RELATIONS PRINTED MATERIALS	1,000.00	-	-	1,000.00	100.0%
	<b>TOTAL COMMUNITY SERVICES / FIRE PREVENTION</b>	<b>1,000.00</b>	<b>-</b>	<b>-</b>	<b>1,000.00</b>	<b>100.0%</b>
	<b>GRAND TOTAL TRANSPORT SERVICES FUND</b>	<b>\$ 3,585,291.15</b>	<b>\$ 234,698.06</b>	<b>\$ 470,233.27</b>	<b>\$ 3,115,057.88</b>	<b>86.9%</b>
	<b>Net Financial Sources (Uses):</b>	<b>\$ (199,437.15)</b>	<b>\$ 1,541.29</b>	<b>\$ 32,247.32</b>	<b>\$ (231,684.47)</b>	
	<b>Beginning Unrestricted Fund Balance July 1, 2020</b>	<b>\$199,437.15</b>				



# Superstition Fire & Medical District Income Statement - Detail

For Fiscal: 2020-2021 Period Ending: 8/31/20

		Original Total Budget	Current Month Actual	YTD Actual Activity	Forecasted Remaining Budget	% Budget Remaining
<b>Fund: 200 - CAPITAL PROJECTS</b>						
<b>Revenue</b>						
<b>Direct Taxes</b>						
200-10-41000-10	REAL & SECURED PROPERTY TAXES	997,915.00	1,502.56	3,116.35	994,798.65	99.7%
200-10-41050-10	UNSECURED PERS PROPERTY TAXES	78,097.00	(625.41)	(976.69)	79,073.69	101.3%
200-10-41080-10	MARICOPA COUNTY PROPERTY TAXES	1,115.00	-	38.14	1,076.86	96.6%
200-10-41200-10	SRP CONTRIBUTIONS	28,565.00	-	-	28,565.00	100.0%
	<b>Subtotal</b>	<b>\$ 1,105,692.00</b>	<b>\$ 877.15</b>	<b>\$ 2,177.80</b>	<b>\$ 1,103,514.20</b>	<b>99.8%</b>
200-10-45700-10	INVESTMENT EARNINGS	10,000.00	378.96	801.09	9,198.91	92.0%
200-10-45900-10	OTHER INCOME	-	-	-	-	0.0%
200-80-48020-10	TRANSFER IN (150 FUND)	25,000.00	-	-	25,000.00	100.0%
200-80-48100-10	TRANSFER OUT (150 FUND)	-	-	-	-	0.0%
200-80-48100-10	TRANSFER OUT (400 FUND)	-	-	-	-	0.0%
200-90-49500-15	DISTRICT EQUIPMENT SALES	-	-	-	-	0.0%
	<b>Revenue Total:</b>	<b>\$ 1,140,692.00</b>	<b>\$ 1,256.11</b>	<b>\$ 2,978.89</b>	<b>\$ 1,137,713.11</b>	<b>99.7%</b>
<b>Expense</b>						
200-10-63000-10	ADMINISTRATIVE FEES	-	-	-	-	0.0%
200-10-63150-10	FINANCIAL RESERVE	732,049.74	-	1.78	732,047.96	100.0%
200-70-71002-25	BUILDINGS & SYSTEMS	36,538.00	5,435.00	5,435.00	31,103.00	85.1%
200-70-72240-20	VEHICLES / GENERAL PURPOSE	390,169.00	-	-	390,169.00	100.0%
200-70-72340-20	APPARATUS EQUIPMENT	147,667.00	-	-	147,667.00	100.0%
200-70-72510-15	COMM MICROWAVE UPGRADE	9,522.00	64.00	103.00	9,419.00	98.9%
200-70-52515-15	COMM SYSTEM SOFTWARE	21,000.00	21,011.00	21,011.00	(11.00)	-0.1%
200-70-72660-15	RADIO COMM EQUIP - PORTABLE	103,462.00	-	-	103,462.00	100.0%
200-70-72670-40	RADIO COMM EQUIP - WIRELESS	-	-	-	-	0.0%
200-70-72740-40	FIRE PROT EQUIP - SPECIALIZED	162,565.00	-	21,918.63	140,646.37	86.5%
200-70-72765-47	SCBA EQUIPMENT	-	-	-	-	#DIV/0!
200-70-72770-47	SCBA PACKS & BOTTLES	7,250.00	-	-	7,250.00	100.0%
200-70-72800-40	THERMAL IMAGING CAMERAS	-	-	-	-	0.0%
200-70-73420-41	EMS CAPITAL EQUIPMENT	49,500.00	-	-	49,500.00	100.0%
200-70-73515-15	COMPUTER EQUIPMENT	30,000.00	-	-	30,000.00	100.0%
200-70-73520-15	COMPUTER SOFTWARE	33,484.00	-	-	33,484.00	100.0%
200-70-73540-15	FACILITY EQUIPMENT	-	-	-	-	#DIV/0!
200-70-73700-41	TECHNICAL RESCUE EQUIPMENT	4,000.00	-	-	4,000.00	100.0%
200-70-73840-42	FITNESS EQUIPMENT	10,000.00	-	-	10,000.00	100.0%
	<b>Expense Total:</b>	<b>\$ 1,737,206.74</b>	<b>\$ 26,510.00</b>	<b>\$ 48,469.41</b>	<b>\$ 1,688,737.33</b>	<b>97.2%</b>
	<b>Net Financial Sources (Uses):</b>	<b>\$ (596,514.74)</b>	<b>\$ (25,253.89)</b>	<b>\$ (45,490.52)</b>	<b>\$ 552,489.98</b>	
	<b>Beginning Restricted Fund Balance July 1, 2020</b>	<b>\$596,514.74</b>				





# Superstition Fire & Medical District Income Statement - Detail

For Fiscal: 2020-2021 Period Ending: 8/31/20

		Original Total Budget	Current Month Actual	YTD Actual Activity	Forecasted Remaining Budget	% Budget Remaining
<b>Fund: 400 - SPECIAL REVENUE</b>						
<b>Revenue</b>						
400-10-45700-10	INVESTMENT EARNINGS	600.00	39.38	77.63	522.37	87.1%
400-10-46700-10	GRANT - FIRE PREVENTION	-	-	-	-	0.0%
400-10-46750-10	GRANT - FEMA (SHARE)	-	-	-	-	0.0%
400-10-46750-10	GRANT - OTHER	-	-	8,193.56	(8,193.56)	0.0%
400-10-47020-41	AED DONATIONS	24,000.00	4,750.00	4,750.00	19,250.00	80.2%
400-10-47100-41	EMS CARDIAC DONATIONS	1,000.00	-	-	1,000.00	100.0%
400-10-47110-41	EMS EQUIPMENT DONATIONS	-	-	-	-	0.0%
400-10-47120-50	FIRE PREVENTION / PUBLIC EDUCATION	100.00	-	-	100.00	100.0%
400-10-47130-10	GENERAL DONATIONS	10,000.00	1,000.00	1,000.00	9,000.00	90.0%
400-80-48020-02	TRANSFER IN (200 Fund)	-	-	-	-	0.0%
400-80-48020-10	TRANSFER IN (100 Fund)	-	-	-	-	0.0%
400-80-48100-10	TRANSFER OUT (100 Fund)	-	-	-	-	0.0%
<b>Revenue Total:</b>		<b>\$ 35,700.00</b>	<b>\$ 5,789.38</b>	<b>\$ 14,021.19</b>	<b>\$ 21,678.81</b>	<b>60.7%</b>
<b>Expense</b>						
400-10-63000-10	ADMINISTRATIVE FEES	-	0.17	0.17	(0.17)	0.0%
400-10-63610-10	UNDESIGNATED INVESTMENT EARNINGS RES	356.98	-	-	356.98	100.0%
400-50-77250-50	AED DONATIONS - EXPENDITURES	25,000.00	3,614.00	3,759.67	21,240.33	85.0%
400-50-77260-50	EMS EQUIPMENT DONATIONS	-	-	-	-	0.0%
400-50-77270-50	FIRE PREVENTION / PUBLIC EDUCATION	-	-	-	-	#DIV/0!
400-50-77280-50	GENERAL DONATIONS	25,000.00	1,499.23	1,499.23	23,500.77	94.0%
400-70-77510-41	EMS CARDIAC DONATIONS	38,000.00	-	-	38,000.00	100.0%
400-70-78700-10	GRANT - FIRE PREVENTION	-	-	-	-	0.0%
400-70-78800-10	GRANT - OTHER	-	5,844.03	5,844.03	(5,844.03)	0.0%
400-70-79440-10	FEMA GRANT (FEDERAL SHARE)	-	-	-	-	0.0%
<b>Expense Total:</b>		<b>\$ 88,356.98</b>	<b>\$ 10,957.43</b>	<b>\$ 11,103.10</b>	<b>\$ 77,253.88</b>	<b>87.4%</b>
<b>Net Financial Sources (Uses):</b>		<b>\$ (52,656.98)</b>	<b>\$ (5,168.05)</b>	<b>\$ 2,918.09</b>	<b>\$ (55,575.07)</b>	
<b>Beginning Restricted Fund Balance July 1, 2019</b>		<b>\$52,656.98</b>				



# Superstition Fire & Medical District Income Statement - Detail

For Fiscal: 2020-2021 Period Ending: 8/31/20

		Original Total Budget	Current Month Actual	YTD Actual Activity	Forecasted Remaining Budget	% Budget Remaining
<b>Fund: 500 - DEBT RETIREMENT PRINCIPAL</b>						
<b>Revenue</b>						
500-10-41000-10	REAL & SECURED PROPERTY TAXES	492,571.00	719.84	1,427.45	491,143.55	99.7%
500-10-41050-10	UNSECURED PERS PROPERTY TAXES	38,549.00	(359.90)	(570.13)	39,119.13	101.5%
500-10-41200-10	SRP CONTRIBUTIONS	14,100.00	-	-	14,100.00	100.0%
500-10-45700-10	INVESTMENT EARNINGS	9,000.00	411.52	888.83	8,111.17	90.1%
	<b>Revenue Total:</b>	<b>\$ 554,220.00</b>	<b>\$ 771.46</b>	<b>\$ 1,746.15</b>	<b>\$ 552,473.85</b>	<b>99.7%</b>
<b>Expense</b>						
500-10-63150-10	FINANCIAL RESERVE	221,437.08	-	0.49	221,436.59	100.0%
500-60-70500-10	DEBT SERVICE EXPENDITURE - PRINCIPAL	571,000.00	-	-	571,000.00	100.0%
	<b>Expense Total:</b>	<b>792,437.08</b>	<b>-</b>	<b>0.49</b>	<b>\$ 792,436.59</b>	<b>100.0%</b>
	<b>Net Financial Sources (Uses):</b>	<b>(238,217.08)</b>	<b>\$ 771.46</b>	<b>\$ 1,745.66</b>	<b>\$ (239,962.74)</b>	
	<b>Beginning Restricted Fund Balance July 1, 2019</b>	<b>\$238,217.08</b>				

		Original Total Budget	Current Month Actual	YTD Actual Activity	Forecasted Remaining Budget	% Budget Remaining
<b>Fund: 600 - DEBT RETIREMENT INTEREST</b>						
<b>Revenue</b>						
600-10-41000-10	REAL & SECURED PROPERTY TAXES	106,577.00	133.35	266.97	106,310.03	99.7%
600-10-41050-10	UNSECURED PERS PROPERTY TAXES	8,341.00	4.96	40.70	8,300.30	99.5%
600-10-41200-10	SRP CONTRIBUTIONS	3,051.00	-	-	3,051.00	100.0%
600-10-45700-10	INVESTMENT EARNINGS	1,500.00	74.38	153.60	1,346.40	89.8%
	<b>Revenue Total:</b>	<b>\$ 119,469.00</b>	<b>\$ 212.69</b>	<b>\$ 461.27</b>	<b>\$ 119,007.73</b>	<b>99.6%</b>
<b>Expense</b>						
600-10-63150-10	FINANCIAL RESERVE	67,125.62	-	0.08	67,125.54	100.0%
600-60-70550-10	DEBT SERVICE EXPENDITURE - INTEREST	123,388.00	-	-	123,388.00	100.0%
	<b>Expense Total:</b>	<b>\$ 190,513.62</b>	<b>\$ -</b>	<b>\$ 0.08</b>	<b>\$ 190,513.54</b>	<b>100.0%</b>
	<b>Net Financial Sources (Uses):</b>	<b>\$ (71,044.62)</b>	<b>\$ 212.69</b>	<b>\$ 461.19</b>	<b>\$ (71,505.81)</b>	
	<b>Beginning Restricted Fund Balance July 1, 2019</b>	<b>\$71,044.62</b>				

# Superstition Fire & Medical District Monthly Pinal County Treasurer's Bank Account Reconciliation

## 100 General Fund

### Reconciliation References:

- A Previous month's bank ending balance / current month's bank beginning balance
- B Interest Income
- C Current month's Pinal County real property tax receipts
- D Current month's Pinal County personal property tax receipts
- E Current month's Contributions Fire Assistance (FDAT)
- F Current month's Maricopa County tax receipts
- G Current month's deposits
- H Current month's revenue transfer from 400 Fund and 150 Fund
- I Current month's Accounts Payable disbursements
- J Current month's Payroll disbursements
- K Payroll wire service fees
- L Current month's bank ending balance
- M Current month's LOC advance
- N Accounts Payable checks outstanding at month-end
- O Current month's deposit's in book / not in bank
- P Current month's deposit in bank / not in book
- Q Payroll clearing account balance at month-end
- R Electronic / ACH clearing bank account balance at month-end
- S Cash Balance per G/L Balance Sheet
- T Chase MasterCard credit card payment – warrant #1102030256 (paid 8/12/2020)



**Superstition Fire & Medical District  
General (Fund 100) Cash Reconciliation  
Fiscal Year 2019 - 2020  
8/31/2020**

	Deposits (Cash Receipts)	Cash Disbursements	Refunded Taxes	Book Balance
Book Balance as of: 8/1/2020				857,918.47 <b>(A)</b>
<u>Activity During the Month</u>				
<b>Journal Entries:</b>				
Interest Income (Expense):	1,595.76			1,595.76 <b>(B)</b>
<b>Cash Receipts</b>				
2011 Real Estate Taxes				0.00
2012 Real Estate Taxes				0.00
2013 Real Estate Taxes				0.00
2014 Real Estate Taxes				0.00
2015 Real Estate Taxes				0.00
2016 Real Estate Taxes			(1,406.03)	(1,406.03) <b>(C)</b>
2017 Real Estate Taxes			(1,495.60)	(1,495.60)
2018 Real Estate Taxes	2.43			2.43
2019 Real Estate Taxes	13,096.39			13,096.39
2020 Real Estate Taxes	7,929.57			7,929.57
2011 Pers. Prop. Taxes	14.37			14.37
2012 Pers. Prop. Taxes	12.61			12.61
2013 Pers. Prop. Taxes	0.17			0.17
2014 Pers. Prop. Taxes	131.25			131.25
2015 Pers. Prop. Taxes	480.25			480.25
2016 Pers. Prop. Taxes	706.99			706.99
2017 Pers. Prop. Taxes	725.47			725.47 <b>(D)</b>
2018 Pers. Prop. Taxes	408.30		(10,775.70)	(10,367.40)
2019 Pers. Prop. Taxes	1,311.50			1,311.50
2020 Pers. Prop. Taxes	200.29			200.29
SRP Contributions				0.00
FDAT	168,710.05			168,710.05 <b>(E)</b>
Maricopa County Taxes	120.68			120.68 <b>(F)</b>
<b>Deposits</b>	33,367.18			33,367.18 <b>(G)</b>
<b>Revenue Transfer</b>	2,144.88			2,144.88 <b>(H)</b>
<b>Cash Disbursements</b>				
A) Accounts Payable Activity		(190,676.50)		(190,676.50) <b>(I)</b>
B) Payroll Activity		(1,035,766.95)		(1,035,766.95) <b>(J)</b>
C) Payroll Wire Fees		(50.00)		(50.00) <b>(K)</b>
D) Stop Payment Fee				-
D) Transfer In / Out				-
D) Transfer In / Out				-
D) Transfer In / Out				-
E) Refund Interest				0.00
	<u>\$230,958.14</u>	<u>(1,226,493.45)</u>		<u>(151,294.17)</u>
<u>Pinal County Bank Balance</u>				
Ending Bank Balance as of: 8/31/2020		Balance from YTD Column		(78,963.99) <b>(L)</b>
Less: Line of Credit Advances				(65,455.04) <b>(M)</b>
Less: Line of Credit Interest				
Plus: Line of Credit Payments				
Less: Outstanding Warrants		A/P	(156,927.78) <b>(N)</b>	
		Payroll		
Plus	Deposit in book, not at bank		40.00	(156,887.78)
Less	Deposit in bank, not in book		(20.00) <b>(O)</b>	(20.00)
				<u>(301,326.81) <b>(P)</b></u>
		Cash Balance in Payroll Clearing Account		100.00 <b>(Q)</b>
		Cash Balance in Electronic / ACH Clearing Account		20.00 <b>(R)</b>
		Petty Cash		100.00
				<u>(301,106.81)</u>
Prepared by: <i>[Signature]</i> 9/2/2020		Balance per B/S		(301,106.81) <b>(S)</b>
Reviewed by: <i>[Signature]</i> 9/3/2020		Difference		0.00



Pinal County Treasurer

Monthly Statement

Date Range: 8/1/2020 to 8/31/2020

Account	Period	YTD		
<b>6116421001</b>	<b>Superstition Fire &amp; Medical District</b>			
Begin Balance:	(A) 857,918.47	1,885,110.56		
Income:	282,735.85	627,656.35		
LOC Advance:	65,455.04	65,455.04		
Expense:	(1,219,618.31)	(2,591,730.90)	LOC:	(65,455.04)
LOC Payments:	.00	.00	Warrants Outstanding:	(156,927.78)
Cash Balance:	(L) (78,963.99)	(78,963.99)	End:	(301,346.81)

Monthly Statement Summary

Source Code	Description	MTDAmount	YTDAmount
<b>6116421001</b>	<b>Superstition Fire &amp; Medical District</b>	<b>Beginning Balance:</b>	<b>857,918.47</b>
			<b>1,885,110.56</b>
11100.2010	2010 Real Estate Taxes	.00	1.77
11100.2011	2011 Real Estate Taxes	.00	1.89
11100.2012	2012 Real Estate Taxes	.00	2.04
11100.2013	2013 Real Estate Taxes	.00	2.37
11100.2014	2014 Real Estate Taxes	.00	2.55
11100.2015	2015 Real Estate Taxes	.00	(1,102.27)
11100.2016	2016 Real Estate Taxes	(1,406.03)	(3,492.11)
11100.2017	2017 Real Estate Taxes	(1,495.60)	(4,083.38)
11100.2018	2018 Real Estate Taxes	2.43	58.77
11100.2019	2019 Real Estate Taxes	13,096.39	36,605.71
11100.2020	2020 Real Estate Taxes	7,929.57	7,929.57
12100.2011	2011 Personal Property Taxes	14.37	97.29
12100.2012	2012 Personal Property Taxes	12.61	49.99
12100.2013	2013 Personal Property Taxes	.17	.17
12100.2014	2014 Personal Property Taxes	131.25	176.02
12100.2015	2015 Personal Property Taxes	480.25	957.65
12100.2016	2016 Personal Property Taxes	706.99	1,449.12
12100.2017	2017 Personal Property Taxes	725.47	571.13
12100.2018	2018 Personal Property Taxes	(10,367.40)	(19,890.81)
12100.2019	2019 Personal Property Taxes	1,311.50	6,422.85
12100.2020	2020 Personal Property Taxes	200.29	200.29
15130.0	Contributions Fire Assistance	168,710.05	168,710.05
15150.0	Maricopa County Tax Collection	120.68	654.60
21100.43	Wells Fargo Trust Investment Interest	.21	.60
21100.46	Wells Fargo Investment Investment Interest	12.17	29.98
21100.47	WF Money Market Investment Interest	48.87	127.64
21100.55	Multi-Bank Securities Investment Interest	.00	259.35
21100.70	Vining Sparks Investment Interest	1,534.51	2,677.57
21100.80	Stifel Nicolaus & Company Investment Interest	.00	503.35
73160.0	Deposits	33,367.18	361,170.82
73750.0	Revenue Transfer	2,144.88	2,106.74
76000.0	Line of Credit Advance	65,455.04	65,455.04
90000.0	Refund Interest	.00	(32.29)
90930.0	Warrants Redeemed	(190,676.50)	(545,992.76)
91220.0	Disbursed by County Treasurer	(1,028,891.81)	(2,045,605.85)
91280.0	Outgoing Wire Fee	(40.00)	(80.00)
91290.0	Outgoing Wire Surcharge	(10.00)	(20.00)
	<b>Ending Balance:</b>	<b>(78,963.99)</b>	<b>(78,963.99)</b>

(C) \$18,126.76

(D) \$6,704.50

(E)

(F)

(B) \$1,595.76


(H)

(G)

(M)

(I)

(K) \$5000



Pinal County Treasurer

Monthly Statement

Date Range: 8/1/2020 to 8/31/2020

Monthly Statement Detail

Date	Notes	Doc #	Amount	C/D
<b>6116421001 Superstition Fire &amp; Medical District</b>			<b>Beginning Balance: 857,918.47</b>	
11100.2016 2016 Real Estate Taxes			Source Code Total: (1,406.03)	
08/04	Tax Distribution	0	(163.55)	C
08/04	Tax Distribution	0	(345.74)	C
08/04	Tax Distribution	0	(254.39)	C
08/04	Tax Distribution	0	(367.50)	C
08/05	Tax Distribution	0	(25.54)	C
08/06	Tax Distribution	0	(249.31)	C
11100.2017 2017 Real Estate Taxes			Source Code Total: (1,495.60)	
08/04	Tax Distribution	0	(145.54)	C
08/04	Tax Distribution	0	(352.29)	C
08/04	Tax Distribution	0	(313.86)	C
08/04	Tax Distribution	0	(245.94)	C
08/05	Tax Distribution	0	(24.67)	C
08/06	Tax Distribution	0	(172.23)	C
08/06	Tax Distribution	0	(241.07)	C
11100.2018 2018 Real Estate Taxes			Source Code Total: 2.43	
08/27	Tax Distribution	0	2.43	C
11100.2019 2019 Real Estate Taxes			Source Code Total: 13,096.39	
08/03	Tax Distribution	0	230.82	C
08/03	Tax Distribution	0	515.89	C
08/03	Tax Distribution	0	252.73	C
08/03	Tax Distribution	0	927.46	C
08/04	Tax Distribution	0	69.80	C
08/04	Tax Distribution	0	3.26	C
08/05	Tax Distribution	0	1,233.78	C
08/05	Tax Distribution	0	242.56	C
08/05	Tax Distribution	0	196.95	C
08/06	Tax Distribution	0	340.27	C
08/07	Tax Distribution	0	113.02	C
08/10	Tax Distribution	0	941.95	C
08/10	Tax Distribution	0	4.28	C
08/11	Tax Distribution	0	55.87	C
08/11	Tax Distribution	0	237.34	C
08/12	Tax Distribution	0	118.02	C
08/14	Tax Distribution	0	5.77	C
08/14	Tax Distribution	0	154.34	C
08/14	Tax Distribution	0	73.26	C
08/17	Tax Distribution	0	356.62	C
08/17	Tax Distribution	0	307.63	C
08/18	Tax Distribution	0	3,338.22	C
08/19	Tax Distribution	0	53.03	C
08/21	Tax Distribution	0	380.22	C
08/21	Tax Distribution	0	477.07	C
08/24	Tax Distribution	0	175.57	C
08/24	Tax Distribution	0	163.34	C
08/25	Tax Distribution	0	65.00	C
08/25	Tax Distribution	0	254.24	C
08/26	Tax Distribution	0	91.15	C
08/26	Tax Distribution	0	122.00	C
08/27	Tax Distribution	0	2.42	C
08/27	Tax Distribution	0	165.71	C
08/28	Tax Distribution	0	.16	C
08/28	Tax Distribution	0	334.63	C

+1406.03  
Ø

+1495.60  
Ø



Pinal County Treasurer

Monthly Statement

Date Range: 8/1/2020 to 8/31/2020

08/31 Tax Distribution	0	8.02	C
08/31 Tax Distribution	0	1,083.99	C
<b>11100.2020 2020 Real Estate Taxes</b>		<b>Source Code Total: 7,929.57</b>	
08/26 Tax Distribution	0	1,344.21	C
08/26 Tax Distribution	0	127.61	C
08/26 Tax Distribution	0	626.58	C
08/27 Tax Distribution	0	237.69	C
08/27 Tax Distribution	0	119.26	C
08/27 Tax Distribution	0	1,163.71	C
08/28 Tax Distribution	0	48.24	C
08/31 Tax Distribution	0	667.50	C
08/31 Tax Distribution	0	1,736.50	C
08/31 Tax Distribution	0	1,858.27	C
<b>12100.2011 2011 Personal Property Taxes</b>		<b>Source Code Total: 14.37</b>	
08/05 Tax Distribution	0	14.37	C
<b>12100.2012 2012 Personal Property Taxes</b>		<b>Source Code Total: 12.61</b>	
08/05 Tax Distribution	0	8.46	C
08/10 Tax Distribution	0	4.15	C
<b>12100.2013 2013 Personal Property Taxes</b>		<b>Source Code Total: .17</b>	
08/31 Tax Distribution	0	.17	C
<b>12100.2014 2014 Personal Property Taxes</b>		<b>Source Code Total: 131.25</b>	
08/27 Tax Distribution	0	43.00	C
08/31 Tax Distribution	0	88.25	C
<b>12100.2015 2015 Personal Property Taxes</b>		<b>Source Code Total: 480.25</b>	
08/05 Tax Distribution	0	39.44	C
08/05 Tax Distribution	0	71.55	C
08/06 Tax Distribution	0	160.60	C
08/07 Tax Distribution	0	39.39	C
08/07 Tax Distribution	0	59.10	C
08/10 Tax Distribution	0	16.93	C
08/17 Tax Distribution	0	6.34	C
08/31 Tax Distribution	0	86.90	C
<b>12100.2016 2016 Personal Property Taxes</b>		<b>Source Code Total: 706.99</b>	
08/05 Tax Distribution	0	36.15	C
08/05 Tax Distribution	0	71.54	C
08/06 Tax Distribution	0	154.74	C
08/07 Tax Distribution	0	36.17	C
08/07 Tax Distribution	0	96.32	C
08/10 Tax Distribution	0	120.86	C
08/10 Tax Distribution	0	61.19	C
08/11 Tax Distribution	0	7.43	C
08/26 Tax Distribution	0	35.48	C
08/31 Tax Distribution	0	87.11	C
<b>12100.2017 2017 Personal Property Taxes</b>		<b>Source Code Total: 725.47</b>	
08/04 Tax Distribution	0	37.97	C
08/05 Tax Distribution	0	36.15	C
08/05 Tax Distribution	0	70.46	C
08/06 Tax Distribution	0	161.78	C
08/07 Tax Distribution	0	36.16	C
08/07 Tax Distribution	0	93.21	C
08/10 Tax Distribution	0	61.16	C
08/26 Tax Distribution	0	40.10	C
08/28 Tax Distribution	0	101.38	C
08/31 Tax Distribution	0	87.10	C
<b>12100.2018 2018 Personal Property Taxes</b>		<b>Source Code Total: (10,367.40)</b>	
08/03 Tax Distribution	0	37.60	C
08/04 Tax Distribution	0	(4,374.18)	C

1077520  
 (4,374.18) C  
 +1077570  
 40830



Pinal County Treasurer

Monthly Statement

Date Range: 8/1/2020 to 8/31/2020

08/04 Tax Distribution	0	(3,338.10)	C
08/05 Tax Distribution	0	9.64	C
08/05 Tax Distribution	0	(1,467.43)	C
08/06 Tax Distribution	0	49.65	C
08/06 Tax Distribution	0	(1,595.99)	C
08/06 Tax Distribution	0	4.61	C
08/10 Tax Distribution	0	45.44	C
08/24 Tax Distribution	0	2.49	C
08/25 Tax Distribution	0	13.62	C
08/26 Tax Distribution	0	39.78	C
08/28 Tax Distribution	0	101.38	C
08/31 Tax Distribution	0	18.40	C
08/31 Tax Distribution	0	85.69	C
<b>12100.2019 2019 Personal Property Taxes</b>		<b>Source Code Total: 1,311.50</b>	
08/03 Tax Distribution	0	15.05	C
08/04 Tax Distribution	0	21.15	C
08/04 Tax Distribution	0	62.14	C
08/04 Tax Distribution	0	95.21	C
08/05 Tax Distribution	0	93.72	C
08/06 Tax Distribution	0	59.33	C
08/10 Tax Distribution	0	45.44	C
08/11 Tax Distribution	0	13.33	C
08/11 Tax Distribution	0	16.45	C
08/11 Tax Distribution	0	12.49	C
08/13 Tax Distribution	0	18.58	C
08/14 Tax Distribution	0	.81	C
08/17 Tax Distribution	0	61.88	C
08/19 Tax Distribution	0	124.49	C
08/20 Tax Distribution	0	20.13	C
08/20 Tax Distribution	0	8.50	C
08/21 Tax Distribution	0	.32	C
08/21 Tax Distribution	0	366.96	C
08/24 Tax Distribution	0	42.99	C
08/24 Tax Distribution	0	17.90	C
08/25 Tax Distribution	0	10.41	C
08/25 Tax Distribution	0	13.62	C
08/26 Tax Distribution	0	37.51	C
08/28 Tax Distribution	0	.65	C
08/31 Tax Distribution	0	84.29	C
08/31 Tax Distribution	0	68.15	C
<b>12100.2020 2020 Personal Property Taxes</b>		<b>Source Code Total: 200.29</b>	
08/26 Tax Distribution	0	.25	C
08/27 Tax Distribution	0	13.28	C
08/28 Tax Distribution	0	84.58	C
08/31 Tax Distribution	0	82.91	C
08/31 Tax Distribution	0	19.27	C
<b>15130.0 Contributions Fire Assistance</b>		<b>Source Code Total: 168,710.05</b>	
08/19 Fire District Assistance Tax 0.251800	0	168,301.76	C
08/20 Fire District Assistance Tax 0.251800	0	13.23	C
08/21 Fire District Assistance Tax 0.251800	0	19.07	C
08/24 Fire District Assistance Tax 0.251800	0	33.44	C
08/25 Fire District Assistance Tax 0.251800	0	16.13	C
08/26 Fire District Assistance Tax 0.251800	0	81.12	C
08/27 Fire District Assistance Tax 0.251800	0	38.48	C
08/28 Fire District Assistance Tax 0.251800	0	63.75	C
08/31 Fire District Assistance Tax 0.251800	0	143.07	C
<b>15150.0 Maricopa County Tax Collection</b>		<b>Source Code Total: 120.68</b>	





Pinal County Treasurer

Monthly Statement

Date Range: 8/1/2020 to 8/31/2020

08/14 Superstition Fire Proceeds from Maricopa Co Wired	0	120.68	C
21100.43 Wells Fargo Trust Investment Interest		Source Code Total: .21	
08/04 Investment Interest	0	.21	C
21100.46 Wells Fargo Investment Investment Interest		Source Code Total: 12.17	
08/03 Investment Interest	0	12.17	C
21100.47 WF Money Market Investment Interest		Source Code Total: 48.87	
08/03 Investment Interest	0	48.87	C
21100.70 Vining Sparks Investment Interest		Source Code Total: 1,534.51	
08/10 Investment Interest	0	203.28	C
08/10 Investment Interest	0	242.01	C
08/18 Investment Interest	0	214.39	C
08/19 Investment Interest	0	203.49	C
08/19 Investment Interest	0	447.20	C
08/21 Investment Interest	0	186.68	C
08/31 Investment Interest	0	37.46	C
73160.0 Deposits		Source Code Total: 33,367.18	
08/06 WIRED MONEY TO GENERAL FUND	0	500.00	C ✓
08/13 WIRED MONEY TO GENERAL FUND	0	160.00	C ✓
08/20 WIRED MONEY TO GENERAL FUND	0	750.00	C ✓
08/31 100.10.42500.50 Salon Sassy/inv 6073/ck 2862	0	20.00	C ✓
08/31 100.10.42500.50	0	20.00	C ✓
08/31 100.10.42500.50 Monument Management/6069/2184	0	20.00	C ✓
08/31 100.10.42500.50 TexasIncome/inv 6072/ck 1205	0	20.00	C ✓
08/31 100.10.42500.50 Hair Works/inv 6071/ck 111	0	20.00	C ✓
08/31 100.10.42500.50 Gloria's Beauty/inv 6066/ck 7952	0	20.00	C ✓
08/31 100.10.42500.50 Desert Dazzle/inv 6065/ck 2245	0	20.00	C ✓
08/31 100.10.42500.50 Klitzke Chiropractic/inv 6067/ck 5	0	20.00	C ✓
08/31 100.10.42500.50 Rving Women/inv 6064/ck 4225	0	20.00	C ✓
08/31 100.10.42500.50 Young Francis/inv 6063/ck 1269	0	20.00	C ✓
08/31 100.10.42500.50 Hope's Boarding/inv 6062/ck 2064	0	20.00	C ✓
08/31 100.10.42500.50 SuperstitionGolfCarts/6061/ 2281	0	20.00	C ✓
08/31 100.10.42500.50 Heavens Medical/inv 6039/ck 2271	0	20.00	C ✓
08/31 100.10.42500.50 Superstition Express/inv 6025/ 519	0	20.00	C ✓
08/31 100.10.42500.50 Lucky Bob's/inv 6026/ck 15058	0	20.00	C ✓
08/31 100.10.42500.50 Regal Nails/inv 6027/ck 6877	0	20.00	C ✓
08/31 100.10.42500.50 Water & Ice/inv 6028/ck 2025	0	20.00	C ✓
08/31 100.10.42500.50 Apache Trail Ins/inv 6029/ck 1732	0	20.00	C ✓
08/31 100.10.42500.50 Skin Therapy/inv 6030/ck 1019	0	20.00	C ✓
08/31 100.10.42500.50 East Valley Ins/inv 6031/ck 1340	0	20.00	C ✓
08/31 #REF!	0	20.00	C ✓
08/31 100.10.42500.50 Sullivan Investment/inv 6032/77040	0	20.00	C ✓
08/31 100.10.42500.50 Desert City Trailers/inv 6034/ck 1	0	20.00	C ✓
08/31 WIRED MONEY TO GENERAL FUND	0	320.00	C ✓
08/31 100.10.42700.50 Wendy's/inv 5986/ck 30853	0	100.00	C ✓
08/31 100.10.42200.41 AntennaSites/inv 6058/ck 20406	0	752.93	C ✓
08/31 100.10.45900.10 SRC Oil/inv 6060/ck 12445	0	11.25	C ✓
08/31 100.10.24000.10 AFLAC/multiple/ck r010498813	0	267.59	C ✓
08/31 100.10.53965.10 PSPRS/inv 5979/ck 211577	0	663.51	C ✓
08/31 100.10.53965.10 D Montgomery/inv 5976/ck 7713	0	590.15	C ✓
08/31 100.10.53965.10 D Montgomery/inv 6013/ck 7714	0	590.15	C ✓
08/31 100.10.53965.10 J Kevin/inv 6012/ck 26174296787	0	283.36	C ✓
08/31 100.10.53965.10 P Bourgeois/inv 5977,5917/ck 4259	0	2,627.40	C ✓
08/31 100.10.43100.40 ARISLD/inv 6057/ck 9721353	0	166.83	C ✓
08/31 #REF!	0	596.35	C ✓
08/31 100.10.43100.40 ARISLD/inv 6055/ck 9720439	0	4,770.41	C ✓
08/31 100.10.43100.40 ARISLD/inv 6040/ck 9716750	0	1,228.10	C ✓
08/31 100.10.42025.41 AZdeptForestry/inv 6015/ck 9708771	0	4,520.25	C ✓

6070

6033

6035  
6047



Pinal County Treasurer

Monthly Statement

Date Range: 8/1/2020 to 8/31/2020

08/31	100.10.43100.40 ARISLD/inv 6016/ck 9708771	0	4,620.57	C	✓
08/31	100.10.42025.41 AZdeptForestry/inv 6082/ck 9735923	0	4,520.25	C	✓
08/31	100.10.43100.40 ARISLD/inv 6085/ck 9737498	0	4,024.57	C	✓
08/31	100.10.53965.10 PSPRS/inv 6023/ck	0	663.51	C	✓
08/31	100.10.42600.15 F Richardson PC/inv 6004/ck 31306	0	20.00	C	
08/31	100.10.42600.15 Horan Law Office/inv 6080/ck 9950	0	20.00	C	✓
08/31	100.10.42600.15 Sorenson Law/inv 6081/ck 13184	0	20.00	C	✓
08/31	100.10.42600.15 LexisNexis/inv 6079/ck 1100313862	0	20.00	C	✓
08/31	100.10.42600.15 Vrana Law/inv 6046/ck 3290	0	20.00	C	✓
08/31	100.10.42600.15 Driggs, Bills, & Day/inv 6045/ck 6	0	20.00	C	✓
08/31	100.10.42600.15 MayesTelles/inv 6044/ck 7322	0	20.00	C	✓
08/31	100.10.42600.15 LexisNexis/inv 6043/ck 1079069262	0	20.00	C	✓
08/31	100.10.42500.50 A PlusProduct/inv 6078/ck 1483	0	20.00	C	✓
73750.0 Revenue Transfer			Source Code Total: 2,144.88		
08/05	Correct 7.24.20 Payroll Tax Funding	0	2,044.88	C	
08/31	Transfer City of AJ Payment Portion	0	100.00	C	
76100.0 Line of Credit Advance			Source Code Total: 65,455.04		
08/20	Line of Credit Advance	0	4,553.92	C	
08/21	Line of Credit Advance	0	34,776.21	C	
08/24	Line of Credit Advance	0	2,842.49	C	
08/25	Line of Credit Advance	0	8,010.73	C	
08/26	Line of Credit Advance	0	5,233.22	C	
08/27	Line of Credit Advance	0	1,600.00	C	
08/28	Line of Credit Advance	0	198.01	C	
08/31	Line of Credit Advance	0	8,240.46	C	
90930.0 Warrants Redeemed			Source Code Total: (190,676.50)		
08/03	Paid Warrants	0	(7,154.77)	D	
08/04	Paid Warrants	0	(3,258.94)	D	
08/05	Paid Warrants	0	(14,043.54)	D	
08/06	Paid Warrants	0	(6,138.15)	D	
08/07	Paid Warrants	0	(7,963.42)	D	
08/10	Paid Warrants	0	(1,568.28)	D	
08/11	Paid Warrants	0	(15,118.26)	D	
08/12	Paid Warrants	0	(20,162.71)	D	
08/13	Paid Warrants	0	(8,446.69)	D	
08/14	Paid Warrants	0	(412.99)	D	
08/17	Paid Warrants	0	(10,559.17)	D	
08/18	Paid Warrants	0	(20,700.91)	D	
08/19	Paid Warrants	0	(9,693.63)	D	
08/20	Paid Warrants	0	(4,553.92)	D	
08/21	Paid Warrants	0	(34,776.21)	D	
08/24	Paid Warrants	0	(2,842.49)	D	
08/25	Paid Warrants	0	(8,010.73)	D	
08/26	Paid Warrants	0	(5,233.22)	D	
08/27	Paid Warrants	0	(1,600.00)	D	
08/28	Paid Warrants	0	(198.01)	D	
08/31	Paid Warrants	0	(8,240.46)	D	
91220.0 Disbursed by County Treasurer			Source Code Total: (1,028,891.81)		
08/06	Fire Employees Payroll Direct Deposit	0	(263,208.88)	D	
08/06	Fire District Federal & State P/R Taxes	0	(57,264.83)	D	
08/06	Fire District 457, union dues, pac	0	(47,479.31)	D	
08/06	Fire HSA	0	(8,970.34)	D	
08/06	Fire PSPRS	0	(107,489.24)	D	
08/06	Fire ASRS	0	(8,750.82)	D	
08/20	FIRE EMPLOYEES PAYROLL DIRECT DEPOSIT	0	(287,733.04)	D	
08/20	FIRE DISTRICT FEDERAL & STATE P/R TAXES	0	(64,467.09)	D	
08/20	FIRE DISTRICT 457, UNION DUES, PAC	0	(48,479.28)	D	



Pinal County Treasurer

Monthly Statement

Date Range: 8/1/2020 to 8/31/2020

08/20 FIRE HSA	0	(8,633.34)	D
08/20 FIRE PSPRS	0	(117,610.28)	D
08/20 FIRE ASRS	0	(8,805.36)	D
91280.0 Outgoing Wire Fee			Source Code Total: (40.00)
08/06 Wire Transfer Chg P/R	0	(20.00)	D
08/20 WIRE TRANSFER CHG P/R	0	(20.00)	D
91290.0 Outgoing Wire Surcharge			Source Code Total: (10.00)
08/06 Wire Transfer Chg P/R	0	(5.00)	D
08/20 WIRE TRANSFER CHG P/R	0	(5.00)	D
6116421001 Superstition Fire & Medical District			<b>Ending Balance: (78,963.99)</b>

Warrant Detail

Payee Name	Warrant	Amount	Issue Dt	Status Dt	Voucher
------------	---------	--------	----------	-----------	---------

6116421001 Superstition Fire & Medical District

Account Total: 347,604.28

Fund: 1102

Fund Total: 338,940.82

Status: OUTS

Status Total: 156,927.78 N

APACHE JUNCTION UNIFIED	1102030092	2,500.00	06/30/20	06/30/20	
APACHE JUNCTION UNIFIED	1102030093	1,017.00	06/30/20	06/30/20	
COLBY WELDING & RADIATOR, INC.	1102030106	448.88	06/30/20	06/30/20	
STANDARD INSURANCE COMPANY	1102030215	5,710.27	07/29/20	07/29/20	
JOHN TAYLOR	1102030219	36.89	07/29/20	07/29/20	
MERIDIAN MOBILE HOME PARK	1102030243	300.00	08/05/20	08/06/20	
FIRST CALL AUTO & INDUSTRIAL	1102030267	578.22	08/12/20	08/12/20	
APACHE JUNCTION UNIFIED	1102030282	8,427.50	08/19/20	08/19/20	
PALMER GARCIA	1102030286	23.36	08/19/20	08/19/20	
GORDAN-DARBY ARIZONA TESTING	1102030287	679.00	08/19/20	08/19/20	
LORI ANN HLAVIN	1102030288	5.20	08/19/20	08/19/20	
PHOENIX TECHNOLOGY SOLUTIONS	1102030293	66.00	08/19/20	08/19/20	
ANDREW TRYON	1102030297	39.44	08/19/20	08/19/20	
AA COOLING AND HEATING LLC	1102030301	946.68	08/26/20	08/27/20	
AETNA BEHAVIORAL HEALTH, LLC	1102030302	791.04	08/26/20	08/27/20	
WATER UTILITIES COMM FD DBA	1102030303	229.45	08/26/20	08/27/20	
APACHE STONE, LLC	1102030304	427.44	08/26/20	08/27/20	
ARIZONA WATER COMPANY, INC.	1102030305	751.44	08/26/20	08/27/20	
AZ DPS	1102030306	88.00	08/26/20	08/27/20	
AT&T CORP	1102030307	977.53	08/26/20	08/27/20	
EBO INVESTMENTS LLC, DBA	1102030308	267.23	08/26/20	08/27/20	
JASON CHAPMAN	1102030309	311.35	08/26/20	08/27/20	
CITY OF MESA	1102030310	9,660.82	08/26/20	08/27/20	
CYMA SYSTEMS INC	1102030311	5,500.84	08/26/20	08/27/20	
DELTA DENTAL OF ARIZONA	1102030312	5,195.15	08/26/20	08/27/20	
DELTA DENTAL INSURANCE COMPANY	1102030313	337.89	08/26/20	08/27/20	
ELLIOTT AUTO SUPPLY CO, INC.	1102030314	957.99	08/26/20	08/27/20	
FLEETPRIDE, INC	1102030315	575.56	08/26/20	08/27/20	
GINCO PLUMBING LLC	1102030316	825.74	08/26/20	08/27/20	
LIBERTY WATER COMPANY, INC.	1102030317	51.74	08/26/20	08/27/20	
LIBERTY WATER COMPANY, INC.	1102030318	89.01	08/26/20	08/27/20	
HUGHES FIRE EQUIPMENT, INC.	1102030319	3,557.63	08/26/20	08/27/20	
KANSAS STATE BANK OF MANHATTAN	1102030320	158.41	08/26/20	08/27/20	
L.N. CURTIS & SONS	1102030321	590.89	08/26/20	08/27/20	
RIGHT AWAY DISPOSAL, LLC	1102030322	277.13	08/26/20	08/27/20	
RWC INTERNATIONAL, LTD	1102030323	80.26	08/26/20	08/27/20	
GRANT SHIVELY	1102030324	621.00	08/26/20	08/27/20	
STANDARD INSURANCE COMPANY	1102030325	5,493.50	08/26/20	08/27/20	
STRYKER SALES CORPORATION	1102030326	8,702.30	08/26/20	08/27/20	
SUPERSTITION SAFETY SERV, LLC	1102030327	199.17	08/26/20	08/27/20	
TOSHIBA BUSINESS SOLUTIONS, INC	1102030328	172.16	08/26/20	08/27/20	
TURBO & ELECTRIC SALES, INC	1102030329	922.75	08/26/20	08/27/20	
MATLICK ENTERPRISES INC DBA	1102030330	145.81	08/26/20	08/27/20	
UNITED HEALTHCARE INSURANCE CO	1102030331	74,840.02	08/26/20	08/27/20	



Pinal County Treasurer

Monthly Statement

Date Range: 8/1/2020 to 8/31/2020

VISION SERVICE PLAN	1102030332	770.49	08/26/20	08/27/20
WAXIE'S ENTERPRISES, INC	1102030333	1,222.25	08/26/20	08/27/20
POWER ACQUISITION, LLC.	1102030334	11,357.55	08/26/20	08/27/20
Status: PAID				Status Total: 182,013.04
APACHE JUNCTION UNIFIED	1102030091	3,653.33	06/30/20	08/11/20
ARIZONA FORESTRY DIVISION	1102030097	3,528.09	06/30/20	08/05/20
DAVID DELP DBA	1102030158	227.84	07/22/20	08/04/20
ARIZONA FORESTRY DIVISION	1102030161	323.91	07/22/20	08/05/20
PINAL COUNTY COMMUNITY COLLEGE	1102030164	6,444.00	07/22/20	08/07/20
COSTCO WHOLESALE CORPORATION	1102030166	43.44	07/22/20	08/03/20
DELTA DENTAL OF ARIZONA	1102030167	5,297.54	07/22/20	08/03/20
FIRST CALL AUTO & INDUSTRIAL	1102030173	722.98	07/22/20	08/04/20
MONTE FULLER	1102030174	161.70	07/22/20	08/04/20
GALLOWAY ASSET MANAGEMENT, LLC	1102030175	712.50	07/22/20	08/03/20
LEXIPOL, LLC	1102030180	6,266.67	07/22/20	08/17/20
SUPERSTITION SAFETY SERV, LLC	1102030187	2,512.51	07/22/20	08/05/20
TOSHIBA BUSINESS SOLUTIONS, INC	1102030188	172.16	07/22/20	08/17/20
UNITED STATES POSTAL SERVICE	1102030191	250.00	07/22/20	08/05/20
AFLAC	1102030196	3,563.57	07/29/20	08/11/20
AMERIGAS PROPANE LP	1102030197	1,335.01	07/29/20	08/07/20
APACHE JUNCTION UNIFIED	1102030198	6,646.98	07/29/20	08/11/20
WATER UTILITIES COMM FD DBA	1102030199	225.32	07/29/20	08/17/20
ARIZONA WATER COMPANY, INC.	1102030200	516.59	07/29/20	08/04/20
MARK BLACKSTONE	1102030201	137.43	07/29/20	08/11/20
CITY OF MESA	1102030202	5,653.35	07/29/20	08/06/20
CON DOOR SALES OF AZ, INC	1102030203	858.03	07/29/20	08/05/20
FIRST CALL AUTO & INDUSTRIAL	1102030204	148.93	07/29/20	08/11/20
GINCO PLUMBING LLC	1102030205	107.14	07/29/20	08/05/20
CRAIG HALVER	1102030206	359.32	07/29/20	08/20/20
PROFESSIONAL SALES & SERVICE	1102030207	2,032.46	07/29/20	08/05/20
HUGHES FIRE EQUIPMENT, INC.	1102030208	1,169.85	07/29/20	08/05/20
DAN MCKINNEY	1102030209	40.01	07/29/20	08/06/20
MESA DISCOUNT, INC	1102030210	184.41	07/29/20	08/07/20
PIONEER DISTRIBUTING CO., INC.	1102030211	224.63	07/29/20	08/04/20
REDBURN TIRE COMPANY, INC.	1102030212	3,261.55	07/29/20	08/05/20
RV STRIPES & GRAPHICS, INC.	1102030213	189.31	07/29/20	08/06/20
RWC INTERNATIONAL, LTD	1102030214	419.39	07/29/20	08/04/20
STRYKER SALES CORPORATION	1102030216	985.81	07/29/20	08/04/20
JOHN SUNIGA	1102030217	1,101.29	07/29/20	08/03/20
SUPERSTITION SAFETY SERV, LLC	1102030218	255.48	07/29/20	08/06/20
WEST DIRECT OIL, LLC	1102030220	725.34	07/29/20	08/10/20
AA COOLING AND HEATING LLC	1102030221	1,925.02	08/05/20	08/17/20
ADR HARDWARE, LLC	1102030222	9.83	08/05/20	08/12/20
DAVID DELP DBA	1102030223	625.03	08/05/20	08/18/20
AMERIGAS PROPANE LP	1102030224	43.84	08/05/20	08/14/20
ARIZONA WATER COMPANY, INC.	1102030225	190.75	08/05/20	08/13/20
ARIZONAWATERCONDITIONING DBA	1102030226	405.83	08/05/20	08/18/20
AVID LOCKSMITH, LLC	1102030227	161.04	08/05/20	08/12/20
BRENDEN ESPIE	1102030228	958.33	08/05/20	08/13/20
PINAL COUNTY COMMUNITY COLLEGE	1102030229	226.50	08/05/20	08/21/20
EAST VALLEY WELLNESS CENTER	1102030230	1,970.00	08/05/20	08/17/20
FLEETPRIDE, INC	1102030231	118.38	08/05/20	08/12/20
FREIGHTLINER OF ARIZONA, LLC	1102030232	968.02	08/05/20	08/11/20
ST HELEN AUTO & HARDWARE, INC.	1102030233	199.12	08/05/20	08/14/20
GI PLUMBING LLC	1102030234	842.94	08/05/20	08/10/20
WE BANK DBA	1102030235	971.47	08/05/20	08/12/20
HAWKEYE ENGRAVING AND PLASTICS	1102030236	135.46	08/05/20	08/12/20
CRAIG HORVATH	1102030237	170.03	08/05/20	08/14/20
IDENTIFIX INC	1102030238	1,160.22	08/05/20	08/12/20
L.N. CURTIS & SONS	1102030239	5,463.67	08/05/20	08/13/20
MAGIC PEST CONTROL	1102030240	331.34	08/05/20	08/12/20
MEDIACOM	1102030241	5,891.84	08/05/20	08/12/20



Pinal County Treasurer

Monthly Statement

Date Range: 8/1/2020 to 8/31/2020

MEDIACOM	1102030242	342.19	08/05/20	08/12/20
JULANNA RITSCHEL	1102030244	125.00	08/05/20	08/12/20
PETTY CASHIER/ROGER WOOD	1102030245	19.38	08/05/20	08/12/20
REDBURN TIRE COMPANY, INC.	1102030246	405.29	08/05/20	08/12/20
SALT RIVER PROJECT	1102030247	8,534.07	08/05/20	08/12/20
SOUTHWEST GAS CORPORATION	1102030248	105.24	08/05/20	08/13/20
SUPERSTITION MOUNTAINS CFD #1	1102030249	128.70	08/05/20	08/13/20
TRITECH SOFTWARE SYSTEMS	1102030250	2,666.01	08/05/20	08/26/20
MATLICK ENTERPRISES INC DBA	1102030251	319.53	08/05/20	08/12/20
UNIFIRST CORPORATION	1102030252	750.05	08/05/20	08/21/20
AA COOLING AND HEATING LLC	1102030253	1,739.11	08/12/20	08/19/20
ARIZONA PPE RECON, INC.	1102030254	135.50	08/12/20	08/18/20
BUD'S BULK ICE SERVICE, INC	1102030255	765.63	08/12/20	08/24/20
CHASE	1102030256	17,845.55	08/12/20	08/18/20
CINDY ELBERT INSURANCE SERVICE	1102030263	33,104.00	08/12/20	08/21/20
CITY OF APACHE JUNCTION	1102030264	4,005.51	08/12/20	08/25/20
CITY OF MESA	1102030265	252.66	08/12/20	08/21/20
ENVIRONMENTAL SYSTEMS RESEARCH	1102030266	292.27	08/12/20	08/19/20
FIREFIGHTERS & POLICE CANCER	1102030268	4,650.00	08/12/20	08/31/20
KRONOS, INC.	1102030269	4,017.55	08/12/20	08/19/20
PROPHET NETWORK INTEGRATION,IN	1102030270	197.72	08/12/20	08/21/20
CENTURYLINK	1102030271	175.53	08/12/20	08/20/20
CENTURYLINK	1102030272	1,269.03	08/12/20	08/20/20
RON TURLEY ASSOC, INC.	1102030273	854.16	08/12/20	08/19/20
RWC INTERNATIONAL, LTD	1102030274	2,003.37	08/12/20	08/20/20
SCOTT'S RECY-CLEAN, INC	1102030275	75.34	08/12/20	08/19/20
SUPERSTITION SAFETY SERV, LLC	1102030276	746.67	08/12/20	08/20/20
TURBO & ELECTRIC SALES, INC	1102030277	1,689.00	08/12/20	08/18/20
MATLICK ENTERPRISES INC DBA	1102030278	914.61	08/12/20	08/19/20
VERIZON WIRELESS SERVICES LLC	1102030279	1,800.59	08/12/20	08/19/20
WIST SUPPLY & EQUIPMENT CO	1102030280	243.28	08/12/20	08/21/20
AFLAC	1102030281	3,590.46	08/19/20	08/31/20
ARIZONA WATER COMPANY, INC.	1102030283	164.96	08/19/20	08/28/20
JENNIFER BURKE	1102030284	111.28	08/19/20	08/25/20
DUPUIS, ALEX	1102030285	33.05	08/19/20	08/28/20
MEDIACOM	1102030289	86.63	08/19/20	08/26/20
MARK NELSON	1102030290	850.00	08/19/20	08/24/20
CADWELL IRREVOCABLE TRUST III	1102030291	264.33	08/19/20	08/26/20
ARNOLD, KYLE, DBA	1102030292	1,195.00	08/19/20	08/24/20
REDBURN TIRE COMPANY, INC.	1102030294	810.58	08/19/20	08/26/20
KENNETH J. SIMKINS	1102030295	31.86	08/19/20	08/24/20
JOHN TAYLOR	1102030296	23.40	08/19/20	08/26/20
MATLICK ENTERPRISES INC DBA	1102030298	1,382.27	08/19/20	08/26/20
WAXIE'S ENTERPRISES, INC	1102030299	124.37	08/19/20	08/25/20
CHRIS WOHLFORTH	1102030300	143.78	08/19/20	08/25/20
Fund: 1103				Fund Total: 8,663.46
Status: PAID				Status Total: 8,663.46
JOSE K SEPULVEDA	1103018251	1,788.12	06/19/20	08/25/20
AZ FF RETIREE HEALTH TRUST FUND	1103018259	1,600.00	08/07/20	08/13/20
SUPPORT PAYMENT CLEARINGHOUSE	1103018260	1,837.67	08/07/20	08/12/20
AZ FF RETIREE HEALTH TRUST FUND	1103018261	1,600.00	08/21/20	08/27/20
SUPPORT PAYMENT CLEARINGHOUSE	1103018262	1,837.67	08/21/20	08/25/20
	Count	Amount		
Total UTS:	47	156,927.78		
Total PAID:	108	190,676.50		

CASH RECEIPTS

August 2020 M & O DEPOSITS

Date	Control #	Amount	Account #	Description
8/6/2020		400.00	100.10.42700.50	Western States Fire / inv 5993
		20.00	100.10.42500.50	Raven Wellness/inv 6018
		20.00	100.10.42500.50	TPG Tax/inv 6019
		20.00	100.10.42500.50	Steward Flowers/inv 6020
		20.00	100.10.42800.15	Planning & Zoning Res/inv 6021
		20.00	100.10.42500.50	Sal Stores/inv 6022
		<b>500.00</b>		Wire Transfer <span style="float:right">G-1</span>
8/13/2020		20.00	100.10.42500.50	M Rodriguez Farmers Agent / inv 6024
		20.00	100.10.42500.50	The Adams Agency / inv 6035
		100.00	100.10.42700.50	Arms N Ammo / inv 6037
		20.00	100.10.42500.50	Nationwide Vision / 6041
		<b>160.00</b>		Wire Transfer <span style="float:right">G-2</span>
8/20/2020		100.00	100.10.42700.50	Better Senior Carehome / inv 6042
		180.00	100.10.42700.50	SalStores/inv 6006
		20.00	100.10.42500.50	MVS Tags / inv 6059
		450.00	100.10.42700.50	Complete Fire Protection / 6056
		<b>750.00</b>		Wire Transfer <span style="float:right">G-3</span>
8/31/2020		20.00	100.10.42500.50	The Adams Agency/inv 6074/cc
		300.00	100.10.42700.50	Zaraphath/inv 6075/cc
		<b>320.00</b>		Wire Transfer <span style="float:right">G-4</span>
8/31/2020		20.00	100.10.42600.15	F Richardson PC/inv 6004/ck 31306
		20.00	100.10.42600.15	Horan Law Office/inv 6080/ck 9950
		20.00	100.10.42600.15	Sorenson Law/inv 6081/ck 13184
		20.00	100.10.42600.15	LexisNexis/inv 6079/ck 1100313B62
		20.00	100.10.42600.15	Vrana Law/inv 6046/ck 3290
		20.00	100.10.42600.15	Driggs, Bills, & Day/inv 6045/ck 6489
		20.00	100.10.42600.15	Mayes Telles/inv 6044/ck 7322
		20.00	100.10.42600.15	LexisNexis/inv 6043/ck 107909262
		20.00	100.10.42500.50	A PlusProduct/inv 6078/ck 1483
		20.00	100.10.42500.50	Salon Sassy/inv 6073/ck 2862
		20.00	100.10.42500.50	Pokorny Chiropractic/inv 6070/3412
		20.00	100.10.42500.50	Monument Management/6069/2184
		20.00	100.10.42500.50	TexasIncome/inv 6072/ck 1205
		20.00	100.10.42500.50	Hair Works/inv 6071/ck 111
		20.00	100.10.42500.50	Gloria's Beauty/inv 6066/ck 7952
		20.00	100.10.42500.50	Desert Dazzle/inv 6065/ck 2245
		20.00	100.10.42500.50	Klitzke Chiropractic/inv 6067/ck 5156
		20.00	100.10.42500.50	Rving Women/inv 6064/ck 4225
		20.00	100.10.42500.50	Young Francis/inv 6063/ck 1269
		<b>380.00</b>		
8/31/2020		20.00	100.10.42500.50	Hope's Boarding/inv 6062/ck 2064
		20.00	100.10.42500.50	SuperstitionGolfCarts/6061/ 2281
		20.00	100.10.42500.50	Heavens Medical/inv 6039/ck 2271
		20.00	100.10.42500.50	Superstition Express/inv 6025/ 5198
		20.00	100.10.42500.50	Lucky Bob's/inv 6026/ck 15058
		20.00	100.10.42500.50	Regal Nails/inv 6027/ck 6877
		20.00	100.10.42500.50	Water & Ice/inv 6028/ck 2025
		20.00	100.10.42500.50	Apache Trail Ins/inv 6029/ck 1732
		20.00	100.10.42500.50	Skin Therapy/inv 6030/ck 1019
		20.00	100.10.42500.50	East Valley Ins/inv 6031/ck 1340
		20.00	100.10.42500.50	Sullivan Investment/inv 6032/770407
		20.00	100.10.42500.50	AJ Chamber/inv 6033/ck 5051
		20.00	100.10.42500.50	Desert City Trailers/inv 6034/ck 1141
		<b>260.00</b>		
8/31/2020		100.00	100.10.42700.50	Wendy's/inv 5986/ck 30853
		752.93	100.10.42200.41	AntennaSites/inv 6058/ck 20406
		11.25	100.10.45900.10	SRC Oil/inv 6060/ck 12445
		267.59	100.10.24000.10	AFLAC/multiple/ck r010498813
		863.51	100.10.53965.10	PSPRS/inv 5979/ck 211577
		590.15	100.10.53965.10	D Montgomery/inv 5976/ck 7713
		590.15	100.10.53965.10	D Montgomery/inv 6013/ck 7714
		283.36	100.10.53965.10	J Kevin/inv 6012/ck 26174296787
		2,627.40	100.10.53965.10	P Bourgeois/inv 5977.5917/ck 4259
		166.83	100.10.43100.40	ARISLD/inv 6057/ck 9721353
		586.35	100.10.43100.40	ARISLD/inv 6055/ck 9720439
		4,770.41	100.10.43100.40	ARISLD/inv 6047/ck 9719520
		1,228.10	100.10.43100.40	ARISLD/inv 6040/ck 9716750
		4,520.25	100.10.42025.41	AZdeptForestry/inv 6015/ck 9708771
		4,620.57	100.10.43100.40	ARISLD/inv 6016/ck 9708771
		4,520.25	100.10.42025.41	AZdeptForestry/inv 6082/ck 9735923
		4,024.57	100.10.43100.40	ARISLD/inv 6085/ck 9737496
		663.51	100.10.53965.10	PSPRS/inv 6023/ck 211725
		<b>30,997.18</b>		
August 2020 Totals		<b>33,367.18</b>		

(G)



# Pinal County Treasurer


## Treasurer Receipt

Control No. 351166  
Receipt No. 285132

Receipt Date: 8/14/2020      Cash: \$0.00      Submitted By: McMinn, Linette  
Total Amount: \$120.68      Check: \$0.00      Department: PC Treasurer  
Revised Date: No Change Made      Wire/Direct Deposit: \$120.68      Posted By: Cynthia Houck  
Credit Card: \$0.00

GL	Source	Cost	Object	Subsid	Subled	Type	Notes	Amount
6116421001	15150.0						Superstition Fire Proceeds from Maricopa Co Wired 08/14/2020	\$120.68

*(Handwritten initials)*



Control No. 350806

# Pinal County Treasurer Pending Treasurer Receipt

**Treasurer's Office Use**

Receipt No.: \_\_\_\_\_


Posted By: \_\_\_\_\_

Receipt Date: 8/6/2020      Cash: \$0.00      Submitted By: JenniferBurke1  
 Total Amount: \$500.00      Check: \$0.00      Department: Superstition Fire & Medical District  
                                  Wire/Direct Deposit: \$500.00  
                                  Credit Card: \$0.00

GL	Source	Cost	Object	Subsid	Subled	Type	Notes	Amount
6116421001	73160.0						WIRED MONEY TO GENERAL FUND	\$500.00

G-1





Control No. 351093


# Pinal County Treasurer Pending Treasurer Receipt

Treasurer's Office Use	
Receipt No.:	_____
Posted By:	_____

Receipt Date: 8/13/2020      Cash: \$0.00      Submitted By: JenniferBurke1  
 Total Amount: \$160.00      Check: \$0.00      Department: Superstition Fire & Medical District  
                                  Wire/Direct Deposit: \$160.00  
                                  Credit Card: \$0.00

GL	Source	Cost	Object	Subsid	Subled	Type	Notes	Amount
6116421001	73160.0						WIRED MONEY TO GENERAL FUND	\$160.00

G-2



Control No. 351427

# Pinal County Treasurer Pending Treasurer Receipt

Treasurer's Office Use

Receipt No.:

Posted By:

Receipt Date: 8/20/2020    Cash: \$0.00    Submitted By: JenniferBurke1  
 Total Amount: \$750.00    Check: \$0.00    Department: Superstition Fire & Medical District  
 Wire/Direct Deposit: \$750.00  
 Credit Card: \$0.00

GL	Source	Cost	Object	Subsid	Subled	Type	Notes	Amount
6116421001	73160.0						WIRED MONEY TO GENERAL FUND	\$750.00

6-3



Control No. 351785

# Pinal County Treasurer Pending Treasurer Receipt

Treasurer's Office Use

Receipt No.:

Posted By:

Receipt Date: 8/31/2020      Cash: \$0.00      Submitted By: JenniferBurke1  
 Total Amount: \$320.00      Check: \$0.00      Department: Superstition Fire & Medical District  
                                  Wire/Direct Deposit: \$320.00  
                                  Credit Card: \$0.00

GL	Source	Cost	Object	Subsid	Subled	Type	Notes	Amount
6116421001	73160.0						WIRED MONEY TO GENERAL FUND	\$320.00

62-4

**Superstition Fire & Medical District**

**AR Payment Register (Detail)**

Bank ID: Equal To D

Check No. / Payment ID	Payee Name / Customer Name	Invoice No. / Account Number	Amount Paid
<b>BANK: D M &amp; O GENERAL FUND CHECKING</b>			
<b>DEPOSIT: 2,842      DATE: 08/06/20</b>			
78931980	WesternStatesFire/inv 5993/CC (ONETIMECUST)	Credit Card Invoice : 005993 Invoice : 005993	\$400.00 \$300.00 \$100.00
CREDIT CARD # 78931980 TOTAL:			\$400.00
78804329	RavenWellness/inv 6018/CC (ONETIMECUST)	Credit Card Invoice : 006018	\$20.00 \$20.00
CREDIT CARD # 78804329 TOTAL:			\$20.00
78819156	TPG Tax/inv 6019/CC (ONETIMECUST)	Credit Card Invoice : 006019	\$20.00 \$20.00
CREDIT CARD # 78819156 TOTAL:			\$20.00
78846759	Steward Flowes/inv 6020/CC (ONETIMECUST)	Credit Card Invoice : 006020	\$20.00 \$20.00
CREDIT CARD # 78846759 TOTAL:			\$20.00
78882789	Planning&ZoningRes/inv 6021 (ONETIMECUST)	Credit Card Invoice : 006021	\$20.00 \$20.00
CREDIT CARD # 78882789 TOTAL:			\$20.00
78908887	Sal Stores/inv 6022/CC (ONETIMECUST)	Credit Card Invoice : 006022	\$20.00 \$20.00
CREDIT CARD # 78908887 TOTAL:			\$20.00
DEPOSIT 2,842 TOTAL:			<b>\$500.00 ✓</b>
<b>D SIT: 2,843      DATE: 08/04/20</b>			
0000005198	(ONETIMECUST)	Check Invoice : 006025	\$20.00 \$20.00
CHECK # 0000005198 TOTAL:			\$20.00 ✓
15058	(ONETIMECUST)	Check Invoice : 006026	\$20.00 \$20.00
CHECK # 15058 TOTAL:			\$20.00 ✓
6877	(ONETIMECUST)	Check Invoice : 006027	\$20.00 \$20.00
CHECK # 6877 TOTAL:			\$20.00 ✓
2025	(ONETIMECUST)	Check Invoice : 006028	\$20.00 \$20.00
CHECK # 2025 TOTAL:			\$20.00 ✓
1732	(ONETIMECUST)	Check Invoice : 006029	\$20.00 \$20.00
CHECK # 1732 TOTAL:			\$20.00 ✓
1019	(ONETIMECUST)	Check Invoice : 006030	\$20.00 \$20.00
CHECK # 1019 TOTAL:			\$20.00 ✓
1340	(ONETIMECUST)	Check Invoice : 006031	\$20.00 \$20.00
CHECK # 1340 TOTAL:			\$20.00 ✓
770407	(ONETIMECUST)	Check Invoice : 006032	\$20.00 \$20.00
CHECK # 770407 TOTAL:			\$20.00 ✓
5051	(ONETIMECUST)	Check Invoice : 006033	\$20.00 \$20.00
CHECK # 5051 TOTAL:			\$20.00 ✓
1141		Check	\$20.00

**Superstition Fire & Medical District**

**AR Payment Register (Detail)**

Bank ID: Equal To D

Check No. / Payment ID	Payee Name / Customer Name	Invoice No. / Account Number	Amount Paid
<b>BANK: D - M &amp; 0 GENERAL FUND CHECKING</b>			
<b>DEPOSIT: 2,843</b>	<b>DATE: 08/04/20</b>		<b>(CONTINUED)</b>
	(ONETIMECUST)	Invoice : 006034	\$20.00
		CHECK # 1141 TOTAL:	\$20.00 ✓
		<b>DEPOSIT 2,843 TOTAL:</b>	<b>\$200.00</b>
<b>DEPOSIT: 2,844</b>	<b>DATE: 08/06/20</b>		
6036, 6036R	Sierra Fire & Comm/6036, 6036r	Transfer	\$0.00
	(ONETIMECUST)	Invoice : 006036	\$300.00
	(ONETIMECUST)	Invoice : 006036R	-\$300.00
	(ONETIMECUST)	Invoice : 006036R	-\$100.00
	(ONETIMECUST)	Invoice : 006036	\$100.00
		<b>TRANSFER TOTAL:</b>	<b>\$0.00</b>
		<b>DEPOSIT 2,844 TOTAL:</b>	<b>\$0.00</b>
<b>DEPOSIT: 2,845</b>	<b>DATE: 08/06/20</b>		
2271	(ONETIMECUST)	Check	\$20.00
		Invoice : 006039	\$20.00
		CHECK # 2271 TOTAL:	\$20.00 ✓
		<b>DEPOSIT 2,845 TOTAL:</b>	<b>\$20.00</b>
<b>DEPOSIT: 2,846</b>	<b>DATE: 08/10/20</b>		
1079069262	(ONETIMECUST)	Check	\$20.00
		Invoice : 006043	\$20.00
		CHECK # 1079069262 TOTAL:	\$20.00 ✓
7322	(ONETIMECUST)	Check	\$20.00
		Invoice : 006044	\$20.00
		CHECK # 7322 TOTAL:	\$20.00 ✓
		<b>DEPOSIT 2,846 TOTAL:</b>	<b>\$40.00</b>
<b>DEPOSIT: 2,847</b>	<b>DATE: 08/11/20</b>		
6489	(ONETIMECUST)	Check	\$20.00
		Invoice : 006045	\$20.00
		CHECK # 6489 TOTAL:	\$20.00 ✓
3290	(ONETIMECUST)	Check	\$20.00
		Invoice : 006046	\$20.00
		CHECK # 3290 TOTAL:	\$20.00 ✓
		<b>DEPOSIT 2,847 TOTAL:</b>	<b>\$40.00</b>
<b>DEPOSIT: 2,848</b>	<b>DATE: 08/13/20</b>		
79123809	RodriguezFarmersAgent/6024/cc	Credit Card	\$20.00
	(ONETIMECUST)	Invoice : 006024	\$20.00
		CREDIT CARD # 79123809 TOTAL:	\$20.00
79256765	Adams Agency/6035/cc	Credit Card	\$20.00
	(ONETIMECUST)	Invoice : 006035	\$20.00
		CREDIT CARD # 79256765 TOTAL:	\$20.00
79240778	Arms N Ammo/6037/cc	Credit Card	\$100.00
	(ONETIMECUST)	Invoice : 006037	\$100.00
		CREDIT CARD # 79240778 TOTAL:	\$100.00
79377926	Nationwide Vision/6041/cc	Credit Card	\$20.00
	(ONETIMECUST)	Invoice : 006041	\$20.00
		CREDIT CARD # 79377926 TOTAL:	\$20.00

**Superstition Fire & Medical District**

**AR Payment Register (Detail)**

Bank ID: Equal To D

ck No. / Payment ID	Payee Name / Customer Name	Invoice No. / Account Number	Amount Paid
<b>BANK: D - M &amp; O GENERAL FUND CHECKING</b>			
			<b>DEPOSIT 2,848 TOTAL: \$160.00 ✓</b>
<b>DEPOSIT: 2,849      DATE: 08/17/20</b>			
2281	(ONETIMECUST)	Check Invoice : 006061	\$20.00 \$20.00
			<b>CHECK # 2281 TOTAL: \$20.00 ✓</b>
2064	(ONETIMECUST)	Check Invoice : 006062	\$20.00 \$20.00
			<b>CHECK # 2064 TOTAL: \$20.00 ✓</b>
1269	(ONETIMECUST)	Check Invoice : 006063	\$20.00 \$20.00
			<b>CHECK # 1269 TOTAL: \$20.00 ✓</b>
4225	(ONETIMECUST)	Check Invoice : 006064	\$20.00 \$20.00
			<b>CHECK # 4225 TOTAL: \$20.00 ✓</b>
2245	(ONETIMECUST)	Check Invoice : 006065	\$20.00 \$20.00
			<b>CHECK # 2245 TOTAL: \$20.00 ✓</b>
7952	(ONETIMECUST)	Check Invoice : 006066	\$20.00 \$20.00
			<b>CHECK # 7952 TOTAL: \$20.00 ✓</b>
5156	(ONETIMECUST)	Check Invoice : 006067	\$20.00 \$20.00
			<b>CHECK # 5156 TOTAL: \$20.00 ✓</b>
			<b>DEPOSIT 2,849 TOTAL: \$140.00</b>
<b>DEPOSIT: 2,850      DATE: 08/19/20</b>			
79492457	BetterSeniorCareHome/6042/cc (ONETIMECUST)	Credit Card Invoice : 006042	\$100.00 \$100.00
			<b>CREDIT CARD # 79492457 TOTAL: \$100.00</b>
79608495	Sal Stores/6006/cc (ONETIMECUST) (ONETIMECUST)	Credit Card Invoice : 006006 Invoice : 006006	\$180.00 \$100.00 \$80.00
			<b>CREDIT CARD # 79608495 TOTAL: \$180.00</b>
79729930	MVS Tags&Title/6059/cc (ONETIMECUST)	Credit Card Invoice : 006059	\$20.00 \$20.00
			<b>CREDIT CARD # 79729930 TOTAL: \$20.00</b>
79654826	CompleteFireProtection/6056/cc Complete Fire Protection, Inc. (COMFPI) Complete Fire Protection, Inc. (COMFPI)	Credit Card Invoice : 006056 Invoice : 006056	\$450.00 \$100.00 \$350.00
			<b>CREDIT CARD # 79654826 TOTAL: \$450.00</b>
			<b>DEPOSIT 2,850 TOTAL: \$750.00 ✓</b>
<b>DEPOSIT: 2,851      DATE: 08/20/20</b>			
2184	(ONETIMECUST)	Check Invoice : 006069	\$20.00 \$20.00
			<b>CHECK # 2184 TOTAL: \$20.00 ✓</b>
3412	(ONETIMECUST)	Check Invoice : 006070	\$20.00 \$20.00
			<b>CHECK # 3412 TOTAL: \$20.00 ✓</b>
111		Check	\$20.00

**Superstition Fire & Medical District**

**AR Payment Register (Detail)**

Bank ID: Equal To D

ck No. / Payment ID	Payee Name / Customer Name	Invoice No. / Account Number	Amount Paid
<b>BANK: D - M &amp; O GENERAL FUND CHECKING</b>			
<b>DEPOSIT: 2,851</b>	<b>DATE: 08/20/20</b>		<b>(CONTINUED)</b>
	(ONETIMECUST)	Invoice : 006071	\$20.00
		CHECK # 111 TOTAL:	\$20.00 ✓
1205	(ONETIMECUST)	Check Invoice : 006072	\$20.00 \$20.00
		CHECK # 1205 TOTAL:	\$20.00 ✓
		<b>DEPOSIT 2,851 TOTAL:</b>	<b>\$80.00</b>
<b>DEPOSIT: 2,852</b>			
<b>DATE: 08/24/20</b>			
2862	(ONETIMECUST)	Check Invoice : 006073	\$20.00 \$20.00
		CHECK # 2862 TOTAL:	\$20.00 ✓
1483	(ONETIMECUST)	Check Invoice : 006078	\$20.00 \$20.00
		CHECK # 1483 TOTAL:	\$20.00 ✓
		<b>DEPOSIT 2,852 TOTAL:</b>	<b>\$40.00</b>
<b>DEPOSIT: 2,853</b>			
<b>DATE: 08/26/20</b>			
1100313862	(ONETIMECUST)	Check Invoice : 006079	\$20.00 \$20.00
		CHECK # 1100313862 TOTAL:	\$20.00 ✓
	(ONETIMECUST)	Check Invoice : 006080	\$20.00 \$20.00
		CHECK # 9950 TOTAL:	\$20.00 ✓
013184	(ONETIMECUST)	Check Invoice : 006081	\$20.00 \$20.00
		CHECK # 013184 TOTAL:	\$20.00 ✓
		<b>DEPOSIT 2,853 TOTAL:</b>	<b>\$60.00</b>
<b>DEPOSIT: 2,854</b>			
<b>DATE: 08/31/20</b>			
79952466	Adams Agency/inv 6074/cc (ONETIMECUST)	Credit Card Invoice : 006074	\$20.00 \$20.00
		CREDIT CARD # 79952466 TOTAL:	\$20.00
80175348	Zarephath/inv 6075/cc (ONETIMECUST) (ONETIMECUST) (ONETIMECUST)	Credit Card Invoice : 006075 Invoice : 006075 Invoice : 006075	\$300.00 \$100.00 \$100.00 \$100.00
		CREDIT CARD # 80175348 TOTAL:	\$300.00
		<b>DEPOSIT 2,854 TOTAL:</b>	<b>\$320.00</b> ✓
<b>DEPOSIT: 2,857</b>			
<b>DATE: 08/31/20</b>			
30853	Wendy's/inv 5986/ck 30853 (ONETIMECUST)	Check Invoice : 005986	\$100.00 \$100.00
		CHECK # 30853 TOTAL:	\$100.00 ✓
20406	Antenna Sites/inv 6058/20406 Antenna Sites, Inc. (ANTSIT)	Check Invoice : 006058	\$752.93 \$752.93
		CHECK # 20406 TOTAL:	\$752.93 ✓
12445	SRC Oil/inv 6060/ck 12445 (ONETIMECUST)	Check Invoice : 006060	\$11.25 \$11.25
		CHECK # 12445 TOTAL:	\$11.25 ✓
R010498813	AFLAC/multiple/ck r010498813	Check	\$267.59

**Superstition Fire & Medical District**

**AR Payment Register (Detail)**

Bank ID: Equal To D

ck No. / Payment ID	Payee Name / Customer Name	Invoice No. / Account Number	Amount Paid
<b>BANK: D - M &amp; O GENERAL FUND CHECKING</b>			<b>(CONTINUED)</b>
<b>DEPOSIT: 2,857      DATE: 08/31/20</b>			
	(ONETIMECUST)	Invoice : 006048	\$33.05
	(ONETIMECUST)	Invoice : 006049	\$31.86
	(ONETIMECUST)	Invoice : 006050	\$39.44
	(ONETIMECUST)	Invoice : 006051	\$5.20
	(ONETIMECUST)	Invoice : 006052	\$111.28
	(ONETIMECUST)	Invoice : 006053	\$23.40
	(ONETIMECUST)	Invoice : 006054	\$23.36
		<b>CHECK # R010498813 TOTAL:</b>	<b>\$267.59 ✓</b>
211577	PSPRS/inv 5979/ck 211577	Check	\$663.51
	Public Safety Retirement Sys. (PSPRS/COBRA)	Invoice : 005979	\$260.00
	Public Safety Retirement Sys. (PSPRS/COBRA)	Invoice : 005979	\$143.51
	Public Safety Retirement Sys. (PSPRS/COBRA)	Invoice : 005979	\$260.00
		<b>CHECK # 211577 TOTAL:</b>	<b>\$663.51 ✓</b>
7713	DMontgomery/inv 5976/ck 7713	Check	\$590.15
	Dave Montgomery (MONTD)	Invoice : 005976	\$590.15
		<b>CHECK # 7713 TOTAL:</b>	<b>\$590.15 ✓</b>
7714	DMontgomery/inv 6013/ck 7714	Check	\$590.15
	Dave Montgomery (MONTD)	Invoice : 006013	\$590.15
		<b>CHECK # 7714 TOTAL:</b>	<b>\$590.15 ✓</b>
26174296787	JKevin/inv 6012/ck 26174296787	Check	\$283.36
	John Kevin (KEVINJO)	Invoice : 005975	-\$15.82
	John Kevin (KEVINJO)	Invoice : 006012	\$299.18
		<b>CHECK # 26174296787 TOTAL:</b>	<b>\$283.36 ✓</b>
	PBourgeois/inv 5977,5917/4259	Check	\$2,627.40
	Paul Bourgeois (BOUP)	Invoice : 005917	\$1,271.58
	Paul Bourgeois (BOUP)	Invoice : 005977	\$1,355.82
		<b>CHECK # 4259 TOTAL:</b>	<b>\$2,627.40 ✓</b>
9721353	ARISLD/inv 6057ck 9721353	Check	\$166.83
	Arizona State Land Department (ARISLD)	Invoice : 006057	\$166.83
		<b>CHECK # 9721353 TOTAL:</b>	<b>\$166.83 ✓</b>
9720439	ARISLD/inv 6055/ck 9720439	Check	\$596.35
	Arizona State Land Department (ARISLD)	Invoice : 006055	\$596.35
		<b>CHECK # 9720439 TOTAL:</b>	<b>\$596.35 ✓</b>
9719520	ARISLD/inv 6047/ck 9719520	Check	\$4,770.41
	Arizona State Land Department (ARISLD)	Invoice : 006047	\$4,770.41
		<b>CHECK # 9719520 TOTAL:</b>	<b>\$4,770.41 ✓</b>
9716750	ARISLD/inv 6040/ck 9716750	Check	\$1,228.10
	Arizona State Land Department (ARISLD)	Invoice : 006040	\$1,228.10
		<b>CHECK # 9716750 TOTAL:</b>	<b>\$1,228.10 ✓</b>
9708871	AZ Dept Forestry/6015/9708871	Check	\$4,520.25
	AZ Department of Forestry (AZFORFM)	Invoice : 006015	\$3,559.50
	AZ Department of Forestry (AZFORFM)	Invoice : 006015	\$960.75
		<b>CHECK # 9708871 TOTAL:</b>	<b>\$4,520.25 ✓</b>
9708871	ARISLD/inv 6016/ck 9708871	Check	\$4,620.57
	Arizona State Land Department (ARISLD)	Invoice : 006016	\$4,620.57
		<b>CHECK # 9708871 TOTAL:</b>	<b>\$4,620.57 ✓</b>
9735923	AZ DepartForestry/6082/9735923	Check	\$4,520.25
	AZ Department of Forestry (AZFORFM)	Invoice : 006082	\$3,559.50
	AZ Department of Forestry (AZFORFM)	Invoice : 006082	\$960.75
		<b>CHECK # 9735923 TOTAL:</b>	<b>\$4,520.25 ✓</b>
9737498	ARISLD/inv 6085/9737498	Check	\$4,024.57
	Arizona State Land Department (ARISLD)	Invoice : 006085	\$4,024.57



Superstition Fire & Medical District

AR Payment Register (Detail)

Bank ID: Equal To D

Check No. / Payment ID	Payee Name / Customer Name	Invoice No. / Account Number	Amount Paid
------------------------	----------------------------	------------------------------	-------------

BANK: D - M & O GENERAL FUND CHECKING  
 DEPOSIT: 2,857 DATE: 08/31/20

(CONTINUED)

CHECK # 9737498 TOTAL: \$4,024.57 ✓

211725	PSPRS/inv 6023/ck 211725	Check	\$663.51
	Public Safety Retirement Sys. (PSPRS/COBRA)	Invoice : 006023	\$143.51
	Public Safety Retirement Sys. (PSPRS/COBRA)	Invoice : 006023	\$260.00
	Public Safety Retirement Sys. (PSPRS/COBRA)	Invoice : 006023	\$260.00

CHECK # 211725 TOTAL: \$663.51 ✓

210556	CITOAJ/2020-00390/210556	Check	\$100.00
	City of Apache Junction (CITOAJ)	Invoice : 2020-00390	\$100.00

CHECK # 210556 TOTAL: \$100.00 (H)

*Revenue Transfer from 400F*

DEPOSIT 2,857 TOTAL: \$31,097.18

DEPOSIT: 2,859 DATE: 08/31/20  
 1737

(ONETIMECUST)

Check	\$20.00
Invoice : 006089	\$20.00

CHECK # 1737 TOTAL: \$20.00

2498  
 (ONETIMECUST)

Check	\$20.00
Invoice : 006090	\$20.00

CHECK # 2498 TOTAL: \$20.00

DEPOSIT 2,859 TOTAL: \$40.00

*in transit*


TOTAL FOR BANK ID: D \$33,487.18

GRAND TOTAL OF ALL CHECKS:	\$31,757.18
GRAND TOTAL OF ALL CREDIT CARDS:	\$1,730.00
GRAND TOTAL OF ALL CASH:	\$0.00
GRAND TOTAL OF ALL EFT:	\$0.00
GRAND TOTAL OF ALL PAYMENTS:	\$33,487.18
GRAND TOTAL OF ALL ADJUSTMENTS:	\$0.00
COMBINED TOTAL:	\$33,487.18

0.0

33,487.18	+	
Aug in transit	20.00	-
	20.00	-
July in transit	20.00	+
Rev transfer	100.00	-
33,667.18	*	

G-5



# TREASURER AGENCY SERVICES

PINAL COUNTY  
THE OPEN OPPORTUNITY

---

Roger Wood    Superstition Fire & Medical District
Home    Contact Us    Help    Logout

**Inquiry** ▲

GL Accounts

GL Transactions

Warrant Search

Treasurer Receipts

**Warrant Maintenance** ▲

Warrant Accounts

Add New Warrant

Bulk Upload Warrants

**Fund Transfers** ▲

Fund Transfer

Bulk Upload Transfers

**Treasurer Receipts** ▲

Add New Receipt

Upload Receipt File

**Reports** ▲

Monthly Statement

Tax Distribution

Top 50 Tax Payers

Authority Assessments

Authority Tax Payments

Warrants Over 1 Year

School Summary

LOC Advances Summary

Tax Adjustments by Auth

**Profile** ▲

My Profile

## New Fund Transfer

**Add New Fund Amount**

Revenue/Expense:  To/From:  GL Account:

Amount:  Notes:

     **Fund Amount Added!**

	GL Account	Source	Source Desc	Notes	Amount
	6116422901	73750.0	Revenue Transfer	Transfer City of AJ Payment Portion	(\$100.00)
	6116421001	73750.0	Revenue Transfer	Transfer City of AJ Payment Portion	\$100.00 <span style="border: 1px solid black; border-radius: 50%; padding: 2px;">14</span>

Using a modern browser ensures the best user experience on this website.  
 You can check your browser is up to date by clicking [Browser Compatability Check](#).



# TREASURER AGENCY SERVICES

PINAL COUNTY  
ARIZONA

Roger Wood Superstition Fire & Medical District Home Contact Us Help Logout

- Inquiry ▲
- GL Accounts
- GL Transactions
- Warrant Search
- Treasurer Receipts
- Warrant Maintenance ▲
- Warrant Accounts
- Add New Warrant
- Bulk Upload Warrants
- Fund Transfers ▲
- Fund Transfer
- Bulk Upload Transfers
- Treasurer Receipts ▲
- Add New Receipt
- Upload Receipt File
- Reports ▲
- Monthly Statement
- Tax Distribution
- Top 50 Tax Payers
- Authority Assessments
- Authority Tax Payments
- Warrants Over 1 Year
- School Summary
- LOC Advances Summary
- Tax Adjustments by Auth
- Profile ▲
- My Profile

## New Fund Transfer

### Add New Fund Amount

Revenue/Expense:  To/From:  GL Account:

Amount:  Notes:

**Fund Amount Added!**

	GL Account	Source	Source Desc	Notes	Amount
✘	6116421002	73750.0	Revenue Transfer	Correct 7.24.20 Payroll Tax Funding	(\$2,044.88)
✘	6116421001	73750.0	Revenue Transfer	Correct 7.24.20 Payroll Tax Funding	\$2,044.88 (14)

Using a modern browser ensures the best user experience on this website. You can check your browser is up to date by clicking [Browser Compatibility Check](#).

Supersition Fire Medical District  
GL Account Ledger - Detail By Period  
8/1/2020 through 8/31/2020

Batch	Journal	Entry #	Date	Job	Document	Description	Debits	Credits	Balance
100-10-10150-10									(\$1,021,569.50)
17743	PR	777601	08/07/20		18259 - 45472	Payroll All Freq 8/2/2020	-	314,125.86	(1,335,695.36)
17748	J	777673	08/07/20		RE70	Paydate 080720 RcIs	-	57,264.83	(1,392,960.19)
17748	J	777680	08/07/20		RE70	Paydate 080720 RcIs	-	8,970.34	(1,401,930.53)
17748	J	777685	08/07/20		RE70	Paydate 080720 RcIs	-	107,489.24	(1,509,419.77)
17748	J	777687	08/07/20		RE70	Paydate 080720 RcIs	-	8,750.82	(1,518,170.59)
17755	PR	777891	08/21/20		18261 - 45655	Payroll All Freq 8/16/2020	-	339,649.99	(1,857,820.58)
17762	J	778170	08/21/20		RE70	Paydate 082120 RcIs	-	64,467.09	(1,922,287.67)
17762	J	778177	08/21/20		RE70	Paydate 082120 RcIs	-	8,633.34	(1,930,921.01)
17762	J	778182	08/21/20		RE70	Paydate 082120 RcIs	-	117,610.28	(2,048,531.29)
17762	J	778184	08/21/20		RE70	Paydate 082120 RcIs	-	8,805.16	(2,057,336.45)
PAYROLL ACCOUNT TOTALS:							\$0.00	\$1,035,766.95	(\$2,057,336.45)
TOTAL OF LEDGER:							\$0.00	\$1,035,766.95	(\$2,057,336.45)

(J)

# Commercial Checking Acct Public Funds

Account number: 4121535058 ■ August 1, 2020 - August 31, 2020 ■ Page 1 of 2



SUPERSTITION FIRE & MEDICAL DISTRICT  
 PAYROLL CLEARING ACCT  
 565 N IDAHO RD  
 APACHE JUNCTION AZ 85119-4014

## Questions?

Call your Customer Service Officer or Client Services  
**1-800-AT WELLS** (1-800-289-3557)  
 5:00 AM TO 8:00 PM Pacific Time Monday - Friday

Online: [wellsfargo.com](http://wellsfargo.com)

Write: Wells Fargo Bank, N.A. (182)  
 PO Box 63020  
 San Francisco, CA 94163

## Account summary

### Commercial Checking Acct Public Funds

Account number	Beginning balance	Total credits	Total debits	Ending balance
4121535058	\$100.00	\$1,165,446.07	-\$1,165,446.07	\$100.00

## Credits

### Electronic deposits/bank credits

Effective date	Posted date	Amount	Transaction detail
	08/06	559,488.31	WT Seq#98726 Pinal County /Org=Pinal County Treasurer Srf# Gw00000035191201 Trn#200806098726 Rfb# 7099
	08/20	605,957.76	WT Seq127138 Pinal County /Org=Pinal County Treasurer Srf# Gw00000035503812 Trn#200820127138 Rfb# 7114
		<b>\$1,165,446.07</b>	<b>Total electronic deposits/bank credits</b>
		<b>\$1,165,446.07</b>	<b>Total credits</b>

## Debits

### Electronic debits/bank debits

Effective date	Posted date	Amount	Transaction detail
	08/07	263,208.88	ACH Origination - Superstition Fir - File 1860311208 Coid 1860311208
	08/07	47,479.31	ACH Origination - Superstition Fir - File 1860311208 Coid 1860311208
	08/07	31,467.68	ACH Origination - Superstition Fir - File 1860311208 Coid 1860311208
	08/07	6,677.59	ACH Origination - Superstition Fir - File 1860311208 Coid 1860311208
	08/07	21,787.84	Retirement Rcr Sweb Pymnt xxxxx4292 Primary Account
	08/07	10,843.31	Healthequity Inc Healthequi 06 Aug 82581 Superstition Fire & ME
	08/07	58,575.76	< Business to Business ACH Debit - IRS Usatxpymt 080720 220062011208390 Superstition Fire & ME
	08/07	11,958.70	< Business to Business ACH Debit - AZ Dept of Rev Ccdir.Dbt xxxxx3092 Superstition Fire & ME
	08/11	107,421.74	< Business to Business ACH Debit - Psprs Web Pay 200810 1144 Superstition Fire & ME



**Electronic debits/bank debits (continued)**

Effective date	Posted date	Amount	Transaction detail
	08/11	67.50	< Business to Business ACH Debit - Psprs Web Pay 200810 1144 Superstition Fire & ME
	08/21	287,733.04	ACH Origination - Superstition Fir - File 1860311208 Coid 1860311208
	08/21	48,479.28	ACH Origination - Superstition Fir - File 1860311208 Coid 1860311208
	08/21	35,212.21	ACH Origination - Superstition Fir - File 1860311208 Coid 1860311208
	08/21	6,606.62	ACH Origination - Superstition Fir - File 1860311208 Coid 1860311208
	08/21	21,327.46	Retirement Rcr Sweb Pymnt xxxxx6132 Primary Account
	08/21	10,343.22	Healthequity Inc Healthequi 20 Aug 82581 Superstition Fire & ME
	08/21	65,521.34	< Business to Business ACH Debit - IRS Usatapyt 082120 220063452788767 Superstition Fire & ME
	08/21	13,124.31	< Business to Business ACH Debit - AZ Dept of Rev Ccdir.Dbt xxxxx3092 Superstition Fire & ME
	08/25	117,539.40	< Business to Business ACH Debit - Psprs Web Pay 200824 1144 Superstition Fire & ME
	08/25	70.88	< Business to Business ACH Debit - Psprs Web Pay 200824 1144 Superstition Fire & ME
		<b>\$1,165,446.07</b>	<b>Total electronic debits/bank debits</b>
		<b>\$1,165,446.07</b>	<b>Total debits</b>

< **Business to Business ACH:** If this is a business account, this transaction has a return time frame of one business day from post date. This time frame does not apply to consumer accounts.

**Daily ledger balance summary**

Date	Balance	Date	Balance	Date	Balance
07/31	100.00	08/11	100.00	08/21	117,710.28
08/06	559,588.31	08/20	606,057.76	08/25	100.00
08/07	107,589.24				
<b>Average daily ledger balance</b>		<b>\$66,740.13</b>			

# Commercial Checking Acct Public Funds

Account number: 4942920083 ■ August 1, 2020 - August 31, 2020 ■ Page 1 of 6



## Questions?

Call your Customer Service Officer or Client Services  
**1-800-AT WELLS** (1-800-289-3557)  
 5:00 AM TO 6:00 PM Pacific Time Monday - Friday

Online: [wellsfargo.com](http://wellsfargo.com)

Write: Wells Fargo Bank, N.A. (182)  
 PO Box 63020  
 San Francisco, CA 94163

SUPERSTITION FIRE & MEDICAL DISTRICT  
 GROUND TRANSPORTATION  
 565 N IDAHO RD  
 APACHE JUNCTION AZ 85119-4014

## Account summary

### Commercial Checking Acct Public Funds

②       $\frac{100}{20.00}$        $\frac{150}{17.97}$

Account number	Beginning balance	Total credits	Total debits	Ending balance
4942920083	\$9,523.85	\$230,495.11	-\$240,016.93	\$2.03

## Credits

### Electronic deposits/bank credits

Effective date	Posted date	Amount	Transaction detail
	08/03	250.00	Merchant Service Merch Dep 200801 8029396648 Superstition Fire and
	08/03	25.86	Merchant Service Merch Dep 200731 8029396648 Superstition Fire and
	08/03	1,181.44	Noridian Azutmt Hcclaimpmt 200730 1184003220 TRN*1*892574422*1450173185~
	08/03	224.64	Aetna H09 Hcclaimpmt 1184003220 TRN*1*160729200694437*1066033492\
	08/03	60.00	Pnp Billpayment 072920Sett 200803 6500 Apache Junction Fire D
	08/04	50.00	Merchant Service Merch Dep 200802 8029396648 Superstition Fire and
	08/04	1,005.08	Bcbs of Arizona Hcclaimpmt 200731 1184003220 TRN*1*520021953*1860004538\
	08/04	105.90	Bcbs of Arizona Hcclaimpmt 200731 1184003220 TRN*1*520027531*1860004538\
	08/04	40.00	Pnp Billpayment 073020Sett 200804 6500 Apache Junction Fire D
	08/05	449.97	Merchant Service Merch Dep 200804 8029396648 Superstition Fire and
	08/05	3,049.33	Bcbs of Arizona Hcclaimpmt 200803 1184003220 TRN*1*520861244*1860004538\
	08/05	1,445.51	Hhp Texas Hcclaimpmt 200805 362703 TRN*1*011840012758823*1610994632\
	08/05	400.00	Pnp Billpayment 073120SD 200805 6500 Apache Junction Fire D
	08/05	319.09	KFHP of WA Hcclaimpmt 042000012481636 TRN*1*2481636*1910511770~
	08/05	249.26	Humana Cha Disb Hcclaimpmt 200805 362703 TRN*1*014840101562992*1611013183\
	08/05	192.54	Aetna H09 Hcclaimpmt 1184003220 TRN*1*160731200337312*1066033492\
	08/06	28,710.00	WT Seq#83397 Superstition Fire & Med /Org=Superstition Fire & Medical Distri Srf# Gb00000035188454 Trn#200806083397 Rfb# 491

**Electronic deposits/bank credits (continued)**

<i>Effective date</i>	<i>Posted date</i>	<i>Amount</i>	<i>Transaction detail</i>
	08/06	508.97	Merchant Service Merch Dep 200805 8029396648 Superstition Fire and
	08/06	482.73	Aetna H09 Hcclaimpmt 1184003220 TRN*1*160803200271197*1066033492\
	08/06	412.63	Noridian Azutmt Hcclaimpmt 200804 1184003220 TRN*1*892585664*1450173185~
	08/06	20.00	Pnp Billpayment 080320Sett 200806 6500 Apache Junction Fire D
	08/07	1,533.68	Aetna AS01 Hcclaimpmt 1184003220 TRN*1*820217000285488*1066033492\
	08/07	1,333.02	Aetna AS01 Hcclaimpmt 1184003220 TRN*1*820217000285484*1066033492\
	08/07	1,251.94	Medisun Claims Hcclaimpmt 200806 202000952355446 TRN*1*82043*1860522728*39544\
	08/07	1,214.12	Cigna Hcclaimpmt 080420 1184003220 TRN*1*200804090050168*1591031071\
	08/07	390.89	Aetna AS01 Hcclaimpmt 1184003220 TRN*1*882021601007041*1066033492\
	08/07	97.67	Ahcccs Programma Hcclaimpmt 200805 202008051308197 TRN*1*202008051308197*1866004791*Fqmb
	08/07	96.45	Aetna AS01 Hcclaimpmt 1184003220 TRN*1*820217000285486*1066033492\
	08/10	100.00	Merchant Service Merch Dep 200808 8029396648 Superstition Fire and
	08/10	50.00	Merchant Service Merch Dep 200807 8029396648 Superstition Fire and
	08/10	2,026.84	PCS Gen Trust PCS Trust 200810 Gt-0006062 Superstition Fire & ME
	08/10	1,186.15	Noridian Azutmt Hcclaimpmt 200806 1184003220 TRN*1*892592729*1450173185~
	08/10	296.45	Optum Lifepoint Hcclaimpmt 091000013277354 TRN*1*3277354*1272337487~
	08/10	120.00	Pnp Billpayment 080520Sett 200810 6500 Apache Junction Fire D
	08/11	50.00	Merchant Service Merch Dep 200809 8029396648 Superstition Fire and
	08/11	1,596.17	Bcbs of Arizona Hcclaimpmt 200807 1184003220 TRN*1*521063210*1860004538\
	08/11	720.85	Hhp Texas Hcclaimpmt 200811 362703 TRN*1*011840012761519*1610994632\
	08/11	392.93	Humana Ins CO Hcclaimpmt 200811 362703 TRN*1*001290051774610*1391263473\
	08/11	367.00	Hhp Texas Hcclaimpmt 200811 362703 TRN*1*011840012761147*1610994632\
	08/11	194.92	Aetna H09 Hcclaimpmt 1184003220 TRN*1*160806200518764*1066033492\
	08/12	25.00	Merchant Service Merch Dep 200811 8029396648 Superstition Fire and
	08/12	5,453.40	Mercy Care Plan Hcclaimpmt 200811 00145658 TRN*1*5575686*1860527381*Ahcccs Acute\
	08/12	3,020.25	Noridian Azutmt Hcclaimpmt 200810 1184003220 TRN*1*892600313*1450173185~
	08/12	1,682.82	Bcbs of Arizona Hcclaimpmt 200810 1184003220 TRN*1*521219801*1860004538\
	08/12	1,622.13	Bcbs of Arizona Hcclaimpmt 200810 1184003220 TRN*1*521213485*1860004538\





**Electronic deposits/bank credits (continued)**

Effective date	Posted date	Amount	Transaction detail
	08/12	941.56	Medisun Claims Hcclaimpmt 200811 202000971495873 TRN*1*84948*1860522728*40092\
	08/12	374.22	Mercy Care Plan Hcclaimpmt 200811 00145658 TRN*1*5578446*1860527381* Mercy Care Advantage - S
	08/12	20.00	Pnp Billpayment 080720Sett 200812 6500 Apache Junction Fire D
	08/13	33,005.00	WT Seq#74388 Superstition Fire & Med /Org=Superstition Fire & Medical Distri Srf# Gb00000035325170 Trn#200813074388 Rfb# 494
	08/13	1,630.58	Noridian Azutmt Hcclaimpmt 200811 1184003220 TRN*1*892603913*1450173185~
	08/13	359.45	36 Treas 310 Misc Pay 081320 xxxxx0012 *18*094814678\GE*1*51718878\lea*1*051718844\
	08/13	100.00	Pnp Billpayment 081020Sett 200813 6500 Apache Junction Fire D
	08/14	848.79	Merchant Service Merch Dep 200813 8029396648 Superstition Fire and
	08/14	6,272.25	Noridian Azutmt Hcclaimpmt 200812 1184003220 TRN*1*892607680*1450173185~
	08/14	1,897.77	Aetna AS01 Hcclaimpmt 1184003220 TRN*1*820224000239382*1066033492\
	08/14	1,838.25	Aetna AS01 Hcclaimpmt 1184003220 TRN*1*820224000239383*1066033492\
	08/14	1,649.72	Bcbs of Arizona Hcclaimpmt 200812 1184003220 TRN*1*521310359*1860004538\
	08/14	904.38	Humana Ins CO Hcclaimpmt 200814 362703 TRN*1*001290051869803*1391263473\
	08/14	387.75	Hhp Texas Hcclaimpmt 200814 362703 TRN*1*011840012763707*1610994632\
	08/14	354.12	36 Treas 310 Misc Pay 081420 xxxxx0012 *18*094849691\GE*1*51753891\lea*1*051753857\
	08/14	108.80	36 Treas 310 Misc Pay 081420 xxxxx0012 *15*094849692\GE*1*51753892\lea*1*051753858\
	08/17	525.75	Merchant Service Merch Dep 200815 8029396648 Superstition Fire and
	08/17	273.00	Merchant Service Merch Dep 200814 8029396648 Superstition Fire and
	08/17	1,319.78	Bcbs of Arizona Hcclaimpmt 200813 1184003220 TRN*1*521363777*1860004538\
	08/17	490.03	Optum Lefprint Hcclaimpmt 091000015372969 TRN*1*5372969*1272337487~
	08/17	392.51	Aetna H09 Hcclaimpmt 1184003220 TRN*1*160812200452362*1066033492\
	08/17	180.00	Pnp Billpayment 081220Sett 200817 6500 Apache Junction Fire D
	08/18	450.00	Pnp Billpayment 081320Sett 200818 6500 Apache Junction Fire D
	08/18	443.66	Hhp Texas Hcclaimpmt 200818 362703 TRN*1*011840012765447*1610994632\
	08/19	1,661.43	Merchant Service Merch Dep 200818 8029396648 Superstition Fire and
	08/19	5,692.50	Mercy Care Plan Hcclaimpmt 200818 00145658 TRN*1*5581413*1860527381*Ahcccs Acute\
	08/19	3,348.25	Bcbs of Arizona Hcclaimpmt 200817 1184003220 TRN*1*521567606*1860004538\
	08/19	1,097.49	Mercy Care Plan Hcclaimpmt 200818 00145658 TRN*1*5582087*1860527381*Altcs General\



**Electronic deposits/bank credits (continued)**

Effective date	Posted date	Amount	Transaction detail
	08/19	736.26	Mercy Care Plan Hcclaimpmt 200818 00145658 TRN*1*5583988*1860527381* Mercy Care Advantage - S
	08/19	478.33	Aetna H09 Hcclaimpmt 1184003220 TRN*1*160814200523134*1066033492\
	08/19	271.12	Medisun Claims Hcclaimpmt 200818 202001005071877 TRN*1*88964*1860522728*41587\
	08/19	235.40	Aetna AS01 Hcclaimpmt 1184003220 TRN*1*882022601015563*1066033492\
	08/19	20.00	Pnp Billpayment 081420Sett 200819 6500 Apache Junction Fire D
	08/20	34,945.00	WT Seq101027 Superstition Fire & Med /Org=Superstition Fire & Medical Distri Srf# Gb00000035498444 Trn#200820101027 Rfb# 497
	08/20	25.00	Merchant Service Merch Dep 200819 8029396648 Superstition Fire and
	08/20	1,649.30	Noridian Azutmt Hcclaimpmt 200818 1184003220 TRN*1*892622588*1450173185~
	08/20	1,027.59	Optum Lifeprint Hcclaimpmt 091000015934502 TRN*1*5934502*1272337487~
	08/21	150.00	Merchant Service Merch Dep 200820 8029396648 Superstition Fire and
	08/21	3,233.24	Aetna AS01 Hcclaimpmt 1184003220 TRN*1*820231000281574*1066033492\
	08/21	2,539.34	Noridian Azutmt Hcclaimpmt 200819 1184003220 TRN*1*892626244*1450173185~
	08/21	1,399.22	Bcbs of Arizona Hcclaimpmt 200819 1184003220 TRN*1*521660442*1860004538\
	08/24	1,285.82	Merchant Service Merch Dep 200822 8029396648 Superstition Fire and
	08/24	50.00	Merchant Service Merch Dep 200821 8029396648 Superstition Fire and
	08/24	2,303.49	Noridian Azutmt Hcclaimpmt 200820 1184003220 TRN*1*892630202*1450173185~
	08/24	1,453.27	Cigna Hcclaimpmt 082020 1184003220 TRN*1*200820090047448*1591031071\
	08/24	208.11	Hhp Texas Hcclaimpmt 200824 362703 TRN*1*011840012769553*1610994632\
	08/24	194.58	Bcbs of Arizona Hcclaimpmt 200820 1184003220 TRN*1*521718093*1860004538\
	08/24	20.00	Pnp Billpayment 081920Sett 200824 6500 Apache Junction Fire D
	08/25	300.00	Merchant Service Merch Dep 200824 8029396648 Superstition Fire and
	08/25	3,043.03	Noridian Azutmt Hcclaimpmt 200821 1184003220 TRN*1*892634033*1450173185~
	08/25	390.04	Humana Ins CO Hcclaimpmt 200825 362703 TRN*1*001290052080373*1391263473\
	08/25	198.21	Hhp Texas Hcclaimpmt 200825 362703 TRN*1*011840012771860*1610994632\
	08/26	1,517.65	Merchant Service Merch Dep 200825 8029396648 Superstition Fire and
	08/26	1,566.97	Cigna Hcclaimpmt 082220 1184003220 TRN*1*200822090047055*1591031071\
	08/26	1,219.99	Mercy Care Plan Hcclaimpmt 200825 00145658 TRN*1*5586920*1860527381*Ahcccs Acute\
	08/26	1,150.10	Mercy Care Plan Hcclaimpmt 200825 00145658 TRN*1*5589514*1860527381* Mercy Care Advantage - S



**Electronic deposits/bank credits (continued)**

Effective date	Posted date	Amount	Transaction detail
	08/26	721.02	Noridian Azutmt Hcclaimpmt 200824 1184003220 TRN*1*892637850*1450173185~
	08/26	438.06	Humana Cha Disb Hcclaimpmt 200826 362703 TRN*1*014840101623906*1611013183\
	08/26	411.66	Bcbs of Arizona Hcclaimpmt 200824 1184003220 TRN*1*521913550*1860004538\
	08/27	25.00	Merchant Service Merch Dep 200826 8029396648 Superstition Fire and
	08/27	750.27	Noridian Azutmt Hcclaimpmt 200825 1184003220 TRN*1*892641747*1450173185~
	08/27	300.00	Pnp Billpayment 082420Sett 200827 6500 Apache Junction Fire D
	08/27	99.35	Bcbs of Arizona Hcclaimpmt 200825 1184003220 TRN*1*521961977*1860004538\
	08/28	205.00	Merchant Service Merch Dep 200827 8029396648 Superstition Fire and
	08/28	1,266.82	Bcbs of Arizona Hcclaimpmt 200826 1184003220 TRN*1*522012301*1860004538\
	08/28	1,212.64	Aetna AS01 Hcclaimpmt 1184003220 TRN*1*820238000305825*1066033492\
	08/28	1,137.14	Noridian Azutmt Hcclaimpmt 200826 1184003220 TRN*1*892645199*1450173185~
	08/28	202.78	Hhp Texas Hcclaimpmt 200828 362703 TRN*1*011840012772833*1610994632\
	08/31	29,495.00	WT Seq109276 Superstition Fire & Med /Org=Superstition Fire & Medical Distri Srf# Gb00000035722762 Trn#200831109276 Rfb# 500
	08/31	205.00	Merchant Service Merch Dep 200829 8029396648 Superstition Fire and
	08/31	50.00	Merchant Service Merch Dep 200828 8029396648 Superstition Fire and
	08/31	1,573.09	Noridian Azutmt Hcclaimpmt 200827 1184003220 TRN*1*892648858*1450173185~
	08/31	198.55	Mercy Care Plan Hcclaimpmt 200828 00145658 TRN*1*5590479*1860527381*Altcs General\
	08/31	20.00	Pnp Billpayment 082720Sett 200831 6500 Apache Junction Fire D
		<b>\$230,495.11</b>	<b>Total electronic deposits/bank credits</b>
		<b>\$230,495.11</b>	<b>Total credits</b>

**Debits**

**Electronic debits/bank debits**

Effective date	Posted date	Amount	Transaction detail
	08/03	596.93	Merchant Service Merch Fee 200731 8029396648 Superstition Fire and
	08/06	47,605.00	WT Seq#83429 Pinal County /Bnf=Pinal County Master Srf# Gw00000035188457 Trn#200806083429 Rfb# 493
	08/06	500.00	WT Seq#83412 Pinal County /Bnf=Pinal County Master Srf# Gw00000035188140 Trn#200806083412 Rfb# 492
	08/13	61,095.00	WT Seq#74412 Pinal County /Bnf=Pinal County Master Srf# Gw00000035337003 Trn#200813074412 Rfb# 496



**Electronic debits/bank debits (continued)**

Effective date	Posted date	Amount	Transaction detail
	08/13	160.00	WT Seq#74407 Pinal County /Bnf=Pinal County Master Srf# Gw00000035337341 Trn#200813074407 Rfb# 495
	08/20	68,775.00	WT Seq101050 Pinal County /Bnf=Pinal County Master Srf# Gw00000035498311 Trn#200820101050 Rfb# 499
	08/20	750.00	WT Seq101043 Pinal County /Bnf=Pinal County Master Srf# Gw00000035498309 Trn#200820101043 Rfb# 498
	08/31	60,215.00	WT Seq109303 Pinal County /Bnf=Pinal County Master Srf# Gw00000035722765 Trn#200831109303 Rfb# 502
	08/31	320.00	WT Seq109296 Pinal County /Bnf=Pinal County Master Srf# Gw00000035716768 Trn#200831109296 Rfb# 501
		<b>\$240,016.93</b>	<b>Total electronic debits/bank debits</b>
		<b>\$240,016.93</b>	<b>Total debits</b>

**Daily ledger balance summary**

Date	Balance	Date	Balance	Date	Balance
07/31	9,523.85	08/12	26,163.33	08/21	7,324.39
08/03	10,668.86	08/13	3.36	08/24	12,839.66
08/04	11,869.84	08/14	14,265.19	08/25	16,770.94
08/05	17,975.54	08/17	17,446.26	08/26	23,796.39
08/06	4.87	08/18	18,339.92	08/27	24,971.01
08/07	5,922.64	08/19	31,880.70	08/28	28,995.39
08/10	9,702.08	08/20	2.59	08/31	2.03
08/11	13,023.95				
<b>Average daily ledger balance</b>		<b>\$13,678.44</b>			

**Superstition Fire & Medical District**

**Balance Sheet**

As of 8/31/2020

FUND: (100) General Fund

**Assets**

**Current Assets**

Fund Cash - General (M&O)  
Payroll Account  
Petty Cash - Accounting  
Due From other funds  
Total Current Assets

\$1,756,129.84  
(2,057,336.65)  
100.00  
1,362,649.22

} < \$301,106.81 > (S)

\$1,061,542.41

**Total Assets**

\$1,061,542.41

**Liabilities and Equity**

**Current Liabilities**

Sales Tax Payable  
Civilian Employee Retirement  
Disability Insurance-Voluntary Long Term  
Life Insurance - Voluntary Supplemental  
AFLAC  
Total Current Liabilities

\$49.92  
(0.10)  
(3,149.54)  
(2,340.64)  
2,384.63

\$(3,055.73)

**Total Liabilities**

\$(3,055.73)

**Equity**

End Balance - General Fund  
Current Year Profit/Loss  
Total Equity

\$3,117,104.66  
(2,052,506.52)

1,064,598.14

**Total Liabilities and Equity**

\$1,061,542.41



Manage your account online at : [www.chase.com/cardhelp](http://www.chase.com/cardhelp)

Customer Service: 1-800-945-2028

Mobile: Download the Chase Mobile app today

September 2020						
S	M	T	W	T	F	S
30	31	1	2	3	4	5
6	7	8	9	10	11	12
13	14	15	16	17	18	19
20	21	22	23	24	25	26
27	28	29	30	1	2	3
4	5	6	7	8	9	10

New Balance  
**\$23,098.37**  
 Minimum Payment Due  
**\$4,619.00**  
 Payment Due Date  
**09/04/20**

**Late Payment Warning:** If we do not receive your minimum payment by the due date, you may have to pay a late fee, and existing and new balances may become subject to the Default APR.  
**Minimum Payment Warning:** Enroll in Auto-Pay and avoid missing a payment. To enroll, go to [www.chase.com](http://www.chase.com)

### ACCOUNT SUMMARY

Account Number: 4246 3152 5232 6481

Previous Balance	\$2,406.97
Payment, Credits	-\$2,953.45
Purchases	+\$23,644.85
Cash Advances	\$0.00
Balance Transfers	\$0.00
Fees Charged	\$0.00
Interest Charged	\$0.00
<b>New Balance</b>	<b>\$23,098.37</b>
Opening/Closing Date	07/11/20 - 08/10/20
Credit Limit	\$50,000
Available Credit	\$26,901
Cash Access Line	\$10,000
Available for Cash	\$10,000
Past Due Amount	\$0.00
Balance over the Credit Limit	\$0.00

100VF (T)  
 \$17,845.55

VENDOR'S ACCOUNT # Chadon  
 APPROVAL DATE PAID 8/12/20  
 WARRANT # 30256

0000001 FIB33339 C 1 Y 9 10 20/08/10 Page 1 of 4 08630 MA DA 44183 22310000010004418301



P.O. BOX 15123  
 WILMINGTON, DE 19850-5123  
 For Undeliverable Mail Only

424631525232648100461900023098370000000000

Make your payment at [chase.com/paycard](http://chase.com/paycard)

Payment Due Date: 09/04/20  
 New Balance: \$23,098.37  
 Minimum Payment: \$4,619.00

Account number: 4246 3152 5232 6481

\$ \_\_\_\_\_ Amount Enclosed  
 Make/Mail to Chase Card Services at the address below:

44163 BEX 9 22320 C  
 ROGER WOOD  
 SUPERSTITION FIRE  
 565 N IDAHO RD  
 APACHE JUNCTION AZ 85119-4014

CARDMEMBER SERVICE  
 PO BOX 6294  
 CAROL STREAM IL 60197-6294

⑆5000 160 28⑆ 1 59 5 25 23 26 48 1 5⑆

### ACCOUNT ACTIVITY

Date of Transaction	Merchant Name or Transaction Description	\$ Amount
07/27	Payment ThankYou Image Check	-1,051.86
07/27	Payment ThankYou Image Check	-138.81
07/27	Payment ThankYou Image Check	-334.02
07/27	Payment ThankYou Image Check	-131.03
07/27	Payment ThankYou image Check	-714.97
07/27	Payment ThankYou Image Check	-36.48
07/14	EAGLE ENGRAVING ST CHARLES IL	498.95
07/22	GENERAL BUSINESS IMPRESSI APACHE JUNCTI AZ	100F 19011 \$1495 224.25
08/04	AZ DEPT OF REVENUE TMACCONNEL@AZ AZ	100F 19067 \$9872 105.78
08/04	PNP AZ DOR TAXFEE info@pointland MI	100F 19067 + 232 2.49
08/04	GENERAL BUSINESS IMPRESSI APACHE JUNCTI AZ	100F 19071 \$1495 224.25
08/03	OFFICEMAX/DEPOT 6678 APACHE JUNCTI AZ	100F 19048 \$2545 38.11
ROGER WOOD TRANSACTIONS THIS CYCLE (CARD 8481) \$1313.14- INCLUDING PAYMENTS RECEIVED		
07/28	TRAILSIDE INN ALTURAS CA <i>Wildland</i>	19105 x -99.00 + 100F
08/02	SILVERTON HOTEL CASINOHQ 8005887711 NV	19106 -111.87 + 100F
08/02	SILVERTON HOTEL CASINOHQ 8005887711 NV	19106 -111.87 + 100F
08/02	SILVERTON HOTEL CASINOHQ 8005887711 NV	19106 -111.87 + 100F
08/02	SILVERTON HOTEL CASINOHQ 8005887711 NV	19106 -111.87 + 100F
07/25	BIG B'S TRAVEL EARLMART CA	19105 83.45 + 100F
07/25	PILOT_00381 HESPERIA CA	19105 65.00 + 100F
07/25	APPLEBEES 948502094854 TURLOCK CA	19105 62.80 + 100F
07/25	LOVES COUNTRY 00002238 RIPON CA	19105 104.79 + 100F
07/26	HOLIDAY MARKET #41 ALTURAS CA	19105 92.09 + 100F
07/27	CHEVRON 0099270 ALTURAS CA	19105 100.00 + 100F
07/27	BEST WESTERN HOTELS 530-6661251 CA	19105 115.57 + 100F
07/27	BEST WESTERN HOTELS 530-6661251 CA	19105 115.57 + 100F
07/28	TRAILSIDE INN ALTURAS CA <i>Logsdon</i>	19105 x 99.00 + 100F
07/28	PILOT 00010199 ORLAND CA	19105 80.00 + 100F
07/27	BEST WESTERN HOTELS 530-6661251 CA	19105 115.57 + 100F
07/28	TRAILSIDE INN ALTURAS CA <i>Blackstone</i>	19105 x 99.00 + 100F
07/28	PILOT 00010199 ORLAND CA	19105 27.45 + 100F
07/27	BEST WESTERN HOTELS 530-6661251 CA	19105 115.57 + 100F
07/28	TRAILSIDE INN ALTURAS CA <i>Wildland</i>	19105 x 99.00 + 100F
07/27	PIZZA & PASTA PLACE INC ALTURAS CA	19105 51.35 + 100F
07/28	PILOT 00010199 ORLAND CA	19105 5.39 + 100F
07/28	TRAILSIDE INN ALTURAS CA	19105 99.00 + 100F
07/28	SPEEDWAY 4886 BURNEY CA <i>Chapman</i>	19105 x 86.00 + 100F
07/27	TRAILSIDE INN ALTURAS CA <i>Wildland</i>	19105 x 128.50 + 100F
07/28	WAGON WHEEL RESTAURANT 530-2335166 CA	19105 45.05 + 100F
07/27	TRAILSIDE INN ALTURAS CA <i>Blackstone</i>	19105 x 128.50 + 100F
07/27	HOLIDAY MARKET #41 ALTURAS CA	19105 19.42 + 100F
07/27	BRASS RAIL RESTAURANT ALTURAS CA	19105 65.51 + 100F
07/27	TRAILSIDE INN ALTURAS CA <i>Logsdon</i>	19105 x 121.00 + 100F
07/27	TRAILSIDE INN ALTURAS CA <i>Chapman</i>	19105 x 99.00 + 100F
07/28	TRAILSIDE INN ALTURAS CA <i>Wildland</i>	19105 x 99.00 + 100F
07/28	TRAILSIDE INN ALTURAS CA <i>Chapman</i>	19105 x 99.00 + 100F
07/29	CRE*JAVA DOC 705 ALTURAS CA <i>Chapman</i>	19105 x 38.98 + 100F
07/28	TRAILSIDE INN ALTURAS CA <i>Logsdon</i>	19105 x 121.00 + 100F
07/28	TRAILSIDE INN ALTURAS CA <i>Blackstone</i>	19105 x 99.00 + 100F
07/29	TRAILSIDE INN ALTURAS CA	19105 x 99.00 + 100F
07/29	TRAILSIDE INN ALTURAS CA <i>Chapman</i>	19105 x 99.00 + 100F
07/30	WAGON WHEEL RESTAURANT 530-2335166 CA	19105 45.05 + 100F
07/29	TRAILSIDE INN ALTURAS CA <i>Blackstone</i>	19105 x 99.00 + 100F
07/29	TRAILSIDE INN ALTURAS CA <i>Logsdon</i>	19105 x 121.00 + 100F
07/29	THE ONE THAI OISHI ALTURAS CA	19105 76.95 + 100F
07/29	HOLIDAY MARKET #41 ALTURAS CA	19105 30.12 + 100F
07/31	ALTURAS AUTO PARTS ALTURAS CA	19105 20.37 + 100F
07/31	RUBIOS TAQUERIA ALTURAS CA	19105 32.00 + 100F
07/31	WAGON WHEEL RESTAURANT 530-2335166 CA	19105 50.41 + 100F
07/30	TRAILSIDE INN ALTURAS CA <i>Blackstone</i>	19105 99.00 + 100F
07/30	THE ONE THAI OISHI ALTURAS CA	19105 81.24 + 100F
07/30	TRAILSIDE INN ALTURAS CA <i>Logsdon</i>	19105 x 99.00 + 100F
07/30	TRAILSIDE INN ALTURAS CA <i>Chapman</i>	19105 x 99.00 + 100F

ACCOUNT ACTIVITY (CONTINUED)

Date of Transaction	Merchant Name or Transaction Description	\$ Amount
07/31	HOLIDAY MARKET #41 ALTURAS CA	19105 28.82 + 100F
07/30	TRAILSIDE INN ALTURAS CA	19105 x 99.00 + 100F <i>wididca</i>
07/31	HOLIDAY MARKET #41 ALTURAS CA	19105 6.38 + 100F
08/01	STEAK N SHAKE 7701 RENO NV	19105 43.88 + 100F
07/31	TRAILSIDE INN ALTURAS CA	19105 99.00 - 100F <i>wididca</i>
08/02	CHEVRON 0208744 NORTH FORK CA	19106 7.53 + 100F
08/02	WAL-MART #5632 FRESNO CA	19106 80.34 + 100F
07/31	TRAILSIDE INN ALTURAS CA	19105 99.00 - 100F <i>Logsdon</i>
08/01	WAGON WHEEL RESTAURANT 530-2335186 CA	19105 54.70 + 100F
07/31	TRAILSIDE INN ALTURAS CA	19105 x 99.00 - 100F <i>Blackstone</i>
08/02	CKE*SMOKEHOUSE 41 4071 OAKHURST CA	19106 76.81 + 100F
07/31	TRAILSIDE INN ALTURAS CA	19105 x 99.00 - 100F <i>Chapman</i>
08/02	IHOP #1727 FRESNO CA	19106 72.79 + 100F
08/02	SILVERTON HOTEL CASINOHQ 8005887711 NV	19106 111.87 x 100F
08/02	SILVERTON HOTEL CASINOHQ 8005887711 NV	19106 111.87 x 100F
08/02	SILVERTON HOTEL CASINOHQ 8005887711 NV	19106 111.87 x 100F
08/02	SILVERTON HOTEL CASINOHQ 8005887711 NV	19106 111.87 x 100F <i>Wididca</i>
08/03	PETE'S PLACE OAKHURST CA	19106 69.80 + 100F
08/04	PETE'S PLACE OAKHURST CA	19106 62.32 + 100F
08/03	BEST WESTERN VILLAGE INN FRESNO CA	19106 104.60 + 100F
08/03	BEST WESTERN VILLAGE INN FRESNO CA	19106 104.60 + 100F
08/03	EL CID MEXICAN CUISINE OAKHURST CA	19106 80.11 + 100F
08/03	BEST WESTERN VILLAGE INN FRESNO CA	19106 104.60 + 100F
08/03	BEST WESTERN VILLAGE INN FRESNO CA	19106 104.60 + 100F
08/04	REIMER'S CANDIES AND GIF OAKHURST CA	19106 37.18 + 100F
08/05	PETE'S PLACE OAKHURST CA	19106 43.95 + 100F
08/04	RALEY S #340 OAKHURST CA	19106 13.85 + 100F
08/08	HOLIDAY INN EXP OAKHURST OAKHURST CA	19106 590.52 + 100F
08/08	HOLIDAY INN EXP OAKHURST OAKHURST CA	19106 590.52 + 100F
08/07	DOG HOUSE GRILL FRESNO CA	19106 68.25 + 100F
08/08	BUFFALO WILD WINGS 0284 FRESNO CA	19106 77.23 + 100F
08/08	DOG HOUSE GRILL FRESNO CA	19106 66.21 + 100F
08/09	NEWBERRY MINI MARKET & T NEWBERRY SPRI CA	19106 140.00 + 100F
08/08	MCDONALD'S M7111 OF CA CLOVIS CA	19106 24.48 + 100F
	HOWARD LOGSDON	
	TRANSACTIONS THIS CYCLE (CARD 8515) \$6767.37	
08/07	WAL-MART #1879 BARSTOW CA	19094 46.57 100F <i>Stagecoach</i>
08/08	NAPA AUTO 0025689 LAKE ISABELLA CA	19094 34.57 100F <i>File</i>
	BILL TAVARES	
	TRANSACTIONS THIS CYCLE (CARD 6556) \$81.14	
07/09	UPS (800) 811-1848 MESA AZ	18974 179.25 100F
07/16	IMAGETRENO INC 952-4891589 MN	18987 350.00 100F
	RICHARD MOONEY	
	TRANSACTIONS THIS CYCLE (CARD 6572) \$529.25	
07/16	COSTCO WHSE #1028 MESA AZ	19004 866.39 100F
07/20	ALLTRAILS HTTPWWW.ALLT CA	19004 59.99 100F
	BRETT BROMAN	
	TRANSACTIONS THIS CYCLE (CARD 6630) \$926.38	
07/27	CHEVRON 0099270 ALTURAS CA	19095 37.00 - 100F
08/01	JRANCHERIA/C STATION JACKSON CA	19095 100.00 - 100F
08/06	HOLIDAY INN EXP OAKHURST OAKHURST CA	19095 590.52 - 100F
08/06	HOLIDAY INN EXP OAKHURST OAKHURST CA	19095 590.52 - 100F
	MARK BLACKSTONE	
	TRANSACTIONS THIS CYCLE (CARD 6608) \$1318.04	
07/09	OFFICE DEPOT #5101 800-463-3768 AZ	100F \$50 <sup>07</sup> 19077 76.00 150F 19078 \$25 <sup>33</sup>
07/11	AMZN Mktp US*MJ4CM3ST0 Amzn.com/bill WA	19077 46.56 100F
07/20	Amazon.com*MV2TF8E00 Amzn.com/bill WA	100F 19077 \$31 <sup>06</sup> 47.48 150F 19078 \$15 <sup>82</sup>
07/21	AMZN Mktp US*MV0DW7T22 Amzn.com/bill WA	19077 108.45 100F
07/22	AMZN Mktp US*MV54A4SD1 Amzn.com/bill WA	100F 19077 \$57 <sup>04</sup> 85.56 150F 19078 \$28 <sup>52</sup>
07/27	AMZN Mktp US*MV81W4DQ2 Amzn.com/bill WA	19077 30.90 100F
07/27	AMZN Mktp US*MV6VY32E0 Amzn.com/bill WA	19077 30.76 100F
07/28	AMZN Mktp US*MF6PI43J1 Amzn.com/bill WA	19077 270.74 150F
07/30	WALMART.COM 800-966-6546 AR	100F 19077 \$159 <sup>84</sup> 239.00 150F 19078 \$79 <sup>66</sup>
07/30	ALTURAS TIRE CENTER ALTURAS CA	19077 957.24 100F
07/30	ALTURAS TIRE CENTER ALTURAS CA	19076 1,002.24 100F
08/02	AMZN Mktp US*MF52L2FR2 Amzn.com/bill WA	19077 125.19 100F



**ACCOUNT ACTIVITY (CONTINUED)**

Date of Transaction	Merchant Name or Transaction Description	\$ Amount
08/03	Amazon.com*MF6049ZHZ Amzn.com/bill WA 100F 19077 \$8767	175.35 150F 19078 \$8768
08/03	GIBBS INTERNATIONAL INC FRESNO CA 19077	332.19 100F
08/03	STROBES N MORE 401-454-4487 RI 19077	537.13 100F
08/04	OFFICEMAX/DEPOT 6678 800-463-3768 AZ 100F 19077 \$2186	182.79 150F 19078 \$16093
08/05	FEDEX 522454292 MEMPHIS TN 19077	25.77 100F
08/05	Amazon.com*MF8829010 Amzn.com/bill WA 19050	153.43 100F
08/05	Amazon.com*MF4D676N1 Amzn.com/bill WA 19077	87.67 100F
08/07	AMZN Mkip US*MF9UD2P8Z Amzn.com/bill WA 19050	213.24 100F
08/05	OFFICE DEPOT #5101 800-463-3768 AZ 100F 19077 \$3248	48.71 150F 19078 \$11623
08/07	Amazon.com*MF7NF0211 Amzn.com/bill WA 19050	164.35 100F
08/06	OFFICE DEPOT #5101 800-463-3768 AZ 19077	94.11 100F
08/07	AMZN Mkip US*MF8N24P32 Amzn.com/bill WA 19077	225.27 100F
08/08	AMZN Mkip US*MF5AQ1V10 Amzn.com/bill WA 19078	144.48 150F
08/06	OFFICE DEPOT #5910 800-463-3768 PA 19077	8.44 100F
08/08	AMZN Mkip US*MF7HD65H0 Amzn.com/bill WA 19050	215.17 100F
08/09	Amazon.com*MF80H35U0 Amzn.com/bill WA 19077	141.38 100F
VAUGHN CROSHAW TRANSACTIONS THIS CYCLE (CARD 0687) \$5789.60		
07/16	ONE BEAT CPR LEARNING 855-863-2328 FL 19005	1,185.00 400F
07/30	ONE BEAT CPR LEARNING 855-863-2328 FL 19034	2,240.00 400F
TINA GEROLA TRANSACTIONS THIS CYCLE (CARD 6473) \$3425.00		
07/21	EB CONSTRUCTION UNDER 801-413-7200 CA 19075	28.95 100F
07/22	FRONTIER ACE HARDWARE APACHE JUNCTI AZ 19075	7.66 100F
07/23	AMZN Mkip US*MV4QN4701 Amzn.com/bill WA 19075	210.41 100F
08/06	FIRE PROTECTION PUB 405-744-5892 OK 19075	618.00 100F
08/07	LION GROUP 937-415-2850 OH 19075	499.68 100F
08/09	AMZN Mkip US*MF3ZP1H40 Amzn.com/bill WA 19075	86.58 100F
FOX TANNER TRANSACTIONS THIS CYCLE (CARD 2689) \$1447.28		
07/23	ARMSTRONG MEDICAL 800-323-4220 IL 18994	254.19 100F
07/28	FEDEX 94687597 800-4633339 TN 19018	19.57 100F
07/28	WALMART.COM AY 800-966-6546 AR 19027	106.13 100F
07/29	STAPLS7310730709000001 877-8267755 NJ 100F 19023 \$105157	977.36 150F 19111 \$32574
07/30	OSI*UNITEDSTATESFLAG 877-734-2458 PA 100F 19031 \$21632	324.49 150F 19108 \$10817
08/06	STAPLS7310730709000002 877-8267755 NJ 100F 19023 \$3912	58.74 150F 19111 \$1958
KELLY BARTZ TRANSACTIONS THIS CYCLE (CARD 3849) \$1740.48		

2020 Totals Year-to-Date	
Total fees charged in 2020	\$0.00
Total interest charged in 2020	\$0.00

Year-to-date totals do not reflect any fee or interest refunds you may have received.

**INTEREST CHARGES**

Your Annual Percentage Rate (APR) is the annual interest rate on your account.

Balance Type	Annual Percentage Rate (APR)	Balance Subject To Interest Rate	Interest Charges
<b>PURCHASES</b>			
Purchases	10.24%(v)(d)	-0-	-0-
<b>CASH ADVANCES</b>			
Cash Advances	19.24%(v)(d)	-0-	-0-
<b>BALANCE TRANSFERS</b>			
Balance Transfer	10.24%(v)(d)	-0-	-0-

31 Days in Billing Period

(v) = Variable Rate  
 (d) = Daily Balance Method (including new transactions)  
 (a) = Average Daily Balance Method (including new transactions)

Please see Information About Your Account section for the Calculation of Balance Subject to Interest Rate, Annual Renewal Notice, How to Avoid Interest on Purchases, and other important information, as applicable.

# Superstition Fire & Medical District Monthly Pinal County Treasurer's Bank Account Reconciliation

## 150 General Fund

### Reconciliation References:

- A Beginning bank balance
- B Interest Income
- C Current month's deposits
- D Current month's revenue transfer to 100 Fund
- E Current month's Accounts Payable disbursements
- F Current month's Payroll disbursements
- G Current month's bank ending balance
- H Accounts Payable checks outstanding at month-end
- I Payroll checks outstanding at month-end
- J Electronic / ACH clearing bank account balance at month-end
- K Lockbox bank account balance at month-end
- L Cash Balance per G/L Balance Sheet
- M Chase MasterCard credit card payment – warrant #1130004195 (paid 8/12/2020)



**Superstition Fire & Medical District  
Ground Tranport (Fund 150) Cash Reconciliation  
Fiscal Year 2019 - 2020  
8/31/2020**

	Deposits (Cash Receipts)	Cash Disbursements	Book Balance
Book Balance as of: 8/1/2020			\$297,478.84 <b>(A)</b>
<u>Activity During the Month</u>			
Journal Entries:			
Interest Income (Expense):	242.45		242.45 <b>(B)</b>
Deposits	238,074.91		238,074.91 <b>(C)</b>
Revenue Transfer		(2,044.88)	(2,044.88) <b>(D)</b>
Cash Disbursements			
A) Accounts Payable		(64,631.11)	(64,631.11) <b>(E)</b>
B) Payroll Account		(138,462.88)	(138,462.88) <b>(F)</b>
C) Transfer In / Out			
	\$238,317.36	(205,138.87)	\$330,657.33
<u>Pinal County Bank Balance</u>			
Ending Bank Balance as of: 8/31/2020		Balance from YTD Column	\$ 332,565.95 <b>(G)</b>
Less: Outstanding Warrants		Check #	
		A/P	(47,973.16) <b>(H)</b>
		Payroll	(150.00) <b>(I)</b>
			-
			\$ 284,442.79
		Cash Balance in Payroll Clearing Account	\$ -
		Cash Balance in Electronic / ACH Clearing Account	\$ (17.97) <b>(J)</b>
		Cash Balance in LockBox	\$ 16,269.30 <b>(K)</b>
			\$ 300,694.12
Prepared by: <u>[Signature]</u> 9/1/2020		Balance per B/S	\$ 300,694.12 <b>(L)</b>
Reviewed by: <u>[Signature]</u> 9/3/2020		Difference	\$ -



Pinal County Treasurer

Monthly Statement

Date Range: 8/1/2020 to 8/31/2020

Account	Period	YTD		
<b>6116421002</b>	<b>Superstition FMD Ground Transport Fund</b>			
Begin Balance:	(A) 297,478.84	275,807.58		
Income:	236,272.48	511,491.78		
LOC Advance:	.00	.00		
Expense:	(201,185.37)	(454,733.41)	LOC:	.00
LOC Payments:	.00	.00	Warrants Outstanding:	(48,123.16)
Cash Balance:	(G) 332,565.95	332,565.95	End:	284,442.79

Monthly Statement Summary

Source Code	Description	MTDAmount	YTDAmount
<b>6116421002</b>	<b>Superstition FMD Ground Transport Fund</b>	<b>Beginning Balance:</b> 297,478.84	275,807.58
21100.43	Wells Fargo Trust Investment Interest	.05	.12
21100.46	Wells Fargo Investment Investment Interest	1.66	3.82
21100.47	WF Money Market Investment Interest	10.32	23.49
21100.55	Multi-Bank Securities Investment Interest	.00	32.69
21100.70	Vining Sparks Investment Interest	230.42	376.75
21100.80	Stifel Nicolaus & Company Investment Interest	.00	64.88
73160.0	Deposits	238,074.91	513,034.91
73750.0	Revenue Transfer	(2,044.88)	(2,044.88)
90930.0	Warrants Redeemed	(64,631.11)	(183,888.28)
91100.0	Disbursed by County Treasurer	(136,554.26)	(270,845.13)
	<b>Ending Balance:</b>	<b>332,565.95</b>	<b>332,565.95</b>

Monthly Statement Detail

Date	Notes	Doc #	Amount	C/D
<b>6116421002 Superstition FMD Ground Transport Fund</b>			<b>Beginning Balance: 297,478.84</b>	
21100.43	Wells Fargo Trust Investment Interest		Source Code Total: .05	
08/04	Investment Interest	0	.05	C
21100.46	Wells Fargo Investment Investment Interest		Source Code Total: 1.66	
08/03	Investment Interest	0	1.66	C
21100.47	WF Money Market Investment Interest		Source Code Total: 10.32	
08/03	Investment Interest	0	10.32	C
21100.70	Vining Sparks Investment Interest		Source Code Total: 230.42	
08/10	Investment Interest	0	28.85	C
08/10	Investment Interest	0	34.34	C
08/18	Investment Interest	0	31.99	C
08/19	Investment Interest	0	67.20	C
08/19	Investment Interest	0	30.57	C
08/21	Investment Interest	0	28.47	C
08/31	Investment Interest	0	9.00	C
73160.0	Deposits		Source Code Total: 238,074.91	
08/06	WIRED MONEY TO GROUND TRANSPORT FUND	0	47,605.00	C
08/13	WIRED MONEY TO GROUND TRANSPORT FUND	0	61,095.00	C
08/20	WIRED MONEY TO GROUND TRANSPORT FUND	0	68,775.00	C
08/31	WIRED MONEY TO GROUND TRANSPORT FUND	0	60,215.00	C
08/31	100.10.53965.10 C Martin /inv 6017/ck 1149	0	384.91	C
73750.0	Revenue Transfer		Source Code Total: (2,044.88)	
08/05	Correct 7.24.20 Payroll Tax Funding	0	(2,044.88)	C
90930.0	Warrants Redeemed		Source Code Total: (64,631.11)	
08/03	Paid Warrants	0	(1,316.98)	D
08/04	Paid Warrants	0	(1,603.75)	D
08/05	Paid Warrants	0	(1,049.63)	D
08/06	Paid Warrants	0	(1,860.27)	D



Pinal County Treasurer

Monthly Statement

Date Range: 8/1/2020 to 8/31/2020

08/07	Paid Warrants	0	(1,519.43)	D
08/10	Paid Warrants	0	(552.05)	D
08/11	Paid Warrants	0	(4,170.55)	D
08/12	Paid Warrants	0	(11,576.47)	D
08/13	Paid Warrants	0	(1,497.00)	D
08/14	Paid Warrants	0	(127.37)	D
08/17	Paid Warrants	0	(3,996.69)	D
08/18	Paid Warrants	0	(1,220.31)	D
08/19	Paid Warrants	0	(4,111.88)	D
08/20	Paid Warrants	0	(760.23)	D
08/21	Paid Warrants	0	(7,167.61)	D
08/24	Paid Warrants	0	(276.93)	D
08/25	Paid Warrants	0	(19,048.46)	D
08/26	Paid Warrants	0	(1,679.28)	D
08/27	Paid Warrants	0	(125.00)	D
08/28	Paid Warrants	0	(540.75)	D
08/31	Paid Warrants	0	(430.47)	D
91220.0	Disbursed by County Treasurer			
			<b>Source Code Total: (136,554.26)</b>	
08/06	AMB Emp Payroll Direct deposit	0	(31,467.68)	D
08/06	AMB District Federal & State P/R Taxes	0	(13,269.63)	D
08/06	AMB District 457, union dues, pac	0	(6,677.59)	D
08/06	AMB HSA	0	(1,872.97)	D
08/06	AMB ASRS	0	(13,037.02)	D
08/20	AMB EMP PAYROLL DIRECT DEPOSIT	0	(35,212.21)	D
08/20	AMD DISTRICT FEDERAL & STATE P/R TAXES	0	(14,178.56)	D
08/20	AMD DISTRICT 457, UNION DUES, PAC	0	(6,606.62)	D
08/20	AMB HSA	0	(1,709.88)	D
08/20	AMB ASRS	0	(12,522.10)	D
6116421002 Superstition FMD Ground Transport Fund			<b>Ending Balance: 332,565.95</b>	

Warrant Detail

Payee Name	Warrant	Amount	Issue Dt	Status Dt	Voucher
<b>6116421002 Superstition FMD Ground Transport Fund</b>					
Account Total: 112,865.96					
Fund: 1130 Fund Total: 110,807.34					
Status: OUTS Status Total: 47,973.16 (H)					
HEALTH CHOICE ARIZONA	1130003944	238.91	05/06/20	05/06/20	
APACHE JUNCTION UNIFIED	1130004067	500.00	06/30/20	06/30/20	
AZ DEPT OF HEALTH SERVICES	1130004127	250.00	07/22/20	07/22/20	
STEWART HEALTH CHOICE	1130004142	770.06	07/22/20	07/22/20	
STANDARD INSURANCE COMPANY	1130004168	794.68	07/29/20	07/29/20	
HARLAN L SCHERER	1130004201	111.89	08/12/20	08/12/20	
APACHE JUNCTION UNIFIED	1130004211	2,967.33	08/19/20	08/19/20	
GORDAN-DARBY ARIZONA TESTING	1130004215	30.00	08/19/20	08/19/20	
BLUE CROSS BLUE SHIELD OF AZ	1130004220	1,629.58	08/19/20	08/19/20	
CLIFFORD STENCIL	1130004221	92.03	08/19/20	08/19/20	
JAMES C MANNILA	1130004223	50.00	08/19/20	08/19/20	
PHOENIX TECHNOLOGY SOLUTIONS	1130004225	33.00	08/19/20	08/19/20	
AA COOLING AND HEATING LLC	1130004226	473.32	08/26/20	08/27/20	
AETNA BEHAVIORAL HEALTH, LLC	1130004227	199.68	08/26/20	08/27/20	
WATER UTILITIES COMM FD DBA	1130004228	187.07	08/26/20	08/27/20	
ARIZONA WATER COMPANY, INC.	1130004229	137.31	08/26/20	08/27/20	
AT&T CORP	1130004230	426.04	08/26/20	08/27/20	
AZ DEPT OF HEALTH SERVICES	1130004231	250.00	08/26/20	08/27/20	
CITY OF MESA	1130004232	12,071.82	08/26/20	08/27/20	
CYMA SYSTEMS INC	1130004233	2,750.45	08/26/20	08/27/20	
DELTA DENTAL OF ARIZONA	1130004234	995.58	08/26/20	08/27/20	
GINCO PLUMBING LLC	1130004236	249.99	08/26/20	08/27/20	
LIBERTY WATER COMPANY, INC.	1130004237	44.51	08/26/20	08/27/20	



Pinal County Treasurer

Monthly Statement

Date Range: 8/1/2020 to 8/31/2020

KANSAS STATE BANK OF MANHATTAN	1130004238	79.20	08/26/20	08/27/20
RIGHT AWAY DISPOSAL, LLC	1130004239	124.89	08/26/20	08/27/20
STANDARD INSURANCE COMPANY	1130004240	788.63	08/26/20	08/27/20
STRYKER SALES CORPORATION	1130004241	3,334.14	08/26/20	08/27/20
SUPERSTITION SAFETY SERV, LLC	1130004242	150.83	08/26/20	08/27/20
TELEFLEX LLC	1130004243	2,426.70	08/26/20	08/27/20
TOSHIBA BUSINESS SOLUTIONS,INC	1130004244	86.09	08/26/20	08/27/20
UNITED HEALTHCARE INSURANCE CO	1130004245	14,018.72	08/26/20	08/27/20
VISION SERVICE PLAN	1130004246	200.85	08/26/20	08/27/20
WAXIE'S ENTERPRISES, INC	1130004247	627.39	08/26/20	08/27/20
WIST SUPPLY & EQUIPMENT CO	1130004248	770.86	08/26/20	08/27/20
DELTA DENTAL INSURANCE COMPANY	1130004249	111.81	08/26/20	08/27/20
Status: PAID				Status Total: 62,722.49
APACHE JUNCTION UNIFIED	1130004066	1,826.67	06/30/20	08/11/20
ADVANCED DATA PROCESSING, INC	1130004086	13,500.00	06/30/20	08/25/20
BANNER OCCUPATIONAL HEALTH	1130004128	220.00	07/22/20	08/04/20
COSTCO WHOLESALE CORPORATION	1130004132	21.72	07/22/20	08/03/20
DELTA DENTAL OF ARIZONA	1130004133	1,057.76	07/22/20	08/03/20
GALLOWAY ASSET MANAGEMENT, LLC	1130004137	237.50	07/22/20	08/03/20
ADVANCED DATA PROCESSING, INC	1130004139	397.29	07/22/20	08/25/20
LEXIPOL, LLC	1130004141	3,133.33	07/22/20	08/17/20
TERESA MUSA	1130004143	1,549.71	07/22/20	08/12/20
SUPERSTITION SAFETY SERV, LLC	1130004149	692.49	07/22/20	08/05/20
TOSHIBA BUSINESS SOLUTIONS,INC	1130004150	86.09	07/22/20	08/17/20
UNITED STATES POSTAL SERVICE	1130004152	250.00	07/22/20	08/05/20
AF	1130004157	97.92	07/29/20	08/11/20
AMERIGAS PROPANE LP	1130004158	1,335.02	07/29/20	08/07/20
APACHE JUNCTION UNIFIED	1130004159	1,139.58	07/29/20	08/11/20
WATER UTILITIES COMM FD DBA	1130004160	182.29	07/29/20	08/17/20
ARIZONA WATER COMPANY, INC.	1130004161	21.27	07/29/20	08/04/20
CITY OF MESA	1130004162	1,680.75	07/29/20	08/06/20
GINCO PLUMBING LLC	1130004163	107.14	07/29/20	08/05/20
MESA DISCOUNT, INC	1130004164	184.41	07/29/20	08/07/20
PIONEER DISTRIBUTING CO., INC.	1130004165	112.32	07/29/20	08/04/20
STRYKER SALES CORPORATION	1130004167	1,250.16	07/29/20	08/04/20
SUPERSTITION SAFETY SERV, LLC	1130004168	179.52	07/29/20	08/06/20
WEST DIRECT OIL, LLC	1130004169	362.67	07/29/20	08/10/20
AA COOLING AND HEATING LLC	1130004170	594.98	08/05/20	08/17/20
AMERIGAS PROPANE LP	1130004171	21.92	08/05/20	08/14/20
ARIZONA WATER COMPANY, INC.	1130004172	95.39	08/05/20	08/13/20
ARIZONAWATERCONDITIONING DBA	1130004173	145.91	08/05/20	08/18/20
AVID LOCKSMITH, LLC	1130004174	80.51	08/05/20	08/12/20
BRENDEN ESPIE	1130004175	479.17	08/05/20	08/13/20
BOUND TREE MEDICAL LLC	1130004176	3,110.45	08/05/20	08/12/20
ST HELEN AUTO & HARDWARE, INC.	1130004177	105.45	08/05/20	08/14/20
GINCO PLUMBING LLC	1130004178	189.38	08/05/20	08/10/20
WEX BANK DBA	1130004179	821.06	08/05/20	08/12/20
HEALTHCARE MEDICAL WASTE, INC	1130004180	254.10	08/05/20	08/13/20
IDENTIFIX INC	1130004181	267.78	08/05/20	08/12/20
MAGIC PEST CONTROL	1130004182	118.66	08/05/20	08/12/20
MEDIACOM	1130004183	2,459.16	08/05/20	08/12/20
MEDIACOM	1130004184	171.10	08/05/20	08/12/20
PETTY CASHIER/ROGER WOOD	1130004185	45.50	08/05/20	08/12/20
SALT RIVER PROJECT	1130004186	2,952.54	08/05/20	08/12/20
SOUTHWEST GAS CORPORATION	1130004187	33.18	08/05/20	08/13/20
SUPERSTITION MOUNTAINS CFD #1	1130004188	128.70	08/05/20	08/13/20
TRITECH SOFTWARE SYSTEMS	1130004189	1,333.01	08/05/20	08/26/20
UNIFIRST CORPORATION	1130004190	213.85	08/05/20	08/21/20
AA COOLING AND HEATING LLC	1130004191	780.79	08/12/20	08/19/20
ACCUSEARCH	1130004192	118.00	08/12/20	08/19/20
APACHE OXY-MED INC DBA	1130004193	225.00	08/12/20	08/19/20
BUD'S BULK ICE SERVICE, INC	1130004194	276.93	08/12/20	08/24/20



Pinal County Treasurer

Monthly Statement

Date Range: 8/1/2020 to 8/31/2020

CHASE	1130004195	1,074.40	08/12/20	08/18/20	
CINDY ELBERT INSURANCE SERVICE	1130004196	6,791.50	08/12/20	08/21/20	
CITY OF APACHE JUNCTION	1130004197	1,171.17	08/12/20	08/25/20	
CITY OF MESA	1130004198	126.34	08/12/20	08/21/20	
ENVIRONMENTAL SYSTEMS RESEARCH	1130004199	146.13	08/12/20	08/19/20	
KRONOS, INC.	1130004200	2,008.78	08/12/20	08/19/20	
CENTURYLINK	1130004202	87.77	08/12/20	08/20/20	
CENTURYLINK	1130004203	534.13	08/12/20	08/20/20	
RON TURLEY ASSOC, INC.	1130004204	100.44	08/12/20	08/19/20	
SAN TAN FORD	1130004205	254.96	08/12/20	08/19/20	
SOLVENT RECY-CLEAN, INC	1130004206	37.67	08/12/20	08/19/20	
SUPERSTITION SAFETY SERV, LLC	1130004207	138.33	08/12/20	08/20/20	
VERIZON WIRELESS SERVICES LLC	1130004208	440.11	08/12/20	08/19/20	
WIST SUPPLY & EQUIPMENT CO	1130004209	35.92	08/12/20	08/21/20	
AFLAC	1130004210	63.24	08/19/20	08/31/20	
ARIZONA WATER COMPANY, INC.	1130004212	82.49	08/19/20	08/28/20	
BANNER OCCUPATIONAL HEALTH	1130004213	130.00	08/19/20	08/25/20	
CITY OF PHOENIX FIRE DEPT	1130004214	3,850.00	08/19/20	08/25/20	
MEDIACOM	1130004216	43.32	08/19/20	08/26/20	
DOROTHY SANTERALLI	1130004217	58.00	08/19/20	08/31/20	
AETNA	1130004218	458.26	08/19/20	08/28/20	
JULLIA M CORDEIRO-REDMAN	1130004219	198.00	08/19/20	08/31/20	
EDWARD L HANDL	1130004222	111.23	08/19/20	08/31/20	
CADWELL IRREVOCABLE TRUST III	1130004224	132.17	08/19/20	08/26/20	
Status: VOID					Status Total: 111.69
N J SCHERER	1130004144	111.69	07/22/20	08/12/20	
Fund: 1131					Fund Total: 2,058.62
Status: OUTS					Status Total: 150.00
AZ FF RETIREE HEALTH TRUST FUND	1131000532	150.00	06/26/20	06/24/20	
Status: PAID					Status Total: 1,908.62
JAMES R. VAUGHN, PC TRUST ACCOUNT	1131000537	356.46	08/07/20	08/13/20	
AZ FF RETIREE HEALTH TRUST FUND	1131000538	150.00	08/07/20	08/13/20	
BRIAN URQUIZO	1131000539	1,106.38	08/07/20	08/11/20	
JAMES R. VAUGHN, PC TRUST ACCOUNT	1131000540	170.78	08/21/20	08/26/20	
AZ FF RETIREE HEALTH TRUST FUND	1131000541	125.00	08/21/20	08/27/20	
	Count	Amount			
Total OUTS:	36	48,123.16			
Total PAID:	78	64,631.11			
Total VOID:	1	111.69			


CASH RECEIPTS

August 2020 Transport

Date	Control #	Amount	Account #	Description
8/6/2020		47,605.00		
		<b>47,605.00</b>		Wire Transfer C-1
8/13/2020		61,095.00		
		<b>61,095.00</b>		Wire Transfer C-2
8/20/2020		68,775.00		
		<b>68,775.00</b>		Wire Transfer C-3
8/31/2020		60,215.00		
		<b>60,215.00</b>		Wire Transfer C-4
8/31/2020		384.91	150.10.53965.10	C Martin / inv 6017 / ck 1149
		<b>384.91</b>		C-5
August 2020 Totals		<b>238,074.91</b>		

(C)





# Pinal County, Treasurer

## Pending Treasurer Receipt

Control No. 350807

Treasurer's Office Use

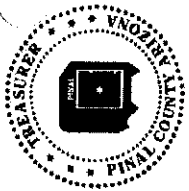
Receipt No.:

Posted By:

Receipt Date: 8/6/2020 Cash: \$0.00 Submitted By: JenniferBurke1  
 Total Amount: \$47,605.00 Check: \$0.00 Department: Superstition Fire & Medical District  
 Wire/Direct Deposit: \$47,605.00  
 Credit Card: \$0.00

GL	Source	Cost	Object	Subsid	Subled	Type	Notes	Amount
6116421002	73160.0						WIRED MONEY TO GROUND TRANSPORT FUND	\$47,605.00

cl



Control No. 351094

# Pinal County Treasurer

## Pending Treasurer Receipt

Treasurer's Office Use


Receipt No.:

Posted By:

Receipt Date: 8/13/2020 Cash: \$0.00 Submitted By: JenniferBurke1  
 Total Amount: \$61,095.00 Check: \$0.00 Department: Superstition Fire & Medical District  
 Wire/Direct Deposit: \$61,095.00  
 Credit Card: \$0.00

GL	Source	Cost	Object	Subsid	Subled	Type	Notes	Amount
6116421002	73160.0						WIRED MONEY TO GROUND TRANSPORT FUND	\$61,095.00

C.2



Control No. 351428

# Pinal County Treasurer Pending Treasurer Receipt

Treasurer's Office Use

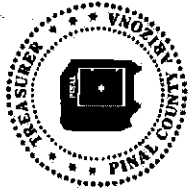
Receipt No.:

Posted By:

Receipt Date: 8/20/2020      Cash: \$0.00      Submitted By: JenniferBurke1  
 Total Amount: \$68,775.00      Check: \$0.00      Department: Superstition Fire & Medical District  
    Wire/Direct Deposit: \$68,775.00  
    Credit Card: \$0.00

GL	Source	Cost	Object	Subsid	Subled	Type	Notes	Amount
6116421002	73160.0						WIRED MONEY TO GROUND TRANSPORT FUND	\$68,775.00

C-3



Control No. 351786

# Pinal County, Treasurer Pending Treasurer Receipt

Treasurer's Office Use
Receipt No.:
Posted By:

Receipt Date: 8/31/2020      Cash: \$0.00      Submitted By: JenniferBurke1  
 Total Amount: \$60,215.00      Check: \$0.00      Department: Superstition Fire & Medical District  
    Wire/Direct Deposit: \$60,215.00  
    Credit Card: \$0.00

GL	Source	Cost	Object	Subsid	Subled	Type	Notes	Amount
6116421002	73160.0						WIRED MONEY TO GROUND TRANSPORT FUND	\$60,215.00

C-4

**Superstition Fire & Medical District**

AR Payment Register (Detail)

Bank ID: Equal To M

Check No. / Payment ID	Payee Name / Customer Name	Invoice No. / Account Number	Amount Paid
<b>BANK: M - GROUND TRANSPORT FUND CHECKING</b>			
<b>DEPOSIT: 2,855</b>	<b>DATE: 08/31/20</b>		
1149	C Martin / inv 6017 /ck 1149 (ONETIMECUST)	Check Invoice : 006017	\$384.91 \$384.91
		CHECK # 1149 TOTAL:	\$384.91
		DEPOSIT 2,855 TOTAL:	\$384.91
		<b>TOTAL FOR BANK ID: M</b>	<b>\$384.91</b>
		GRAND TOTAL OF ALL CHECKS:	\$384.91
		GRAND TOTAL OF ALL CREDIT CARDS:	\$0.00
		GRAND TOTAL OF ALL CASH:	\$0.00
		GRAND TOTAL OF ALL EFT:	\$0.00
		GRAND TOTAL OF ALL PAYMENTS:	\$384.91
		GRAND TOTAL OF ALL ADJUSTMENTS:	\$0.00
		COMBINED TOTAL:	\$384.91

C-S



# TREASURER AGENCY SERVICES

PINAL COUNTY  
AZ 85003-0001

[Home](#) [Contact Us](#) [Help](#) [Logout](#)

Roger Wood Superstition Fire & Medical District

- Inquiry ▲
- GL Accounts
- GL Transactions
- Warrant Search
- Treasurer Receipts
- Warrant Maintenance ▲
- Warrant Accounts
- Add New Warrant
- Bulk Upload Warrants
- Fund Transfers ▲
- Fund Transfer
- Bulk Upload Transfers
- Treasurer Receipts ▲
- Add New Receipt
- Upload Receipt File
- Reports ▲
- Monthly Statement
- Tax Distribution
- Top 50 Tax Payers
- Authority Assessments
- Authority Tax Payments
- Warrants Over 1 Year
- School Summary
- LOC Advances Summary
- Tax Adjustments by Auth
- Profile ▲
- My Profile

## New Fund Transfer

### Add New Fund Amount

Revenue/Expense:  To/From:  GL Account:

Amount:  Notes:

**Fund Amount Added!**

	GL Account	Source	Source Desc	Notes	Amount
✖	6116421002	73750.0	Revenue Transfer	Correct 7.24.20 Payroll Tax Funding	(\$2,044.88)
✖	6116421001	73750.0	Revenue Transfer	Correct 7.24.20 Payroll Tax Funding	\$2,044.88

Using a modern browser ensures the best user experience on this website.  
You can check your browser is up to date by clicking [Browser Compatibility Check](#).

Superstition Fire Medical District  
GL Account Ledger - Detail By Period  
8/1/2020 through 8/31/2020

Batch	Journal	Entry #	Date	Job	Document	Description	Debits	Credits	Balance
150-10-10150-10						<b>PAYROLL ACCOUNT (TRANSPORT)</b>			<b>(\$136,974.60)</b>
17743	PR	777583	08/07/20		537 - 4466	Payroll All Freq 8/2/2020	-	39,758.11	(176,732.71)
17748	J	777678	08/07/20		RE70	Paydate 080720 RcIs	-	13,269.63	(190,002.34)
17748	J	777682	08/07/20		RE70	Paydate 080720 RcIs	-	1,872.97	(191,875.31)
17748	J	777689	08/07/20		RE70	Paydate 080720 RcIs	-	13,037.02	(204,912.33)
17755	PR	777944	08/21/20		540 - 4511	Payroll All Freq 8/16/2020	-	42,114.61	(247,026.94)
17762	J	778175	08/21/20		RE70	Paydate 082120 RcIs	-	14,178.56	(261,205.50)
17762	J	778179	08/21/20		RE70	Paydate 082120 RcIs	-	1,709.88	(262,915.38)
17762	J	778186	08/21/20		RE70	Paydate 082120 RcIs	-	12,522.10	(275,437.48)
						<b>PAYROLL ACCOUNT (TRANSPORT) TOTALS:</b>	<b>\$0.00</b>	<b>\$138,462.88</b>	<b>(\$275,437.48)</b>

TOTAL OF LEDGER:

\$0.00

\$138,462.88

(\$275,437.48)

(F)

# Commercial Checking Acct Public Funds

Account number: 4942920083 ■ August 1, 2020 - August 31, 2020 ■ Page 1 of 6



SUPERSTITION FIRE & MEDICAL DISTRICT  
GROUND TRANSPORTATION  
565 N IDAHO RD  
APACHE JUNCTION AZ 85119-4014

### Questions?

Call your Customer Service Officer or Client Services  
**1-800-AT WELLS** (1-800-289-3557)  
5:00 AM TO 6:00 PM Pacific Time Monday - Friday

Online: [wellsfargo.com](http://wellsfargo.com)

Write: Wells Fargo Bank, N.A. (182)  
PO Box 63020  
San Francisco, CA 94163

## Account summary

### Commercial Checking Acct Public Funds

$\frac{100}{20.00}$

$\frac{150}{(17.97)}$  (J)

Account number	Beginning balance	Total credits	Total debits	Ending balance
4942920083	\$9,523.85	\$230,495.11	-\$240,016.93	\$2.03

### Credits

#### Electronic deposits/bank credits

Effective date	Posted date	Amount	Transaction detail
08/03		250.00	Merchant Service Merch Dep 200801 8029396648 Superstition Fire and
08/03		25.86	Merchant Service Merch Dep 200731 8029396648 Superstition Fire and
08/03		1,181.44	Noridian Azutmt Hcclaimpmt 200730 1184003220 TRN*1*892574422*1450173185~
08/03		224.64	Aetna H09 Hcclaimpmt 1184003220 TRN*1*160729200694437*1066033492\
08/03		60.00	Pnp Billpayment 072920Sett 200803 6500 Apache Junction Fire D
08/04		50.00	Merchant Service Merch Dep 200802 8029396648 Superstition Fire and
08/04		1,005.08	Bcbs of Arizona Hcclaimpmt 200731 1184003220 TRN*1*520021953*1860004538\
08/04		105.90	Bcbs of Arizona Hcclaimpmt 200731 1184003220 TRN*1*520027531*1860004538\
08/04		40.00	Pnp Billpayment 073020Sett 200804 6500 Apache Junction Fire D
08/05		449.97	Merchant Service Merch Dep 200804 8029396648 Superstition Fire and
08/05		3,049.33	Bcbs of Arizona Hcclaimpmt 200803 1184003220 TRN*1*520861244*1860004538\
08/05		1,445.51	Hhp Texas Hcclaimpmt 200805 362703 TRN*1*011840012758823*1610994632\
08/05		400.00	Pnp Billpayment 073120SD 200805 6500 Apache Junction Fire D
08/05		319.09	KFHP of WA Hcclaimpmt 042000012481636 TRN*1*2481636*1910511770~
08/05		249.26	Humana Cha Disb Hcclaimpmt 200805 362703 TRN*1*014840101562992*1611013183\
08/05		192.54	Aetna H09 Hcclaimpmt 1184003220 TRN*1*160731200337312*1066033492\
08/06		28,710.00	WT Seq#83397 Superstition Fire & Med /Org=Superstition Fire & Medical Distri Srf# Gb00000035188454 Trn#200806083397 Rfb# 491



**Electronic deposits/bank credits (continued)**

Effective date	Posted date	Amount	Transaction detail
	08/06	508.97	Merchant Service Merch Dep 200805 8029396648 Superstition Fire and
	08/06	482.73	Aetna H09 Hcclaimpmt 1184003220 TRN*1*160803200271197*1066033492\
	08/06	412.63	Noridian Azutmt Hcclaimpmt 200804 1184003220 TRN*1*892585664*1450173185~
	08/06	20.00	Pnp Billpayment 080320Sett 200806 6500 Apache Junction Fire D
	08/07	1,533.68	Aetna AS01 Hcclaimpmt 1184003220 TRN*1*820217000285488*1066033492\
	08/07	1,333.02	Aetna AS01 Hcclaimpmt 1184003220 TRN*1*820217000285484*1066033492\
	08/07	1,251.94	Medisun Claims Hcclaimpmt 200806 202000952355446 TRN*1*82043*1860522728*39544\
	08/07	1,214.12	Cigna Hcclaimpmt 080420 1184003220 TRN*1*200804090050168*1591031071\
	08/07	390.89	Aetna AS01 Hcclaimpmt 1184003220 TRN*1*882021601007041*1066033492\
	08/07	97.67	Ahcccs Program Hcclaimpmt 200805 202008051308197 TRN*1*202008051308197*1866004791*Fqmb
	08/07	96.45	Aetna AS01 Hcclaimpmt 1184003220 TRN*1*820217000285486*1066033492\
	08/10	100.00	Merchant Service Merch Dep 200808 8029396648 Superstition Fire and
	08/10	50.00	Merchant Service Merch Dep 200807 8029396648 Superstition Fire and
	08/10	2,026.84	PCS Gen Trust PCS Trust 200810 Gt-0006062 Superstition Fire & ME
	08/10	1,186.15	Noridian Azutmt Hcclaimpmt 200806 1184003220 TRN*1*892592729*1450173185~
	08/10	296.45	Optum Lifepoint Hcclaimpmt 091000013277354 TRN*1*3277354*1272337487~
	08/10	120.00	Pnp Billpayment 080520Sett 200810 6500 Apache Junction Fire D
	08/11	50.00	Merchant Service Merch Dep 200809 8029396648 Superstition Fire and
	08/11	1,596.17	Bcbs of Arizona Hcclaimpmt 200807 1184003220 TRN*1*521063210*1860004538\
	08/11	720.85	Hhp Texas Hcclaimpmt 200811 362703 TRN*1*011840012761519*1610994632\
	08/11	392.93	Humana Ins CO Hcclaimpmt 200811 362703 TRN*1*001290051774610*1391263473\
	08/11	367.00	Hhp Texas Hcclaimpmt 200811 362703 TRN*1*011840012761147*1610994632\
	08/11	194.92	Aetna H09 Hcclaimpmt 1184003220 TRN*1*160806200518764*1066033492\
	08/12	25.00	Merchant Service Merch Dep 200811 8029396648 Superstition Fire and
	08/12	5,453.40	Mercy Care Plan Hcclaimpmt 200811 00145658 TRN*1*5575686*1860527381*Ahcccs Acute\
	08/12	3,020.25	Noridian Azutmt Hcclaimpmt 200810 1184003220 TRN*1*892600313*1450173185~
	08/12	1,682.82	Bcbs of Arizona Hcclaimpmt 200810 1184003220 TRN*1*521219801*1860004538\
	08/12	1,622.13	Bcbs of Arizona Hcclaimpmt 200810 1184003220 TRN*1*521213485*1860004538\



**Electronic deposits/bank credits (continued)**

Effective date	Posted date	Amount	Transaction detail
	08/12	941.56	Medisun Claims Hcclaimpmt 200811 202000971495873 TRN*1*84948*1860522728*40092\
	08/12	374.22	Mercy Care Plan Hcclaimpmt 200811 00145658 TRN*1*5578446*1860527381* Mercy Care Advantage - S
	08/12	20.00	Pnp Billpayment 080720Sett 200812 6500 Apache Junction Fire D
	08/13	33,005.00	WT Seq#74388 Superstition Fire & Med /Org=Superstition Fire & Medical Distri Srf# Gb00000035325170 Trn#200813074388 Rfb# 494
	08/13	1,630.58	Noridian Azutmt Hcclaimpmt 200811 1184003220 TRN*1*892603913*1450173185~
	08/13	359.45	36 Treas 310 Misc Pay 081320 xxxxx0012 *18*094814678\GE*1*51718878\lea*1*051718844\
	08/13	100.00	Pnp Billpayment 081020Sett 200813 6500 Apache Junction Fire D
	08/14	848.79	Merchant Service Merch Dep 200813 8029396648 Superstition Fire and
	08/14	6,272.25	Noridian Azutmt Hcclaimpmt 200812 1184003220 TRN*1*892607680*1450173185~
	08/14	1,897.77	Aetna AS01 Hcclaimpmt 1184003220 TRN*1*820224000239382*1066033492\
	08/14	1,838.25	Aetna AS01 Hcclaimpmt 1184003220 TRN*1*820224000239383*1066033492\
	08/14	1,649.72	Bcbs of Arizona Hcclaimpmt 200812 1184003220 TRN*1*521310359*1860004538\
	08/14	904.38	Humana Ins CO Hcclaimpmt 200814 362703 TRN*1*001290051869803*1391263473\
	08/14	387.75	Hhp Texas Hcclaimpmt 200814 362703 TRN*1*011840012763707*1610994632\
	08/14	354.12	36 Treas 310 Misc Pay 081420 xxxxx0012 *18*094849691\GE*1*51753891\lea*1*051753857\
	08/14	108.80	36 Treas 310 Misc Pay 081420 xxxxx0012 *15*094849692\GE*1*51753892\lea*1*051753858\
	08/17	525.75	Merchant Service Merch Dep 200815 8029396648 Superstition Fire and
	08/17	273.00	Merchant Service Merch Dep 200814 8029396648 Superstition Fire and
	08/17	1,319.78	Bcbs of Arizona Hcclaimpmt 200813 1184003220 TRN*1*521363777*1860004538\
	08/17	490.03	Optum Lifeprint Hcclaimpmt 091000015372969 TRN*1*5372969*1272337487~
	08/17	392.51	Aetna H09 Hcclaimpmt 1184003220 TRN*1*160812200452362*1066033492\
	08/17	180.00	Pnp Billpayment 081220Sett 200817 6500 Apache Junction Fire D
	08/18	450.00	Pnp Billpayment 081320Sett 200818 6500 Apache Junction Fire D
	08/18	443.66	Hhp Texas Hcclaimpmt 200818 362703 TRN*1*011840012765447*1610994632\
	08/19	1,661.43	Merchant Service Merch Dep 200818 8029396648 Superstition Fire and
	08/19	5,692.50	Mercy Care Plan Hcclaimpmt 200818 00145658 TRN*1*5581413*1860527381*Ahcccs Acute\
	08/19	3,348.25	Bcbs of Arizona Hcclaimpmt 200817 1184003220 TRN*1*521567606*1860004538\
	08/19	1,097.49	Mercy Care Plan Hcclaimpmt 200818 00145658 TRN*1*5582087*1860527381*Altcs General\

**Electronic deposits/bank credits (continued)**

Effective date	Posted date	Amount	Transaction detail
	08/19	736.26	Mercy Care Plan Hcclaimpmt 200818 00145658 TRN*1*5583988*1860527381* Mercy Care Advantage - S
	08/19	478.33	Aetna H09 Hcclaimpmt 1184003220 TRN*1*160814200523134*1066033492\
	08/19	271.12	Medisun Claims Hcclaimpmt 200818 202001005071877 TRN*1*88964*1860522728*41587\
	08/19	235.40	Aetna AS01 Hcclaimpmt 1184003220 TRN*1*882022601015563*1066033492\
	08/19	20.00	Pnp Billpayment 081420Sett 200819 6500 Apache Junction Fire D
	08/20	34,945.00	WT Seq101027 Superstition Fire & Med /Org=Superstition Fire & Medical Distri Srf# Gb00000035498444 Trn#200820101027 Rfb# 497
	08/20	25.00	Merchant Service Merch Dep 200819 8029396648 Superstition Fire and
	08/20	1,649.30	Noridian Azutmt Hcclaimpmt 200818 1184003220 TRN*1*892622588*1450173185~
	08/20	1,027.59	Optum Lifepoint Hcclaimpmt 091000015934502 TRN*1*5934502*1272337487~
	08/21	150.00	Merchant Service Merch Dep 200820 8029396648 Superstition Fire and
	08/21	3,233.24	Aetna AS01 Hcclaimpmt 1184003220 TRN*1*820231000281574*1066033492\
	08/21	2,539.34	Noridian Azutmt Hcclaimpmt 200819 1184003220 TRN*1*892626244*1450173185~
	08/21	1,399.22	Bcbs of Arizona Hcclaimpmt 200819 1184003220 TRN*1*521660442*1860004538\
	08/24	1,285.82	Merchant Service Merch Dep 200822 8029396648 Superstition Fire and
	08/24	50.00	Merchant Service Merch Dep 200821 8029396648 Superstition Fire and
	08/24	2,303.49	Noridian Azutmt Hcclaimpmt 200820 1184003220 TRN*1*892630202*1450173185~
	08/24	1,453.27	Cigna Hcclaimpmt 082020 1184003220 TRN*1*200820090047448*1591031071\
	08/24	208.11	Hhp Texas Hcclaimpmt 200824 362703 TRN*1*011840012769553*1610994632\
	08/24	194.58	Bcbs of Arizona Hcclaimpmt 200820 1184003220 TRN*1*521718093*1860004538\
	08/24	20.00	Pnp Billpayment 081920Sett 200824 6500 Apache Junction Fire D
	08/25	300.00	Merchant Service Merch Dep 200824 8029396648 Superstition Fire and
	08/25	3,043.03	Noridian Azutmt Hcclaimpmt 200821 1184003220 TRN*1*892634033*1450173185~
	08/25	390.04	Humana Ins CO Hcclaimpmt 200825 362703 TRN*1*001290052080373*1391263473\
	08/25	198.21	Hhp Texas Hcclaimpmt 200825 362703 TRN*1*011840012771860*1610994632\
	08/26	1,517.65	Merchant Service Merch Dep 200825 8029396648 Superstition Fire and
	08/26	1,566.97	Cigna Hcclaimpmt 082220 1184003220 TRN*1*200822090047055*1591031071\
	08/26	1,219.99	Mercy Care Plan Hcclaimpmt 200825 00145658 TRN*1*5586920*1860527381*Ahcccs Acute\
	08/26	1,150.10	Mercy Care Plan Hcclaimpmt 200825 00145658 TRN*1*5589514*1860527381* Mercy Care Advantage - S



**Electronic deposits/bank credits (continued)**

Effective date	Posted date	Amount	Transaction detail
	08/26	721.02	Noridian Azutmt Hcclaimpmt 200824 1184003220 TRN*1*892637850*1450173185~
	08/26	438.06	Humana Cha Disb Hcclaimpmt 200826 362703 TRN*1*014840101623906*1611013183\
	08/26	411.66	Bcbs of Arizona Hcclaimpmt 200824 1184003220 TRN*1*521913550*1860004538\
	08/27	25.00	Merchant Service Merch Dep 200826 8029396648 Superstition Fire and
	08/27	750.27	Noridian Azutmt Hcclaimpmt 200825 1184003220 TRN*1*892641747*1450173185~
	08/27	300.00	Pnp Billpayment 082420Sett 200827 6500 Apache Junction Fire D
	08/27	99.35	Bcbs of Arizona Hcclaimpmt 200825 1184003220 TRN*1*521961977*1860004538\
	08/28	205.00	Merchant Service Merch Dep 200827 8029396648 Superstition Fire and
	08/28	1,266.82	Bcbs of Arizona Hcclaimpmt 200826 1184003220 TRN*1*522012301*1860004538\
	08/28	1,212.64	Aetna AS01 Hcclaimpmt 1184003220 TRN*1*820238000305825*1066033492\
	08/28	1,137.14	Noridian Azutmt Hcclaimpmt 200826 1184003220 TRN*1*892645199*1450173185~
	08/28	202.78	Hhp Texas Hcclaimpmt 200828 362703 TRN*1*011840012772833*1610994632\
	08/31	29,495.00	WT Seq109276 Superstition Fire & Med /Org=Superstition Fire & Medical Distri Srf# Gb00000035722762 Trn#200831109276 Rfb# 500
	08/31	205.00	Merchant Service Merch Dep 200829 8029396648 Superstition Fire and
	08/31	50.00	Merchant Service Merch Dep 200828 8029396648 Superstition Fire and
	08/31	1,573.09	Noridian Azutmt Hcclaimpmt 200827 1184003220 TRN*1*892648858*1450173185~
	08/31	198.55	Mercy Care Plan Hcclaimpmt 200828 00145658 TRN*1*5590479*1860527381*Altcs General\
	08/31	20.00	Pnp Billpayment 082720Sett 200831 6500 Apache Junction Fire D
		<b>\$230,495.11</b>	<b>Total electronic deposits/bank credits</b>
		<b>\$230,495.11</b>	<b>Total credits</b>

**Debits**

**Electronic debits/bank debits**

Effective date	Posted date	Amount	Transaction detail
	08/03	596.93	Merchant Service Merch Fee 200731 8029396648 Superstition Fire and
	08/06	47,605.00	WT Seq#83429 Pinal County /Bnf=Pinal County Master Srf# Gw00000035188457 Trn#200806083429 Rfb# 493
	08/06	500.00	WT Seq#83412 Pinal County /Bnf=Pinal County Master Srf# Gw00000035188140 Trn#200806083412 Rfb# 492
	08/13	61,095.00	WT Seq#74412 Pinal County /Bnf=Pinal County Master Srf# Gw00000035337003 Trn#200813074412 Rfb# 496



**Electronic debits/bank debits (continued)**

Effective date	Posted date	Amount	Transaction detail
	08/13	160.00	WT Seq#74407 Pinal County /Bnf=Pinal County Master Srf# Gw00000035337341 Trn#200813074407 Rfb# 495
	08/20	68,775.00	WT Seq101050 Pinal County /Bnf=Pinal County Master Srf# Gw00000035498311 Trn#200820101050 Rfb# 499
	08/20	750.00	WT Seq101043 Pinal County /Bnf=Pinal County Master Srf# Gw00000035498309 Trn#200820101043 Rfb# 498
	08/31	60,215.00	WT Seq109303 Pinal County /Bnf=Pinal County Master Srf# Gw00000035722765 Trn#200831109303 Rfb# 502
	08/31	320.00	WT Seq109296 Pinal County /Bnf=Pinal County Master Srf# Gw00000035716768 Trn#200831109296 Rfb# 501
		<b>\$240,016.93</b>	<b>Total electronic debits/bank debits</b>
		<b>\$240,016.93</b>	<b>Total debits</b>

**Daily ledger balance summary**

Date	Balance	Date	Balance	Date	Balance
07/31	9,523.85	08/12	26,163.33	08/21	7,324.39
08/03	10,668.86	08/13	3.36	08/24	12,839.66
08/04	11,869.84	08/14	14,265.19	08/25	16,770.94
08/05	17,975.54	08/17	17,446.26	08/26	23,796.39
08/06	4.87	08/18	18,339.92	08/27	24,971.01
08/07	5,922.64	08/19	31,880.70	08/28	28,995.39
08/10	9,702.08	08/20	2.59	08/31	2.03
08/11	13,023.95				
<b>Average daily ledger balance</b>		<b>\$13,678.44</b>			

# Commercial Checking Acct Public Funds

Account number: 4797829967 ■ August 1, 2020 - August 31, 2020 ■ Page 1 of 2



SUPERSTITION FIRE & MEDICAL DISTRICT  
TRANSPORT LOCKBOX ACCOUNT  
565 N IDAHO RD  
APACHE JUNCTION AZ 85119-4014

## Questions?

Call your Customer Service Officer or Client Services  
**1-800-AT WELLS** (1-800-289-3557)  
5:00 AM TO 6:00 PM Pacific Time Monday - Friday

Online: [wellsfargo.com](http://wellsfargo.com)

Write: Wells Fargo Bank, N.A. (182)  
PO Box 63020  
San Francisco, CA 94163

## Account summary

### Commercial Checking Acct Public Funds

Account number	Beginning balance	Total credits	Total debits	Ending balance
4797829967	\$6,420.41	\$136,003.89	-\$126,155.00	\$16,269.30

## Credits

### Deposits

Effective date	Posted date	Amount	Transaction detail
	08/03	7,589.15	Wholesale Lockbox Deposit Los Angeles Box 845500 Deposit 1
	08/04	14,706.03	Wholesale Lockbox Deposit Los Angeles Box 845500 Deposit 1
	08/06	6,958.84	Wholesale Lockbox Deposit Los Angeles Box 845500 Deposit 1
	08/07	1,813.50	Wholesale Lockbox Deposit Los Angeles Box 845500 Deposit 1
	08/10	15,427.77	Wholesale Lockbox Deposit Los Angeles Box 845500 Deposit 1
	08/11	8,575.02	Wholesale Lockbox Deposit Los Angeles Box 845500 Deposit 1
	08/12	6,549.69	Wholesale Lockbox Deposit Los Angeles Box 845500 Deposit 1
	08/13	4,060.62	Wholesale Lockbox Deposit Los Angeles Box 845500 Deposit 1
	08/14	25.00	Wholesale Lockbox Deposit Los Angeles Box 845500 Deposit 1
	08/17	16,182.79	Wholesale Lockbox Deposit Los Angeles Box 845500 Deposit 1
	08/18	8,354.46	Wholesale Lockbox Deposit Los Angeles Box 845500 Deposit 1
	08/20	5,364.82	Wholesale Lockbox Deposit Los Angeles Box 845500 Deposit 1
	08/21	1,545.87	Wholesale Lockbox Deposit Los Angeles Box 845500 Deposit 1
	08/24	11,832.46	Wholesale Lockbox Deposit Los Angeles Box 845500 Deposit 1
	08/25	5,243.67	Wholesale Lockbox Deposit Los Angeles Box 845500 Deposit 1
	08/27	3,660.90	Wholesale Lockbox Deposit Los Angeles Box 845500 Deposit 1
	08/28	1,846.02	Wholesale Lockbox Deposit Los Angeles Box 845500 Deposit 1
	08/31	16,267.28	Wholesale Lockbox Deposit Los Angeles Box 845500 Deposit 1
		<b>\$136,003.89</b>	<b>Total deposits</b>
		<b>\$136,003.89</b>	<b>Total credits</b>



**Debits**

**Electronic debits/bank debits**

<i>Effective date</i>	<i>Posted date</i>	<i>Amount</i>	<i>Transaction detail</i>
	08/06	28,710.00	WT Seq#83397 Superstition Fire & Med /Bnf=Superstition Fire & Medical Distri Srf# Gb00000035188454 Trn#200806083397 Rfb# 491
	08/13	33,005.00	WT Seq#74388 Superstition Fire & Med /Bnf=Superstition Fire & Medical Distri Srf# Gb00000035325170 Trn#200813074388 Rfb# 494
	08/20	34,945.00	WT Seq101027 Superstition Fire & Med /Bnf=Superstition Fire & Medical Distri Srf# Gb00000035498444 Trn#200820101027 Rfb# 497
	08/31	29,495.00	WT Seq109276 Superstition Fire & Med /Bnf=Superstition Fire & Medical Distri Srf# Gb00000035722762 Trn#200831109276 Rfb# 500
		<b>\$126,155.00</b>	<b>Total electronic debits/bank debits</b>
		<b>\$126,155.00</b>	<b>Total debits</b>

**Daily ledger balance summary**

<i>Date</i>	<i>Balance</i>	<i>Date</i>	<i>Balance</i>	<i>Date</i>	<i>Balance</i>
07/31	6,420.41	08/12	39,330.41	08/21	6,913.97
08/03	14,009.56	08/13	10,386.03	08/24	18,746.43
08/04	28,715.59	08/14	10,411.03	08/25	23,990.10
08/06	6,964.43	08/17	26,593.82	08/27	27,651.00
08/07	8,777.93	08/18	34,948.28	08/28	29,497.02
08/10	24,205.70	08/20	5,368.10	08/31	16,269.30
08/11	32,780.72				
<b>Average daily ledger balance</b>		<b>\$18,621.10</b>			

**Superstition Fire & Medical District**

**Balance Sheet**

As of 8/31/2020

FUND: (150) Not Defined

**Assets**

**Current Assets**

Fund Cash (Transport)	\$576,131.60	
Payroll Account (Transport)	(275,437.48)	
<b>Total Current Assets</b>		<b>\$300,694.12</b> (L)

**Total Assets**

**\$300,694.12**

**Liabilities and Equity**

**Current Liabilities**

Sales Tax Payable	\$4.46	
Civilian Employee Retirement	(7.52)	
Voluntary Long Term Disability Ins	(493.70)	
Voluntary Supplemental Life Insurance	(186.76)	
AFLAC	401.16	
Due To Other Funds	2,637,944.58	
<b>Total Current Liabilities</b>		<b>\$2,637,662.22</b>

**Total Liabilities**

**\$2,637,662.22**

**Equity**

Fund Balance - Transport Fund	\$(2,369,215.42)	
Current Year Profit/Loss	32,247.32	
<b>Total Equity</b>		<b>(2,336,968.10)</b>

**Total Liabilities and Equity**

**\$300,694.12**





September 2020						
S	M	T	W	T	F	S
30	31	1	2	3	4	5
6	7	8	9	10	11	12
13	14	15	16	17	18	19
20	21	22	23	24	25	26
27	28	29	30	1	2	3
4	5	6	7	8	9	10

New Balance  
**\$23,098.37**  
 Minimum Payment Due  
**\$4,619.00**  
 Payment Due Date  
**09/04/20**

**Late Payment Warning:** If we do not receive your minimum payment by the due date, you may have to pay a late fee, and existing and new balances may become subject to the Default APR.  
**Minimum Payment Warning:** Enroll in Auto-Pay and avoid missing a payment. To enroll, go to www.chase.com

**ACCOUNT SUMMARY**

Account Number: 4246 3152 5232 6481

Previous Balance	\$2,406.97
Payment, Credits	-\$2,853.45
Purchases	+\$23,644.85
Cash Advances	\$0.00
Balance Transfers	\$0.00
Fees Charged	\$0.00
Interest Charged	\$0.00
<b>New Balance</b>	<b>\$23,098.37</b>
Opening/Closing Date	07/11/20 - 08/10/20
Credit Limit	\$50,000
Available Credit	\$26,901
Cash Access Line	\$10,000
Available for Cash	\$10,000
Past Due Amount	\$0.00
Balance over the Credit Limit	\$0.00

150F (M)  
 \$1,074.40

VENDOR # \_\_\_\_\_  
 ACCOUNT # \_\_\_\_\_  
 APPROVAL \_\_\_\_\_  
 DATE PAID 8/12/20  
 WAIVER # \_\_\_\_\_  
 4195



P.O. BOX 15123  
 WILMINGTON, DE 19860-5123  
 For Undeliverable Mail Only

Make your payment at  
[chase.com/paycard](http://chase.com/paycard)

424631525232648100461900023076370000000000

Payment Due Date: 09/04/20  
 New Balance: \$23,098.37  
 Minimum Payment: \$4,619.00

Account number: 4246 3152 5232 6481

\$ \_\_\_\_\_ Amount Enclosed  
 Make/Mail to Chase Card Services at the address below:

44183 BEX 9 22320 C  
 ROGER WOOD  
 SUPERSTITION FIRE  
 585 N IDAHO RD  
 APACHE JUNCTION AZ 85119-4014

CARDMEMBER SERVICE  
 PO BOX 6284  
 CAROL STREAM IL 60197-6284

*ink.*

### ACCOUNT ACTIVITY

Date of Transaction	Merchant Name or Transaction Description	\$ Amount
---------------------	--	-----------

07/27	Payment ThankYou Image Check	-1,051.86
07/27	Payment ThankYou Image Check	-138.81
07/27	Payment ThankYou Image Check	-334.02
07/27	Payment ThankYou Image Check	-131.03
07/27	Payment ThankYou Image Check	-714.97
07/27	Payment ThankYou Image Check	-36.46
07/14	EAGLE ENGRAVING ST CHARLES IL	498.96
07/22	GENERAL BUSINESS IMPRESSI APACHE JUNCTI AZ	224.25
08/04	AZ DEPT OF REVENUE TMACCONNEL@AZ AZ	105.78
08/04	PNP AZ DOR TAXFEE info@pointand MI	2.49
08/04	GENERAL BUSINESS IMPRESSI APACHE JUNCTI AZ	224.25
08/03	OFFICEMAX/DEPOT 6678 APACHE JUNCTI AZ	98.11
ROGER WOOD TRANSACTIONS THIS CYCLE (CARD 6481) \$1313.14- INCLUDING PAYMENTS RECEIVED		

07/28	TRAILSIDE INN ALTURAS CA	19105	-89.00	100F
08/02	SILVERTON HOTEL CASINOHQ 8005887711 NV	19106	-111.87	100F
08/02	SILVERTON HOTEL CASINOHQ 8005887711 NV	19106	-111.87	100F
08/02	SILVERTON HOTEL CASINOHQ 8005887711 NV	19106	-111.87	100F
08/02	SILVERTON HOTEL CASINOHQ 8005887711 NV	19106	-111.87	100F
07/25	BIG B'S TRAVEL EARLIMART CA	19105	83.45	100F
07/25	PILOT 00381 HESPERIA CA	19105	65.00	100F
07/25	APPLEBEES 946602094654 TURLOCK CA	19105	82.80	100F
07/25	LOVES COUNTRY 0002238 RIPON CA	19105	104.79	100F
07/26	HOLIDAY MARKET #41 ALTURAS CA	19105	92.09	100F
07/27	CHEVRON 0089270 ALTURAS CA	19105	100.00	100F
07/27	BEST WESTERN HOTELS 530-8681251 CA	19105	115.57	100F
07/27	BEST WESTERN HOTELS 530-8681251 CA	19105	115.57	100F
07/28	TRAILSIDE INN ALTURAS CA	19105	99.00	100F
07/28	PILOT 00010199 ORLAND CA	19105	80.00	100F
07/27	BEST WESTERN HOTELS 530-8681251 CA	19105	115.57	100F
07/28	TRAILSIDE INN ALTURAS CA	19105	99.00	100F
07/28	PILOT 00010199 ORLAND CA	19105	27.45	100F
07/27	BEST WESTERN HOTELS 530-8681251 CA	19105	115.57	100F
07/28	TRAILSIDE INN ALTURAS CA	19105	99.00	100F
07/27	PIZZA & PASTA PLACE INC ALTURAS CA	19105	51.35	100F
07/28	PILOT 00010199 ORLAND CA	19105	5.39	100F
07/28	TRAILSIDE INN ALTURAS CA	19105	99.00	100F
07/28	SPEEDWAY 4886 BURNEY CA	19105	86.00	100F
07/27	TRAILSIDE INN ALTURAS CA	19105	126.50	100F
07/28	WAGON WHEEL RESTAURANT 530-2335166 CA	19105	45.05	100F
07/27	TRAILSIDE INN ALTURAS CA	19105	126.50	100F
07/27	HOLIDAY MARKET #41 ALTURAS CA	19105	19.42	100F
07/27	BRASS RAIL RESTAURANT ALTURAS CA	19105	65.51	100F
07/27	TRAILSIDE INN ALTURAS CA	19105	121.00	100F
07/27	TRAILSIDE INN ALTURAS CA	19105	99.00	100F
07/28	TRAILSIDE INN ALTURAS CA	19105	99.00	100F
07/28	TRAILSIDE INN ALTURAS CA	19105	99.00	100F
07/29	CKE JAVA DOC 708 ALTURAS CA	19105	38.98	100F
07/28	TRAILSIDE INN ALTURAS CA	19105	121.00	100F
07/28	TRAILSIDE INN ALTURAS CA	19105	99.00	100F
07/29	TRAILSIDE INN ALTURAS CA	19105	99.00	100F
07/29	TRAILSIDE INN ALTURAS CA	19105	99.00	100F
07/30	WAGON WHEEL RESTAURANT 530-2335166 CA	19105	45.05	100F
07/29	TRAILSIDE INN ALTURAS CA	19105	99.00	100F
07/29	TRAILSIDE INN ALTURAS CA	19105	121.00	100F
07/29	THE ONE THAI OISHI ALTURAS CA	19105	76.95	100F
07/29	HOLIDAY MARKET #41 ALTURAS CA	19105	30.12	100F
07/31	ALTURAS AUTO PARTS ALTURAS CA	19105	20.37	100F
07/31	RUBIOS TAQUERIA ALTURAS CA	19105	32.00	100F
07/31	WAGON WHEEL RESTAURANT 530-2335166 CA	19105	50.41	100F
07/30	TRAILSIDE INN ALTURAS CA	19105	99.00	100F
07/30	THE ONE THAI OISHI ALTURAS CA	19105	81.24	100F
07/30	TRAILSIDE INN ALTURAS CA	19105	99.00	100F
07/30	TRAILSIDE INN ALTURAS CA	19105	99.00	100F

*CA*  
*Wildland*

ACCOUNT ACTIVITY (CONTINUED)

Date of Transaction	Merchant Name or Transaction Description		\$ Amount	
07/31	HOLIDAY MARKET #41 ALTURAS CA	19105	28.82	100F
07/30	TRAILSIDE INN ALTURAS CA	19105	99.00	100F
07/31	HOLIDAY MARKET #41 ALTURAS CA	19105	6.38	100F
08/01	STEAK N SHAKE 7701 RENO NV	19105	43.88	100F
07/31	TRAILSIDE INN ALTURAS CA	19105	99.00	100F
08/02	CHEVRON 0208744 NORTH FORK CA	19106	7.53	100F
08/02	WAL-MART #5832 FRESNO CA	19106	80.34	100F
07/31	TRAILSIDE INN ALTURAS CA	19105	99.00	100F
08/01	WAGON WHEEL RESTAURANT 630-2335166 CA	19105	54.70	100F
07/31	TRAILSIDE INN ALTURAS CA	19105	99.00	100F
08/02	CKE'S SMOKEHOUSE 41 4071 OAKHURST CA	19106	78.81	100F
07/31	TRAILSIDE INN ALTURAS CA	19105	99.00	100F
08/02	SILVERTON HOTEL CASINOHQ 8005887711 NV	19106	111.87	100F
08/02	SILVERTON HOTEL CASINOHQ 8005887711 NV	19106	111.87	100F
08/02	SILVERTON HOTEL CASINOHQ 8005887711 NV	19106	111.87	100F
08/02	SILVERTON HOTEL CASINOHQ 8005887711 NV	19106	111.87	100F
08/03	PETE'S PLACE OAKHURST CA	19106	69.80	100F
08/04	PETE'S PLACE OAKHURST CA	19106	52.32	100F
08/03	BEST WESTERN VILLAGE INN FRESNO CA	19106	104.60	100F
08/03	BEST WESTERN VILLAGE INN FRESNO CA	19106	104.60	100F
08/03	EL CID MEXICAN CUISINE OAKHURST CA	19106	80.11	100F
08/03	BEST WESTERN VILLAGE INN FRESNO CA	19106	104.60	100F
08/03	BEST WESTERN VILLAGE INN FRESNO CA	19106	104.60	100F
08/04	REIMER'S CANDIES AND GIF OAKHURST CA	19106	37.18	100F
08/05	PETE'S PLACE OAKHURST CA	19106	43.95	100F
08/04	RALEY'S #340 OAKHURST CA	19106	13.85	100F
08/06	HOLIDAY INN EXP OAKHURST OAKHURST CA	19106	590.52	100F
08/06	HOLIDAY INN EXP OAKHURST OAKHURST CA	19106	590.52	100F
08/07	DOG HOUSE GRILL FRESNO CA	19106	68.25	100F
08/06	BUFFALO WILD WINGS 0284 FRESNO CA	19106	77.23	100F
08/08	DOG HOUSE GRILL FRESNO CA	19106	66.21	100F
08/09	NEWBERRY MINI MARKET & T NEWBERRY SPRI CA	19106	140.00	100F
08/08	MCDONALD'S M7111 OF CA CLOVIS CA HOWARD LOGSDON TRANSACTIONS THIS CYCLE (CARD 6515) \$6767.37	19106	24.48	100F
08/07	WAL-MART #1879 BARSTOW CA	19094	46.67	100F
08/08	NAPA AUTO 0025669 LAKE ISABELLA CA BILL TAVARES TRANSACTIONS THIS CYCLE (CARD 6558) \$81.14	19094	34.57	100F
07/09	UPS (800) 811-1848 MESA AZ	19974	178.25	100F
07/16	IMAGETREND INC 952-4891589 MN RICHARD MOONEY TRANSACTIONS THIS CYCLE (CARD 6572) \$529.25	19987	350.00	100F
07/18	COSTCO WHSE #1028 MESA AZ	19004	866.39	100F
07/20	ALL TRAILS HTTPWWW.ALLT CA BRETT BROMAN TRANSACTIONS THIS CYCLE (CARD 6630) \$926.38	19004	59.99	100F
07/27	CHEVRON 0099270 ALTURAS CA	19095	37.00	100F
08/01	JRANCHERIA/C STATION JACKSON CA	19095	100.00	100F
08/06	HOLIDAY INN EXP OAKHURST OAKHURST CA	19095	590.52	100F
08/06	HOLIDAY INN EXP OAKHURST OAKHURST CA MARK BLACKSTONE TRANSACTIONS THIS CYCLE (CARD 8608) \$1318.04	19095	590.52	100F
07/09	OFFICE DEPOT #5101 800-463-3768 AZ	100F 19077	76.00	150F 19078 \$2533
07/11	AMZN Mktip US*MJ4CM3ST0 Amzn.com/bill WA	19077	48.58	100F
07/20	Amazon.com*MV2TF6E00 Amzn.com/bill WA	100F 19077	47.48	150F 19078 \$1500
07/21	AMZN Mktip US*MV0DW7T22 Amzn.com/bill WA	19077	108.45	100F
07/22	AMZN Mktip US*MV54A4SD1 Amzn.com/bill WA	100F 19077	85.56	150F 19078 \$2950
07/27	AMZN Mktip US*MV8IW4DQ2 Amzn.com/bill WA	19077	30.90	100F
07/27	AMZN Mktip US*MV6VY32E0 Amzn.com/bill WA	19077	30.76	100F
07/29	AMZN Mktip US*MF6PI43J1 Amzn.com/bill WA	19077	270.74	100F
07/30	WALMART.COM 800-866-8548 AR	100F 19077	239.00	150F 19078 \$7900
07/30	ALTURAS TIRE CENTER ALTURAS CA	19077	957.24	100F
07/30	ALTURAS TIRE CENTER ALTURAS CA	19076	1,002.24	100F
08/02	AMZN Mktip US*MF52L2FR2 Amzn.com/bill WA	19077	125.19	100F



### ACCOUNT ACTIVITY (CONTINUED)

Date of Transaction	Merchant Name or Transaction Description	\$ Amount
08/03	Amazon.com*MF6049ZH2 Amzn.com/bill WA 100F 19077 \$8767	175.35 150F 19078 \$8768
08/03	GIBBS INTERNATIONAL INC FRESNO CA 19077	392.19 150F
08/03	STROBES N MORE 401-454-4487 RI 19077	537.13 100F
08/04	OFFICEMAX/DEPOT 6678 800-463-3768 AZ 100F 19077 \$1286	182.79 150F 19078 \$6093
08/05	FEDEX 522454292 MEMPHIS TN 19077	25.77 100F
08/05	Amazon.com*MF8629010 Amzn.com/bill WA 19050	163.43 400F
08/05	Amazon.com*MF4D676N1 Amzn.com/bill WA 19077	87.67 100F
08/07	AMZN Mktp US*MF9UD2P82 Amzn.com/bill WA 19050	213.24 400F
08/05	OFFICE DEPOT #5101 800-463-3768 AZ 100F 19077 \$3248	48.71 150F 19078 \$1163
08/07	Amazon.com*MF7NF0211 Amzn.com/bill WA 19050	164.35 400F
08/06	OFFICE DEPOT #5101 800-463-3768 AZ 19077	94.11 100F
08/07	AMZN Mktp US*MF8N24P32 Amzn.com/bill WA 19077	225.27 100F
08/08	AMZN Mktp US*MF5AQ1V10 Amzn.com/bill WA 19077	144.48 150F
08/08	OFFICE DEPOT #5910 800-463-3768 PA 19077	8.44 100F
08/09	AMZN Mktp US*MF7HD85HO Amzn.com/bill WA 19050	215.17 400F
08/09	Amazon.com*MF80H35U0 Amzn.com/bill WA 19077	141.38 100F
VAUGHN-CROSHAW TRANSACTIONS THIS CYCLE (CARD 0687) \$5769.60		
07/18	ONE BEAT CPR LEARNING 855-683-2328 FL 19005	1,185.00 400F
07/30	ONE BEAT CPR LEARNING 855-683-2328 FL 19034	2,240.00 400F
TINA GEROLA TRANSACTIONS THIS CYCLE (CARD 6473) \$3426.00		
07/21	EB CONSTRUCTION UNDER 801-413-7200 CA 19075	26.95 100F
07/22	FRONTIER ACE HARDWARE APACHE JUNCTI AZ 19075	7.66 100F
07/23	AMZN Mktp US*MV4QN4701 Amzn.com/bill WA 19075	210.41 100F
08/08	FIRE PROTECTION PUB 406-744-5892 OK 19075	618.00 100F
08/07	LION GROUP 937-415-2850 OH 19075	499.68 100F
08/09	AMZN Mktp US*MF3ZP1H40 Amzn.com/bill WA 19075	86.58 100F
FOX TANNER TRANSACTIONS THIS CYCLE (CARD 2889) \$1447.28		
07/23	ARMSTRONG MEDICAL 800-323-4220 IL 18994	254.19 100F
07/28	FEDEX 94687697 800-4633339 TN 19078	19.57 100F
07/28	WALMART.COM AY 800-966-8546 AR 19077	108.13 100F
07/29	STAPLS7310730709000001 877-8267755 NJ 100F 19023 \$65157	977.36 150F 19111 \$32579
07/30	OSI*UNITEDSTATESFLAG 877-734-2456 PA 100F 19031 \$21632	324.49 150F 19108 \$10817
08/08	STAPLS7310730709000002 877-8267755 NJ 100F 19023 \$3914	58.74 150F 19111 \$1957
KELLY BARTZ TRANSACTIONS THIS CYCLE (CARD 3849) \$1740.48		

2020 Totals Year-to-Date	
Total fees charged in 2020	\$0.00
Total interest charged in 2020	\$0.00

Year-to-date totals do not reflect any fee or interest refunds you may have received.

### INTEREST CHARGES

Your Annual Percentage Rate (APR) is the annual interest rate on your account.

Balance Type	Annual Percentage Rate (APR)	Balance Subject To Interest Rate	Interest Charges
<b>PURCHASES</b>			
Purchases	10.24%(v)(d)	-0-	-0-
<b>CASH ADVANCES</b>			
Cash Advances	19.24%(v)(d)	-0-	-0-
<b>BALANCE TRANSFERS</b>			
Balance Transfer	10.24%(v)(d)	-0-	-0-

31 Days in Billing Period

(v) = Variable Rate  
(d) = Daily Balance Method (including new transactions)  
(a) = Average Daily Balance Method (including new transactions)  
Please see Information About Your Account section for the Calculation of Balance Subject to Interest Rate, Annual Renewal Notice, How to Avoid Interest on Purchases, and other important information, as applicable.

# **Superstition Fire & Medical District Monthly Pinal County Treasurer's Bank Account Reconciliation**

## **200 Capital Projects Fund**

### **Reconciliation References:**

- A Previous month's bank ending balance / current month's bank beginning balance
- B Interest Income
- C Current month's property tax receipts (real and personal)
- D Current month's Accounts Payable disbursements
- E Current month's bank ending balance
- F Cash Balance per G/L Balance Sheet



**Superstition Fire & Medical District  
Capital Project (Fund 200) Cash Reconciliation  
Fiscal Year 2019- 2020  
8/31/2020**

	Deposits (Cash Receipts)	Cash Disbursements	Book Balance
Book Balance as of: 8/1/2020			<u>\$576,278.11</u> (A)
<u>Activity During the Month</u>			
Journal Entries:			
Interest Income (Expense):	378.96		378.96 (B)
Deposits			-
Revenue Transfer			-
Cash Receipts			
2017 Real Estate Taxes	(115.06)		(115.06)
2018 Real Estate Taxes	0.19		0.19
2019 Real Estate Taxes	1,007.44		1,007.44
2020 Real Estate Taxes	609.99		609.99
2017 Pers. Prop. Taxes	55.80		55.80
2018 Pers. Prop. Taxes	(797.54)		(797.54)
2019 Pers. Prop. Taxes	100.92		100.92
2020 Pers. Prop. Taxes	15.41		15.41
SRP Contributions			-
Cash Disbursements			
A) Accounts Payable		(26,510.00)	(26,510.00) (D)
B) Transfer In / Out			-
C) Refund Interest			0.00
	<u>\$1,256.11</u>	<u>(26,510.00)</u>	<u>\$551,024.22</u>
<u>Pinal County Bank Balance</u>			
Ending Bank Balance as of: 8/31/2020	Balance from YTD Column		<u>\$ 551,024.22</u> (E)
Less: Outstanding Warrants	Check #		
Less:			-
			-
			<u>\$ 551,024.22</u>
Prepared by: <u>Trish Decker 9/1/2020</u>			Balance per B/S \$ 551,024.22 (F)
Reviewed by: <u>Roger Wood 9/3/2020</u>			Difference \$ -



Pinal County Treasurer

Monthly Statement

Date Range: 8/1/2020 to 8/31/2020

Account	Period	YTD		
<b>6116421101</b>	<b>Superstition Fire &amp; Medical Dist Capital Projects</b>			
Begin Balance:	(A) 576,278.11	597,523.74		
Income:	1,256.11	2,978.89		
LOC Advance:	.00	.00		
Expense:	(26,510.00)	(49,478.41)	LOC:	.00
LOC Payments:	.00	.00	Warrants Outstanding:	.00
Cash Balance:	(E) 551,024.22	551,024.22	End:	551,024.22

Monthly Statement Summary

Source Code	Description	MTDAmount	YTDAmount
<b>6116421101</b>	<b>Superstition Fire &amp; Medical Dist Capital Projects</b>	<b>Beginning Balance:</b>	<b>576,278.11</b>
			<b>597,523.74</b>
11100.2017	2017 Real Estate Taxes	(115.06)	(314.15)
11100.2018	2018 Real Estate Taxes	.19	4.54
11100.2019	2019 Real Estate Taxes	1,007.44	2,815.97
11100.2020	2020 Real Estate Taxes	609.99	609.99
12100.2017	2017 Personal Property Taxes	55.80	43.93
12100.2018	2018 Personal Property Taxes	(797.54)	(1,530.18)
12100.2019	2019 Personal Property Taxes	100.92	494.15
12100.2020	2020 Personal Property Taxes	15.41	15.41
21100.43	Wells Fargo Trust Investment Interest	.10	.20
21100.46	Wells Fargo Investment Investment Interest	2.59	6.31
21100.47	WF Money Market Investment Interest	21.56	40.43
21100.55	Multi-Bank Securities Investment Interest	.00	54.34
21100.70	Vining Sparks Investment Interest	354.71	594.65
21100.80	Stifel Nicolaus & Company Investment Interest	.00	105.16
73750.0	Revenue Transfer	.00	38.14
90400.0	Refund Interest	.00	(1.78)
90930.0	Warrants Redeemed	(26,510.00)	(49,476.63)
	<b>Ending Balance:</b>	<b>551,024.22</b>	<b>551,024.22</b>

Handwritten notes: (C) \$87715, (B) \$37896, (D)

Monthly Statement Detail

Date	Notes	Doc #	Amount	C/D
<b>6116421101 Superstition Fire &amp; Medical Dist Capital Projects</b>			<b>Beginning Balance: 576,278.11</b>	
11100.2017 2017 Real Estate Taxes			Source Code Total: (115.06)	
08/04	Tax Distribution	0	(11.20)	C
08/04	Tax Distribution	0	(27.10)	C
08/04	Tax Distribution	0	(24.15)	C
08/04	Tax Distribution	0	(18.92)	C
08/05	Tax Distribution	0	(1.90)	C
08/06	Tax Distribution	0	(13.25)	C
08/06	Tax Distribution	0	(18.54)	C
11100.2018 2018 Real Estate Taxes			Source Code Total: .19	
08/27	Tax Distribution	0	.19	C
11100.2019 2019 Real Estate Taxes			Source Code Total: 1,007.44	
08/03	Tax Distribution	0	17.76	C
08/03	Tax Distribution	0	39.68	C
08/03	Tax Distribution	0	19.44	C
08/03	Tax Distribution	0	71.35	C
08/04	Tax Distribution	0	5.37	C
08/04	Tax Distribution	0	.26	C
08/05	Tax Distribution	0	94.90	C
08/05	Tax Distribution	0	18.66	C



Pinal County Treasurer

Monthly Statement

Date Range: 8/1/2020 to 8/31/2020

08/05 Tax Distribution	0	15.15	C
08/06 Tax Distribution	0	26.17	C
08/07 Tax Distribution	0	8.69	C
08/10 Tax Distribution	0	72.46	C
08/10 Tax Distribution	0	.33	C
08/11 Tax Distribution	0	4.30	C
08/11 Tax Distribution	0	18.26	C
08/12 Tax Distribution	0	9.08	C
08/14 Tax Distribution	0	.44	C
08/14 Tax Distribution	0	11.88	C
08/14 Tax Distribution	0	5.63	C
08/17 Tax Distribution	0	27.43	C
08/17 Tax Distribution	0	23.66	C
08/18 Tax Distribution	0	256.79	C
08/19 Tax Distribution	0	4.08	C
08/21 Tax Distribution	0	29.25	C
08/21 Tax Distribution	0	36.70	C
08/24 Tax Distribution	0	13.51	C
08/24 Tax Distribution	0	12.57	C
08/25 Tax Distribution	0	5.00	C
08/25 Tax Distribution	0	19.56	C
08/26 Tax Distribution	0	7.01	C
08/26 Tax Distribution	0	9.38	C
08/27 Tax Distribution	0	.19	C
08/27 Tax Distribution	0	12.74	C
08/28 Tax Distribution	0	.01	C
08/28 Tax Distribution	0	25.74	C
08/31 Tax Distribution	0	.62	C
08/31 Tax Distribution	0	83.39	C
<b>11100.2020 2020 Real Estate Taxes</b>		<b>Source Code Total: 609.99</b>	
08/26 Tax Distribution	0	103.40	C
08/26 Tax Distribution	0	9.82	C
08/26 Tax Distribution	0	48.20	C
08/27 Tax Distribution	0	18.28	C
08/27 Tax Distribution	0	9.17	C
08/27 Tax Distribution	0	89.52	C
08/28 Tax Distribution	0	3.71	C
08/31 Tax Distribution	0	51.35	C
08/31 Tax Distribution	0	133.59	C
08/31 Tax Distribution	0	142.95	C
<b>12100.2017 2017 Personal Property Taxes</b>		<b>Source Code Total: 55.80</b>	
08/04 Tax Distribution	0	2.92	C
08/05 Tax Distribution	0	2.78	C
08/05 Tax Distribution	0	5.42	C
08/06 Tax Distribution	0	12.44	C
08/07 Tax Distribution	0	2.79	C
08/07 Tax Distribution	0	7.16	C
08/10 Tax Distribution	0	4.71	C
08/26 Tax Distribution	0	3.08	C
08/28 Tax Distribution	0	7.80	C
08/31 Tax Distribution	0	6.70	C
<b>12100.2018 2018 Personal Property Taxes</b>		<b>Source Code Total: (797.54)</b>	
08/03 Tax Distribution	0	2.89	C
08/04 Tax Distribution	0	(336.50)	C
08/04 Tax Distribution	0	(256.78)	C
08/05 Tax Distribution	0	.74	C
08/05 Tax Distribution	0	(112.88)	C





Pinal County Treasurer

Monthly Statement

Date Range: 8/1/2020 to 8/31/2020

08/06	Tax Distribution	0	3.82	C
08/06	Tax Distribution	0	(122.79)	C
08/06	Tax Distribution	0	.35	C
08/10	Tax Distribution	0	3.50	C
08/24	Tax Distribution	0	.19	C
08/25	Tax Distribution	0	1.05	C
08/26	Tax Distribution	0	3.06	C
08/28	Tax Distribution	0	7.80	C
08/31	Tax Distribution	0	1.42	C
08/31	Tax Distribution	0	6.59	C
<b>12100.2019 2019 Personal Property Taxes</b>			<b>Source Code Total: 100.92</b>	
08/03	Tax Distribution	0	1.16	C
08/04	Tax Distribution	0	1.63	C
08/04	Tax Distribution	0	4.78	C
08/04	Tax Distribution	0	7.32	C
08/05	Tax Distribution	0	7.21	C
08/06	Tax Distribution	0	4.57	C
08/10	Tax Distribution	0	3.50	C
08/11	Tax Distribution	0	1.03	C
08/11	Tax Distribution	0	1.27	C
08/11	Tax Distribution	0	.97	C
08/13	Tax Distribution	0	1.43	C
08/14	Tax Distribution	0	.06	C
08/17	Tax Distribution	0	4.76	C
08/19	Tax Distribution	0	9.58	C
08/20	Tax Distribution	0	1.55	C
08/20	Tax Distribution	0	.65	C
08/21	Tax Distribution	0	.02	C
08/21	Tax Distribution	0	28.23	C
08/24	Tax Distribution	0	3.31	C
08/24	Tax Distribution	0	1.38	C
08/25	Tax Distribution	0	.80	C
08/25	Tax Distribution	0	1.05	C
08/26	Tax Distribution	0	2.89	C
08/28	Tax Distribution	0	.05	C
08/31	Tax Distribution	0	6.48	C
08/31	Tax Distribution	0	5.24	C
<b>12100.2020 2020 Personal Property Taxes</b>			<b>Source Code Total: 15.41</b>	
08/26	Tax Distribution	0	.02	C
08/27	Tax Distribution	0	1.02	C
08/28	Tax Distribution	0	6.51	C
08/31	Tax Distribution	0	6.38	C
08/31	Tax Distribution	0	1.48	C
<b>21100.43 Wells Fargo Trust Investment Interest</b>			<b>Source Code Total: .10</b>	
08/04	Investment Interest	0	.10	C
<b>21100.46 Wells Fargo Investment Investment Interest</b>			<b>Source Code Total: 2.59</b>	
08/03	Investment Interest	0	2.59	C
<b>21100.47 WF Money Market Investment Interest</b>			<b>Source Code Total: 21.56</b>	
08/03	Investment Interest	0	21.56	C
<b>10.70 Vining Sparks Investment Interest</b>			<b>Source Code Total: 354.71</b>	
08/10	Investment Interest	0	43.43	C
08/10	Investment Interest	0	51.70	C
08/18	Investment Interest	0	49.06	C
08/19	Investment Interest	0	47.06	C
08/19	Investment Interest	0	103.43	C
08/21	Investment Interest	0	44.06	C
08/31	Investment Interest	0	15.97	C



Pinal County Treasurer

Monthly Statement

Date Range: 8/1/2020 to 8/31/2020

90930.0 Warrants Redeemed			Source Code Total: (26,510.00)
08/19	Paid Warrants	0	(21,011.00) D
08/21	Paid Warrants	0	(64.00) D
08/26	Paid Warrants	0	(5,435.00) D
6116421101 Superstition Fire & Medical Dist Capital Projects			<b>Ending Balance: 551,024.22</b>

**Warrant Detail**

Payee Name	Warrant	Amount	Issue Dt	Status Dt	Voucher
<b>6116421101 Superstition Fire &amp; Medical Dist Capital Projects</b>					Account Total: 26,510.00
Fund: 1107					Fund Total: 26,510.00
Status: PAID					Status Total: 26,510.00 <span style="border: 1px solid black; border-radius: 50%; padding: 2px;">D</span>
CITY OF MESA	1107000611	64.00	08/12/20	08/21/20	
US DIGITAL DESIGNS, INC.	1107000612	21,011.00	08/12/20	08/19/20	
AA COOLING AND HEATING LLC	1107000613	5,435.00	08/19/20	08/26/20	
	Count	Amount			
Total PAID:	3	26,510.00			

**Superstition Fire & Medical District**  
**AP Check Register (Current by Bank)**  
Check Dates: 8/1/2020 to 8/31/2020

ck No.	Date	Status*	Vendor ID	Payee Name	Amount
<b>BANK ID: CP - CAPITAL PROJECTS FUND</b>					<b>200-10-10200-10</b>
611	08/12/20	P	CITOM	City of Mesa	\$64.00
612	08/12/20	P	USDIGD	US Digital Designs, Inc.	\$21,011.00
613	08/19/20	P	AACOOL	AA Cooling and Heating LLC	\$5,435.00
<b>BANK CP REGISTER TOTAL:</b>					<b>\$26,510.00</b>
<b>GRAND TOTAL :</b>					<b>\$26,510.00</b>

①

\* Check Status Types: "P" - Printed ; "M" - Manual ; "V" - Void ( Void Date ) ; "A" - Application; "E" - EFT  
\*\* Denotes broken check sequence.

**Superstition Fire & Medical District**

Balance Sheet

As of 8/31/2020

FUND: (200) Capital Projects Fund

**Assets**

**Current Assets**

Fund Cash - Capital Projects

\$551,024.22

*551,024.22 (F)*

Due From other funds

1,275,295.36

Total Current Assets

\$1,826,319.58

**Total Assets**

\$1,826,319.58

**Liabilities and Equity**

**Equity**

Fund Balance - Capital Projects

\$1,871,810.10

Current Year Profit/Loss

(45,490.52)

Total Equity

1,826,319.58

**Total Liabilities and Equity**

\$1,826,319.58

**Superstition Fire & Medical District  
Monthly Pinal County Treasurer's Bank Account Reconciliation**

**400 Special Revenue Fund**

**Reconciliation References:**

- A Previous month's bank ending balance / current month's bank beginning balance
- B Interest Income
- C Current month's Deposits / Donations
- D Current month's revenue transfer to 100 Fund
- E Current month's Accounts Payable disbursements
- F Current month's bank ending balance
- G Accounts Payable checks outstanding at month-end
- H Cash Balance per G/L Balance Sheet
- I Chase MasterCard credit card payment – warrant #1105000295 (paid 8/12/2020)



**Superstition Fire & Medical District  
Special Revenue (Fund 400) Cash Reconciliation  
Fiscal Year 2019 - 2020  
8/31/2020**

	Deposits (Cash Receipts)	Cash Disbursements	Book Balance
Book Balance as of: 8/1/2020			<u>\$60,750.18</u> (A)
<u>Activity During the Month</u>			
Journal Entries:			
Interest Income (Expense):	39.38		39.38 (B)
Cash Receipts			
46750 FEMA Grant Receipts			-
47020 AED Donations	4,850.00		4,850.00 (C)
47100 EMS Cardiac Donations			-
47110 EMS Equipment Donations			-
47120 Prevention/Pub Ed Donations	1,000.00		1,000.00 (C)
47130 General Donations			-
Deposits			
Revenue Transfer	(100.00)		(100.00) (D)
Cash Disbursements			
A) Accounts Payable		(6,479.70)	(6,479.70) (E)
B) Transfer In / Out			-
C) Refund Interest			-
	<u>\$5,789.38</u>	<u>(6,479.70)</u>	<u>\$60,059.86</u>

Pinal County Bank Balance

Ending Bank Balance as of: 8/31/2020	Balance from YTD Column	<u>\$ 60,059.86</u> (F)
--------------------------------------	-------------------------	-------------------------

Less: Outstanding Warrants	Check #		
	293	(704.93)	(704.93) (G)
	294	(3,542.75)	(3,542.75) (G)
	296	(48.11)	(48.11) (G)
		<u>\$ 55,764.07</u>	

Prepared by: Joseph Duke 9/1/2020

Reviewed by: Roger Wood 9/3/2020

Balance per B/S \$ 55,764.07 (H)

Difference \$ -



Pinal County Treasurer

Monthly Statement

Date Range: 8/1/2020 to 8/31/2020

Account	Period	YTD		
<b>6116422901</b>	<b>Superstition Fire &amp; Medical Dist Special Revenue</b>			
Begin Balance:	(A) 60,750.18	52,693.46		
Income:	5,789.38	14,021.19		
LOC Advance:	.00	.00		
Expense:	(6,479.70)	(6,654.79)	LOC:	.00
LOC Payments:	.00	.00	Warrants Outstanding:	(4,295.79)
Cash Balance:	(E) 60,059.86	60,059.86	End:	55,764.07

Monthly Statement Summary

Source Code	Description	MTDAmount	YTDAmount
<b>6116422901</b>	<b>Superstition Fire &amp; Medical Dist</b>	<b>Beginning Balance:</b> 60,750.18	52,693.46
	<b>Special Revenue</b>		
21100.43	Wells Fargo Trust Investment Interest	.01	.02
21100.46	Wells Fargo Investment Investment Interest	.26	.57
21100.47	WF Money Market Investment Interest	2.06	3.78
21100.55	Multi-Bank Securities Investment Interest	.00	4.81
21100.70	Vining Sparks Investment Interest	37.05	58.78
21100.80	Stifel Nicolaus & Company Investment Interest	.00	9.67
73160.0	Deposits	5,850.00	14,043.56
73750.0	Revenue Transfer	(100.00)	(100.00)
90930.0	Warrants Redeemed	(6,479.70)	(6,654.79)
	<b>Ending Balance:</b>	<b>60,059.86</b>	<b>60,059.86</b>

Monthly Statement Detail

Date	Notes	Doc #	Amount	C/D
<b>6116422901 Superstition Fire &amp; Medical Dist Special Revenue</b>			<b>Beginning Balance: 60,750.18</b>	
21100.43	Wells Fargo Trust Investment Interest		Source Code Total: .01	
08/04	Investment Interest	0	.01	C
21100.46	Wells Fargo Investment Investment Interest		Source Code Total: .26	
08/03	Investment Interest	0	.26	C
21100.47	WF Money Market Investment Interest		Source Code Total: 2.06	
08/03	Investment Interest	0	2.06	C
21100.70	Vining Sparks Investment Interest		Source Code Total: 37.05	
08/10	Investment Interest	0	4.55	C
08/10	Investment Interest	0	5.42	C
08/18	Investment Interest	0	5.16	C
08/19	Investment Interest	0	10.85	C
08/19	Investment Interest	0	4.93	C
08/21	Investment Interest	0	4.61	C
08/31	Investment Interest	0	1.53	C
73160.0	Deposits		Source Code Total: 5,850.00	
08/31	400.50.77250.50 CITOAJ/inv 6005, 00390/ck 210556	0	3,230.00	C
08/31	400.10.47120.50 AJ Mounted Rangers/inv 6068/5040	0	1,000.00	C
08/31	400.50.77250.50 Dolce Vita/inv 5988/ck 5955	0	1,620.00	C
73750.0	Revenue Transfer		Source Code Total: (100.00)	
08/31	Transfer City of AJ Payment Portion	0	(100.00)	C
90930.0	Warrants Redeemed		Source Code Total: (6,479.70)	
08/12	Paid Warrants	0	(2,301.28)	D
08/18	Paid Warrants	0	(4,178.42)	D
6116422901 Superstition Fire & Medical Dist Special Revenue			<b>Ending Balance: 60,059.86</b>	

Warrant Detail

Payee Name	Warrant	Amount	Issue Dt	Status	Voucher
6116422901 Superstition Fire & Medical Dist Special Revenue					Account Total: 10,775.49



Pinal County Treasurer

Monthly Statement

Date Range: 8/1/2020 to 8/31/2020

Status: OUTS

Status Total: 4,295.79

SHOPPERS SUPPLY, LLC  
ABATIX CORP  
ST HELEN AUTO & HARDWARE, INC.

1105000293  
1105000294  
1105000296

704.93 08/05/20 08/06/20  
3,542.75 08/12/20 08/12/20  
48.11 08/26/20 08/27/20

Status Total: 6,479.70

Status: PAID

BOUND TREE MEDICAL LLC  
CHASE

1105000292  
1105000295

2,301.28 08/05/20 08/12/20  
4,178.42 08/12/20 08/18/20

Count

Amount

Total OUTS:

3

4,295.79

Total PAID:

2

6,479.70

(L)

(E)





**Superstition Fire & Medical District**

**AR Payment Register (Detail)**

Bank ID: Equal To S

Check No. / Payment ID	Payee Name / Customer Name	Invoice No. / Account Number	Amount Paid
<b>BANK: S - SPECIAL REVENUE FUND</b>			
<b>DEPOSIT: 2,856      DATE: 08/31/20</b>			
5040	AJ Mounted Rangers/6068/5040 X (DONATION)	Check Invoice : 006068	\$1,000.00 \$1,000.00
			<b>CHECK # 5040 TOTAL: \$1,000.00</b>
5955	Dolce Vita/inv 5988/5955 X (DONATION)	Check Invoice : 005988	\$1,620.00 \$1,620.00
			<b>CHECK # 5955 TOTAL: \$1,620.00</b>
			<b>DEPOSIT 2,856 TOTAL: \$2,620.00</b>
<b>DEPOSIT: 2,858      DATE: 08/31/20</b>			
210556	CITOAJ/6005/210556 X (DONATION)	Check Invoice : 006005	\$3,130.00 \$3,130.00
			<b>CHECK # 210556 TOTAL: \$3,130.00</b>
			<b>DEPOSIT 2,858 TOTAL: \$3,130.00</b>
			<b>TOTAL FOR BANK ID: S \$5,750.00</b>
			<b>GRAND TOTAL OF ALL CHECKS: \$5,750.00</b>
			<b>GRAND TOTAL OF ALL CREDIT CARDS: \$0.00</b>
			<b>GRAND TOTAL OF ALL CASH: \$0.00</b>
			<b>GRAND TOTAL OF ALL EFT: \$0.00</b>
			<b>GRAND TOTAL OF ALL PAYMENTS: \$5,750.00</b>
			<b>GRAND TOTAL OF ALL ADJUSTMENTS: \$0.00</b>
			<b>COMBINED TOTAL: \$5,750.00</b>

Transfer to  
100F

5,750.00	*	Ⓚ
100.00	-	Ⓚ
5,650.00	*	Ⓚ



Roger Wood Superstition Fire & Medical District [Home](#) [Contact Us](#) [Help](#) [Logout](#)

- Inquiry ▲
- GL Accounts
- GL Transactions
- Warrant Search
- Treasurer Receipts
- Warrant Maintenance ▲
- Warrant Accounts
- Add New Warrant
- Bulk Upload Warrants
- Fund Transfers ▲
- Fund Transfer
- Bulk Upload Transfers
- Treasurer Receipts ▲
- Add New Receipt
- Upload Receipt File
- Reports ▲
- Monthly Statement
- Tax Distribution
- Top 50 Tax Payers
- Authority Assessments
- Authority Tax Payments
- Warrants Over 1 Year
- School Summary
- LOC Advances Summary
- Tax Adjustments by Auth
- Profile ▲
- My Profile

**New Fund Transfer**

**Add New Fund Amount**

Revenue/Expense:  To/From:  GL Account:

Amount:  Notes:

**Fund Amount Added!**

	GL Account	Source	Source Desc	Notes	Amount
✘	6116422901	73750.0	Revenue Transfer	Transfer City of AJ Payment Portion	(\$100.00)
✘	6116421001	73750.0	Revenue Transfer	Transfer City of AJ Payment Portion	\$100.00

Using a modern browser ensures the best user experience on this website.  
 You can check your browser is up to date by clicking [Browser Compatibility Check](#).

**Superstition Fire & Medical District**  
**AP Check Register (Current by Bank)**  
 Check Dates: 8/1/2020 to 8/31/2020

ck No.	Date	Status*	Vendor ID	Payee Name	Amount
<b>BANK ID: S - SPECIAL REVENUE FUND</b>					<b>400-10-10400-10</b>
292	08/05/20	P	BOUTC	Bound Tree Medical LLC	\$2,301.28 <i>E</i>
293	08/05/20	P	SHOPSU	Shoppers Supply, LLC	\$704.93 <i>G</i>
294	08/12/20	P	ABATIX	Abatix Corp	\$3,542.75
295	08/12/20	P	CHASEM	Chase	\$4,178.42 <i>E</i>
296	08/26/20	P	FROACE	St Helen Auto & Hardware, Inc.	\$48.11 <i>G</i>
<b>BANK S REGISTER TOTAL:</b>					<b>\$10,775.49</b>
<b>GRAND TOTAL :</b>					<b>\$10,775.49</b>

\* Check Status Types: "P" - Printed ; "M" - Manual ; "V" - Void ( Void Date ); "A" - Application; "E" - EFT  
 \*\* Denotes broken check sequence.

**Superstition Fire & Medical District**

**Balance Sheet**

As of 8/31/2020

FUND: (400) Special Revenue Fund

**Assets**

**Current Assets**

Fund Cash - Special Revenue Fund

\$55,764.07

Total Current Assets

\$55,764.07

(H)

**Total Assets**

\$55,764.07

**Liabilities and Equity**

**Current Liabilities**

Sales Tax Payable

\$189.00

Total Current Liabilities

\$189.00

**Total Liabilities**

\$189.00

**Equity**

Fund Balance - Special Revenue Fund

\$52,656.98

Current Year Profit/Loss

2,918.09

Total Equity

55,575.07

**Total Liabilities and Equity**

\$55,764.07



September 2020

S	M	T	W	T	F	S
30	31	1	2	3	4	5
6	7	8	9	10	11	12
13	14	15	16	17	18	19
20	21	22	23	24	25	26
27	28	29	30	1	2	3
4	5	6	7	8	9	10

New Balance  
**\$23,098.37**  
 Minimum Payment Due  
**\$4,619.00**  
 Payment Due Date  
**09/04/20**

**Late Payment Warning:** If we do not receive your minimum payment by the due date, you may have to pay a late fee, and existing and new balances may become subject to the Default APR.  
**Minimum Payment Warning:** Enroll in Auto-Pay and avoid missing a payment. To enroll, go to [www.chase.com](http://www.chase.com)

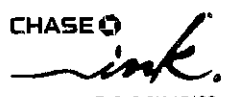
**ACCOUNT SUMMARY**

Account Number: 4246 3152 5232 6481

Previous Balance	\$2,408.97
Payment/Credits	-\$2,863.45
Purchases	+\$23,644.85
Cash Advances	\$0.00
Balance Transfers	\$0.00
Fees Charged	\$0.00
Interest Charged	\$0.00
<b>New Balance</b>	<b>\$23,098.37</b>
Opening/Closing Date	07/11/20 - 08/10/20
Credit Limit	\$50,000
Available Credit	\$26,901
Cash Access Line	\$10,000
Available for Cash	\$10,000
<b>Past Due Amount</b>	<b>\$0.00</b>
<b>Balance over the Credit Limit</b>	<b>\$0.00</b>

400F  
 \$ 4,178.42

VENDOR # \_\_\_\_\_  
 ACCOUNT # \_\_\_\_\_  
 APPROVAL DATE PAID 8/18/20  
 WARRANTY 295



P.O. BOX 15123  
 WILMINGTON, DE 19850-5123  
 For Undeliverable Mail Only

424631525232648100461900023098370000000000

Make your payment at  
[chase.com/paycard](http://chase.com/paycard)

Payment Due Date: 09/04/20  
 New Balance: \$23,098.37  
 Minimum Payment: \$4,619.00  
 Account number: 4246 3152 5232 6481

44183 BEX 9 22320 C  
 ROGER WOOD  
 SUPERSTITION FIRE  
 685 N IDAHO RD  
 APACHE JUNCTION AZ 85119-4014

\$ \_\_\_\_\_ Amount Enclosed  
 Make/Mail to Chase Card Services at the address below:

CARDMEMBER SERVICE  
 PO BOX 6284  
 CAROL STREAM IL 60197-6284



# ACCOUNT ACTIVITY

Date of Transaction      Merchant Name or Transaction Description      \$ Amount

Date of Transaction	Merchant Name or Transaction Description	\$ Amount
07/27	Payment ThankYou Image Check	-1,051.86
07/27	Payment ThankYou Image Check	-138.61
07/27	Payment ThankYou Image Check	-334.02
07/27	Payment ThankYou Image Check	-131.03
07/27	Payment ThankYou Image Check	-714.97
07/27	Payment ThankYou Image Check	-36.48
07/14	EAGLE ENGRAVING ST CHARLES IL	498.95 100F
07/22	GENERAL BUSINESS IMPRESSI APACHE JUNCTI AZ	224.25 100F 19011 \$1495
08/04	AZ DEPT OF REVENUE TMACCONNEL@AZ AZ	105.78 400F 19067 \$9872
08/04	PNP AZ DOR TAXFEE info@pointand MI	2.49 400F 19067 +232
08/04	GENERAL BUSINESS IMPRESSI APACHE JUNCTI AZ	224.25 100F 19071 \$1495
08/03	OFFICEMAX/DEPOT 8678 APACHE JUNCTI AZ	38.11 150F 19048 \$2540
ROGER WOOD TRANSACTIONS THIS CYCLE (CARD 6481) \$1313.14- INCLUDING PAYMENTS RECEIVED		
07/28	TRAILSIDE INN ALTURAS CA	-99.00 100F
08/02	SILVERTON HOTEL CASINOHQ 8005887711 NV	-111.87 100F
08/02	SILVERTON HOTEL CASINOHQ 8005887711 NV	-111.87 100F
08/02	SILVERTON HOTEL CASINOHQ 8005887711 NV	-111.87 100F
08/02	SILVERTON HOTEL CASINOHQ 8005887711 NV	-111.87 100F
07/25	BIG B'S TRAVEL EARLIMART CA	83.46 100F
07/25	PILOT 00381 HESPERIA CA	65.00 100F
07/25	APPLEBEES 946502094654 TURLOCK CA	62.80 100F
07/25	LOVES COUNTRY 00002238 RIPON CA	104.79 100F
07/26	HOLIDAY MARKET #41 ALTURAS CA	92.09 100F
07/27	CHEVRON 0089270 ALTURAS CA	100.00 100F
07/27	BEST WESTERN HOTELS 530-8661251 CA	115.57 100F
07/27	BEST WESTERN HOTELS 530-8661251 CA	115.57 100F
07/28	TRAILSIDE INN ALTURAS CA	99.00 100F
07/26	PILOT 00010199 ORLAND CA	80.00 100F
07/27	BEST WESTERN HOTELS 530-8661251 CA	115.57 100F
07/28	TRAILSIDE INN ALTURAS CA	99.00 100F
07/26	PILOT 00010199 ORLAND CA	27.46 100F
07/27	BEST WESTERN HOTELS 530-8661251 CA	115.57 100F
07/26	TRAILSIDE INN ALTURAS CA	99.00 100F
07/27	PIZZA & PASTA PLACE INC ALTURAS CA	61.36 100F
07/26	PILOT 00010199 ORLAND CA	5.39 100F
07/28	TRAILSIDE INN ALTURAS CA	99.00 100F
07/26	SPEEDWAY 4886 BURNEY CA	86.00 100F
07/27	TRAILSIDE INN ALTURAS CA	126.50 100F
07/28	WAGON WHEEL RESTAURANT 530-2335166 CA	45.05 100F
07/27	TRAILSIDE INN ALTURAS CA	126.50 100F
07/27	HOLIDAY MARKET #41 ALTURAS CA	19.42 100F
07/27	BRASS RAIL RESTAURANT ALTURAS CA	85.51 100F
07/27	TRAILSIDE INN ALTURAS CA	121.00 100F
07/27	TRAILSIDE INN ALTURAS CA	99.00 100F
07/28	TRAILSIDE INN ALTURAS CA	99.00 100F
07/28	TRAILSIDE INN ALTURAS CA	99.00 100F
07/29	CKE JAVA DOC 705 ALTURAS CA	38.98 100F
07/28	TRAILSIDE INN ALTURAS CA	121.00 100F
07/28	TRAILSIDE INN ALTURAS CA	99.00 100F
07/29	TRAILSIDE INN ALTURAS CA	99.00 100F
07/29	TRAILSIDE INN ALTURAS CA	99.00 100F
07/30	WAGON WHEEL RESTAURANT 530-2335166 CA	45.05 100F
07/29	TRAILSIDE INN ALTURAS CA	99.00 100F
07/29	TRAILSIDE INN ALTURAS CA	121.00 100F
07/29	THE ONE THAI OISHI ALTURAS CA	78.96 100F
07/29	HOLIDAY MARKET #41 ALTURAS CA	30.12 100F
07/31	ALTURAS AUTO PARTS ALTURAS CA	20.37 100F
07/31	RUBIOS TAQUERIA ALTURAS CA	32.00 100F
07/31	WAGON WHEEL RESTAURANT 530-2335166 CA	50.41 100F
07/30	TRAILSIDE INN ALTURAS CA	99.00 100F
07/30	THE ONE THAI OISHI ALTURAS CA	81.24 100F
07/30	TRAILSIDE INN ALTURAS CA	99.00 100F
07/30	TRAILSIDE INN ALTURAS CA	99.00 100F

CA  
Wildland

ACCOUNT ACTIVITY (CONTINUED)

Date of Transaction	Merchant Name or Transaction Description	\$ Amount	
07/31	HOLIDAY MARKET #41 ALTURAS CA	28.82	19105 100F
07/30	TRAILSIDE INN ALTURAS CA	99.00	19105 100F
07/31	HOLIDAY MARKET #41 ALTURAS CA	6.38	19105 100F
08/01	STEAK N SHAKE 7701 RENO NV	43.68	19105 100F
07/31	TRAILSIDE INN ALTURAS CA	99.00	19105 100F
08/02	CHEVRON 0208744 NORTH FORK CA	7.53	19106 100F
08/02	WAL-MART #5632 FRESNO CA	80.34	19106 100F
07/31	TRAILSIDE INN ALTURAS CA	99.00	19105 100F
08/01	WAGON WHEEL RESTAURANT 630-2335168 CA	54.70	19105 100F
07/31	TRAILSIDE INN ALTURAS CA	99.00	19105 100F
08/02	CKE'S SMOKEHOUSE 41 4071 OAKHURST CA	76.81	19106 100F
07/31	TRAILSIDE INN ALTURAS CA	99.00	19105 100F
08/02	IHOP #1727 FRESNO CA	72.79	19106 100F
08/02	SILVERTON HOTEL CASINOHQ 8005887711 NV	111.87	19106 100F
08/02	SILVERTON HOTEL CASINOHQ 8005887711 NV	111.87	19106 100F
08/02	SILVERTON HOTEL CASINOHQ 8005887711 NV	111.87	19106 100F
08/02	SILVERTON HOTEL CASINOHQ 8005887711 NV	111.87	19106 100F
08/03	PETE'S PLACE OAKHURST CA	89.60	19106 100F
08/04	PETE'S PLACE OAKHURST CA	52.32	19106 100F
08/03	BEST WESTERN VILLAGE INN FRESNO CA	104.60	19106 100F
08/03	BEST WESTERN VILLAGE INN FRESNO CA	104.60	19106 100F
08/03	EL CID MEXICAN CUISINE OAKHURST CA	80.11	19106 100F
08/03	BEST WESTERN VILLAGE INN FRESNO CA	104.60	19106 100F
08/03	BEST WESTERN VILLAGE INN FRESNO CA	104.60	19106 100F
08/03	BEST WESTERN VILLAGE INN FRESNO CA	104.60	19106 100F
08/04	REIMER'S CANDIES AND GIF OAKHURST CA	37.18	19106 100F
08/05	PETE'S PLACE OAKHURST CA	43.95	19106 100F
08/04	RALEY S #340 OAKHURST CA	13.85	19106 100F
08/08	HOLIDAY INN EXP OAKHURST OAKHURST CA	590.52	19106 100F
08/06	HOLIDAY INN EXP OAKHURST OAKHURST CA	590.52	19106 100F
08/07	DOG HOUSE GRILL FRESNO CA	88.25	19106 100F
08/08	BUFFALO WILD WINGS 0284 FRESNO CA	77.23	19106 100F
08/08	DOG HOUSE GRILL FRESNO CA	86.21	19106 100F
08/09	NEWBERRY MINI MARKET & T NEWBERRY SPRI CA	140.00	19106 100F
08/08	MCDONALD'S M7111 OF CA CLOVIS CA HOWARD LOGSDON TRANSACTIONS THIS CYCLE (CARD 6515) \$6787.37	24.48	19106 100F
08/07	WAL-MART #1879 BARSTOW CA	46.67	19094 100F
08/08	NAPA AUTO 0025689 LAKE ISABELLA CA BILL TAVARES TRANSACTIONS THIS CYCLE (CARD 6558) \$81.14	34.57	19094 100F
07/09	UPS (800) 811-1648 MESA AZ	179.25	18974 100F
07/18	IMAGETREND INC 952-4891589 MN RICHARD MOONEY TRANSACTIONS THIS CYCLE (CARD 6572) \$529.25	350.00	18987 100F
07/18	COSTCO WHSE #1028 MESA AZ	866.39	19004 100F
07/20	ALLTRAILS HTTPWWW.ALLT CA BRETT BROMAN TRANSACTIONS THIS CYCLE (CARD 6630) \$928.38	59.99	19004 100F
07/27	CHEVRON 0099270 ALTURAS CA	37.00	19095 100F
08/01	JRANCHERIA/C STATION JACKSON CA	100.00	19095 100F
08/08	HOLIDAY INN EXP OAKHURST OAKHURST CA	590.52	19095 100F
08/08	HOLIDAY INN EXP OAKHURST OAKHURST CA MARK BLACKSTONE TRANSACTIONS THIS CYCLE (CARD 8608) \$1318.04	590.52	19095 100F
07/09	OFFICE DEPOT #5101 800-463-3768 AZ	78.00	100F 19077 \$5067 19077 19078 \$2533
07/11	AMZN Mktp US*MJ4CM3ST0 Amzn.com/bill WA	46.56	19077 100F
07/20	Amazon.com*MV2TF6E0D Amzn.com/bill WA	47.48	100F 19077 \$3166 19078 \$150
07/21	AMZN Mktp US*MV0DW7T22 Amzn.com/bill WA	108.45	19077 100F
07/22	AMZN Mktp US*MV54A4SD1 Amzn.com/bill WA	85.56	100F 19077 \$5704 19078 \$2852
07/27	AMZN Mktp US*MV8IW4DQ2 Amzn.com/bill WA	30.90	19077 100F
07/27	AMZN Mktp US*MV6VY32E0 Amzn.com/bill WA	30.78	19077 100F
07/29	AMZN Mktp US*MF6P143J1 Amzn.com/bill WA	270.74	19077 100F
07/30	WALMART.COM 800-966-8546 AR	239.00	100F 19077 \$15934 19078 \$7966
07/30	ALTURAS TIRE CENTER ALTURAS CA	957.24	19077 100F
07/30	ALTURAS TIRE CENTER ALTURAS CA	1,002.24	19076 100F
08/02	AMZN Mktp US*MF52L2FR2 Amzn.com/bill WA	125.19	19077 100F





### ACCOUNT ACTIVITY (CONTINUED)

Date of Transaction	Merchant Name or Transaction Description	\$ Amount
08/03	Amazon.com*MF6049ZH2 Amzn.com/bill WA 100F 19077 \$876.00	175.96 150F 19078 \$876.00
08/03	GIBBS INTERNATIONAL INC FRESNO CA 19077	332.19 100F
08/03	STROBES N MORE 401-454-4487 RI 19077	537.13 100F
08/04	OFFICEMAX/DEPOT 8678 800-463-3768 AZ 100F 19077 \$1280	182.79 150F 19078 \$6093
08/05	FEDEX 522454292 MEMPHIS TN 19077	25.77 100F
08/05	Amazon.com*MF8829010 Amzn.com/bill WA 19050	153.43 400F
08/05	Amazon.com*MF4D678N1 Amzn.com/bill WA 19077	87.67 100F
08/07	AMZN Mktg US*MF9UD2P82 Amzn.com/bill WA 19050	213.24 400F
08/05	OFFICE DEPOT #5101 800-463-3768 AZ 100F 19077 \$3248	48.71 150F 19078 \$1633
08/07	Amazon.com*MF7NF0211 Amzn.com/bill WA 19050	184.35 400F
08/08	OFFICE DEPOT #5101 800-463-3768 AZ 19077	94.11 100F
08/07	AMZN Mktg US*MF8N24P32 Amzn.com/bill WA 19077	225.27 100F
08/08	AMZN Mktg US*MF5AQ1V10 Amzn.com/bill WA 19078	144.48 150F
08/06	OFFICE DEPOT #5910 800-463-3768 PA 19077	8.44 100F
08/09	AMZN Mktg US*MF7HD65H0 Amzn.com/bill WA 19050	215.17 400F
08/09	Amazon.com*MF80H35U0 Amzn.com/bill WA 19077	141.38 100F
VAUGHN CROSHAW TRANSACTIONS THIS CYCLE (CARD 0887) \$5789.80		
07/16	ONE BEAT CPR LEARNING 855-883-2328 FL 19005	1,185.00 400F
07/30	ONE BEAT CPR LEARNING 855-883-2328 FL 19034	2,240.00 400F
TINA GEROLA TRANSACTIONS THIS CYCLE (CARD 6473) \$3425.00		
07/21	EB CONSTRUCTION UNDER 801-413-7200 CA 19075	28.96 100F
07/22	FRONTIER ACE HARDWARE APACHE JUNCTI AZ 19075	7.86 100F
07/23	AMZN Mktg US*MV4QN4701 Amzn.com/bill WA 19075	210.41 100F
08/06	FIRE PROTECTION PUB 405-744-5892 OK 19075	818.00 100F
08/07	LION GROUP 937-418-2850 OH 19075	499.68 100F
08/09	AMZN Mktg US*MF3ZP1H40 Amzn.com/bill WA 19075	88.58 100F
FOX TANNER TRANSACTIONS THIS CYCLE (CARD 2889) \$1447.28		
07/23	ARMSTRONG MEDICAL 800-323-4220 IL 18994	254.19 100F
07/28	FEDEX 94887597 800-4633339 TN 19018	19.57 100F
07/28	WALMART.COM AY 800-968-8546 AR 19027	108.13 100F
07/29	STAPLS7310730709000001 877-8267755 NJ 100F 19023 \$65157	977.36 150F 19111 \$32579
07/30	OSI*UNITEDSTATESFLAG 877-734-2456 PA 100F 19031 \$21632	324.49 150F 19108 \$10812
08/06	STAPLS7310730709000002 877-8267755 NJ 100F 19023 \$3914	58.74 150F 19111 \$1957
KELLY BARTZ TRANSACTIONS THIS CYCLE (CARD 3849) \$1740.48		

2020 Totals Year-to-Date	
Total fees charged in 2020	\$0.00
Total interest charged in 2020	\$0.00

Year-to-date totals do not reflect any fee or interest refunds you may have received.

### INTEREST CHARGES

Your Annual Percentage Rate (APR) is the annual interest rate on your account.

Balance Type	Annual Percentage Rate (APR)	Balance Subject To Interest Rate	Interest Charges
<b>PURCHASES</b>			
Purchases	10.24%(v)(d)	- 0 -	- 0 -
<b>CASH ADVANCES</b>			
Cash Advances	19.24%(v)(d)	- 0 -	- 0 -
<b>BALANCE TRANSFERS</b>			
Balance Transfer	10.24%(v)(d)	- 0 -	- 0 -

31 Days in Billing Period

(v) = Variable Rate  
(d) = Daily Balance Method (including new transactions)  
(a) = Average Daily Balance Method (including new transactions)  
Please see Information About Your Account section for the Calculation of Balance Subject to Interest Rate, Annual Renewal Notice, How to Avoid Interest on Purchases, and other important information, as applicable.

# Superstition Fire & Medical District Monthly Pinal County Treasurer's Bank Account Reconciliation

## 500 Debt Principal Fund

### Reconciliation References:

- A Previous month's bank ending balance / current month's bank beginning balance
  - B Interest Income
  - C Current month's property tax receipts (real and personal)
  - D Current month's revenue transfer from 1407 to 1409
  - E Current month's bank ending balance
  - F Cash Balance per G/L Balance Sheet
- \*consolidated account ending 1407 (original bond account) into 1409 (refinanced bond account)



**Superstition Fire & Medical District  
Debt Retirement Principal (Fund 500) Cash Reconciliation  
Fiscal Year 2019 - 2020  
8/31/2020**

	Deposits (Cash Receipts)	Cash Disbursements	Book Balance
Book Balance as of: 8/1/2020			\$239,191.28 (A)
<u>Activity During the Month</u>			
Journal Entries:			
Interest Income (Expense):	411.52		411.52 (B)
Cash Receipts			
2009 Real Estate Taxes			-
2010 Real Estate Taxes			-
2011 Real Estate Taxes			-
2012 Real Estate Taxes			-
2013 Real Estate Taxes			-
2014 Real Estate Taxes			-
2015 Real Estate Taxes			-
2016 Real Estate Taxes	(56.36)		(56.36)
2017 Real Estate Taxes	(62.87)		(62.87)
2018 Real Estate Taxes	0.12		0.12
2019 Real Estate Taxes	523.61		523.61
2020 Real Estate Taxes	316.24		316.24
2009 Pers. Prop. Taxes			-
2010 Pers. Prop. Taxes			-
2011 Pers. Prop. Taxes	0.52		0.52
2012 Pers. Prop. Taxes	0.56		0.56
2013 Pers. Prop. Taxes	0.01		0.01
2014 Pers. Prop. Taxes	4.88		4.88
2015 Pers. Prop. Taxes	18.77		18.77
2016 Pers. Prop. Taxes	28.34		28.34
2017 Pers. Prop. Taxes	30.49		30.49
2018 Pers. Prop. Taxes	(503.91)		(503.91)
2019 Pers. Prop. Taxes	52.45		52.45
2020 Pers. Prop. Taxes	7.99		7.99
SRP Contributions			-
Deposits			
Revenue Transfer			(0.90) (D)
Cash Disbursements			
A) Accounts Payable			-
B) Transfer In / Out			-
C) Refund Interest			0.00
	<u>\$771.46</u>	<u>0.00</u>	<u>\$239,962.74</u>

Pinal County Bank Balance

Ending Bank Balance as of: 8/31/2020      Balance from YTD Column      \$ 239,962.74 (E)

Less: Outstanding Warrants  
Plus: Deposits in Transit

Prepared by: *[Signature]* 9/1/2020  
Reviewed by: *[Signature]* 9/3/2020

Check#      -  
-  
-  
\$ 239,962.74  
Balance per B/S \$ 239,962.74 (F)  
Difference \$ -



Pinal County Treasurer

Monthly Statement

Date Range: 8/1/2020 to 8/31/2020

Account	Period	YTD	
<b>6116421409</b>	<b>Super Fire &amp; Med Debt Refunding Prin Series 2018</b>		
Begin Balance:	(A) 239,191.28	238,217.08	
Income:	771.46	1,746.15	
LOC Advance:	.00	.00	
Expense:	.00	(.49)	LOC: .00
LOC Payments:	.00	.00	Warrants Outstanding: .00
Cash Balance:	(E) 239,962.74	239,962.74	End: 239,962.74

Monthly Statement Summary

Source Code	Description	MTDAmount	YTDAmount
<b>6116421409</b>	<b>Super Fire &amp; Med Debt Refunding Prin Series 2018</b>	<b>Beginning Balance: 239,191.28</b>	<b>238,217.08</b>
11100.2018	2018 Real Estate Taxes	.12	2.87
11100.2019	2019 Real Estate Taxes	523.61	1,463.57
11100.2020	2020 Real Estate Taxes	316.24	316.24
12100.2018	2018 Personal Property Taxes	(503.91)	(966.79)
12100.2019	2019 Personal Property Taxes	52.45	256.85
12100.2020	2020 Personal Property Taxes	7.99	7.99
18200.2010	2010 Taxes Transferred	.00	.05
18200.2011	2011 Taxes Transferred	.52	3.60
18200.2012	2012 Taxes Transferred	.56	2.31
18200.2013	2013 Taxes Transferred	.01	.10
18200.2014	2014 Taxes Transferred	4.88	6.63
18200.2015	2015 Taxes Transferred	18.77	(5.65)
18200.2016	2016 Taxes Transferred	(28.02)	(81.90)
18200.2017	2017 Taxes Transferred	(32.38)	(147.65)
21100.43	Wells Fargo Trust Investment Interest	.04	.17
21100.46	Wells Fargo Investment Investment Interest	2.97	7.01
21100.47	WF Money Market Investment Interest	8.64	33.58
21100.55	Multi-Bank Securities Investment Interest	.00	60.25
21100.70	Vining Sparks Investment Interest	399.87	668.71
21100.80	Stifel Nicolaus & Company Investment Interest	.00	119.11
73750.0	Revenue Transfer	(.90)	(.90)
90400.0	Refund Interest	.00	(.49)
<b>Ending Balance:</b>		<b>239,962.74</b>	<b>239,962.74</b>

*Handwritten notes: (C) \$36,084, (B) \$411.52, (D)*

Monthly Statement Detail

Date	Notes	Doc #	Amount	C/D
<b>6116421409 Super Fire &amp; Med Debt Refunding Prin Series 2018</b>			<b>Beginning Balance: 239,191.28</b>	
11100.2018	2018 Real Estate Taxes		Source Code Total: .12	
08/27	Tax Distribution	0	.12	C
11100.2019	2019 Real Estate Taxes		Source Code Total: 523.61	
08/03	Tax Distribution	0	9.23	C
08/03	Tax Distribution	0	20.63	C
08/03	Tax Distribution	0	10.10	C
08/03	Tax Distribution	0	37.07	C
08/04	Tax Distribution	0	2.79	C
08/04	Tax Distribution	0	.14	C
08/05	Tax Distribution	0	49.33	C
08/05	Tax Distribution	0	9.70	C
08/05	Tax Distribution	0	7.87	C
08/06	Tax Distribution	0	13.60	C



Pinal County Treasurer

Monthly Statement

Date Range: 8/1/2020 to 8/31/2020

08/07 Tax Distribution	0	4.51	C
08/10 Tax Distribution	0	37.66	C
08/10 Tax Distribution	0	.17	C
08/11 Tax Distribution	0	2.23	C
08/11 Tax Distribution	0	9.49	C
08/12 Tax Distribution	0	4.72	C
08/14 Tax Distribution	0	.23	C
08/14 Tax Distribution	0	6.17	C
08/14 Tax Distribution	0	2.93	C
08/17 Tax Distribution	0	14.26	C
08/17 Tax Distribution	0	12.30	C
08/18 Tax Distribution	0	133.48	C
08/19 Tax Distribution	0	2.12	C
08/21 Tax Distribution	0	15.20	C
08/21 Tax Distribution	0	19.08	C
08/24 Tax Distribution	0	7.02	C
08/24 Tax Distribution	0	6.53	C
08/25 Tax Distribution	0	2.60	C
08/25 Tax Distribution	0	10.17	C
08/26 Tax Distribution	0	3.64	C
08/26 Tax Distribution	0	4.88	C
08/27 Tax Distribution	0	.10	C
08/27 Tax Distribution	0	6.62	C
08/28 Tax Distribution	0	.01	C
08/28 Tax Distribution	0	13.37	C
08/31 Tax Distribution	0	.32	C
08/31 Tax Distribution	0	43.34	C
<b>11100.2020 2020 Real Estate Taxes</b>		<b>Source Code Total: 316.24</b>	
08/26 Tax Distribution	0	53.61	C
08/26 Tax Distribution	0	5.09	C
08/26 Tax Distribution	0	24.98	C
08/27 Tax Distribution	0	9.48	C
08/27 Tax Distribution	0	4.76	C
08/27 Tax Distribution	0	46.41	C
08/28 Tax Distribution	0	1.92	C
08/31 Tax Distribution	0	26.62	C
08/31 Tax Distribution	0	69.26	C
08/31 Tax Distribution	0	74.11	C
<b>12100.2018 2018 Personal Property Taxes</b>		<b>Source Code Total: (503.91)</b>	
08/03 Tax Distribution	0	1.83	C
08/04 Tax Distribution	0	(212.60)	C
08/04 Tax Distribution	0	(162.24)	C
08/05 Tax Distribution	0	.47	C
08/05 Tax Distribution	0	(71.33)	C
08/06 Tax Distribution	0	2.41	C
08/06 Tax Distribution	0	(77.57)	C
08/06 Tax Distribution	0	.22	C
08/10 Tax Distribution	0	2.21	C
08/24 Tax Distribution	0	.12	C
08/25 Tax Distribution	0	.66	C
08/26 Tax Distribution	0	1.93	C
08/28 Tax Distribution	0	4.93	C
08/31 Tax Distribution	0	.89	C
08/31 Tax Distribution	0	4.16	C
<b>12100.2019 2019 Personal Property Taxes</b>		<b>Source Code Total: 52.45</b>	
08/03 Tax Distribution	0	.60	C
08/04 Tax Distribution	0	.85	C




Pinal County Treasurer

Monthly Statement

Date Range: 8/1/2020 to 8/31/2020

08/04 Tax Distribution	0	2.48	C
08/04 Tax Distribution	0	3.81	C
08/05 Tax Distribution	0	3.75	C
08/06 Tax Distribution	0	2.37	C
08/10 Tax Distribution	0	1.82	C
08/11 Tax Distribution	0	.53	C
08/11 Tax Distribution	0	.66	C
08/11 Tax Distribution	0	.50	C
08/13 Tax Distribution	0	.74	C
08/14 Tax Distribution	0	.03	C
08/17 Tax Distribution	0	2.48	C
08/19 Tax Distribution	0	4.98	C
08/20 Tax Distribution	0	.81	C
08/20 Tax Distribution	0	.34	C
08/21 Tax Distribution	0	.01	C
08/21 Tax Distribution	0	14.67	C
08/24 Tax Distribution	0	1.72	C
08/24 Tax Distribution	0	.72	C
08/25 Tax Distribution	0	.42	C
08/25 Tax Distribution	0	.54	C
08/26 Tax Distribution	0	1.50	C
08/28 Tax Distribution	0	.03	C
08/31 Tax Distribution	0	3.37	C
08/31 Tax Distribution	0	2.72	C
<b>12100.2020 2020 Personal Property Taxes</b>		<b>Source Code Total: 7.99</b>	
08/26 Tax Distribution	0	.01	C
08/27 Tax Distribution	0	.53	C
08/28 Tax Distribution	0	3.37	C
08/31 Tax Distribution	0	3.31	C
08/31 Tax Distribution	0	.77	C
<b>18200.2011 2011 Taxes Transferred</b>		<b>Source Code Total: .52</b>	
08/05 MATURED DEBT SVC FR 6-11642-1407	0	.52	C
<b>18200.2012 2012 Taxes Transferred</b>		<b>Source Code Total: .56</b>	
08/05 MATURED DEBT SVC FR 6-11642-1407	0	.38	C
08/10 MATURED DEBT SVC FR 6-11642-1407	0	.18	C
<b>18200.2013 2013 Taxes Transferred</b>		<b>Source Code Total: .01</b>	
08/31 MATURED DEBT SVC FR 6-11642-1407	0	.01	C
<b>18200.2014 2014 Taxes Transferred</b>		<b>Source Code Total: 4.88</b>	
08/27 MATURED DEBT SVC FR 6-11642-1407	0	1.60	C
08/31 MATURED DEBT SVC FR 6-11642-1407	0	3.28	C
<b>18200.2015 2015 Taxes Transferred</b>		<b>Source Code Total: 18.77</b>	
08/05 MATURED DEBT SVC FR 6-11642-1407	0	1.54	C
08/05 MATURED DEBT SVC FR 6-11642-1407	0	2.79	C
08/06 MATURED DEBT SVC FR 6-11642-1407	0	6.28	C
08/07 MATURED DEBT SVC FR 6-11642-1407	0	1.54	C
08/07 MATURED DEBT SVC FR 6-11642-1407	0	2.31	C
08/10 MATURED DEBT SVC FR 6-11642-1407	0	.66	C
08/17 MATURED DEBT SVC FR 6-11642-1407	0	.25	C
08/31 MATURED DEBT SVC FR 6-11642-1407	0	3.40	C
<b>10.2016 2016 Taxes Transferred</b>		<b>Source Code Total: (28.02)</b>	
08/04 MATURED DEBT SVC FR 6-11642-1407	0	(6.56)	C
08/04 MATURED DEBT SVC FR 6-11642-1407	0	(13.87)	C
08/04 MATURED DEBT SVC FR 6-11642-1407	0	(10.19)	C
08/04 MATURED DEBT SVC FR 6-11642-1407	0	(14.73)	C
08/05 MATURED DEBT SVC FR 6-11642-1407	0	(1.02)	C
08/05 MATURED DEBT SVC FR 6-11642-1407	0	1.45	C
08/05 MATURED DEBT SVC FR 6-11642-1407	0	2.87	C



Pinal County Treasurer

Monthly Statement

Date Range: 8/1/2020 to 8/31/2020

08/06	MATURED DEBT SVC FR 6-11642-1407	0	(9.99)	C
08/06	MATURED DEBT SVC FR 6-11642-1407	0	6.21	C
08/07	MATURED DEBT SVC FR 6-11642-1407	0	1.45	C
08/07	MATURED DEBT SVC FR 6-11642-1407	0	3.86	C
08/10	MATURED DEBT SVC FR 6-11642-1407	0	4.84	C
08/10	MATURED DEBT SVC FR 6-11642-1407	0	2.45	C
08/11	MATURED DEBT SVC FR 6-11642-1407	0	.30	C
08/26	MATURED DEBT SVC FR 6-11642-1407	0	1.42	C
08/31	MATURED DEBT SVC FR 6-11642-1407	0	3.49	C
18200.2017 2017 Taxes Transferred			Source Code Total: (32.38)	
08/04	MATURED DEBT SVC FR 6-11642-1407	0	(6.12)	C
08/04	MATURED DEBT SVC FR 6-11642-1407	0	(14.80)	C
08/04	MATURED DEBT SVC FR 6-11642-1407	0	(13.20)	C
08/04	MATURED DEBT SVC FR 6-11642-1407	0	(10.34)	C
08/04	MATURED DEBT SVC FR 6-11642-1407	0	1.60	C
08/05	MATURED DEBT SVC FR 6-11642-1407	0	(1.04)	C
08/05	MATURED DEBT SVC FR 6-11642-1407	0	1.52	C
08/05	MATURED DEBT SVC FR 6-11642-1407	0	2.96	C
08/06	MATURED DEBT SVC FR 6-11642-1407	0	(7.24)	C
08/06	MATURED DEBT SVC FR 6-11642-1407	0	(10.13)	C
08/06	MATURED DEBT SVC FR 6-11642-1407	0	6.80	C
08/07	MATURED DEBT SVC FR 6-11642-1407	0	1.52	C
08/07	MATURED DEBT SVC FR 6-11642-1407	0	3.91	C
08/10	MATURED DEBT SVC FR 6-11642-1407	0	2.57	C
08/26	MATURED DEBT SVC FR 6-11642-1407	0	1.69	C
08/28	MATURED DEBT SVC FR 6-11642-1407	0	4.26	C
08/31	MATURED DEBT SVC FR 6-11642-1407	0	3.66	C
21100.43 Wells Fargo Trust Investment Interest			Source Code Total: .04	
08/04	Investment Interest	0	.04	C
21100.46 Wells Fargo Investment Investment Interest			Source Code Total: 2.97	
08/03	Investment Interest	0	2.97	C
21100.47 WF Money Market Investment Interest			Source Code Total: 8.64	
08/03	Investment Interest	0	8.64	C
21100.70 Vining Sparks Investment Interest			Source Code Total: 399.87	
08/10	Investment Interest	0	51.18	C
08/10	Investment Interest	0	60.92	C
08/18	Investment Interest	0	55.98	C
08/19	Investment Interest	0	117.37	C
08/19	Investment Interest	0	53.40	C
08/21	Investment Interest	0	49.47	C
08/31	Investment Interest	0	11.55	C
73750.0 Revenue Transfer			Source Code Total: (.90)	
08/24	TO ZERO DEBT SERVICE ACCOUNT SFMD TO 1407	0	(.90)	C

6116421409 Super Fire & Med Debt Refunding Prin Series 2018 **Ending Balance: 239,962.74**

**Superstition Fire & Medical District**  
**Balance Sheet**  
As of 8/31/2020  
FUND: (500) Debt Retirement Principal Fund

**Assets**

**Current Assets**

Fund Cash - Debt Retirement Principal  
Total Current Assets

\$239,962.74

\$239,962.74

(F)

**Total Assets**

\$239,962.74

**Liabilities and Equity**

**Equity**

Fund Balance - Debt Retirement Principal  
Current Year Profit/Loss

\$238,217.08

1,745.66

Total Equity

239,962.74

**Total Liabilities and Equity**

\$239,962.74



Superstition Fire Medical District  
GL Account Ledger - Detail By Period  
8/1/2020 through 8/31/2020

Batch	Journal	Entry #	Date	Job	Document	Description	Debits	Credits	Balance
500-10-10500-10						<b>FUND CASH - DEBT RETIREMENT PRINCIPAL</b>			<b>\$239,191.28</b>
17772	J	778236	08/31/20		RE05	Debt Ret Princp Real/PP Taxes	359.94	-	239,551.22
17764	J	778192	08/31/20		RE051	Investment Interest - Aug '20	411.52	-	239,962.74
						<b>FUND CASH - DEBT RETIREMENT PRINCIPAL TOTALS:</b>	<b>\$771.46</b>	<b>\$0.00</b>	<b>\$239,962.74</b>
500-10-31000-10						<b>FUND BALANCE - DEBT RETIREMENT PRINCIPAL</b>			<b>(\$238,217.08)</b>
						<b>FUND BALANCE - DEBT RETIREMENT PRINCIPAL TOTALS:</b>	<b>\$0.00</b>	<b>\$0.00</b>	<b>(\$238,217.08)</b>
500-10-41000-10						<b>REAL &amp; SECURED PERSONAL PROPERTY TAXES</b>			<b>(\$707.61)</b>
17772	J	778237	08/31/20		RE05	Debt Ret Princp 2008 Taxes	-	719.84	(1,427.45)
						<b>REAL &amp; SECURED PERSONAL PROPERTY TAXES TOTALS:</b>	<b>\$0.00</b>	<b>\$719.84</b>	<b>(\$1,427.45)</b>
500-10-41050-10						<b>UNSECURED PERS PROPERTY TAXES</b>			<b>\$210.23</b>
17772	J	778243	08/31/20		RE05	Debt Ret Princp 2008 PP Taxes	359.90	-	570.13
						<b>UNSECURED PERS PROPERTY TAXES TOTALS:</b>	<b>\$359.90</b>	<b>\$0.00</b>	<b>\$570.13</b>
500-10-45700-10						<b>INVESTMENT EARNINGS</b>			<b>(\$477.31)</b>
17764	J	778193	08/31/20		RE051	Investment Interest - Aug '20	-	411.52	(888.83)
						<b>INVESTMENT EARNINGS TOTALS:</b>	<b>\$0.00</b>	<b>\$411.52</b>	<b>(\$888.83)</b>
500-10-63150-10						<b>FINANCIAL RESERVE</b>			<b>\$0.49</b>
						<b>FINANCIAL RESERVE TOTALS:</b>	<b>\$0.00</b>	<b>\$0.00</b>	<b>\$0.49</b>
						<b>TOTAL OF LEDGER:</b>	<b>\$1,131.36</b>	<b>\$1,131.36</b>	<b>\$0.00</b>

**Superstition Fire & Medical District  
Monthly Pinal County Treasurer's Bank Account Reconciliation**

**600 Debt Interest Fund**

**Reconciliation References:**

- A Previous month's bank ending balance / current month's bank beginning balance
  - B Interest Income
  - C Current month's property tax receipts (real and personal)
  - D Current month's revenue transfer from 1408 to 1410
  - E Current month's bank ending balance
  - F Cash Balance per G/L Balance Sheet
- \*consolidated account ending 1408 (original bond account) into 1410 (refinanced bond account)



**Superstition Fire & Medical District  
Debt Retirement Interest (Fund 600) Cash Reconciliation  
Fiscal Year 2019 - 2020  
8/31/2020**

	Deposits (Cash Receipts)	Cash Disbursements	Treasurer's Balance	Book Balance
Book Balance as of: <span style="float:right">8/1/2020</span>				\$71,293.12 <span style="float:right">A</span>
<u>Activity During the Month</u>				
Journal Entries:				
Interest Income (Expense):	74.38			74.38 <span style="float:right">B</span>
Cash Receipts				
2009 Real Estate Taxes				-
2010 Real Estate Taxes				-
2011 Real Estate Taxes				-
2012 Real Estate Taxes				-
2013 Real Estate Taxes				-
2014 Real Estate Taxes				-
2015 Real Estate Taxes				-
2016 Real Estate Taxes	(38.81)			(38.81)
2017 Real Estate Taxes	(38.39)			(38.39)
2018 Real Estate Taxes	0.02			0.02
2019 Real Estate Taxes	161.38			161.38
2020 Real Estate Taxes	49.72			49.72
2009 Pers. Prop. Taxes				-
2010 Pers. Prop. Taxes				-
2011 Pers. Prop. Taxes	0.63			0.63
2012 Pers. Prop. Taxes	0.52			0.52
2013 Pers. Prop. Taxes	0.01			0.01
2014 Pers. Prop. Taxes	4.18			4.18
2015 Pers. Prop. Taxes	14.36			14.36
2016 Pers. Prop. Taxes	19.51			19.51
2017 Pers. Prop. Taxes	18.63			18.63
2018 Pers. Prop. Taxes	(70.28)			(70.28)
2019 Pers. Prop. Taxes	16.15			16.15
2020 Pers. Prop. Taxes	1.25			1.25
SRP Contributions				-
Deposits				-
Revenue Transfer				(0.57) <span style="float:right">D</span>
Cash Disbursements				
A) Accounts Payable				-
B) Transfer In / Out				-
C) Refund Interest				-
	\$212.69	0.00		\$71,505.81
<u>Pinal County Bank Balance</u>				
Ending Bank Balance as of: <span style="float:right">8/31/2020</span>			Balance from YTD Column	\$ 71,505.81 <span style="float:right">E</span>
Less: Outstanding Warrants			Check #	-
Plus: Deposits in Transit				-
				\$ 71,505.81
Prepared by: <u><i>[Signature]</i></u> <span style="float:right">9/1/2020</span>				Balance per B/S \$ 71,505.81 <span style="float:right">F</span>
Reviewed by: <u><i>[Signature]</i></u> <span style="float:right">9/3/2020</span>				Difference \$ -



Pinal County Treasurer

Monthly Statement

Date Range: 8/1/2020 to 8/31/2020

Account	Period	YTD		
<b>6116421410</b>	<b>Super Fire &amp; Med Debt Refunding Int Series 2018</b>			
Begin Balance:	(A) 71,293.12	71,044.62		
Income:	212.69	461.27		
LOC Advance:	.00	.00		
Expense:	.00	(.08)	LOC:	.00
LOC Payments:	.00	.00	Warrants Outstanding:	.00
Cash Balance:	(E) 71,505.81	71,505.81	End:	71,505.81

Monthly Statement Summary

Source Code	Description	MTDAmount	YTDAmount
<b>6116421410</b>	<b>Super Fire &amp; Med Debt Refunding Int Series 2018</b>	<b>Beginning Balance: 71,293.12</b>	<b>71,044.62</b>
11100.2018	2018 Real Estate Taxes	.02	.42
11100.2019	2019 Real Estate Taxes	161.38	451.14
11100.2020	2020 Real Estate Taxes	49.72	49.72
12100.2018	2018 Personal Property Taxes	(70.28)	(134.86)
12100.2019	2019 Personal Property Taxes	16.15	79.08
12100.2020	2020 Personal Property Taxes	1.25	1.25
18200.2010	2010 Taxes Transferred	.00	.06
18200.2011	2011 Taxes Transferred	.63	4.31
18200.2012	2012 Taxes Transferred	.52	2.17
18200.2013	2013 Taxes Transferred	.01	.09
18200.2014	2014 Taxes Transferred	4.18	5.68
18200.2015	2015 Taxes Transferred	14.36	(4.32)
18200.2016	2016 Taxes Transferred	(19.30)	(56.40)
18200.2017	2017 Taxes Transferred	(19.76)	(90.10)
21100.43	Wells Fargo Trust Investment Interest	.01	.03
21100.46	Wells Fargo Investment Investment Interest	.51	1.16
21100.47	WF Money Market Investment Interest	2.58	7.02
21100.55	Multi-Bank Securities Investment Interest	.00	9.84
21100.70	Vining Sparks Investment Interest	71.28	115.87
21100.80	Stifel Nicolaus & Company Investment Interest	.00	19.68
73750.0	Revenue Transfer	(.57)	(.57)
90400.0	Refund Interest	.00	(.08)
<b>Ending Balance:</b>		<b>71,505.81</b>	<b>71,505.81</b>

(C) \$138.88

(B) \$74.38

(D)

Monthly Statement Detail

Date	Notes	Doc #	Amount	C/D
<b>6116421410 Super Fire &amp; Med Debt Refunding Int Series 2018</b>			<b>Beginning Balance: 71,293.12</b>	
11100.2018	2018 Real Estate Taxes		Source Code Total: .02	
08/27	Tax Distribution	0	.02	C
11100.2019	2019 Real Estate Taxes		Source Code Total: 161.38	
08/03	Tax Distribution	0	2.85	C
08/03	Tax Distribution	0	6.36	C
08/03	Tax Distribution	0	3.11	C
08/03	Tax Distribution	0	11.43	C
08/04	Tax Distribution	0	.87	C
08/04	Tax Distribution	0	.04	C
08/05	Tax Distribution	0	15.20	C
08/05	Tax Distribution	0	2.99	C
08/05	Tax Distribution	0	2.43	C
08/06	Tax Distribution	0	4.20	C



Pinal County Treasurer

Monthly Statement

Date Range: 8/1/2020 to 8/31/2020

08/07	Tax Distribution	0	1.39	C
08/10	Tax Distribution	0	11.60	C
08/10	Tax Distribution	0	.05	C
08/11	Tax Distribution	0	.69	C
08/11	Tax Distribution	0	2.92	C
08/12	Tax Distribution	0	1.45	C
08/14	Tax Distribution	0	.07	C
08/14	Tax Distribution	0	1.90	C
08/14	Tax Distribution	0	.90	C
08/17	Tax Distribution	0	4.39	C
08/17	Tax Distribution	0	3.79	C
08/18	Tax Distribution	0	41.15	C
08/19	Tax Distribution	0	.65	C
08/21	Tax Distribution	0	4.69	C
08/21	Tax Distribution	0	5.88	C
08/24	Tax Distribution	0	2.16	C
08/24	Tax Distribution	0	2.02	C
08/25	Tax Distribution	0	.80	C
08/25	Tax Distribution	0	3.13	C
08/26	Tax Distribution	0	1.12	C
08/26	Tax Distribution	0	1.50	C
08/27	Tax Distribution	0	.03	C
08/27	Tax Distribution	0	2.04	C
08/28	Tax Distribution	0	4.12	C
08/31	Tax Distribution	0	.10	C
08/31	Tax Distribution	0	13.36	C
<b>11100.2020 2020 Real Estate Taxes</b>			<b>Source Code Total: 49.72</b>	
08/26	Tax Distribution	0	8.42	C
08/26	Tax Distribution	0	.80	C
08/26	Tax Distribution	0	3.93	C
08/27	Tax Distribution	0	1.49	C
08/27	Tax Distribution	0	.75	C
08/27	Tax Distribution	0	7.30	C
08/28	Tax Distribution	0	.30	C
08/31	Tax Distribution	0	4.19	C
08/31	Tax Distribution	0	10.89	C
08/31	Tax Distribution	0	11.65	C
<b>12100.2018 2018 Personal Property Taxes</b>			<b>Source Code Total: (70.28)</b>	
08/03	Tax Distribution	0	.25	C
08/04	Tax Distribution	0	(29.66)	C
08/04	Tax Distribution	0	(22.64)	C
08/05	Tax Distribution	0	.07	C
08/05	Tax Distribution	0	(9.94)	C
08/06	Tax Distribution	0	.34	C
08/06	Tax Distribution	0	(10.81)	C
08/06	Tax Distribution	0	.03	C
08/10	Tax Distribution	0	.31	C
08/24	Tax Distribution	0	.02	C
08/25	Tax Distribution	0	.09	C
08/26	Tax Distribution	0	.27	C
08/28	Tax Distribution	0	.69	C
08/31	Tax Distribution	0	.12	C
08/31	Tax Distribution	0	.58	C
<b>12100.2019 2019 Personal Property Taxes</b>			<b>Source Code Total: 16.15</b>	
08/03	Tax Distribution	0	.19	C
08/04	Tax Distribution	0	.26	C
08/04	Tax Distribution	0	.77	C



Pinal County Treasurer

Monthly Statement

Date Range: 8/1/2020 to 8/31/2020

08/04 Tax Distribution	0	1.17	C
08/05 Tax Distribution	0	1.15	C
08/06 Tax Distribution	0	.73	C
08/10 Tax Distribution	0	.56	C
08/11 Tax Distribution	0	.16	C
08/11 Tax Distribution	0	.20	C
08/11 Tax Distribution	0	.16	C
08/13 Tax Distribution	0	.23	C
08/14 Tax Distribution	0	.01	C
08/17 Tax Distribution	0	.76	C
08/19 Tax Distribution	0	1.53	C
08/20 Tax Distribution	0	.25	C
08/20 Tax Distribution	0	.10	C
08/21 Tax Distribution	0	4.52	C
08/24 Tax Distribution	0	.53	C
08/24 Tax Distribution	0	.22	C
08/25 Tax Distribution	0	.13	C
08/25 Tax Distribution	0	.17	C
08/26 Tax Distribution	0	.46	C
08/28 Tax Distribution	0	.01	C
08/31 Tax Distribution	0	1.04	C
08/31 Tax Distribution	0	.84	C
<b>12100.2020 2020 Personal Property Taxes</b>		<b>Source Code Total: 1.25</b>	
08/27 Tax Distribution	0	.08	C
08/28 Tax Distribution	0	.53	C
08/31 Tax Distribution	0	.52	C
08/31 Tax Distribution	0	.12	C
<b>18200.2011 2011 Taxes Transferred</b>		<b>Source Code Total: .63</b>	
08/05 MATURED DEBT SVC FR 6-11642-1408	0	.63	C
<b>18200.2012 2012 Taxes Transferred</b>		<b>Source Code Total: .52</b>	
08/05 MATURED DEBT SVC FR 6-11642-1408	0	.35	C
08/10 MATURED DEBT SVC FR 6-11642-1408	0	.17	C
<b>18200.2013 2013 Taxes Transferred</b>		<b>Source Code Total: .01</b>	
08/31 MATURED DEBT SVC FR 6-11642-1408	0	.01	C
<b>18200.2014 2014 Taxes Transferred</b>		<b>Source Code Total: 4.18</b>	
08/27 MATURED DEBT SVC FR 6-11642-1408	0	1.37	C
08/31 MATURED DEBT SVC FR 6-11642-1408	0	2.81	C
<b>18200.2015 2015 Taxes Transferred</b>		<b>Source Code Total: 14.36</b>	
08/05 MATURED DEBT SVC FR 6-11642-1408	0	1.18	C
08/05 MATURED DEBT SVC FR 6-11642-1408	0	2.14	C
08/06 MATURED DEBT SVC FR 6-11642-1408	0	4.80	C
08/07 MATURED DEBT SVC FR 6-11642-1408	0	1.17	C
08/07 MATURED DEBT SVC FR 6-11642-1408	0	1.77	C
08/10 MATURED DEBT SVC FR 6-11642-1408	0	.51	C
08/17 MATURED DEBT SVC FR 6-11642-1408	0	.19	C
08/31 MATURED DEBT SVC FR 6-11642-1408	0	2.60	C
<b>18200.2016 2016 Taxes Transferred</b>		<b>Source Code Total: (19.30)</b>	
08/04 MATURED DEBT SVC FR 6-11642-1408	0	(4.51)	C
08/04 MATURED DEBT SVC FR 6-11642-1408	0	(9.55)	C
08/04 MATURED DEBT SVC FR 6-11642-1408	0	(7.02)	C
08/04 MATURED DEBT SVC FR 6-11642-1408	0	(10.15)	C
08/05 MATURED DEBT SVC FR 6-11642-1408	0	(.70)	C
08/05 MATURED DEBT SVC FR 6-11642-1408	0	1.00	C
08/05 MATURED DEBT SVC FR 6-11642-1408	0	1.97	C
08/06 MATURED DEBT SVC FR 6-11642-1408	0	(6.88)	C
08/06 MATURED DEBT SVC FR 6-11642-1408	0	4.27	C
08/07 MATURED DEBT SVC FR 6-11642-1408	0	1.00	C



Pinal County Treasurer

Monthly Statement

Date Range: 8/1/2020 to 8/31/2020

08/07	MATURED DEBT SVC FR 6-11642-1408	0	2.66	C
08/10	MATURED DEBT SVC FR 6-11642-1408	0	3.34	C
08/10	MATURED DEBT SVC FR 6-11642-1408	0	1.68	C
08/11	MATURED DEBT SVC FR 6-11642-1408	0	.21	C
08/26	MATURED DEBT SVC FR 6-11642-1408	0	.98	C
08/31	MATURED DEBT SVC FR 6-11642-1408	0	2.40	C
<b>18200.2017 2017 Taxes Transferred</b>			<b>Source Code Total: (19.76)</b>	
08/04	MATURED DEBT SVC FR 6-11642-1408	0	(3.74)	C
08/04	MATURED DEBT SVC FR 6-11642-1408	0	(9.05)	C
08/04	MATURED DEBT SVC FR 6-11642-1408	0	(8.05)	C
08/04	MATURED DEBT SVC FR 6-11642-1408	0	(6.32)	C
08/04	MATURED DEBT SVC FR 6-11642-1408	0	.97	C
08/05	MATURED DEBT SVC FR 6-11642-1408	0	(.63)	C
08/05	MATURED DEBT SVC FR 6-11642-1408	0	.93	C
08/05	MATURED DEBT SVC FR 6-11642-1408	0	1.80	C
08/06	MATURED DEBT SVC FR 6-11642-1408	0	(4.42)	C
08/06	MATURED DEBT SVC FR 6-11642-1408	0	(6.18)	C
08/06	MATURED DEBT SVC FR 6-11642-1408	0	4.15	C
08/07	MATURED DEBT SVC FR 6-11642-1408	0	.93	C
08/07	MATURED DEBT SVC FR 6-11642-1408	0	2.40	C
08/10	MATURED DEBT SVC FR 6-11642-1408	0	1.58	C
08/26	MATURED DEBT SVC FR 6-11642-1408	0	1.03	C
08/28	MATURED DEBT SVC FR 6-11642-1408	0	2.60	C
08/31	MATURED DEBT SVC FR 6-11642-1408	0	2.24	C
<b>21100.43 Wells Fargo Trust Investment Interest</b>			<b>Source Code Total: .01</b>	
08/04	Investment Interest	0	.01	C
<b>21100.46 Wells Fargo Investment Investment Interest</b>			<b>Source Code Total: .51</b>	
08/03	Investment Interest	0	.51	C
<b>21100.47 WF Money Market Investment Interest</b>			<b>Source Code Total: 2.58</b>	
08/03	Investment Interest	0	2.58	C
<b>21100.70 Vining Sparks Investment Interest</b>			<b>Source Code Total: 71.28</b>	
08/10	Investment Interest	0	8.89	C
08/10	Investment Interest	0	10.59	C
08/18	Investment Interest	0	9.95	C
08/19	Investment Interest	0	9.51	C
08/19	Investment Interest	0	20.91	C
08/21	Investment Interest	0	8.86	C
08/31	Investment Interest	0	2.57	C
<b>73750.0 Revenue Transfer</b>			<b>Source Code Total: (.57)</b>	
08/24	TO ZERO DEBT SERVICE ACCOUNT SFMD TO 1408	0	(.57)	C
6116421410 Super Fire & Med Debt Refunding Int Series 2018			<b>Ending Balance: 71,505.81</b>	

9/1/20  
1:34:05 PM

**Superstition Fire & Medical District**  
**Balance Sheet**  
As of 8/31/2020  
FUND: (600) Debt Retirement Interest Fund

**Assets**

**Current Assets**

Fund Cash - Debt Retirement Interest  
Total Current Assets

\$71,505.81

\$71,505.81

(F)

**Total Assets**

\$71,505.81

**Liabilities and Equity**

**Equity**

Fund Balance - Debt Retirement Interest  
Current Year Profit/Loss  
Total Equity

\$71,044.62

461.19

71,505.81

**Total Liabilities and Equity**

\$71,505.81