



Superstition Fire & Medical District Balance Sheet - All Governmental Funds

For Fiscal: 2020-2021 Period Ending: 7/31/20

	100 General	150 Transport	200 Capital Projects	400 Special Revenue	500 Debt Principal	600 Debt Interest	Total
Current Assets							
10100 - FUND CASH	1,809,693.82	415,911.87	-	-	-	-	2,225,605.69
10150 - PAYROLL ACCOUNT	(1,021,569.50)	(136,974.60)	-	-	-	-	(1,158,544.10)
10200 - FUND CASH - CAPITAL PROJECTS	-	-	576,278.11	-	-	-	576,278.11
10400 - FUND CASH - SPECIAL REVENUE FUND	-	-	-	60,750.18	-	-	60,750.18
10500 - FUND CASH - DEBT RETIREMENT PRINCIPAL	-	-	-	-	239,191.28	-	239,191.28
10600 - FUND CASH - DEBT RETIREMENT INTEREST	-	-	-	-	-	71,293.12	71,293.12
11000 - PETTY CASH - ACCOUNTING	100.00	-	-	-	-	-	100.00
CASH SUBTOTAL	788,224.32	278,937.27	576,278.11	60,750.18	239,191.28	71,293.12	2,014,674.28
13000 - ACCOUNTS RECEIVABLE	-	-	-	-	-	-	-
13500 - PROPERTY TAXES RECEIVABLE	-	-	-	-	-	-	-
15000 - DUE FROM OTHER FUNDS	1,342,535.74	-	1,275,295.36	-	-	-	2,617,831.10
15500 - DEPOSIT	-	-	-	-	-	-	-
16000 - PREPAID ITEMS	-	-	-	-	-	-	-
Total Assets:	\$ 2,130,760.06	\$ 278,937.27	\$ 1,851,573.47	\$ 60,750.18	\$ 239,191.28	\$ 71,293.12	\$ 4,632,505.38
Current Liabilities							
21050 - ACCOUNTS PAYABLE	-	-	-	-	-	-	-
21250 - SALES TAX PAYABLE	98.72	-	-	7.06	-	-	105.78
21300 - FEDERAL INCOME WITHHOLDING	-	-	-	-	-	-	-
21400 - SOCIAL SECURITY WITHHOLDING	-	-	-	-	-	-	-
21450 - MEDICARE WITHHOLDING	-	-	-	-	-	-	-
21500 - STATE INCOME TAX WITHHOLDING	-	-	-	-	-	-	-
21660 - HEALTH SAVINGS ACCOUNT	-	-	-	-	-	-	-
21665 - HSA FEES (DUE 3RD PARTY)	-	-	-	-	-	-	-
21700 - PUBLIC SAFETY RETIREMENT	-	-	-	-	-	-	-
21725 - CIVILIAN EMPLOYEE RETIREMENT	-	-	-	-	-	-	-
21800 - PRE-TAX 457 PLAN	-	-	-	-	-	-	-
21925 - VOLUNTARY EMPLOYEE BENEFICIARY ASSOC	-	-	-	-	-	-	-
22200 - DISABILITY INS - VOLUNTARY LONG TERM	(3,047.55)	(405.10)	-	-	-	-	(3,452.65)
22300 - LIFE INS - VOLUNTARY SUPPLEMENTAL	(2,194.84)	(173.98)	-	-	-	-	(2,368.82)
24000 - AFLAC	1,232.01	194.64	-	-	-	-	1,426.65
25000 - DUE TO OTHER FUNDS	-	2,617,831.10	-	-	-	-	2,617,831.10
26000 - DEFERRED REVENUE	-	-	-	-	-	-	-
26550 - ACCRUED PAYROLL & RELATED BENEFITS	-	-	-	-	-	-	-
Total Liabilities:	(3,911.66)	2,617,446.66	-	7.06	-	-	2,613,542.06
Equity							
31000 - FUND BALANCE	3,117,104.66	(2,369,215.42)	1,871,810.10	52,656.98	238,217.08	71,044.62	2,981,618.02
Beginning Equity:	3,117,104.66	(2,369,215.42)	1,871,810.10	52,656.98	238,217.08	71,044.62	2,981,618.02
CURRENT YEAR PROFIT / LOSS	(982,432.94)	30,706.03	(20,236.63)	8,086.14	974.20	248.50	(962,654.70)
Total Current Liabilities and Equity:	\$ 2,130,760.06	\$ 278,937.27	\$ 1,851,573.47	\$ 60,750.18	\$ 239,191.28	\$ 71,293.12	\$ 4,632,505.38



Superstition Fire & Medical District Cash Flow - All Governmental Funds

July 31, 2020

Month	Status	Beginning				Ending
		Cash Balance	Revenues	Expenditures	Variance	Cash Balance
July	Actual	\$ 2,981,518	\$ 539,704	\$ 1,506,548	\$ (966,844)	\$ 2,014,674
August	Projected	\$ 2,014,674	\$ 515,429	\$ 2,331,832	\$ (1,816,403)	\$ 198,271
September	Projected	\$ 198,271	\$ 1,835,308	\$ 1,600,678	\$ 234,630	\$ 432,901
October	Projected	\$ 432,901	\$ 6,032,756	\$ 1,489,823	\$ 4,542,933	\$ 4,975,834
November	Projected	\$ 4,975,834	\$ 1,647,940	\$ 1,995,282	\$ (347,342)	\$ 4,628,492
December	Projected	\$ 4,628,492	\$ 1,826,854	\$ 1,435,801	\$ 391,053	\$ 5,019,545
January	Projected	\$ 5,019,545	\$ 1,078,459	\$ 1,633,473	\$ (555,014)	\$ 4,464,531
February	Projected	\$ 4,464,531	\$ 887,920	\$ 1,517,645	\$ (629,725)	\$ 3,834,806
March	Projected	\$ 3,834,806	\$ 942,784	\$ 1,645,723	\$ (702,939)	\$ 3,131,867
April	Projected	\$ 3,131,867	\$ 3,504,847	\$ 1,301,392	\$ 2,203,455	\$ 5,335,322
May	Projected	\$ 5,335,322	\$ 1,585,748	\$ 2,172,405	\$ (586,657)	\$ 4,748,665
June	Projected	\$ 4,748,665	\$ 415,238	\$ 2,177,764	\$ (1,762,526)	\$ 2,986,139

Per Arizona Revised Statute (ARS) §48-807(O), the District must produce a Cash Flow Projection Report each fiscal year. This was a new requirement effective September 13, 2013.

The Cash Flow report consists of the combined cash balances of all District Funds. These balances includes the General (100) Fund, Rescue Transport (150), Capital Projects (200) Fund, Bond Proceeds (300) Fund, Special Revenue (400) Fund, CCU Grant (450) Fund, Debt Principal (500) Fund, and Debt Interest (600) Fund.

The first half of the fiscal year's property taxes is due between October 1 and November 1, and the second half is due between March 1 and May 1. Consequently, during the early months of the fiscal year, Capital Projects fund may be utilized to off-set low revenue collections period, but are returned to the Capital Fund when revenue flows increase.

The Cash Flow Projection Report is to be updated monthly with the actual revenues deposited into and expenditures disbursed from the District' cash accounts. It is important to note that the revenues and expenditures are reported here on a Cash Basis.

This report is generated to demonstrate that the Fire District maintains sufficient cash available to satisfy the projected expenditures budgeted over the course of the fiscal year. Close attention should be paid to the Ending Cash Balance columns of this report.

The projections above were derived from an analysis of the District's actual revenues and expenditures for the past three fiscal years and the current year's approved budget. They are to be used as a guide in financial planning. For more detailed information regarding revenues, expenditures, and cash accounts, please refer to the District's Monthly Financial Statements, Warrants Register, and Bank Statements.



Superstition Fire & Medical District Income Statement Summary

For Fiscal: 2019-2020 Period Ending: 6/30/20

	Original Total Budget	Current Month Actual	YTD Actual Activity	Forecasted Remaining Budget	% Budget Remaining
Fund: 100 - GENERAL					
Revenues					
DIRECT TAXES	14,377,651.00	15,114.13	15,114.13	14,362,536.87	99.9%
OTHER TAXES	491,345.00	9,972.92	9,972.92	481,372.08	98.0%
CHARGES FOR SERVICES	580,444.00	235,507.62	235,507.62	344,936.38	59.4%
COMMUNITY HEALTH SERVICES	3,000.00	-	-	3,000.00	100.0%
OTHER INCOME	40,000.00	1,290.23	1,290.23	38,709.77	96.8%
INTERGOVERNMENTAL INCOME	4,000.00	400.00	400.00	3,600.00	90.0%
OTHER FINANCING SOURCES (USES)	-	-	-	-	0.0%
Revenue Total:	\$ 15,496,440.00	\$ 262,284.90	\$ 262,284.90	\$ 15,234,155.10	98.3%
Expenditures					
ADMINISTRATIVE SERVICES	6,370,800.00	590,480.16	590,480.16	5,780,319.84	90.7%
FINANCIAL SERVICES / RESERVES	1,500,262.00	87.34	87.34	1,500,174.66	100.0%
TRAINING SERVICES	26,670.00	1,505.00	1,505.00	25,165.00	94.4%
TECHNICAL SERVICES	588,028.00	33,834.10	33,834.10	554,193.90	94.2%
COMMUNICATION SERVICES	215,880.00	8,870.22	8,870.22	207,009.78	95.9%
EMERGENCY SERVICES	8,476,811.00	599,160.76	599,160.76	7,877,650.24	92.9%
COMMUNITY SERVICES	118,743.00	10,780.26	10,780.26	107,962.74	90.9%
Expenditures Total:	17,297,194.00	1,244,717.84	1,244,717.84	16,052,476.16	92.8%
Net Financial Sources (Uses)	\$ (1,800,754.00)	\$ (982,432.94)	\$ (982,432.94)	\$ (818,321.06)	
Beginning Unrestricted Fund Balance July 1, 2020	1,800,754.00				



Superstition Fire & Medical District Expenditures - Summary

For Fiscal: 2019-2020 Period Ending: 6/30/20

	Original Total Budget	Current Month Actual	YTD Actual Activity	Forecasted Remaining Budget	% Budget Remaining
Fund: 100 - GENERAL OPERATING					
DIVISION 10: ADMINISTRATIVE SERVICES					
Compensation & Benefits					
Compensation	650,719.00	52,230.49	52,230.49	598,488.51	🟡 92.0%
Employer Provided Benefits	4,414,492.00	423,400.04	423,400.04	3,991,091.96	🟡 90.4%
Operating Expenditures					
Equipment & Machinery	-	-	-	-	🟢 0.0%
Parts & Supplies	440,900.00	34,649.71	34,649.71	406,250.29	🟢 92.1%
Facility Services	269,975.00	13,132.26	13,132.26	256,842.74	🟢 95.1%
Operating Services	92,506.00	10,438.21	10,438.21	82,067.79	🟡 88.7%
Professional Services	502,208.00	56,629.45	56,629.45	445,578.55	🟡 88.7%
Financial Services	1,500,262.00	87.34	87.34	1,500,174.66	🟢 100.0%
Training Services	26,670.00	1,505.00	1,505.00	25,165.00	🟢 94.4%
TOTAL ADMINISTRATIVE SERVICES	7,897,732.00	592,072.50	592,072.50	7,305,659.50	🟢 92.5%
DIVISION 20: TECHNICAL SERVICES					
Compensation					
	278,348.00	20,282.82	20,282.82	258,065.18	🟢 92.7%
Operating Expenditures					
Equipment & Machinery	3,550.00	-	-	3,550.00	🟢 100.0%
Operating Supplies	170,500.00	11,609.78	11,609.78	158,890.22	🟢 93.2%
Parts & Supplies	106,530.00	1,332.80	1,332.80	105,197.20	🟢 98.7%
Professional Services	25,100.00	608.70	608.70	24,491.30	🟢 97.6%
Training Services	4,000.00	-	-	4,000.00	🟢 100.0%
TOTAL TECHNICAL SERVICES	588,028.00	33,834.10	33,834.10	554,193.90	🟢 94.2%
DIVISION 30: COMMUNICATIONS SERVICES					
Operating Expenditures					
Parts & Supplies	2,150.00	-	-	2,150.00	🟢 100.0%
Facility Services	6,000.00	371.33	371.33	5,628.67	🟢 93.8%
Operating Services	76,960.00	8,498.89	8,498.89	68,461.11	🟡 89.0%
Professional Services	130,770.00	-	-	130,770.00	🟢 100.0%
TOTAL COMMUNICATION SERVICES	215,880.00	8,870.22	8,870.22	207,009.78	🟢 95.9%
DIVISION 40: EMERGENCY SERVICES					
Compensation					
	8,091,488.00	587,159.85	587,159.85	7,504,328.15	🟢 92.7%
Operating Expenditures					
Equipment & Machinery	42,833.00	-	-	42,833.00	🟢 100.0%
Operating Supplies	107,700.00	7,860.79	7,860.79	99,839.21	🟢 92.7%
Parts & Supplies	87,500.00	932.43	932.43	86,567.57	🟢 98.9%
Operating Services	13,290.00	-	-	13,290.00	🟢 100.0%
Professional Services	82,667.00	1,797.69	1,797.69	80,869.31	🟢 97.8%
Training Services	51,333.00	1,410.00	1,410.00	49,923.00	🟢 97.3%
TOTAL EMERGENCY SERVICES	8,476,811.00	599,160.76	599,160.76	7,877,650.24	🟢 92.9%
DIVISION 50: COMMUNITY SERVICES / FIRE PREVENTION					
Compensation					
	86,843.00	6,680.26	6,680.26	80,162.74	🟢 92.3%
Operating Expenditures					
Operating Supplies	2,000.00	-	-	2,000.00	🟢 100.0%
Parts & Supplies	3,000.00	-	-	3,000.00	🟢 100.0%
Operating Services	2,500.00	100.00	100.00	2,400.00	🟢 96.0%
Professional Services	20,900.00	4,000.00	4,000.00	16,900.00	🔴 80.9%
Training Services	3,500.00	-	-	3,500.00	🟢 100.0%
TOTAL COMMUNITY SERVICES / FIRE PREVENTION	118,743.00	10,780.26	10,780.26	107,962.74	🟡 90.9%
GRAND TOTAL GENERAL FUND	\$ 17,297,194.00	\$ 1,244,717.84	\$ 1,244,717.84	\$ 16,052,476.16	🟢 92.8%



Superstition Fire & Medical District Income Statement - Detail

For Fiscal: 2020-2021 Period Ending: 7/31/20

		Original Total Budget	Current Month Actual	YTD Actual Activity	Forecasted Remaining Budget	% Budget Remaining
Revenue						
Direct Taxes						
100-10-41000-10	REAL & SECURED PROPERTY TAXES	12,972,892.00	25,105.38	25,105.38	12,947,786.62	99.8%
100-10-41050-10	UNSECURED PERS PROPERTY TAXES	1,015,266.00	8,498.47	8,498.47	1,006,767.53	99.2%
100-10-41075-10	REFUNDED TAXES	(25,000.00)	(18,985.50)	(18,985.50)	(6,014.50)	24.1%
100-10-41080-10	MARICOPA COUNTY PROPERTY TAXES	14,493.00	495.78	495.78	13,997.22	96.6%
100-10-41100-10	FIRE DISTRICT ASSISTANCE TAX	400,000.00	-	-	400,000.00	100.0%
	Subtotal	14,377,651.00	15,114.13	15,114.13	14,362,536.87	99.9%
Other Taxes						
100-10-41200-10	SRP CONTRIBUTIONS	371,345.00	-	-	371,345.00	100.0%
100-10-41300-10	INSURANCE PREMIUM TAX	120,000.00	9,972.92	9,972.92	110,027.08	91.7%
	Total Tax Revenue	14,868,996.00	25,087.05	25,087.05	14,843,908.95	99.8%
Charges for Services						
100-10-42025-41	RTC COST RECOVERY	40,000.00	3,452.40	3,452.40	36,547.60	91.4%
100-10-42050-41	OTHER EMS PAYMENTS	7,444.00	-	-	7,444.00	100.0%
100-10-42075-41	EMS CONTRACTS	53,000.00	-	-	53,000.00	100.0%
100-10-42078-12	FIRE CONTRACTS	5,000.00	5,000.00	5,000.00	-	0.0%
100-10-42200-41	MISCELLANEOUS CONTRACTS	7,000.00	763.74	763.74	6,236.26	89.1%
100-10-42500-50	SELF INSPECTION FEES	3,000.00	160.00	160.00	2,840.00	94.7%
100-10-42600-15	COPIES (FIRE REPORTS, ETC.)	1,000.00	100.00	100.00	900.00	90.0%
100-10-42700-50	PERMITS	14,000.00	1,100.00	1,100.00	12,900.00	92.1%
100-10-43100-12	STATE LAND FIRE PAYMENTS	450,000.00	221,677.98	221,677.98	228,322.02	50.7%
100-10-43200-20	OUTSIDE FLEET MAINTENANCE	-	3,253.50	3,253.50	(3,253.50)	0.0%
100-10-43300-50	INTERGOVERNMENTAL - PLAN REVIEW FEES	4,000.00	400.00	400.00	3,600.00	90.0%
	Total Charges for Services	584,444.00	235,907.62	235,907.62	348,536.38	59.6%
Community Health Services						
100-10-43500-41	CPR / FIRST AID CLASSES	3,000.00	-	-	3,000.00	100.0%
Other Income						
100-10-45700-10	INVESTMENT EARNINGS	30,000.00	2,002.73	2,002.73	27,997.27	93.3%
100-10-45800-10	COBRA REIMBURSEMENT INCOME	-	-	-	-	0.0%
100-10-45900-10	OTHER INCOME	10,000.00	(712.50)	(712.50)	10,712.50	107.1%
100-10-46700-10	CM GRANT REIMBURSEMENT INCOME	-	-	-	-	100.0%
	Total Charges for Services	40,000.00	1,290.23	1,290.23	38,709.77	96.8%
Other Financing Sources (Uses)						
100-80-48020-04	TRANSFER IN (400 Fund)	-	-	-	-	0.0%
100-80-48020-10	TRANSFER IN	-	-	-	-	0.0%
100-80-48100-04	TRANSFER OUT (400 Fund)	-	-	-	-	0.0%
100-80-48100-05	TRANSFER OUT (450 Fund)	-	-	-	-	0.0%
100-90-49500-10	DISTRICT EQUIPMENT SALES	-	-	-	-	0.0%
	Total Financing Sources (Uses)	-	-	-	-	0.0%
Revenue Total:		\$ 15,496,440.00	\$ 262,284.90	\$ 262,284.90	\$ 15,234,155.10	98.3%

Expense

DIVISION 10: ADMINISTRATIVE SERVICES

		Original	Current Month	YTD Actual Activity	Forecasted	% Budget
Wages						
100-10-50000-10	FIRE CHIEF	180,778.00	12,576.95	12,576.95	168,201.05	93.0%
100-10-50010-10	ADMIN SERVICES STAFF	461,825.00	35,853.57	35,853.57	425,971.43	92.2%
100-10-52510-10	WAGE ALLOWANCE (CELL PHONES)	6,616.00	544.45	544.45	6,071.55	91.8%
100-10-52700-10	ADMIN SERVICES STAFF OVERTIME	1,500.00	3,255.52	3,255.52	(1,755.52)	-117.0%
	Subtotal	650,719.00	52,230.49	52,230.49	598,488.51	92.0%
Employer Provided Benefits						
100-10-53710-10	PENSION (PSPRS)	2,271,488.00	185,148.27	185,148.27	2,086,339.73	91.8%
100-10-53760-10	PENSION (ASRS)	112,261.00	8,968.09	8,968.09	103,292.91	92.0%
100-10-53770-10	BENEFIT CONTRIBUTIONS	1,379,894.00	105,701.21	105,701.21	1,274,192.79	92.3%
100-10-53799-10	SAFER GRANT BENEFIT REIMBURSEMENT	(150,506.00)	(30,997.47)	(30,997.47)	(119,508.53)	79.4%
100-10-53810-10	SOCIAL SECURITY	55,678.00	4,613.85	4,613.85	51,064.15	91.7%
100-10-53830-10	MEDICARE	134,634.00	11,090.78	11,090.78	123,543.22	91.8%
100-10-53860-10	INDUSTRIAL INSURANCE	156,421.00	34,774.82	34,774.82	121,646.18	77.8%
100-10-53890-10	UNEMPLOYMENT	-	-	-	-	0.0%
100-10-53910-10	MEDICAL INSURANCE	-	79,267.23	79,267.23	(79,267.23)	0.0%
100-10-53920-10	DENTAL INSURANCE	-	6,114.88	6,114.88	(6,114.88)	0.0%
100-10-53930-10	VISION INSURANCE	-	863.57	863.57	(863.57)	0.0%
100-10-53940-10	EMPLOYEE ASSISTANCE PROGRAM	9,723.00	1,612.80	1,612.80	8,110.20	83.4%
100-10-53950-10	LIFE INSURANCE	10,128.00	1,666.00	1,666.00	8,462.00	83.6%
100-10-53960-10	CANCER INSURANCE FUND (PSPRS)	4,700.00	-	-	4,700.00	100.0%
100-10-53965-10	COBRA (REIMBURSABLE)	-	4,292.97	4,292.97	(4,292.97)	0.0%
100-10-53990-10	EARNED LEAVE BUYOUT (ELBO) PROGRAM	288,487.00	-	-	288,487.00	100.0%
100-10-53992-10	EARNED LEAVE BUYOUT PROGRAM - FICA	8,075.00	-	-	8,075.00	100.0%



Superstition Fire & Medical District Income Statement - Detail

For Fiscal: 2020-2021 Period Ending: 7/31/20

	Original Total Budget	Current Month Actual	YTD Actual Activity	Forecasted Remaining Budget	% Budget Remaining	
100-10-53997-10	EARNED LEAVE SEPARATION (ELSP) PROGRAM	132,872.00	10,136.07	10,136.07	122,735.93	92.4%
100-10-53998-10	EARNED LEAVE SEPARATION PROGRAM - FICA	637.00	146.97	146.97	490.03	76.9%
Subtotal	4,414,492.00	423,400.04	423,400.04	3,991,091.96	90.4%	
Admin Services Compensation & Benefits Total: 5,065,211.00 475,630.53 475,630.53 4,589,580.47 90.6%						
Equipment & Machinery						
100-10-54050-08	COMPUTER SOFTWARE	-	-	-	-	0.0%
Subtotal	-	-	-	-	0.0%	
Operating Supplies / Parts & Supplies						
100-10-55060-08	COMPUTER / PRINTER SUPPLIES & MAINTENANCE	22,000.00	(43.86)	(43.86)	22,043.86	100.2%
100-10-55340-20	IGA PARTS & SUPPLIES - FLORENCE	-	-	-	-	0.0%
100-10-55341-12	IGA - STATE LAND REIMBURSABLE EXPENSES	17,500.00	-	-	17,500.00	100.0%
100-10-55342-12	STATE LAND / SHIFT COVERAGE	214,100.00	32,579.49	32,579.49	181,520.51	84.8%
100-10-55343-20	IGA SERVICES WAGES (INTERGOVERNMENTAL)	-	-	-	-	0.0%
100-10-55345-41	CONTRACTED SPECIAL EVENTS OVERTIME	-	-	-	-	0.0%
100-10-55550-12	OFFICE FURNITURE & EQUIP, PARTS & SUPPLIES	16,200.00	184.41	184.41	16,015.59	98.9%
100-10-55670-50	VOLUNTEER EXPENSES	100.00	-	-	100.00	100.0%
100-10-56340-12	CLEANING SUPPLIES	10,000.00	58.37	58.37	9,941.63	99.4%
100-10-56600-12	FACILITY MAINTENANCE	26,750.00	306.97	306.97	26,443.03	98.9%
100-10-56860-12	FOOD / BEVERAGES	600.00	-	-	600.00	100.0%
100-10-57100-12	OFFICE SUPPLIES	6,000.00	-	-	6,000.00	100.0%
100-10-57200-12	POSTAGE / DELIVERY SERVICES	1,600.00	150.00	150.00	1,450.00	90.6%
100-10-57220-12	POSTAGE METER RENTAL / SUPPLIES	400.00	-	-	400.00	100.0%
100-10-57440-12	PROFESSIONAL PUBLICATIONS / SUBSCRIPTIONS	1,300.00	-	-	1,300.00	100.0%
100-10-57600-12	HONOR GUARD	2,000.00	-	-	2,000.00	100.0%
100-10-57620-12	REWARDS / RECOGNITION / FLOWERS SUPPLIES	4,600.00	227.84	227.84	4,372.16	95.0%
100-10-57660-12	PEER SUPPORT	200.00	-	-	200.00	100.0%
100-10-58000-12	UNIFORMS (CIVILIAN)	5,400.00	-	-	5,400.00	100.0%
100-10-58020-12	UNIFORMS - CLASS A / NEW HIRES	40,200.00	-	-	40,200.00	100.0%
100-10-58080-12	UNIFORMS (GOVERNING BOARD)	250.00	-	-	250.00	100.0%
100-10-58100-12	UNIFORMS (PUBLIC SAFETY)	71,200.00	1,186.49	1,186.49	70,013.51	98.3%
100-10-58150-12	UNIFORMS (VOLUNTEERS)	500.00	-	-	500.00	100.0%
Subtotal	440,900.00	34,649.71	34,649.71	406,250.29	92.1%	
Facility Services						
100-10-59000-12	FACILITIES RENT	31,500.00	5,300.00	5,300.00	26,200.00	83.2%
100-10-59020-12	ELECTRICITY	104,000.00	499.98	499.98	103,500.02	99.5%
100-10-59040-12	FACILITY PROJECTS	80,000.00	3,210.78	3,210.78	76,789.22	96.0%
100-10-59060-12	NATURAL GAS	6,000.00	1,333.55	1,333.55	4,666.45	77.8%
100-10-59100-08	PHONE	20,000.00	1,413.74	1,413.74	18,586.26	92.9%
100-10-59160-12	WATER SOFTENER SUPPLIES	5,475.00	405.83	405.83	5,069.17	92.6%
100-10-59180-12	SEWER / SEPTIC	3,800.00	134.92	134.92	3,665.08	96.4%
100-10-59200-12	WATER	19,200.00	833.46	833.46	18,366.54	95.7%
Subtotal	269,975.00	13,132.26	13,132.26	256,842.74	95.1%	
Operating Services						
100-10-60180-08	COPIER MAINTENANCE & SUPPLIES	4,634.00	488.98	488.98	4,145.02	89.4%
100-10-60230-12	DOCUMENT DISPOSAL SERVICES	500.00	46.66	46.66	453.34	90.7%
100-10-60240-12	EXTERMINATING	3,500.00	-	-	3,500.00	100.0%
100-10-60310-08	INTERNET	53,300.00	5,756.81	5,756.81	47,543.19	89.2%
100-10-60320-12	LANDSCAPING	2,400.00	-	-	2,400.00	100.0%
100-10-60580-12	REFUSE COLLECTION	3,500.00	277.13	277.13	3,222.87	92.1%
100-10-60600-12	SECURITY & ALARM SYSTEMS	6,000.00	2,719.50	2,719.50	3,280.50	54.7%
100-10-60620-08	INDIVIDUAL SOFTWARE LICENSING	4,000.00	-	-	4,000.00	100.0%
100-10-60630-08	SYSTEM SERVER HOSTING	3,172.00	528.66	528.66	2,643.34	83.3%
100-10-60740-12	WATER & ICE (DRINKING)	11,500.00	620.47	620.47	10,879.53	94.6%
Subtotal	92,506.00	10,438.21	10,438.21	82,067.79	88.7%	
Professional Services						
100-10-61010-08	ACCREDITATION	21,150.00	-	-	21,150.00	100.0%
100-10-61020-12	ADMIN MEDICAL DIRECTOR - CONTRACT	30,000.00	-	-	30,000.00	100.0%
100-10-61060-12	NEW HIRE HR ADVERTISING	-	45.34	45.34	(45.34)	0.0%
100-10-61100-12	BACKGROUND INVESTIGATION / CREDIT REPORTING	300.00	-	-	300.00	100.0%
100-10-61160-08	COMPUTER INFO SYSTEMS MAINT CONTRACT	22,000.00	-	-	22,000.00	100.0%
100-10-61170-08	CIS WEB HOSTING / DOMAINS / CERTIFICATES	2,366.00	66.00	66.00	2,300.00	97.2%
100-10-61200-12	NEW HIRE HR TESTING	6,500.00	-	-	6,500.00	100.0%
100-10-61250-12	FIRE CHIEF SEARCH CONTINGENCY	25,000.00	-	-	25,000.00	100.0%
100-10-61260-12	CPA AUDIT SERVICES	13,000.00	-	-	13,000.00	100.0%
100-10-61300-12	LABOR RELATIONS CONSULTING / CONFERENCES	3,667.00	-	-	3,667.00	100.0%
100-10-61400-12	CONTRACTED NIMS TRAINING	6,000.00	-	-	6,000.00	100.0%
100-10-61700-12	VEHICLE / PROPERTY / LIABILITY INSURANCE	137,075.00	-	-	137,075.00	100.0%
100-10-61860-12	GOVERNING BOARD LEGAL SERVICES	21,500.00	-	-	21,500.00	100.0%
100-10-61880-12	HR / INVESTIGATION LEGAL SERVICES	10,000.00	-	-	10,000.00	100.0%



Superstition Fire & Medical District Income Statement - Detail

For Fiscal: 2020-2021 Period Ending: 7/31/20

	Original Total Budget	Current Month Actual	YTD Actual Activity	Forecasted Remaining Budget	% Budget Remaining
100-10-61920-12 MEDICAL EXAM SERVICES	135,500.00	50,208.00	50,208.00	85,292.00	62.9%
100-10-61960-12 TEMP PERSONNEL - OUTSIDE SERVICES	-	-	-	-	0.0%
100-10-62020-12 PRINTING / PUBLISHING SERVICES	2,500.00	-	-	2,500.00	100.0%
100-10-62060-12 PROFESSIONAL ORGANIZATIONS / MEMBERSHIP	5,150.00	43.44	43.44	5,106.56	99.2%
100-10-62105-08 GLOBAL SOFTWARE LICENSING	60,500.00	6,266.67	6,266.67	54,233.33	89.6%
Subtotal	502,208.00	56,629.45	56,629.45	445,578.55	88.7%
Financial Services					
100-10-63000-10 ADMIN FEES, BONDS & LEASES	1,000.00	82.29	82.29	917.71	91.8%
100-10-63100-10 FEES (RECORD / FILING / PERMIT)	100.00	-	-	100.00	100.0%
100-10-63140-10 INTEREST & FINANCE CHARGES	4,000.00	5.05	5.05	3,994.95	99.9%
100-10-63150-10 FINANCIAL RESERVE	1,495,162.00	-	-	1,495,162.00	100.0%
Subtotal	1,500,262.00	87.34	87.34	1,500,174.66	100.0%
Training Services					
100-10-64020-12 ADMINISTRATIVE TRAINING / CONFERENCES	4,000.00	-	-	4,000.00	100.0%
100-10-64040-12 BOARD OF DIRECTORS TRAINING	1,200.00	-	-	1,200.00	100.0%
100-10-64060-12 COLLEGE TUITION REIMBURSEMENT	21,470.00	1,505.00	1,505.00	19,965.00	93.0%
Subtotal	26,670.00	1,505.00	1,505.00	25,165.00	94.4%
Administrative Services Operating Expense Total:	2,832,521.00	116,441.97	116,441.97	2,716,079.03	95.9%
TOTAL ADMINISTRATIVE SERVICES	7,897,732.00	592,072.50	592,072.50	7,305,659.50	92.5%

DIVISION 20: TECHNICAL SERVICES

Wages					
100-20-50020-10 FLEET & FACILITIES STAFF	270,848.00	20,282.82	20,282.82	250,565.18	92.5%
100-20-52700-20 FLEET & FACILITIES STAFF OVERTIME	7,500.00	-	-	7,500.00	100.0%
Technical Services Wages Total:	278,348.00	20,282.82	20,282.82	258,065.18	92.7%
Equipment & Machinery					
100-20-54050-20 DIAGNOSTIC SOFTWARE	3,550.00	-	-	3,550.00	100.0%
Operating Supplies					
100-20-55400-20 MECHANICAL EQUIPMENT, PARTS & SUPPLIES	6,000.00	-	-	6,000.00	100.0%
100-20-55580-20 TIRES	69,500.00	3,261.55	3,261.55	66,238.45	95.3%
100-20-55620-20 VEHICLE PARTS	95,000.00	8,348.23	8,348.23	86,651.77	91.2%
Subtotal	170,500.00	11,609.78	11,609.78	158,890.22	93.2%
Parts & Supplies					
100-20-56800-20 FLUIDS (ANTIFREEZE, BRAKE, TRANSMISSION)	7,550.00	949.97	949.97	6,600.03	87.4%
100-20-56880-20 FUEL - DIESEL	68,445.00	226.76	226.76	68,218.24	99.7%
100-20-56900-20 FUEL - UNLEADED	15,700.00	92.17	92.17	15,607.83	99.4%
100-20-57060-20 MISCELLANEOUS SHOP SUPPLIES	8,370.00	63.90	63.90	8,306.10	99.2%
100-20-57140-20 ENGINE OIL	5,565.00	-	-	5,565.00	100.0%
100-20-58120-20 UNIFORMS & TOWELS (TECHNICAL SERVICES)	900.00	-	-	900.00	100.0%
Subtotal	106,530.00	1,332.80	1,332.80	105,197.20	98.7%
Professional Services					
100-20-61460-20 HAZARDOUS WASTE DISPOSAL	400.00	-	-	400.00	100.0%
100-20-61820-20 LADDER TESTING & CERT - AERIAL & GROUND	3,450.00	-	-	3,450.00	100.0%
100-20-62140-20 REPAIR & MAINTENANCE - FLEET	21,250.00	608.70	608.70	20,641.30	97.1%
Subtotal	25,100.00	608.70	608.70	24,491.30	97.6%
Training Services					
100-20-64470-20 FLEET SERVICES TRAINING	4,000.00	-	-	4,000.00	100.0%
Technical Services Operating Expense Total:	309,680.00	13,551.28	13,551.28	296,128.72	95.6%
TOTAL TECHNICAL SERVICES	588,028.00	33,834.10	33,834.10	554,193.90	94.2%



Superstition Fire & Medical District Income Statement - Detail

For Fiscal: 2020-2021 Period Ending: 7/31/20

		Original Total Budget	Current Month Actual	YTD Actual Activity	Forecasted Remaining Budget	% Budget Remaining
DIVISION 30: COMMUNICATIONS SERVICES						
Parts & Supplies						
100-30-56040-15	BATTERIES - ELECTRONICS (PORTABLE BATTERIES)	1,900.00	-	-	1,900.00	🟢 100.0%
100-30-57590-15	RADIO EQUIPMENT SUPPLIES	250.00	-	-	250.00	🟢 100.0%
	Subtotal	2,150.00	-	-	2,150.00	🟢 100.0%
Facility Services						
100-30-59080-15	PHONE / E - 911 COMM CIRCUITS	6,000.00	371.33	371.33	5,628.67	🟢 93.8%
Operating Services						
100-30-60020-15	TOPAZ / G2 MAINTENANCE	12,000.00	67.33	67.33	11,932.67	🟢 99.4%
100-30-60340-08	MCT MAINTENANCE	20,400.00	5,653.35	5,653.35	14,746.65	🔴 72.3%
100-30-60350-08	MOBILE DATA OPERATIONS	34,560.00	2,778.21	2,778.21	31,781.79	🟡 92.0%
100-30-60560-15	RADIO INFORMATION SYSTEMS MAINTENANCE	10,000.00	-	-	10,000.00	🟢 100.0%
	Subtotal	76,960.00	8,498.89	8,498.89	68,461.11	🟡 89.0%
Professional Services						
100-30-61440-15	DISPATCH SERVICES - MFMD	130,770.00	-	-	130,770.00	🟢 100.0%
	TOTAL COMMUNICATIONS SERVICES	215,880.00	8,870.22	8,870.22	207,009.78	🟢 95.9%
DIVISION 40: EMERGENCY SERVICES						
Wages						
100-40-50040-10	ASSISTANT CHIEFS	284,095.00	21,409.20	21,409.20	262,685.80	🟢 92.5%
100-40-50050-10	DEPUTY CHIEF	148,533.00	11,331.64	11,331.64	137,201.36	🟢 92.4%
100-40-50140-10	ADMINISTRATIVE ASSISTANT II	56,112.00	4,316.28	4,316.28	51,795.72	🟢 92.3%
100-40-51010-10	BATTALION CHIEFS	335,013.00	26,582.66	26,582.66	308,430.34	🟢 92.1%
100-40-51030-10	CAPTAINS	2,178,901.00	165,922.85	165,922.85	2,012,978.15	🟢 92.4%
100-40-51040-10	ENGINEERS	1,492,232.00	107,407.60	107,407.60	1,384,824.40	🟢 92.8%
100-40-51050-10	FIREFIGHTERS	3,218,310.00	240,968.56	240,968.56	2,977,341.44	🟢 92.5%
100-40-52015-10	INJURY WAGES	-	1,976.37	1,976.37	(1,976.37)	🔴 0.0%
100-40-52530-12	BATTALION CHIEF COVERAGE	22,500.00	-	-	22,500.00	🟢 100.0%
100-40-52539-10	SAFER GRANT WAGES REIMBURSEMENT	(282,308.00)	(57,107.20)	(57,107.20)	(225,200.80)	🔴 79.8%
	Subtotal	7,453,388.00	522,807.96	522,807.96	6,930,580.04	🟢 93.0%
OT Wages						
100-40-52540-10	FLSA HALFTIME	95,279.00	10,463.50	10,463.50	84,815.50	🟡 89.0%
100-40-52560-10	HOLIDAY PAY	283,356.00	26,327.98	26,327.98	257,028.02	🟡 90.7%
100-40-52700-12	OPS ADMIN STAFF OVERTIME	500.00	-	-	500.00	🟢 100.0%
100-40-52740-12	SHIFT OVERTIME	135,000.00	23,029.33	23,029.33	111,970.67	🔴 82.9%
100-40-52750-12	SPECIAL OVERTIME	2,400.00	81.53	81.53	2,318.47	🟢 96.6%
100-40-52810-12	NON-CONTRACTED SPECIAL EVENTS OT	40,925.00	-	-	40,925.00	🟢 100.0%
100-40-52850-47	SCBA OVERTIME	1,500.00	-	-	1,500.00	🟢 100.0%
100-40-52910-50	PUBLIC EVENTS / PUB ED OT	1,500.00	-	-	1,500.00	🟢 100.0%
	Subtotal	560,460.00	59,902.34	59,902.34	500,557.66	🟡 89.3%
Training OT Wages						
100-40-53140-41	EMS TRAINING OT	3,040.00	-	-	3,040.00	🟢 100.0%
100-40-53240-12	PROMOTIONAL TESTING OT	9,000.00	4,449.55	4,449.55	4,550.45	🔴 50.6%
100-40-53260-41	FIRE OPERATIONAL TRAINING OT	25,000.00	-	-	25,000.00	🟢 100.0%
100-40-53360-41	OFFICER DEVELOPMENT OT	14,200.00	-	-	14,200.00	🟢 100.0%
100-40-53380-41	RECRUIT / INTERN ACADEMY OT	17,000.00	-	-	17,000.00	🟢 100.0%
100-40-53500-41	SPECIAL OPERATIONS OT	9,400.00	-	-	9,400.00	🟢 100.0%
	Subtotal	77,640.00	4,449.55	4,449.55	73,190.45	🟢 94.3%
Other OT Wages						
100-40-53580-15	FIRE INVESTIGATION OT	-	-	-	-	🟢 0.0%
	Emergency Services Wages Total:	8,091,488.00	587,159.85	587,159.85	7,504,328.15	🟢 92.7%
Equipment & Machinery						
100-40-54080-41	EMS EQUIPMENT & MACHINERY (ASSET)	2,000.00	-	-	2,000.00	🟢 100.0%
100-40-54120-40	FIRE OPS EQUIPMENT & MACHINERY (ASSET)	2,500.00	-	-	2,500.00	🟢 100.0%
100-40-54140-40	FIRE OPS HOSE (ASSET)	15,000.00	-	-	15,000.00	🟢 100.0%
100-40-54165-41	FIRE OPS TRAINING EQUIPMENT (ASSET)	6,000.00	-	-	6,000.00	🟢 100.0%
100-40-54300-42	PHYSICAL FITNESS EQUIPMENT (ASSET)	1,333.00	-	-	1,333.00	🟢 100.0%
100-40-54420-47	SCBA AIR MASKS (ASSET)	8,000.00	-	-	8,000.00	🟢 100.0%
100-40-54460-41	SPECIAL OPERATIONS EQUIPMENT (ASSET)	8,000.00	-	-	8,000.00	🟢 100.0%
	Subtotal	42,833.00	-	-	42,833.00	🟢 100.0%



Superstition Fire & Medical District Income Statement - Detail

For Fiscal: 2020-2021 Period Ending: 7/31/20

		Original Total Budget	Current Month Actual	YTD Actual Activity	Forecasted Remaining Budget	% Budget Remaining
Operating Supplies						
100-40-55100-41	EMS PARTS AND SUPPLIES	38,500.00	7,429.81	7,429.81	31,070.19	● 80.7%
100-40-55200-20	FIRE OPS EQUIPMENT, PARTS, SUPPLIES & MAINT	34,200.00	79.68	79.68	34,120.32	● 99.8%
100-40-55220-41	FIRE OPS TRAINING TOOLS & SUPPLIES	5,000.00	-	-	5,000.00	● 100.0%
100-40-55440-42	PHYSICAL FITNESS TRAINING TOOLS, SUPP & MAINT	2,000.00	-	-	2,000.00	● 100.0%
100-40-55480-42	SAFETY EQUIPMENT, PARTS & SUPPLIES	1,500.00	-	-	1,500.00	● 100.0%
100-40-55520-47	SCBA TOOLS, EQUIPMENT & SUPPLIES	4,000.00	-	-	4,000.00	● 100.0%
100-40-55560-41	SPECIAL OPS (TRT/HAZ-MAT) OPERATING EXPENSES	13,500.00	-	-	13,500.00	● 100.0%
100-40-55580-41	SPECIAL OPS (WILDLAND) OPERATING EXPENSES	9,000.00	351.30	351.30	8,648.70	● 96.1%
	Subtotal	107,700.00	7,860.79	7,860.79	99,839.21	● 92.7%
Parts & Supplies						
100-40-56220-41	COMM HEALTH SERVICES SUPPLIES	3,000.00	-	-	3,000.00	● 100.0%
100-40-56760-40	FIRE REHAB - PERISHABLES	500.00	-	-	500.00	● 100.0%
100-40-57245-42	PPE (PERSONAL PROTECTIVE EQUIPMENT)	84,000.00	932.43	932.43	83,067.57	● 98.9%
	Subtotal	87,500.00	932.43	932.43	86,567.57	● 98.9%
Operating Services						
100-40-60140-20	SCBA COMPRESSOR MAINTENANCE	3,000.00	-	-	3,000.00	● 100.0%
100-40-60700-12	TOWEL & LINEN SERVICES	10,290.00	-	-	10,290.00	● 100.0%
	Subtotal	13,290.00	-	-	13,290.00	● 100.0%
Professional Services						
100-40-61080-20	AIR QUALITY TESTING	900.00	-	-	900.00	● 100.0%
100-40-61120-12	BAY DOOR MAINTENANCE	10,800.00	858.03	858.03	9,941.97	● 92.1%
100-40-61530-41	EMS CARDIAC MONITOR MAINTENANCE & SUPPLIES	20,750.00	-	-	20,750.00	● 100.0%
100-40-61650-12	INFECTION CONTROL MEDICAL EXAM SERVICE	1,500.00	-	-	1,500.00	● 100.0%
100-40-61660-41	INSTRUCTOR SERVICES - CE	2,000.00	-	-	2,000.00	● 100.0%
100-40-61800-41	IMAGE TREND ENHANCEMENT	7,717.00	541.66	541.66	7,175.34	● 93.0%
100-40-61980-42	PPE CLOTHING MAINTENANCE & DECONTAMINATION	35,500.00	398.00	398.00	35,102.00	● 98.9%
100-40-62200-47	SCBA TESTING & CALIBRATION	3,500.00	-	-	3,500.00	● 100.0%
	Subtotal	82,667.00	1,797.69	1,797.69	80,869.31	● 97.8%
Training Services						
100-40-64020-41	FIRE OPS / EMS OUTSIDE TRAINING	6,000.00	-	-	6,000.00	● 100.0%
100-40-64400-42	HEALTH, SAFETY, & WELLNESS TRAINING & SUPPLIES	2,333.00	-	-	2,333.00	● 100.0%
100-40-64420-41	INTERN / RECRUIT ACADEMY & SUPPLIES	10,000.00	1,410.00	1,410.00	8,590.00	● 85.9%
100-40-64500-41	TRT TRAINING	8,000.00	-	-	8,000.00	● 100.0%
100-40-64550-41	OFFICER DEVELOPMENT TRAINING & SUPPLIES	23,000.00	-	-	23,000.00	● 100.0%
100-40-64600-47	SCBA TRAINING CERTIFICATION	2,000.00	-	-	2,000.00	● 100.0%
	Subtotal	51,333.00	1,410.00	1,410.00	49,923.00	● 97.3%
	Emergency Services Operating Expense Total:	385,323.00	12,000.91	12,000.91	373,322.09	● 96.9%
	TOTAL EMERGENCY SERVICES	8,476,811.00	599,160.76	599,160.76	7,877,650.24	● 92.9%

DIVISION 50: COMMUNITY SERVICES / FIRE PREVENTION

Wages						
100-50-50260-10	COMMUNITY RISK REDUCTION SPECIALIST	86,843.00	6,680.26	6,680.26	80,162.74	● 92.3%
	Subtotal	86,843.00	6,680.26	6,680.26	80,162.74	● 92.3%
OT Wages						
100-50-52700-15	PREVENTION / FIRE INVESTIGATION OVERTIME	-	-	-	-	● 0.0%
100-50-52965-15	SPECIAL PUBLIC EVENTS OT	-	-	-	-	● 0.0%
	Subtotal	-	-	-	-	● 0.0%
	Community Services / Fire Prevention Wages Total:	86,843.00	6,680.26	6,680.26	80,162.74	● 92.3%
Operating Supplies						
100-50-55160-50	FIRE CODE BOOKS & MANUALS	800.00	-	-	800.00	● 100.0%
100-50-55180-15	FIRE INVESTIGATION TOOLS & EQUIPMENT	-	-	-	-	● 0.0%
100-50-55260-50	FIRE PREVENTION TOOLS & EQUIPMENT	200.00	-	-	200.00	● 100.0%
100-50-55640-59	MULTI MEDIA SOFTWARE LICENSES	1,000.00	-	-	1,000.00	● 100.0%
	Subtotal	2,000.00	-	-	2,000.00	● 100.0%
Parts & Supplies						
100-50-56740-50	FIRE PREVENTION SUPPLIES	400.00	-	-	400.00	● 100.0%
100-50-57640-50	SAFETY & EDUCATION PROMO MATERIALS	2,600.00	-	-	2,600.00	● 100.0%
	Subtotal	3,000.00	-	-	3,000.00	● 100.0%
Operating Services						
100-50-60150-50	EMERGENCY EVENT SUPPLIES	2,000.00	-	-	2,000.00	● 100.0%
100-50-60200-50	SELF INSPECTION SUPPLIES	500.00	100.00	100.00	400.00	● 80.0%
	Subtotal	2,500.00	100.00	100.00	2,400.00	● 96.0%



Superstition Fire & Medical District Income Statement - Detail

For Fiscal: 2020-2021 Period Ending: 7/31/20

		Original Total Budget	Current Month Actual	YTD Actual Activity	Forecasted Remaining Budget	% Budget Remaining
Professional Services						
100-50-61200-50	CONTRACTED FIRE INSPECTOR SERVICES	3,850.00	-	-	3,850.00	🟢 100.0%
100-50-61340-50	CONTRACTED FIRE INVESTIGATOR SERVICES	2,000.00	-	-	2,000.00	🟢 100.0%
100-50-61340-50	FIRE PREVENTION WEEK SUPPLIES	500.00	-	-	500.00	🟢 100.0%
100-50-61370-50	COMMUNITY RELATIONS PRINTED MATERIALS	1,500.00	-	-	1,500.00	🟢 100.0%
100-50-61380-50	WATER SAFETY EVENTS	300.00	-	-	300.00	🟢 100.0%
100-50-62010-08	PRE-PLAN DEVELOPMENT	4,750.00	2,000.00	2,000.00	2,750.00	🟡 57.9%
100-50-62080-50	PROF OUTSIDE SVCS (GIS)	8,000.00	2,000.00	2,000.00	6,000.00	🔴 75.0%
	Subtotal	20,900.00	4,000.00	4,000.00	16,900.00	🔴 80.9%
Training Services						
100-50-64240-15	FIRE ARSON / INVESTIGATOR TRAINING	2,000.00	-	-	2,000.00	🟢 100.0%
100-50-64260-50	COMMUNITY RISK REDUCTION SPECIALIST TRAINING	1,500.00	-	-	1,500.00	🟢 100.0%
	Subtotal	3,500.00	-	-	3,500.00	🟢 100.0%
Community Services / Fire Prevention Operating Expense Total:		31,900.00	4,100.00	4,100.00	27,800.00	🟡 87.1%
TOTAL COMMUNITY SERVICES / FIRE PREVENTION		118,743.00	10,780.26	10,780.26	107,962.74	🟡 90.9%
GRAND TOTAL GENERAL FUND		\$ 17,297,194.00	\$ 1,244,717.84	\$ 1,244,717.84	\$ 16,052,476.16	🟢 92.8%
Net Financial Sources (Uses):		\$ (1,800,754.00)	\$ (982,432.94)	\$ (982,432.94)	\$ (818,321.06)	
Beginning Unrestricted Fund Balance July 1, 2020		\$1,800,754.00				



Superstition Fire & Medical District Income Statement - Detail

For Fiscal: 2020-2021 Period Ending: 7/31/20

		Original Total Budget	Current Month Actual	YTD Actual Activity	Forecasted Remaining Budget	% Budget Remaining
Fund: 150 - TRANSPORT SERVICES						
Revenue						
150-10-42100-10	ALS TRANSPORT REVENUE	3,404,171.00	268,650.90	268,650.90	3,135,520.10	92.1%
150-10-42122-10	COVID PROVIDER RELIEF	-	-	-	-	0.0%
150-10-42125-10	TRANSPORT CUSTOMER REFUNDS	(25,153.00)	(2,431.46)	(2,431.46)	(22,721.54)	90.3%
150-10-42180-10	COLLECTIONS REVENUE	28,086.00	-	-	28,086.00	100.0%
150-10-45700-10	INVESTMENT EARNINGS	3,750.00	259.30	259.30	3,490.70	93.1%
150-10-45900-10	OTHER INCOME	-	(237.50)	(237.50)	237.50	0.0%
150-80-48020-02	TRANSFER IN (200 FUND)	-	-	-	-	0.0%
150-80-48100-10	TRANSFER OUT (200 FUND)	(25,000.00)	-	-	(25,000.00)	100.0%
	Revenue Total:	\$ 3,385,854.00	\$ 266,241.24	\$ 266,241.24	3,119,612.76	92.1%

Expense						
DIVISION 10: ADMINISTRATIVE SERVICES						

Wages						
150-10-50000-10	FIRE CHIEF	8,681.00	667.77	667.77	8,013.23	92.3%
150-10-50010-10	ADMIN SERVICES STAFF	59,375.00	4,567.31	4,567.31	54,807.69	92.3%
150-10-52510-10	WAGE ALLOWANCE (CELL PHONES)	945.00	72.69	72.69	872.31	92.3%
	Subtotal	69,001.00	5,307.77	5,307.77	63,693.23	92.3%
Employer Provided Benefits						
150-10-53710-10	PENSION (PSPRS)	28,512.00	2,193.23	2,193.23	26,318.77	92.3%
150-10-53760-10	PENSION (ASRS)	177,922.00	13,468.70	13,468.70	164,453.30	92.4%
150-10-53770-10	BENEFIT CONTRIBUTIONS	324,976.00	25,335.15	25,335.15	299,640.85	92.2%
150-10-53810-10	SOCIAL SECURITY	91,150.00	7,062.84	7,062.84	84,087.16	92.3%
150-10-53830-10	MEDICARE	21,317.00	1,760.74	1,760.74	19,556.26	91.7%
150-10-53860-10	INDUSTRIAL INSURANCE	23,232.00	4,421.18	4,421.18	18,810.82	81.0%
150-10-53870-10	INDUSTRIAL INSURANCE - VOLUNTEERS	-	-	-	-	0.0%
150-10-53910-10	MEDICAL INSURANCE	-	16,450.04	16,450.04	(16,450.04)	0.0%
150-10-53920-10	DENTAL INSURANCE	-	1,246.15	1,246.15	(1,246.15)	0.0%
150-10-53930-10	VISION INSURANCE	-	216.10	216.10	(216.10)	0.0%
150-10-53940-10	EMPLOYEE ASSISTANCE PROGRAM	2,532.00	445.44	445.44	2,086.56	82.4%
150-10-53950-10	LIFE INSURANCE	2,640.00	464.00	464.00	2,176.00	82.4%
150-10-53965.10	COBRA REIMBURSEMENT INCOME	-	-	-	-	0.0%
150-10-53990-10	EARNED LEAVE BUYOUT (ELBO) PROGRAM	2,202.00	-	-	2,202.00	100.0%
150-10-53992-10	EARNED LEAVE BUYOUT (ELBO) PROGRAM - FICA	211.00	-	-	211.00	100.0%
150-10-53997-10	EARNED LEAVE SEPARATION (ELSP) PROGRAM	-	-	-	-	0.0%
150-10-53998-10	EARNED LEAVE SEPARATION PROGRAM - FICA	-	-	-	-	0.0%
	Subtotal	674,694.00	73,063.57	73,063.57	601,630.43	89.2%
	Admin Services Compensation & Benefits Total:	743,695.00	78,371.34	78,371.34	665,323.66	89.5%
Operating Supplies						
150-10-55060-08	COMPUTER / PRINTER SUPPLIES & MAINTENANCE	7,700.00	-	-	7,700.00	100.0%
Parts & Supplies						
150-10-55550-12	OFFICE FURNITURE & EQUIPMENT, PARTS & SUPPLIES	7,800.00	184.41	184.41	7,615.59	97.6%
150-10-55670-50	VOLUNTEER EXPENSES	100.00	-	-	100.00	100.0%
150-10-56340-12	CLEANING SUPPLIES	3,500.00	-	-	3,500.00	100.0%
150-10-56600-12	FACILITY MAINTENANCE	8,015.00	-	-	8,015.00	100.0%
150-10-56860-12	FOOD / BEVERAGES	200.00	-	-	200.00	100.0%
150-10-57100-12	OFFICE SUPPLIES	1,500.00	-	-	1,500.00	100.0%
150-10-57200-12	POSTAGE / DELIVERY SERVICES	1,500.00	250.00	250.00	1,250.00	83.3%
150-10-57440-12	PROFESSIONAL PUBLS / SUBSCRIPTIONS	-	-	-	-	0.0%
150-10-57600-12	HONOR GUARD	1,000.00	-	-	1,000.00	100.0%
150-10-57620-12	REWARDS / RECOGNITION / FLOWER SUPPLIES	300.00	-	-	300.00	100.0%
150-10-57660-12	PEER SUPPORT	100.00	-	-	100.00	100.0%
150-10-57680-12	TS ID BADGES	200.00	-	-	200.00	100.0%
150-10-58000-12	UNIFORMS (CIVILIAN)	15,400.00	-	-	15,400.00	100.0%
	Subtotal	39,615.00	434.41	434.41	39,180.59	98.9%
Facility Services						
150-10-59000-12	FACILITY RENT	6,300.00	1,000.00	1,000.00	5,300.00	84.1%
150-10-59020-12	ELECTRICITY	36,800.00	250.00	250.00	36,550.00	99.3%
150-10-59040-12	FACILITY PROJECTS	26,400.00	254.64	254.64	26,145.36	99.0%
150-10-59060-12	NATURAL GAS	3,500.00	1,334.30	1,334.30	2,165.70	61.9%
150-10-59100-08	PHONE	8,000.00	606.21	606.21	7,393.79	92.4%
150-10-59160-12	WATER SOFTENER SUPPLIES	2,100.00	145.91	145.91	1,954.09	93.1%
150-10-59180-12	SEWER / SEPTIC	2,320.00	40.34	40.34	2,279.66	98.3%
150-10-59200-12	WATER	8,530.00	249.36	249.36	8,280.64	97.1%
	Subtotal	93,950.00	3,880.76	3,880.76	90,069.24	95.9%



Superstition Fire & Medical District Income Statement - Detail

For Fiscal: 2020-2021 Period Ending: 7/31/20

	Original Total Budget	Current Month Actual	YTD Actual Activity	Forecasted Remaining Budget		% Budget Remaining
Operating Services						
150-10-60180-08	COPIER MAINTENANCE & SUPPLIES	2,317.00	244.49	244.49	2,072.51	● 89.4%
150-10-60230-12	DOCUMENT DISPOSAL SERVICES	150.00	23.34	23.34	126.66	● 84.4%
150-10-60240-12	EXTERMINATING	1,300.00	-	-	1,300.00	● 100.0%
150-10-60310-08	INTERNET	24,700.00	2,524.14	2,524.14	22,175.86	● 89.8%
150-10-60580-12	LANDSCAPING	750.00	-	-	750.00	● 100.0%
150-10-60580-12	REFUSE COLLECTION	1,210.00	124.89	124.89	1,085.11	● 89.7%
150-10-60600-12	SECURITY & ALARM SYSTEMS	1,600.00	757.50	757.50	842.50	● 52.7%
150-10-60620-08	INDIVIDUAL SOFTWARE LICENSING	2,000.00	-	-	2,000.00	● 100.0%
150-10-60630-08	SYSTEM SERVER HOSTING	1,586.00	264.34	264.34	1,321.66	● 83.3%
150-10-60740-12	WATER & ICE (DRINKING)	4,700.00	361.82	361.82	4,338.18	● 92.3%
	Subtotal	40,313.00	4,300.52	4,300.52	36,012.48	● 89.3%
Professional Services						
150-10-61020-12	ADMIN MEDICAL DIR - CONTRACT	15,000.00	-	-	15,000.00	● 100.0%
150-10-61060-12	NEW HIRE HR ADVERTISING	-	-	-	-	● 0.0%
150-10-61100-12	BACKGROUND / CREDIT REPORTG	1,000.00	-	-	1,000.00	● 100.0%
150-10-61160-08	CIS MAINT CONTRACT	2,500.00	33.00	33.00	2,467.00	● 98.7%
150-10-61170-08	CIS WEB HOSTING / DOMAIN CERTIFICATES	1,185.00	-	-	1,185.00	● 100.0%
150-10-61250-12	FIRE CHIEF SEARCH CONTINGENCY	10,000.00	-	-	10,000.00	● 100.0%
150-10-61260-12	CPA AUDIT SERVICES	4,000.00	-	-	4,000.00	● 100.0%
150-10-61300-12	LABOR RELATIONS CONSULTING/CONFERENCES	1,333.00	-	-	1,333.00	● 100.0%
150-10-61700-12	VEHICLE / PROPERTY / LIABILITY INS	27,925.00	-	-	27,925.00	● 100.0%
150-10-61860-12	GOVERNING BOARD LEGAL SERVICES	6,750.00	-	-	6,750.00	● 100.0%
150-10-61880-12	HR / INVESTIGATION LEGAL SERVICES	-	-	-	-	● 0.0%
150-10-61920-12	MEDICAL EXAM SERVICES	350.00	1,715.00	1,715.00	(1,365.00)	● -390.0%
150-10-62020-12	PRINTING / PUBLISHING SERVICES	800.00	-	-	800.00	● 100.0%
150-10-62060-12	PROFESSIONAL ORGS / MEMBERSHIP	2,000.00	21.72	21.72	1,978.28	● 98.9%
150-10-62105-08	GLOBAL SOFTWARE LICENSING	28,500.00	3,133.33	3,133.33	25,366.67	● 89.0%
	Subtotal	101,343.00	4,903.05	4,903.05	96,439.95	● 95.2%
Financial Services						
150-10-63000-10	ADMIN FEES, BONDS & LEASES	150.00	-	-	150.00	● 100.0%
150-10-63140-10	INTEREST & FINANCE CHARGES	10,000.00	114.48	114.48	9,885.52	● 98.9%
150-10-63150-10	FINANCIAL RESERVE	103,064.15	-	-	103,064.15	● 100.0%
150-10-63200-10	BILLING & COLLECTIONS FEES	167,770.00	937.38	937.38	166,832.62	● 99.4%
	Subtotal	280,984.15	1,051.86	1,051.86	279,932.29	● 99.6%
Training Services						
150-10-64020-12	ADMIN TRAINING / CONFERENCES	800.00	-	-	800.00	● 100.0%
150-10-64040-12	BOARD OF DIRECTORS TRAINING	200.00	-	-	200.00	● 100.0%
150-10-64060-12	COLLEGE TUITION REIMBURSEMENT	4,647.00	-	-	4,647.00	● 100.0%
	Subtotal	5,647.00	-	-	5,647.00	● 100.0%
	Administrative Services Operating Expense Total:	569,552.15	14,570.60	14,570.60	554,981.55	● 97.4%
	TOTAL ADMINISTRATIVE SERVICES	1,313,247.15	92,941.94	92,941.94	1,220,305.21	● 92.9%
DIVISION 20: TECHNICAL SERVICES						
Wages						
150-20-50020-10	FLEET & FACILITIES STAFF	20,000.00	2,002.57	2,002.57	17,997.43	● 90.0%
	Technical Services Wages Total:	20,000.00	2,002.57	2,002.57	17,997.43	● 90.0%
Equipment & Machinery						
150-20-54050-20	DIAGNOSTIC SOFTWARE	650.00	-	-	650.00	● 100.0%
Operating Supplies						
150-20-55400-20	MECH EQUIPMENT, PARTS & SUPPLIES	600.00	-	-	600.00	● 100.0%
150-20-55580-20	TIRES	12,000.00	-	-	12,000.00	● 100.0%
150-20-55620-20	VEHICLE PARTS	14,200.00	824.80	824.80	13,375.20	● 94.2%
	Subtotal	26,800.00	824.80	824.80	25,975.20	● 96.9%
Parts & Supplies						
150-20-56800-20	FLUIDS (ANTIFREEZE, BRAKE, TRANSMISSION)	705.00	474.99	474.99	230.01	● 32.6%
150-20-56880-20	FUEL - DIESEL	25,900.00	118.86	118.86	25,781.14	● 99.5%
150-20-56900-20	FUEL - UNLEADED	1,400.00	3.49	3.49	1,396.51	● 99.8%
150-20-57060-20	MISCELLANEOUS SHOP SUPPLIES	500.00	-	-	500.00	● 100.0%
150-20-57140-20	ENGINE OIL	1,650.00	-	-	1,650.00	● 100.0%
150-20-58120-20	UNIFORMS & TOWELS (TECH SRVS)	460.00	-	-	460.00	● 100.0%
	Subtotal	30,615.00	597.34	597.34	30,017.66	● 98.0%
Professional Services						
150-20-61460-20	HAZARDOUS WASTE DISPOSAL	200.00	-	-	200.00	● 100.0%
150-20-62140-20	REPAIR & MAINTENANCE - FLEET	3,000.00	250.00	250.00	2,750.00	● 91.7%
	Subtotal	3,200.00	250.00	250.00	2,950.00	● 92.2%
Training Services						
150-20-64470-20	FLEET SERVICES TRAINING	500.00	-	-	500.00	● 100.0%
	Technical Services Operating Expense Total:	61,765.00	1,672.14	1,672.14	60,092.86	● 97.3%
	TOTAL TECHNICAL SERVICES	81,765.00	3,674.71	3,674.71	78,090.29	● 95.5%



Superstition Fire & Medical District Income Statement - Detail

For Fiscal: 2020-2021 Period Ending: 7/31/20

		Original Total Budget	Current Month Actual	YTD Actual Activity	Forecasted Remaining Budget	% Budget Remaining
DIVISION 30: COMMUNICATIONS SERVICES						
Operating Services						
150-30-59080-15	PHONE / E-911 COMMUNICATION CIRCUITS	2,375.00	185.67	185.67	2,189.33	92.2%
150-30-60020-15	TOPAZ / G2 MAINTENANCE	6,000.00	33.67	33.67	5,966.33	99.4%
150-30-60340-08	MCT MAINTENANCE	6,750.00	1,680.75	1,680.75	5,069.25	75.1%
150-30-60350-08	MOBILE DATA OPERATIONS	7,680.00	866.15	866.15	6,813.85	88.7%
150-30-60560-15	RADIO INFO SYSTEMS MAINTENANCE	1,000.00	-	-	1,000.00	100.0%
	Subtotal	23,805.00	2,766.24	2,766.24	21,038.76	88.4%
Professional Services						
150-30-61440-15	DISPATCH SERVICES - MFMD	159,452.00	-	-	159,452.00	100.0%
	TOTAL COMMUNICATIONS SERVICES	183,257.00	2,766.24	2,766.24	180,490.76	98.5%
DIVISION 40: TRANSPORT SERVICES						
Wages						
150-40-50040-10	ASSISTANT CHIEFS	16,303.00	1,254.08	1,254.08	15,048.92	92.3%
150-40-50140-10	CON OPERATIONS MANAGEMENT	142,437.00	11,239.19	11,239.19	131,197.81	92.1%
150-40-51010-10	BATTALION CHIEFS	21,554.00	1,658.00	1,658.00	19,896.00	92.3%
150-40-51030-10	CAPTAINS	59,964.00	4,612.62	4,612.62	55,351.38	92.3%
150-40-51600-10	PARAMEDIC (FULL TIME)	665,148.00	46,010.40	46,010.40	619,137.60	93.1%
150-40-51650-10	EMT (FULL TIME)	532,229.00	36,497.23	36,497.23	495,731.77	93.1%
150-40-51700-10	PARAMEDIC (PART TIME)	-	-	-	-	0.0%
150-40-51750-10	EMT (PART TIME)	-	-	-	-	0.0%
150-40-51800-10	SWORN COVERAGE - WAGES	-	11,181.65	11,181.65	(11,181.65)	0.0%
	Subtotal	1,437,635.00	112,453.17	112,453.17	1,325,181.83	92.2%
OT / Other Wages						
150-40-52015-10	INJURY WAGES	-	-	-	-	0.0%
150-40-52560-10	HOLIDAY PAY	39,417.00	3,096.43	3,096.43	36,320.57	92.1%
150-40-52740-12	REGULAR OVERTIME	100,000.00	5,601.15	5,601.15	94,398.85	94.4%
150-40-52750-12	SPECIAL OVERTIME	300.00	-	-	300.00	100.0%
150-40-52800-12	CONTRACTED SPECIAL EVENTS OVERTIME	1,300.00	-	-	1,300.00	100.0%
150-40-52850-47	SCBA OVERTIME	750.00	-	-	750.00	100.0%
150-40-53140-41	EMS TRAINING OT	-	-	-	-	0.0%
	Subtotal	141,767.00	8,697.58	8,697.58	133,069.42	93.9%
	Transport Services Wages Total:	1,579,402.00	121,150.75	121,150.75	1,458,251.25	92.3%
Equipment & Machinery						
150-40-54000-10	VEHICLE / EQUIPMENT LEASE PAYMENTS	175,148.00	-	-	175,148.00	100.0%
150-40-54080-41	EMS EQUIP & MACHINERY (ASSET)	2,000.00	-	-	2,000.00	100.0%
150-40-54300-42	PHYSICAL FITNESS EQUIPMENT (ASSET)	667.00	-	-	667.00	100.0%
	Subtotal	177,815.00	-	-	177,815.00	100.0%
Operating Supplies						
150-40-55100-41	EMS PARTS & SUPPLIES	5,000.00	1,250.16	1,250.16	3,749.84	75.0%
150-40-55440-42	PHYSICAL FITNESS TRAINING, TOOLS & SUPPLIES	1,000.00	-	-	1,000.00	100.0%
150-40-55480-42	SAFETY EQUIPMENT, PARTS & SUPPLIES	300.00	-	-	300.00	100.0%
150-40-56450-41	EMS MEDICAL SUPPLIES	198,000.00	7,461.09	7,461.09	190,538.91	96.2%
150-40-56460-41	EMS MEDICATION RESTOCK SUPPLIES	15,000.00	55.80	55.80	14,944.20	99.6%
150-40-56500-41	COVID SUPPLIES	-	5,963.68	5,963.68	(5,963.68)	0.0%
150-40-57000-41	IMMUNIZATION CLINIC SUPPLIES	6,000.00	-	-	6,000.00	100.0%
150-40-57245-42	PPE REPLACEMENT	1,500.00	-	-	1,500.00	100.0%
	Subtotal	226,800.00	14,730.73	14,730.73	212,069.27	93.5%
Operating Services						
150-40-60040-41	BIO-HAZARD WASTE	2,000.00	-	-	2,000.00	100.0%
150-40-60700-12	TOWEL & LINEN SERVICES	2,730.00	-	-	2,730.00	100.0%
	Subtotal	4,730.00	-	-	4,730.00	100.0%
Professional Services						
150-40-61120-12	BAY DOOR MAINTENANCE	3,825.00	-	-	3,825.00	100.0%
150-40-61530-41	EMS CARDIAC MONITOR MAINT & SUPP	7,950.00	-	-	7,950.00	100.0%
150-40-61650-12	INFECTION CONTROL MEDICAL EXAM SERVICE	1,000.00	-	-	1,000.00	100.0%
150-40-61800-41	IMAGE TREND ENHANCEMENTS	3,333.00	270.84	270.84	3,062.16	91.9%
	Subtotal	16,108.00	270.84	270.84	15,837.16	98.3%
Training Services						
150-40-64020-41	EMS CONFERENCES / OUTSIDE TRAINING	500.00	-	-	500.00	100.0%
150-40-64400-42	HEALTH, SAFETY, & WELLNESS TRNG & SUPPLIES	667.00	-	-	667.00	100.0%
	Subtotal	1,167.00	-	-	1,167.00	100.0%
	Transport Services Operating Expense Total:	426,620.00	15,001.57	15,001.57	411,618.43	96.5%
	TOTAL TRANSPORT OPERATIONS	2,006,022.00	136,152.32	136,152.32	1,869,869.68	93.2%



Superstition Fire & Medical District Income Statement - Detail

For Fiscal: 2020-2021 Period Ending: 7/31/20

		Original Total Budget	Current Month Actual	YTD Actual Activity	Forecasted Remaining Budget		% Budget Remaining
DIVISION 50: COMMUNITY SERVICES / FIRE PREVENTION							
	Parts & Supplies						
150-50-56920-50	SAFETY & EDUCATION PROMOTIONAL MATERIALS	-	-	-	-	🟢	0.0%
	Professional Services						
150-50-61370-50	COMMUNITY RELATIONS PRINTED MATERIALS	1,000.00	-	-	1,000.00	🟢	100.0%
TOTAL COMMUNITY SERVICES / FIRE PREVENTION		1,000.00	-	-	1,000.00	🟢	100.0%
GRAND TOTAL TRANSPORT SERVICES FUND		\$ 3,585,291.15	\$ 235,535.21	\$ 235,535.21	\$ 3,349,755.94	🟢	93.4%
Net Financial Sources (Uses):		\$ (199,437.15)	\$ 30,706.03	\$ 30,706.03	\$ (230,143.18)		
Beginning Unrestricted Fund Balance July 1, 2020		\$199,437.15					



Superstition Fire & Medical District Income Statement - Detail

For Fiscal: 2020-2021 Period Ending: 7/31/20

		Original Total Budget	Current Month Actual	YTD Actual Activity	Forecasted Remaining Budget	% Budget Remaining
Fund: 200 - CAPITAL PROJECTS						
Revenue						
Direct Taxes						
200-10-41000-10	REAL & SECURED PROPERTY TAXES	997,915.00	1,613.79	1,613.79	996,301.21	99.8%
200-10-41050-10	UNSECURED PERS PROPERTY TAXES	78,097.00	(351.28)	(351.28)	78,448.28	100.4%
200-10-41080-10	MARICOPA COUNTY PROPERTY TAXES	1,115.00	38.14	38.14	1,076.86	96.6%
200-10-41200-10	SRP CONTRIBUTIONS	28,565.00			28,565.00	100.0%
	Subtotal	\$ 1,105,692.00	\$ 1,300.65	\$ 1,300.65	\$ 1,104,391.35	99.9%
200-10-45700-10	INVESTMENT EARNINGS	10,000.00	422.13	422.13	9,577.87	95.8%
200-10-45900-10	OTHER INCOME	-	-	-	-	0.0%
200-80-48020-10	TRANSFER IN (150 FUND)	25,000.00	-	-	25,000.00	100.0%
200-80-48100-10	TRANSFER OUT (150 FUND)	-	-	-	-	0.0%
200-80-48100-10	TRANSFER OUT (400 FUND)	-	-	-	-	0.0%
200-90-49500-15	DISTRICT EQUIPMENT SALES	-	-	-	-	0.0%
	Revenue Total:	\$ 1,140,692.00	\$ 1,722.78	\$ 1,722.78	\$ 1,138,969.22	99.8%
Expense						
200-10-63000-10	ADMINISTRATIVE FEES	-	-	-	-	0.0%
200-10-63150-10	FINANCIAL RESERVE	732,049.74	1.78	1.78	732,047.96	100.0%
200-70-71002-25	BUILDINGS & SYSTEMS	36,538.00	-	-	36,538.00	100.0%
200-70-72240-20	VEHICLES / GENERAL PURPOSE	390,169.00	-	-	390,169.00	100.0%
200-70-72340-20	APPARATUS EQUIPMENT	147,667.00	-	-	147,667.00	100.0%
200-70-72510-15	COMM MICROWAVE UPGRADE	9,522.00	39.00	39.00	9,483.00	99.6%
200-70-52515-15	COMM SYSTEM SOFTWARE	21,000.00	-	-	21,000.00	100.0%
200-70-72660-15	RADIO COMM EQUIP - PORTABLE	103,462.00	-	-	103,462.00	100.0%
200-70-72670-40	RADIO COMM EQUIP - WIRELESS	-	-	-	-	0.0%
200-70-72740-40	FIRE PROT EQUIP - SPECIALIZED	162,565.00	21,918.63	21,918.63	140,646.37	86.5%
200-70-72765-47	SCBA EQUIPMENT	-	-	-	-	0.0%
200-70-72770-47	SCBA PACKS & BOTTLES	7,250.00	-	-	7,250.00	100.0%
200-70-72800-40	THERMAL IMAGING CAMERAS	-	-	-	-	0.0%
200-70-73420-41	EMS CAPITAL EQUIPMENT	49,500.00	-	-	49,500.00	100.0%
200-70-73515-15	COMPUTER EQUIPMENT	30,000.00	-	-	30,000.00	100.0%
200-70-73520-15	COMPUTER SOFTWARE	33,484.00	-	-	33,484.00	100.0%
200-70-73540-15	FACILITY EQUIPMENT	-	-	-	-	0.0%
200-70-73700-41	TECHNICAL RESCUE EQUIPMENT	4,000.00	-	-	4,000.00	100.0%
200-70-73840-42	FITNESS EQUIPMENT	10,000.00	-	-	10,000.00	100.0%
	Expense Total:	\$ 1,737,206.74	\$ 21,959.41	\$ 21,959.41	\$ 1,711,247.33	98.5%
	Net Financial Sources (Uses):	\$ (596,514.74)	\$ (20,236.63)	\$ (20,236.63)	\$ 532,113.24	
	Beginning Restricted Fund Balance July 1, 2020	\$596,514.74				



Superstition Fire & Medical District Income Statement - Detail

For Fiscal: 2020-2021 Period Ending: 7/31/20

		Original Total Budget	Current Month Actual	YTD Actual Activity	Forecasted Remaining Budget	% Budget Remaining
Fund: 400 - SPECIAL REVENUE						
Revenue						
400-10-45700-10	INVESTMENT EARNINGS	600.00	38.25	38.25	561.75	93.6%
400-10-46700-10	GRANT - FIRE PREVENTION	-	-	-	-	0.0%
400-10-46750-10	GRANT - FEMA (SHARE)	-	-	-	-	0.0%
400-10-46750-10	GRANT - OTHER	-	8,193.56	8,193.56	(8,193.56)	0.0%
400-10-47020-41	AED DONATIONS	24,000.00	-	-	24,000.00	100.0%
400-10-47100-41	EMS CARDIAC DONATIONS	1,000.00	-	-	1,000.00	100.0%
400-10-47110-41	EMS EQUIPMENT DONATIONS	-	-	-	-	0.0%
400-10-47120-50	FIRE PREVENTION / PUBLIC EDUCATION	100.00	-	-	100.00	100.0%
400-10-47130-10	GENERAL DONATIONS	10,000.00	-	-	10,000.00	100.0%
400-80-48020-02	TRANSFER IN (200 Fund)	-	-	-	-	0.0%
400-80-48020-10	TRANSFER IN (100 Fund)	-	-	-	-	0.0%
400-80-48100-10	TRANSFER OUT (100 Fund)	-	-	-	-	0.0%
Revenue Total:		\$ 35,700.00	\$ 8,231.81	\$ 8,231.81	\$ 27,468.19	76.9%
Expense						
400-10-63000-10	ADMINISTRATIVE FEES	-	-	-	-	0.0%
400-10-63610-10	UNDESIGNATED INVESTMENT EARNINGS RES	356.98	-	-	356.98	100.0%
400-50-77250-50	AED DONATIONS - EXPENDITURES	25,000.00	145.67	145.67	24,854.33	99.4%
400-50-77260-50	EMS EQUIPMENT DONATIONS	-	-	-	-	0.0%
400-50-77270-50	FIRE PREVENTION / PUBLIC EDUCATION	-	-	-	-	0.0%
400-50-77280-50	GENERAL DONATIONS	25,000.00	-	-	25,000.00	100.0%
400-70-77510-41	EMS CARDIAC DONATIONS	38,000.00	-	-	38,000.00	100.0%
400-70-78700-10	GRANT - FIRE PREVENTION	-	-	-	-	0.0%
400-70-78800-10	GRANT - OTHER	-	-	-	-	0.0%
400-70-79440-10	FEMA GRANT (FEDERAL SHARE)	-	-	-	-	0.0%
Expense Total:		\$ 88,356.98	\$ 145.67	\$ 145.67	\$ 88,211.31	99.8%
Net Financial Sources (Uses):		\$ (52,656.98)	\$ 8,086.14	\$ 8,086.14	\$ (60,743.12)	
Beginning Restricted Fund Balance July 1, 2019		\$52,656.98				



Superstition Fire & Medical District Income Statement - Detail

For Fiscal: 2020-2021 Period Ending: 7/31/20

		Original Total Budget	Current Month Actual	YTD Actual Activity	Forecasted Remaining Budget	% Budget Remaining
Fund: 500 - DEBT RETIREMENT PRINCIPAL						
Revenue						
500-10-41000-10	REAL & SECURED PROPERTY TAXES	492,571.00	707.61	707.61	491,863.39	99.9%
500-10-41050-10	UNSECURED PERS PROPERTY TAXES	38,549.00	(210.23)	(210.23)	38,759.23	100.5%
500-10-41200-10	SRP CONTRIBUTIONS	14,100.00	-	-	14,100.00	100.0%
500-10-45700-10	INVESTMENT EARNINGS	9,000.00	477.31	477.31	8,522.69	94.7%
	Revenue Total:	\$ 554,220.00	\$ 974.69	\$ 974.69	\$ 553,245.31	99.8%
Expense						
500-10-63150-10	FINANCIAL RESERVE	221,437.08	0.49	0.49	221,436.59	100.0%
500-60-70500-10	DEBT SERVICE EXPENDITURE - PRINCIPAL	571,000.00	-	-	571,000.00	100.0%
	Expense Total:	792,437.08	0.49	0.49	\$ 792,436.59	100.0%
	Net Financial Sources (Uses):	(238,217.08)	\$ 974.20	\$ 974.20	\$ (239,191.28)	
	Beginning Restricted Fund Balance July 1, 2019	\$238,217.08				

		Original Total Budget	Current Month Actual	YTD Actual Activity	Forecasted Remaining Budget	% Budget Remaining
Fund: 600 - DEBT RETIREMENT INTEREST						
Revenue						
600-10-41000-10	REAL & SECURED PROPERTY TAXES	106,577.00	133.62	133.62	106,443.38	99.9%
600-10-41050-10	UNSECURED PERS PROPERTY TAXES	8,341.00	35.74	35.74	8,305.26	99.6%
600-10-41200-10	SRP CONTRIBUTIONS	3,051.00	-	-	3,051.00	100.0%
600-10-45700-10	INVESTMENT EARNINGS	1,500.00	79.22	79.22	1,420.78	94.7%
	Revenue Total:	\$ 119,469.00	\$ 248.58	\$ 248.58	\$ 119,220.42	99.8%
Expense						
600-10-63150-10	FINANCIAL RESERVE	67,125.62	0.08	0.08	67,125.54	100.0%
600-60-70550-10	DEBT SERVICE EXPENDITURE - INTEREST	123,388.00	-	-	123,388.00	100.0%
	Expense Total:	\$ 190,513.62	\$ 0.08	\$ 0.08	\$ 190,513.54	100.0%
	Net Financial Sources (Uses):	\$ (71,044.62)	\$ 248.50	\$ 248.50	\$ (71,293.12)	
	Beginning Restricted Fund Balance July 1, 2019	\$71,044.62				

Superstition Fire & Medical District Monthly Pinal County Treasurer's Bank Account Reconciliation

100 General Fund

Reconciliation References:

BB	Previous month's bank ending balance / current month's bank beginning balance
A	Interest Income
B	Current month's Pinal County real property tax receipts
C	Current month's Pinal County personal property tax receipts
D	Current month's Maricopa County tax receipts
E	Current month's deposits
F	Current month's revenue transfer to 200 Fund
G	Current month's Accounts Payable disbursements
H	Current month's Payroll disbursements
I	Payroll wire service fees
J	Current month's refunded interest
K	Current month's bank ending balance
L	Accounts Payable checks outstanding at month-end
M	Payroll checks outstanding at month-end
N	Current month's deposit's in book / not in bank
O	Transfer in transit from 150 Fund to 100 Fund for Payroll Funding
P	Payroll clearing account balance at month-end
Q	Cash Balance per G/L Balance Sheet
R	Chase MasterCard credit card payment – warrant #1102030165 (paid 7/22/2020)



**Superstition Fire & Medical District
General (Fund 100) Cash Reconciliation
Fiscal Year 2019 - 2020
7/31/2020**

	Deposits (Cash Receipts)	Cash Disbursements	Refunded Taxes	Book Balance
Book Balance as of: 7/1/2020				1,885,110.56 BB

Activity During the Month

Journal Entries:

Interest Income (Expense): 2,002.73 2,002.73 **A**

Cash Receipts

2010 Real Estate Taxes	1.77			1.77
2011 Real Estate Taxes	1.89			1.89
2012 Real Estate Taxes	2.04			2.04
2013 Real Estate Taxes	2.37			2.37
2014 Real Estate Taxes	2.55			2.55
2015 Real Estate Taxes	2.54		(1,104.81)	(1,102.27)
2016 Real Estate Taxes	0.00		(2,086.08)	(2,086.08)
2017 Real Estate Taxes	0.00		(2,587.78)	(2,587.78)
2018 Real Estate Taxes	56.34			56.34
2019 Real Estate Taxes	25,035.88		(1,526.56)	23,509.32
2011 Pers. Prop. Taxes	82.92			82.92
2012 Pers. Prop. Taxes	37.38			37.38
2013 Pers. Prop. Taxes				0.00
2014 Pers. Prop. Taxes	44.77			44.77
2015 Pers. Prop. Taxes	477.40			477.40
2016 Pers. Prop. Taxes	828.41		(86.28)	742.13
2017 Pers. Prop. Taxes	701.23		(855.57)	(154.34)
2018 Pers. Prop. Taxes	629.14		(10,152.55)	(9,523.41)
2019 Pers. Prop. Taxes	5,697.22		(585.87)	5,111.35
SRP Contributions				0.00
FDAT				0.00
Maricopa County Taxes	533.92			533.92 D

Deposits 327,803.64 327,803.64 **E**

Revenue Transfer (38.14) (38.14) **F**

Cash Disbursements

A) Accounts Payable Activity	(355,316.26)			(355,316.26) G
B) Payroll Activity	(1,021,569.50)			(1,021,569.50) H
C) Payroll Wire Fees	(50.00)			(50.00) I
D) Stop Payment Fee				-
D) Transfer In / Out				-
D) Transfer In / Out				-
D) Transfer In / Out				-
E) Refund Interest	(32.29)			(32.29) J

\$363,906.00 (1,376,968.05) 853,063.01

Pinal County Bank Balance

Ending Bank Balance as of: 7/31/2020 Balance from YTD Column 857,918.47 **K**

Less: Line of Credit Advances
Less: Line of Credit Interest
Plus: Line of Credit Payments

Less: Outstanding Warrants

Plus Deposit in book, not at bank
Transfer from 150 Fund for Payroll Funding 2,044.88 **O**

A/P	(70,170.91) L	
Payroll	(1,788.12) M	
	20.00 N	(71,939.03)
	2,044.88	2,044.88 O
		<u>788,024.32</u>
Cash Balance in Payroll Clearing Account		100.00 P
Cash Balance in Electronic / ACH Clearing Account		0.00
Petty Cash		100.00
		788,224.32

Prepared by: *[Signature]* 8/10/2020 Balance per B/S 788,224.32 **Q**

Reviewed by: *[Signature]* 8/10/2020 Difference 0.00



Pinal County Treasurer

Monthly Statement

Date Range: 7/1/2020 to 7/31/2020

Account	Period	YTD		
6116421001	Superstition Fire & Medical District			
Begin Balance:	1,885,110.56	1,885,110.56		
Income:	344,920.50	344,920.50		
LOC Advance:	.00	.00		
Expense:	(1,372,112.59)	(1,372,112.59)	LOC:	.00
LOC Payments:	.00	.00	Warrants Outstanding:	(71,959.03)
Cash Balance:	(K) 857,918.47	857,918.47	End:	785,959.44

Monthly Statement Summary

Source Code	Description	MTDAmount	YTDAmount
6116421001	Superstition Fire & Medical District	Beginning Balance: 1,885,110.56	1,885,110.56
11100.2010	2010 Real Estate Taxes	1.77	1.77
11100.2011	2011 Real Estate Taxes	1.89	1.89
11100.2012	2012 Real Estate Taxes	2.04	2.04
11100.2013	2013 Real Estate Taxes	2.37	2.37
11100.2014	2014 Real Estate Taxes	2.55	2.55
11100.2015	2015 Real Estate Taxes	(1,102.27)	(1,102.27)
11100.2016	2016 Real Estate Taxes	(2,086.08)	(2,086.08)
11100.2017	2017 Real Estate Taxes	(2,587.78)	(2,587.78)
11100.2018	2018 Real Estate Taxes	56.34	56.34
11100.2019	2019 Real Estate Taxes	23,509.32	23,509.32
12100.2011	2011 Personal Property Taxes	82.92	82.92
12100.2012	2012 Personal Property Taxes	37.38	37.38
12100.2014	2014 Personal Property Taxes	44.77	44.77
12100.2015	2015 Personal Property Taxes	477.40	477.40
12100.2016	2016 Personal Property Taxes	742.13	742.13
12100.2017	2017 Personal Property Taxes	(154.34)	(154.34)
12100.2018	2018 Personal Property Taxes	(9,523.41)	(9,523.41)
12100.2019	2019 Personal Property Taxes	5,111.35	5,111.35
15150.0	Maricopa County Tax Collection	533.92	533.92
21100.43	Wells Fargo Trust Investment Interest	.39	.39
21100.46	Wells Fargo Investment Investment Interest	17.81	17.81
21100.47	WF Money Market Investment Interest	78.77	78.77
21100.55	Multi-Bank Securities Investment Interest	259.35	259.35
21100.70	Vining Sparks Investment Interest	1,143.06	1,143.06
21100.80	Stifel Nicolaus & Company Investment Interest	503.35	503.35
73160.0	Deposits	327,803.64	327,803.64
73750.0	Revenue Transfer	(38.14)	(38.14)
90400.0	Refund Interest	(32.29)	(32.29)
90930.0	Warrants Redeemed	(355,316.26)	(355,316.26)
91220.0	Disbursed by County Treasurer	(1,016,714.04)	(1,016,714.04)
91280.0	Outgoing Wire Fee	(40.00)	(40.00)
91280.0	Outgoing Wire Surcharge	(10.00)	(10.00)
	Ending Balance:	857,918.47	857,918.47

Handwritten notes: (B) \$17,800.15, (C) \$3,181.80, (D), (A) \$2,002.73, (E), (F), (G), (I) \$500.00

Monthly Statement Detail

Date	Notes	Doc #	Amount	C/D
6116421001	Superstition Fire & Medical District		Beginning Balance: 1,885,110.56	
11100.2010	2010 Real Estate Taxes		Source Code Total: 1.77	
07/21	Tax Distribution	0	1.77	C



Pinal County Treasurer

Monthly Statement

Date Range: 7/1/2020 to 7/31/2020

11100.2011 2011 Real Estate Taxes		Source Code Total: 1.89
07/21 Tax Distribution	0	1.89 C
11100.2012 2012 Real Estate Taxes		Source Code Total: 2.04
07/21 Tax Distribution	0	2.04 C
11100.2013 2013 Real Estate Taxes		Source Code Total: 2.37
07/21 Tax Distribution	0	2.37 C
11100.2014 2014 Real Estate Taxes		Source Code Total: 2.55
07/21 Tax Distribution	0	2.55 C
11100.2015 2015 Real Estate Taxes		Source Code Total: (1,102.27)
07/16 Tax Distribution	0	(72.81) C
07/21 Tax Distribution	0	2.54 C
07/22 Tax Distribution	0	(30.50) C
07/22 Tax Distribution	0	(296.11) C
07/23 Tax Distribution	0	(30.56) C
07/23 Tax Distribution	0	(20.00) C
07/27 Tax Distribution	0	(95.76) C
07/28 Tax Distribution	0	(454.80) C
07/28 Tax Distribution	0	(77.76) C
07/30 Tax Distribution	0	(26.51) C
11100.2016 2016 Real Estate Taxes		Source Code Total: (2,086.08)
07/16 Tax Distribution	0	(44.36) C
07/17 Tax Distribution	0	(465.60) C
07/21 Tax Distribution	0	(105.41) C
07/21 Tax Distribution	0	(80.14) C
07/22 Tax Distribution	0	(20.38) C
07/22 Tax Distribution	0	(206.92) C
07/23 Tax Distribution	0	(22.99) C
07/23 Tax Distribution	0	(14.14) C
07/27 Tax Distribution	0	(81.21) C
07/27 Tax Distribution	0	(28.82) C
07/27 Tax Distribution	0	(79.57) C
07/28 Tax Distribution	0	(267.36) C
07/30 Tax Distribution	0	(272.95) C
07/30 Tax Distribution	0	(299.62) C
07/30 Tax Distribution	0	(96.61) C
11100.2017 2017 Real Estate Taxes		Source Code Total: (2,587.78)
07/15 Tax Distribution	0	(17.98) C
07/16 Tax Distribution	0	(42.63) C
07/17 Tax Distribution	0	(726.76) C
07/21 Tax Distribution	0	(140.21) C
07/21 Tax Distribution	0	(107.91) C
07/22 Tax Distribution	0	(19.80) C
07/22 Tax Distribution	0	(199.92) C
07/23 Tax Distribution	0	(13.71) C
07/23 Tax Distribution	0	(22.17) C
07/27 Tax Distribution	0	(78.37) C
07/27 Tax Distribution	0	(27.61) C
07/27 Tax Distribution	0	(77.11) C
07/27 Tax Distribution	0	(33.83) C
07/28 Tax Distribution	0	(187.14) C
07/30 Tax Distribution	0	(263.58) C
07/30 Tax Distribution	0	(424.32) C
07/30 Tax Distribution	0	(111.00) C
07/30 Tax Distribution	0	(93.73) C
11100.2018 2018 Real Estate Taxes		Source Code Total: 56.34
07/01 Tax Distribution	0	2.43 C
07/13 Tax Distribution	0	4.86 C

+110480

234

2021

250778



Pinal County Treasurer


Monthly Statement

Date Range: 7/1/2020 to 7/31/2020

07/17 Tax Distribution	0	13.08	C
07/21 Tax Distribution	0	4.86	C
07/27 Tax Distribution	0	31.11	C
11100.2019 2019 Real Estate Taxes		Source Code Total: 23,509.32	
07/01 Tax Distribution	0	(515.05)	C
07/01 Tax Distribution	0	596.46	C
07/01 Tax Distribution	0	594.89	C
07/01 Tax Distribution	0	261.75	C
07/02 Tax Distribution	0	1,832.06	C
07/02 Tax Distribution	0	946.86	C
07/02 Tax Distribution	0	210.04	C
07/06 Tax Distribution	0	161.39	C
07/06 Tax Distribution	0	1,596.43	C
07/07 Tax Distribution	0	652.18	C
07/07 Tax Distribution	0	21.67	C
07/08 Tax Distribution	0	84.88	C
07/08 Tax Distribution	0	510.37	C
07/08 Tax Distribution	0	153.03	C
07/09 Tax Distribution	0	129.43	C
07/09 Tax Distribution	0	190.00	C
07/09 Tax Distribution	0	445.81	C
07/09 Tax Distribution	0	64.63	C
07/10 Tax Distribution	0	49.31	C
07/10 Tax Distribution	0	185.28	C
07/10 Tax Distribution	0	322.90	C
07/13 Tax Distribution	0	414.22	C
07/13 Tax Distribution	0	280.26	C
07/13 Tax Distribution	0	6.73	C
07/14 Tax Distribution	0	71.30	C
07/14 Tax Distribution	0	863.26	C
07/14 Tax Distribution	0	53.64	C
07/14 Tax Distribution	0	109.79	C
07/15 Tax Distribution	0	640.62	C
07/15 Tax Distribution	0	284.29	C
07/15 Tax Distribution	0	203.21	C
07/16 Tax Distribution	0	3,112.91	C
07/16 Tax Distribution	0	2.72	C
07/17 Tax Distribution	0	1,546.25	C
07/17 Tax Distribution	0	632.64	C
07/20 Tax Distribution	0	(598.02)	C
07/20 Tax Distribution	0	150.68	C
07/21 Tax Distribution	0	1,965.99	C
07/21 Tax Distribution	0	34.79	C
07/22 Tax Distribution	0	223.84	C
07/23 Tax Distribution	0	172.36	C
07/23 Tax Distribution	0	911.01	C
07/23 Tax Distribution	0	20.06	C
07/24 Tax Distribution	0	711.54	C
07/27 Tax Distribution	0	(295.46)	C
07/27 Tax Distribution	0	336.97	C
07/27 Tax Distribution	0	32.53	C
07/28 Tax Distribution	0	212.49	C
07/28 Tax Distribution	0	39.92	C
07/28 Tax Distribution	0	595.41	C
07/29 Tax Distribution	0	361.39	C
07/29 Tax Distribution	0	310.56	C
07/29 Tax Distribution	0	111.96	C

15035⁸⁸

+1526 sb



Pinal County Treasurer

Monthly Statement

Date Range: 7/1/2020 to 7/31/2020

07/30 Tax Distribution	0	446.96	C
07/30 Tax Distribution	0	32.31	C
07/30 Tax Distribution	0	111.44	C
07/31 Tax Distribution	0	668.78	C
07/31 Tax Distribution	0	6.19	C
07/31 Tax Distribution	0	(118.03)	C
07/31 Tax Distribution	0	347.49	C
12100.2011 2011 Personal Property Taxes		Source Code Total: 82.92	
07/09 Tax Distribution	0	3.49	C
07/13 Tax Distribution	0	74.83	C
07/14 Tax Distribution	0	3.86	C
07/28 Tax Distribution	0	.74	C
12100.2012 2012 Personal Property Taxes		Source Code Total: 37.38	
07/13 Tax Distribution	0	37.38	C
12100.2014 2014 Personal Property Taxes		Source Code Total: 44.77	
07/15 Tax Distribution	0	44.77	C
12100.2015 2015 Personal Property Taxes		Source Code Total: 477.40	
07/01 Tax Distribution	0	2.26	C
07/01 Tax Distribution	0	5.25	C
07/06 Tax Distribution	0	20.06	C
07/10 Tax Distribution	0	6.81	C
07/13 Tax Distribution	0	8.92	C
07/16 Tax Distribution	0	3.15	C
07/16 Tax Distribution	0	5.93	C
07/17 Tax Distribution	0	65.46	C
07/20 Tax Distribution	0	172.54	C
07/22 Tax Distribution	0	29.81	C
07/23 Tax Distribution	0	33.50	C
07/27 Tax Distribution	0	18.64	C
07/27 Tax Distribution	0	11.45	C
07/29 Tax Distribution	0	12.69	C
07/31 Tax Distribution	0	38.46	C
07/31 Tax Distribution	0	42.47	C
12100.2016 2016 Personal Property Taxes		Source Code Total: 742.13	
07/01 Tax Distribution	0	3.54	C
07/01 Tax Distribution	0	5.96	C
07/02 Tax Distribution	0	20.60	C
07/06 Tax Distribution	0	20.44	C
07/07 Tax Distribution	0	29.79	C
07/08 Tax Distribution	0	5.79	C
07/09 Tax Distribution	0	71.31	C
07/13 Tax Distribution	0	126.48	C
07/16 Tax Distribution	0	2.85	C
07/16 Tax Distribution	0	5.88	C
07/17 Tax Distribution	0	103.33	C
07/20 Tax Distribution	0	173.20	C
07/21 Tax Distribution	0	7.50	C
07/22 Tax Distribution	0	37.35	C
07/23 Tax Distribution	0	33.23	C
07/27 Tax Distribution	0	18.18	C
07/27 Tax Distribution	0	10.49	C
07/28 Tax Distribution	0	4.70	C
07/28 Tax Distribution	0	(86.28)	C
07/31 Tax Distribution	0	72.97	C
07/31 Tax Distribution	0	74.82	C
12100.2017 2017 Personal Property Taxes		Source Code Total: (154.34)	
07/01 Tax Distribution	0	3.60	C

728⁴¹

701²³



Pinal County Treasurer

Monthly Statement

Date Range: 7/1/2020 to 7/31/2020

07/01 Tax Distribution	0	5.96	C
07/06 Tax Distribution	0	25.79	C
07/07 Tax Distribution	0	39.62	C
07/08 Tax Distribution	0	5.79	C
07/09 Tax Distribution	0	71.32	C
07/16 Tax Distribution	0	2.85	C
07/16 Tax Distribution	0	5.87	C
07/17 Tax Distribution	0	100.13	C
07/20 Tax Distribution	0	173.20	C
07/22 Tax Distribution	0	36.46	C
07/23 Tax Distribution	0	34.32	C
07/24 Tax Distribution	0	20.12	C
07/27 Tax Distribution	0	19.05	C
07/27 Tax Distribution	0	10.48	C
07/28 Tax Distribution	0	4.39	C
07/28 Tax Distribution	0	(163.96)	C
07/30 Tax Distribution	0	(691.61)	C
07/31 Tax Distribution	0	70.15	C
07/31 Tax Distribution	0	72.13	C
12100.2018 2018 Personal Property Taxes		Source Code Total: (9,523.41)	
07/01 Tax Distribution	0	13.94	C
07/01 Tax Distribution	0	(301.70)	C
07/07 Tax Distribution	0	39.00	C
07/08 Tax Distribution	0	5.79	C
07/08 Tax Distribution	0	4.70	C
07/09 Tax Distribution	0	70.21	C
07/13 Tax Distribution	0	18.64	C
07/13 Tax Distribution	0	43.46	C
07/14 Tax Distribution	0	27.26	C
07/14 Tax Distribution	0	39.67	C
07/16 Tax Distribution	0	(249.07)	C
07/17 Tax Distribution	0	(2,318.20)	C
07/17 Tax Distribution	0	39.16	C
07/20 Tax Distribution	0	173.21	C
07/22 Tax Distribution	0	(1,754.07)	C
07/23 Tax Distribution	0	(204.69)	C
07/24 Tax Distribution	0	19.75	C
07/27 Tax Distribution	0	(243.44)	C
07/27 Tax Distribution	0	(640.18)	C
07/28 Tax Distribution	0	(87.38)	C
07/28 Tax Distribution	0	(179.02)	C
07/29 Tax Distribution	0	23.03	C
07/29 Tax Distribution	0	88.08	C
07/30 Tax Distribution	0	(408.46)	C
07/30 Tax Distribution	0	(1,647.52)	C
07/30 Tax Distribution	0	(696.14)	C
07/30 Tax Distribution	0	(530.34)	C
07/31 Tax Distribution	0	23.24	C
07/31 Tax Distribution	0	(892.34)	C
0.2019 2019 Personal Property Taxes		Source Code Total: 5,111.35	
07/01 Tax Distribution	0	104.38	C
07/02 Tax Distribution	0	2,656.47	C
07/02 Tax Distribution	0	158.79	C
07/02 Tax Distribution	0	2.58	C
07/02 Tax Distribution	0	160.81	C
07/06 Tax Distribution	0	57.70	C
07/07 Tax Distribution	0	14.23	C

x 855³²

607¹⁴

10,152⁵⁵

1585⁰

5697⁰⁰



Pinal County Treasurer

Monthly Statement

Date Range: 7/1/2020 to 7/31/2020

07/07 Tax Distribution	0	38.37	C
07/08 Tax Distribution	0	52.23	C
07/08 Tax Distribution	0	53.61	C
07/08 Tax Distribution	0	106.21	C
07/09 Tax Distribution	0	92.29	C
07/10 Tax Distribution	0	499.87	C
07/10 Tax Distribution	0	17.33	C
07/13 Tax Distribution	0	25.95	C
07/13 Tax Distribution	0	19.63	C
07/13 Tax Distribution	0	41.69	C
07/14 Tax Distribution	0	59.38	C
07/14 Tax Distribution	0	14.89	C
07/14 Tax Distribution	0	57.92	C
07/17 Tax Distribution	0	.47	C
07/17 Tax Distribution	0	69.83	C
07/20 Tax Distribution	0	154.67	C
07/21 Tax Distribution	0	222.92	C
07/21 Tax Distribution	0	213.27	C
07/22 Tax Distribution	0	289.62	C
07/23 Tax Distribution	0	23.46	C
07/24 Tax Distribution	0	19.36	C
07/27 Tax Distribution	0	97.67	C
07/28 Tax Distribution	0	10.13	C
07/28 Tax Distribution	0	(131.13)	C
07/29 Tax Distribution	0	181.68	C
07/29 Tax Distribution	0	86.65	C
07/30 Tax Distribution	0	37.96	C
07/30 Tax Distribution	0	(454.74)	C
07/31 Tax Distribution	0	55.20	C
15150.0 Maricopa County Tax Collection		Source Code Total: 533.92	
07/15 Superstition Fire Proceeds from Maricopa Co Wired	0	533.92	C
21100.43 Wells Fargo Trust Investment Interest		Source Code Total: .39	
07/02 Investment Interest	0	.39	C
21100.46 Wells Fargo Investment Investment Interest		Source Code Total: 17.81	
07/08 Investment Interest	0	17.81	C
21100.47 WF Money Market Investment Interest		Source Code Total: 78.77	
07/01 Investment Interest	0	78.77	C
21100.55 Multi-Bank Securities Investment Interest		Source Code Total: 259.35	
07/20 Investment Interest	0	259.35	C
21100.70 Vining Sparks Investment Interest		Source Code Total: 1,143.06	
07/10 Investment Interest	0	326.41	C
07/20 Investment Interest	0	79.63	C
07/21 Investment Interest	0	269.46	C
07/22 Investment Interest	0	237.04	C
07/30 Investment Interest	0	230.52	C
21100.80 Stifel Nicolaus & Company Investment Interest		Source Code Total: 503.35	
07/13 Investment Interest	0	264.45	C
07/29 Investment Interest	0	238.90	C
73160.0 Deposits		Source Code Total: 327,803.64	
07/09 WIRED MONEY TO GENERAL FUND	0	400.00	C ✓
07/16 100.10.42600.15 PoliceReport Proc/inv 5989/326198	0	20.00	C ✓
07/16 100.10.42600.15 Mayes Telles PLLC/inv 5983/7250	0	20.00	C ✓
07/16 100.10.42700.50 Dolce Vita/inv 5934/ck 5850	0	100.00	C ✓
07/16 100.10.42700.50 GoldCanyonHacienda/inv 5961/2503	0	100.00	C ✓
07/16 100.10.53965.10 J Kevin/inv 5975/ck 26174295088	0	315.00	C ✓
07/16 100.10.53965.10 D Montgomery/inv 5916/ck 7711	0	545.84	C ✓
07/16 100.10.53965.10 PSPRS/inv 5918/ck 211425	0	663.51	C ✓



Pinal County Treasurer

Monthly Statement

Date Range: 7/1/2020 to 7/31/2020

07/16	100.10.43300.50 CITOAJ/inv 00321/ck 102977	0	100.00	C	✓
07/16	100.10.43200.20 TownOfSuperior/5900,1,2,25/41824	0	2,630.77	C	✓
07/16	100.10.43200.20 FLOFD/inv 5941/ck 116959	0	622.73	C	✓
07/16	100.10.43100.10	0	75,485.98	C	✓
07/16	100.10.43100.10 ARISLD/5981,5982/219685761	0	63,681.36	C	✓
07/16	100.10.42200.41 AntennaSites/inv 5980/ck 20372	0	763.74	C	✓
07/16	WIRED MONEY TO GENERAL FUND	0	700.00	C	✓
07/22	WIRED MONEY TO GENERAL FUND	0	88,104.67	C	✓
07/23	WIRED MONEY TO GENERAL FUND	0	20.00	C	✓
07/30	WIRED MONEY TO GENERAL FUND	0	20.00	C	✓
07/30	100.10.42600.15 LexisNexis/inv 5996/ck 1078018062	0	20.00	C	✓
07/30	100.10.42600.15 Koglmeier Law/inv 5997/ck 1078	0	20.00	C	✓
07/30	100.10.42500.50 HeavensUrgentCare/in 5990/ck 1258	0	20.00	C	✓
07/30	100.10.42500.50 AZ Adventure/inv 5995/ck 3046	0	20.00	C	✓
07/30	100.10.24000.10 AFLAC-Taylor/inv 6002/ck 10517103	0	36.89	C	✓
07/30	100.10.24000.10 AFLAC-Suniga/in 6001/ck 10513535	0	13.99	C	✓
07/30	100.10.24000.10 AFLAC-Suniga/in 6001/ck 10510642	0	1,087.30	C	✓
07/30	100.10.24000.10 AFLAC-McKinney/in 6000/ 10508760	0	40.01	C	✓
07/30	100.10.24000.10 AFLAC-Blackstone/5999/10500376	0	40.96	C	✓
07/30	100.10.42025.10 AZFORM/inv 5978/ck 9696231	0	215.25	C	✓
07/30	# REF!	0	5,000.00	C	✓
07/30	100.10.42500.50 SRP/inv 5722, 5723/ck 1226293	0	20.00	C	✓
07/30	100.10.42500.50 T Yamamoto/inv 6009/ck 4976	0	20.00	C	✓
07/30	100.10.42500.50 RedValleyTrucking/inv 6010/ck 2518	0	20.00	C	✓
07/30	100.10.42500.50 Leitzell Ins/inv 6007/ck 1108	0	20.00	C	✓
07/30	100.10.42700.50 BurgerKing/inv 5985/ck 45454	0	100.00	C	✓
07/30	100.10.43200.20 ARISLD/inv 6011 Bighorn/ 9705497	0	86,815.64	C	✓
73750.0 Revenue Transfer				Source Code Total: (38.14)	
07/20	Maricopa Property Tax Transfer	0	(38.14)	C	
90400.0 Refund Interest				Source Code Total: (32.29)	
07/28	166069 B09-80-17801 2016 Adjustment/Corr Refund	166069	(4.85)	D	
07/28	166069 B09-80-17801 2016 Adjustment/Corr Refund	166069	(4.20)	D	
07/28	166099 B09-80-17801 2017 Adjustment/Corr Refund	166099	(6.81)	D	
07/28	166099 B09-80-17801 2017 Adjustment/Corr Refund	166099	(5.88)	D	
07/28	166099 B09-80-17801 2018 Adjustment/Corr Refund	166099	(4.72)	D	
07/28	166099 B09-80-17801 2018 Adjustment/Corr Refund	166099	(3.35)	D	
07/28	166099 B09-80-17801 2019 Adjustment/Corr Refund	166099	(2.48)	D	
90930.0 Warrants Redeemed				Source Code Total: (355,316.26)	
07/01	Paid Warrants	0	(3,225.95)	D	
07/02	Paid Warrants	0	(3,772.41)	D	
07/06	Paid Warrants	0	(3,337.15)	D	
07/07	Paid Warrants	0	(16,034.50)	D	
07/08	Paid Warrants	0	(13,191.20)	D	
07/09	Paid Warrants	0	(4,506.51)	D	
07/10	Paid Warrants	0	(544.56)	D	
07/13	Paid Warrants	0	(3,194.83)	D	
07/14	Paid Warrants	0	(36,722.11)	D	
07/15	Paid Warrants	0	(7,944.26)	D	
07/16	Paid Warrants	0	(14,545.60)	D	
07/17	Paid Warrants	0	(3,138.53)	D	
07/20	Paid Warrants	0	(70,081.85)	D	
07/21	Paid Warrants	0	(1,224.57)	D	
07/22	Paid Warrants	0	(1,800.68)	D	
07/23	Paid Warrants	0	(488.65)	D	
07/24	Paid Warrants	0	(4,638.30)	D	
07/27	Paid Warrants	0	(16,781.60)	D	
07/28	Paid Warrants	0	(6,806.63)	D	

6004



Pinal County Treasurer

Monthly Statement

Date Range: 7/1/2020 to 7/31/2020

07/29 Paid Warrants	0	(58,553.74)	D
07/30 Paid Warrants	0	(6,794.43)	D
07/31 Paid Warrants	0	(77,988.20)	D
91220.0 Disbursed by County Treasurer		Source Code Total: (1,016,714.04)	
07/09 Fire Employee Payroll Direct Deposit	0	(294,432.46)	D
07/09 Fire District Fed & State P/R Taxes	0	(66,339.73)	D
07/09 Fire District 457, union dues, pac	0	(48,555.37)	D
07/09 Fire HSA	0	(8,666.77)	D
07/09 Fire PSPRS	0	(121,716.53)	D
07/09 Fire ASRS	0	(9,479.98)	D
07/23 Fire Employees Payroll Direct Deposit	0	(245,661.81)	D
07/23 Fire District Federal & State P/R Taxes	0	(56,065.84)	D
07/23 Fire District 457, union dues, pac	0	(49,959.31)	D
07/23 Fire HSA	0	(8,593.55)	D
07/23 Fire PSPRS	0	(98,355.63)	D
07/23 Fire ASRS	0	(8,887.06)	D
91280.0 Outgoing Wire Fee		Source Code Total: (40.00)	
07/09 Wire Transfer Chg P/R	0	(20.00)	D
07/23 Wire Transfer Chg P/R	0	(20.00)	D
91290.0 Outgoing Wire Surcharge		Source Code Total: (10.00)	
07/09 Wire Transfer Chg P/R	0	(5.00)	D
07/23 Wire Transfer Chg P/R	0	(5.00)	D
6116421001 Superstition Fire & Medical District		Ending Balance: 857,918.47	

Warrant Detail

Payee Name	Warrant	Amount	Issue Dt	Status Dt	Voucher
6116421001 Superstition Fire & Medical District					Account Total: 427,275.29
Fund: 1102					Fund Total: 412,189.99
Status: OUTS					Status Total: 70,170.91 L
APACHE JUNCTION UNIFIED	1102030091	3,653.33	06/30/20	06/30/20	
APACHE JUNCTION UNIFIED	1102030092	2,500.00	06/30/20	06/30/20	
APACHE JUNCTION UNIFIED	1102030093	1,017.00	06/30/20	06/30/20	
ARIZONA FORESTRY DIVISION	1102030097	3,528.09	06/30/20	06/30/20	
COLBY WELDING & RADIATOR, INC.	1102030106	448.88	06/30/20	06/30/20	
DAVID DELP DBA	1102030158	227.84	07/22/20	07/22/20	
ARIZONA FORESTRY DIVISION	1102030161	323.91	07/22/20	07/22/20	
PINAL COUNTY COMMUNITY COLLEGE	1102030164	6,444.00	07/22/20	07/22/20	
COSTCO WHOLESALE CORPORATION	1102030166	43.44	07/22/20	07/22/20	
DELTA DENTAL OF ARIZONA	1102030167	5,297.54	07/22/20	07/22/20	
FIRST CALL AUTO & INDUSTRIAL	1102030173	722.98	07/22/20	07/22/20	
MONTE FULLER	1102030174	161.70	07/22/20	07/22/20	
GALLOWAY ASSET MANAGEMENT, LLC	1102030175	712.50	07/22/20	07/22/20	
LEXIPOL, LLC	1102030180	6,266.67	07/22/20	07/22/20	
SUPERSTITION SAFETY SERV, LLC	1102030187	2,512.51	07/22/20	07/22/20	
TOSHIBA BUSINESS SOLUTIONS, INC	1102030188	172.16	07/22/20	07/22/20	
UNITED STATES POSTAL SERVICE	1102030191	250.00	07/22/20	07/22/20	
AFLAC	1102030196	3,563.57	07/29/20	07/29/20	
AMERIGAS PROPANE LP	1102030197	1,335.01	07/29/20	07/29/20	
APACHE JUNCTION UNIFIED	1102030198	6,846.98	07/29/20	07/29/20	
WATER UTILITIES COMM FD DBA	1102030199	225.32	07/29/20	07/29/20	
AFNA WATER COMPANY, INC.	1102030200	516.59	07/29/20	07/29/20	
MA BLACKSTONE	1102030201	137.43	07/29/20	07/29/20	
CITY OF MESA	1102030202	5,653.35	07/29/20	07/29/20	
COOKSON DOOR SALES OF AZ, INC	1102030203	658.03	07/29/20	07/29/20	
FIRST CALL AUTO & INDUSTRIAL	1102030204	148.93	07/29/20	07/29/20	
GINCO PLUMBING LLC	1102030205	107.14	07/29/20	07/29/20	
CRAIG HALVER	1102030206	359.32	07/29/20	07/29/20	
PROFESSIONAL SALES & SERVICE	1102030207	2,032.46	07/29/20	07/29/20	
HUGHES FIRE EQUIPMENT, INC.	1102030208	1,169.85	07/29/20	07/29/20	



Pinal County Treasurer

Monthly Statement

Date Range: 7/1/2020 to 7/31/2020

DAN MCKINNEY	1102030209	40.01	07/29/20	07/29/20
MESA DISCOUNT, INC	1102030210	184.41	07/29/20	07/29/20
PIONEER DISTRIBUTING CO., INC.	1102030211	224.63	07/29/20	07/29/20
REDBURN TIRE COMPANY, INC.	1102030212	3,261.55	07/29/20	07/29/20
RV STRIPES & GRAPHICS, INC.	1102030213	189.31	07/29/20	07/29/20
RWC INTERNATIONAL, LTD	1102030214	419.39	07/29/20	07/29/20
STANDARD INSURANCE COMPANY	1102030215	5,710.27	07/29/20	07/29/20
STRYKER SALES CORPORATION	1102030216	985.81	07/29/20	07/29/20
JOHN SUNIGA	1102030217	1,101.29	07/29/20	07/29/20
SUPERSTITION SAFETY SERV, LLC	1102030218	255.48	07/29/20	07/29/20
JOHN TAYLOR	1102030219	36.89	07/29/20	07/29/20
WEST DIRECT OIL, LLC	1102030220	725.34	07/29/20	07/29/20
Status: PAID				Status Total: 342,019.08
APACHE JUNCTION UNIFIED	1102030045	2,846.85	06/17/20	07/13/20
CITY OF APACHE JUNCTION	1102030054	3,772.41	06/17/20	07/02/20
EMPIRE SOUTHWEST, LLC	1102030058	197.28	06/17/20	07/01/20
FIRST CHOICE AUTO GLASS, INC.	1102030062	251.84	06/17/20	07/09/20
CSC ELECTRICAL CONTRACTOR, LLC	1102030063	1,125.00	06/17/20	07/01/20
PHOENIX TECHNOLOGY SOLUTIONS	1102030072	66.00	06/17/20	07/01/20
TOM'S CAMPERLAND, INC.	1102030082	1,406.82	06/17/20	07/07/20
TOSHIBA BUSINESS SOLUTIONS, INC	1102030083	172.16	06/17/20	07/27/20
ADR HARDWARE, LLC	1102030090	70.85	08/30/20	07/13/20
WATER UTILITIES COMM FD DBA	1102030094	85.34	06/30/20	07/10/20
ARIZONA WATER COMPANY, INC.	1102030095	831.19	06/30/20	07/06/20
ARIZONA PPE RECON, INC.	1102030096	366.50	06/30/20	07/07/20
AT ORP	1102030098	934.16	06/30/20	07/09/20
BOUND TREE MEDICAL LLC	1102030099	204.99	06/30/20	07/07/20
BPCWS, PLLC	1102030100	1,421.68	06/30/20	07/08/20
CHASE	1102030101	714.97	06/30/20	07/30/20
CITY OF APACHE JUNCTION	1102030103	4,361.77	06/30/20	07/24/20
CITY OF MESA	1102030104	244.00	06/30/20	07/27/20
CITY OF MESA	1102030105	13,104.00	06/30/20	07/27/20
COOKSON DOOR SALES OF AZ, INC	1102030107	285.25	06/30/20	07/09/20
ELLIOTT AUTO SUPPLY CO, INC.	1102030108	736.90	06/30/20	07/08/20
FIRST CALL AUTO & INDUSTRIAL	1102030109	300.22	06/30/20	07/10/20
FLEETPRIDE, INC	1102030110	306.28	06/30/20	07/07/20
CSC ELECTRICAL CONTRACTOR, LLC	1102030111	1,492.75	06/30/20	07/08/20
FREIGHTLINER OF ARIZONA, LLC	1102030112	1,249.91	06/30/20	07/07/20
ST HELEN AUTO & HARDWARE, INC.	1102030113	65.32	06/30/20	07/10/20
GINCO PLUMBING LLC	1102030114	190.81	06/30/20	07/06/20
WEX BANK DBA	1102030115	3,081.13	06/30/20	07/17/20
GREEN & BAKER LTD	1102030116	108.00	06/30/20	07/20/20
MITCH MCCOLLOUGH	1102030117	540.35	06/30/20	07/06/20
SHERRY MUELLER	1102030118	150.00	06/30/20	07/06/20
PINAL COUNTY RECORDER'S OFFICE	1102030119	15.00	06/30/20	07/17/20
PITNEY BOWES	1102030120	93.68	06/30/20	07/10/20
PROPHET NETWORK INTEGRATION, IN	1102030121	12,500.00	06/30/20	07/07/20
REDBURN TIRE COMPANY, INC.	1102030122	688.67	06/30/20	07/08/20
RIGHT AWAY DISPOSAL, LLC	1102030123	277.13	06/30/20	07/13/20
SALT RIVER PROJECT	1102030124	6,829.34	06/30/20	07/08/20
SAN TAN FORD	1102030125	77.16	06/30/20	07/08/20
SOUTHWEST GAS CORPORATION	1102030126	101.09	06/30/20	07/09/20
SUPERSTITION MOUNTAINS CFD #1	1102030127	126.70	06/30/20	07/28/20
MATLICK ENTERPRISES INC DBA	1102030128	506.81	06/30/20	07/08/20
UNION ST CORPORATION	1102030129	1,159.60	06/30/20	07/21/20
WELLS FARGO BANK, N.A.	1102030130	524.70	06/30/20	07/29/20
POWER ACQUISITION, LLC.	1102030131	826.49	06/30/20	07/08/20
MAGIC PEST CONTROL	1102030132	609.40	06/30/20	07/08/20
AETNA BEHAVIORAL HEALTH, LLC	1102030133	806.40	07/08/20	07/15/20
ARIZONA WATER CONDITIONING DBA	1102030134	405.83	07/08/20	07/20/20
BENCHMARK INSURANCE COMPANY	1102030135	34,884.44	07/08/20	07/14/20
DELTA DENTAL OF ARIZONA	1102030136	5,462.58	07/08/20	07/16/20



Pinal County Treasurer

Monthly Statement

Date Range: 7/1/2020 to 7/31/2020

DELTA DENTAL INSURANCE COMPANY	1102030137	433.62	07/08/20	07/15/20
WEX BANK DBA	1102030138	42.40	07/08/20	07/17/20
KANSAS STATE BANK OF MANHATTAN	1102030139	158.41	07/08/20	07/16/20
MEDIACOM	1102030140	5,691.84	07/08/20	07/16/20
MEDIACOM	1102030141	330.08	07/08/20	07/16/20
CADWELL IRREVOCABLE TRUST III	1102030142	264.33	07/08/20	07/15/20
CENTURYLINK	1102030143	1,277.69	07/08/20	07/16/20
STANDARD INSURANCE COMPANY	1102030144	5,635.83	07/08/20	07/15/20
UNITED HEALTHCARE INSURANCE CO	1102030145	69,568.02	07/08/20	07/20/20
VISION SERVICE PLAN	1102030146	804.08	07/08/20	07/15/20
ARIZONA WATER COMPANY, INC.	1102030147	165.68	07/15/20	07/23/20
BUD'S BULK ICE SERVICE, INC	1102030148	237.97	07/15/20	07/27/20
CITY OF APACHE JUNCTION	1102030149	276.53	07/15/20	07/24/20
CITY OF MESA	1102030150	67.33	07/15/20	07/27/20
MEDIACOM	1102030151	64.97	07/15/20	07/21/20
PROSHRED SECURITY ARIZONA	1102030152	46.66	07/15/20	07/23/20
PHOENIX TECHNOLOGY SOLUTIONS	1102030153	66.00	07/15/20	07/28/20
CENTURYLINK	1102030154	177.30	07/15/20	07/23/20
SUPERSTITION SAFETY SERV, LLC	1102030155	99.01	07/15/20	07/23/20
VERIZON WIRELESS SERVICES LLC	1102030156	1,800.68	07/15/20	07/22/20
AETNA BEHAVIORAL HEALTH, LLC	1102030157	806.40	07/22/20	07/29/20
ARIZONA WATER COMPANY, INC.	1102030159	145.26	07/22/20	07/29/20
ARIZONA PPE RECON, INC.	1102030160	398.00	07/22/20	07/28/20
AT&T CORP	1102030162	977.53	07/22/20	07/31/20
BRENDEN ESPIE	1102030163	541.66	07/22/20	07/28/20
CH	1102030165	1,051.86	07/22/20	07/30/20
DE. DENTAL INSURANCE COMPANY	1102030168	304.64	07/22/20	07/29/20
DONNOE & ASSOCIATES, INC	1102030169	1,410.00	07/22/20	07/29/20
NATHANIEL ERICKSON	1102030170	1,505.00	07/22/20	07/28/20
EAST VALLEY WELLNESS CENTER	1102030171	50,208.00	07/22/20	07/29/20
ELLIOTT AUTO SUPPLY CO, INC.	1102030172	1,027.60	07/22/20	07/30/20
GINCO PLUMBING LLC	1102030176	2,956.14	07/22/20	07/27/20
LIBERTY WATER COMPANY, INC.	1102030177	54.25	07/22/20	07/29/20
LIBERTY WATER COMPANY, INC.	1102030178	80.87	07/22/20	07/29/20
KANSAS STATE BANK OF MANHATTAN	1102030179	158.41	07/22/20	07/29/20
BRIAN LOGSDON	1102030181	350.54	07/22/20	07/28/20
CADWELL IRREVOCABLE TRUST III	1102030182	264.33	07/22/20	07/29/20
THE PREPLANNERS, LLC	1102030183	4,000.00	07/22/20	07/30/20
RIGHT AWAY DISPOSAL, LLC	1102030184	277.13	07/22/20	07/31/20
RWC INTERNATIONAL, LTD	1102030185	978.69	07/22/20	07/29/20
SAN TAN FORD	1102030186	417.69	07/22/20	07/28/20
MATLICK ENTERPRISES INC DBA	1102030189	1,150.89	07/22/20	07/29/20
UNITED HEALTHCARE INSURANCE CO	1102030190	76,733.54	07/22/20	07/31/20
VISION SERVICE PLAN	1102030192	804.08	07/22/20	07/29/20
WELLS FARGO BARNK, N.A.	1102030193	5.05	07/22/20	07/29/20
WIST SUPPLY & EQUIPMENT CO	1102030194	58.37	07/22/20	07/29/20
POWER ACQUISITION, LLC.	1102030195	1,561.37	07/22/20	07/28/20
Fund: 1103				Fund Total: 15,085.30
Status: OUTS				Status Total: 1,788.12 (M)
JOSE K SEPULVEDA	1103018251	1,788.12	06/19/20	06/17/20
Status: PAID				Status Total: 13,297.18
PUBLIC SAFETY PERSONNEL RETIREMENT SYSTEM	1103018247	2,934.17	05/29/20	07/09/20
AZ FF RETIREE HEALTH TRUST FUND	1103018253	1,625.00	06/26/20	07/06/20
SUPPORT PAYMENT CLEARINGHOUSE	1103018254	1,837.67	06/26/20	07/01/20
AZ FF RETIREE HEALTH TRUST FUND	1103018255	1,625.00	07/10/20	07/16/20
SUPPORT PAYMENT CLEARINGHOUSE	1103018256	1,837.67	07/10/20	07/14/20
AZ FF RETIREE HEALTH TRUST FUND	1103018257	1,600.00	07/24/20	07/29/20
SUPPORT PAYMENT CLEARINGHOUSE	1103018258	1,837.67	07/24/20	07/28/20

Count Amount

Total OUTS: 43 71,959.03



Pinal County Treasurer

Monthly Statement

Date Range: 7/1/2020 to 7/31/2020

Total PAID:

103

355,316.26



**Superstition Fire & Medical District
General (Fund 100) Cash Reconciliation
Fiscal Year 2019 - 2020
6/30/2020**

	Deposits (Cash Receipts)	Cash Disbursements	Refunded Taxes	Book Balance
Book Balance as of: 6/1/2020				<u>(4,642,859.16)</u>

BB

Activity During the Month

Journal Entries:

Interest Income (Expense):	5,041.18			5,041.18
Cash Receipts				

2015 Real Estate Taxes	-		(224.49)	(224.49)
2016 Real Estate Taxes	-		(200.73)	(200.73)
2017 Real Estate Taxes	-		(352.05)	(352.05)
2018 Real Estate Taxes	7.29			7.29
2019 Real Estate Taxes	104,700.22		(160.20)	104,540.02
2007 Pers. Prop. Taxes				0.00
2008 Pers. Prop. Taxes				0.00
2009 Pers. Prop. Taxes				0.00
2010 Pers. Prop. Taxes				0.00
2011 Pers. Prop. Taxes	69.72			69.72
2012 Pers. Prop. Taxes	4.07			4.07
2013 Pers. Prop. Taxes	18.10			18.10
2014 Pers. Prop. Taxes	58.05			58.05
2015 Pers. Prop. Taxes	146.53			146.53
2016 Pers. Prop. Taxes	372.95			372.95
2017 Pers. Prop. Taxes	325.81			325.81
2018 Pers. Prop. Taxes	1,173.59		(1,603.51)	(429.92)
2019 Pers. Prop. Taxes	8,238.44		(17.88)	8,220.56
SRP Contributions				-
FDAT				0.00
Maricopa County Taxes	1,625.73			1,625.73
Deposits	116,725.31			-116,725.31
Revenue Transfer	130,346.81			130,346.81

Cash Disbursements

A) Accounts Payable Activity	(296,032.05)			(296,032.05)
B) Payroll Activity	(1,311,187.04)			(1,311,187.04)
C) Payroll Wire Fees	(75.00)			(75.00)
D) Stop Payment Fee				-
D) Transfer In / Out				-
D) Transfer In / Out				-
D) Transfer In / Out				-
E) Refund Interest	(0.70)			(0.70)

<u>\$368,853.80</u>	<u>(1,607,294.79)</u>	<u>(5,883,859.01)</u>
---------------------	-----------------------	-----------------------

BB-July

Pinal County Bank Balance

Ending Bank Balance as of: 6/30/2020	Balance from YTD Column	1,885,110.56
--------------------------------------	-------------------------	--------------

Less: Line of Credit Advances

Less: Line of Credit Interest

Plus: Line of Credit Payments

Less: Outstanding Warrants

Less: Deposit at bank, not in book

A/P	(76,171.60)	
Payroll	(8,184.96)	(84,356.56)
	(200.00)	(200.00)
		0.00
		<u>1,800,554.00</u>

Cash Balance in Payroll Clearing Account	100.00
Cash Balance in Electronic / ACH Clearing Account	200.00
Petty Cash	100.00
	<u>1,800,954.00</u>

Prepared by: [Signature] 7/1/2020 Balance per B/S 1,800,954.00

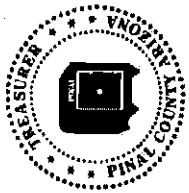
Reviewed by: [Signature] 7/6/2020 Difference 0.00

CASH RECEIPTS

July 2020 M & O DEPOSITS

Date	Control #	Amount	Account #	Description
7/9/2020		100.00	100.10.42700.50	Meridian RV / inv 5962 / CC (June)
		100.00	100.10.42700.50	Mickey D's / inv 5743 / CC (June)
		200.00	100.10.42700.50	Metro Fire - T Prosine - McDonalds/inv 5969/CC
		400.00		Wire Transfer ✓ E-1
7/16/2020		20.00	100.10.42600.15	PoliceReport Proc/inv 5989/326196 ✓
		20.00	100.10.42600.15	Mayer Telles PLLC/inv 5983/7250 ✓
		100.00	100.10.42700.50	Dolce Vita/inv 5834/ck 5850 ✓
		100.00	100.10.42700.50	GoldCanyonHacienda/inv 5981/2503 ✓
		315.00	100.10.53965.10	J Kevin/inv 5975/ck 28174285098 ✓
		545.84	100.10.53965.10	D Montgomery/inv 5916/ck 7711 ✓
		663.51	100.10.53965.10	PSPRS/inv 5918/ck 211425 ✓
		100.00	100.10.43300.50	CITIAJ/inv 00321/ck 102977 ✓
		2,630.77	100.10.43200.20	TownOfSuperior/5900,1,2,25/4 1824 ✓
		622.73	100.10.43200.20	FLOFD/inv 5941/ck 116959 ✓
		75,485.88	100.10.43100.10	ARISLD/5984,5978/219680008 ✓
		63,981.36	100.10.43100.10	ARISLD/5981,5982/219685781 ✓
		763.74	100.10.42200.41	AntennaSites/inv 5990/ck 20372 ✓
		145,048.93		E-6
7/16/2020		400.00	100.10.42700.50	Red Mountain Builders/inv 5942/cc
		300.00	100.10.42700.50	RCI Systems/inv 5974/cc
		700.00		Wire Transfer ✓ E-2
7/22/2020		88,104.67		Safer Grant ✓ E-3
		88,104.67		Wire Transfer E-3
7/23/2020		20.00	100.10.42500.50	C Nwosu - Stripes Urgent Care /inv 5994 / CC ✓
		20.00		Wire Transfer E-4
7/30/2020		20.00	100.10.42500.50	AJ Water & Ice / inv 6003 / CC ✓
		20.00		Wire Transfer E-5
7/30/2020		20.00	100.10.42800.15	LexisNexis/inv 5996/ck 1078018062 ✓
		20.00	100.10.42800.15	Koginsler Law/inv 5997/ck 1078 ✓
		20.00	100.10.42500.50	HeavensUrgentCare/in 5990/ck 1258 ✓
		20.00	100.10.42500.50	AZ Adventure/inv 5995/ck 3046 ✓
		36.88	100.10.24000.10	AFLAC-Taylor/inv 8002/ck 10517103 ✓
		13.99	100.10.24000.10	AFLAC-Suniga/in 6001/ck 10513535 ✓
		1,087.30	100.10.24000.10	AFLAC-Suniga/in 6001/ck 10510842 ✓
		40.01	100.10.24000.10	AFLAC-McKinney/in 6000/ 10508760 ✓
		40.96	100.10.24000.10	AFLAC-Blackstone/5999/10500376 ✓
		215.25	100.10.42025.10	AZFORM/inv 5978/ck 9398231 ✓
		5,000.00	100.10.42078.40	SRP/inv 5722, 5723/ck 1228293 ✓
		20.00	100.10.42500.50	AtSeason'sEnd/inv 6008/ck 18265 ✓
		20.00	100.10.42500.50	T Yamamoto/inv 6009/ck 4976 ✓
		20.00	100.10.42500.50	RedValleyTrucking/inv 6010/ck 2518 ✓
		20.00	100.10.42500.50	Leitzell ins/inv 6007/ck 1108 ✓
		100.00	100.10.42700.50	BurgerKing/inv 5985/ck 45454 ✓
		88,815.64	100.10.43200.20	ARISLD/inv 6011 Bighorn/ 9705497 ✓
		93,510.04		E-6
July 2020 Totals		327,803.64		

(E)



Control No. 349644

Pinal County Treasurer

Pending Treasurer Receipt

Treasurer's Office Use

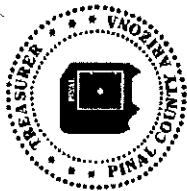
Receipt No.:

Posted By:

Receipt Date: 7/9/2020 Cash: \$0.00 Submitted By: JenniferBurke1
 Total Amount: \$400.00 Check: \$0.00 Department: Superstition Fire & Medical District
 Wire/Direct Deposit: \$400.00
 Credit Card: \$0.00

GL	Source	Cost	Object	Subsid	Subled	Type	Notes	Amount
6116421001	73160.0						WIRED MONEY TO GENERAL FUND	\$400.00

E-1



Control No. 349920

Pinal County Treasurer Pending Treasurer Receipt

Treasurer's Office Use

Receipt No.:

Posted By:

Receipt Date: 7/16/2020 Cash: \$0.00 Submitted By: JenniferBurke1
 Total Amount: \$700.00 Check: \$0.00 Department: Superstition Fire & Medical District
 Wire/Direct Deposit: \$700.00
 Credit Card: \$0.00

GL	Source	Cost	Object	Subsid	Subsid	Subled	Type	Notes	Amount
6116421001	73160.0							WIRED MONEY TO GENERAL FUND	\$700.00

E-2



Control No. 350105

Pinal County Treasurer Pending Treasurer Receipt

Treasurer's Office Use


Receipt No.:

Posted By:

Receipt Date: 7/21/2020 Cash: \$0.00 Submitted By: JenniferBurke1
 Total Amount: \$88,104.67 Check: \$0.00 Department: Superstition Fire & Medical District
 Wire/Direct Deposit: \$88,104.67
 Credit Card: \$0.00

GL	Source	Cost	Object	Subsid	Subled	Type	Notes	Amount
6116421001	73160.0						WIRED MONEY TO GENERAL FUND	\$88,104.67

6-3



Control No. 350220

Pinal County Treasurer Pending Treasurer Receipt

Treasurer's Office Use

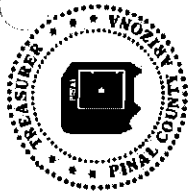
Receipt No.:

Posted By:

Receipt Date: 7/23/2020 Cash: \$0.00 Submitted By: JenniferBurke1
 Total Amount: \$20.00 Check: \$0.00 Department: Superstition Fire & Medical District
 Wire/Direct Deposit: \$20.00
 Credit Card: \$0.00

GL	Source	Cost	Object	Subsid	Subled	Type	Notes	Amount
6116421001	73160.0						WIRED MONEY TO GENERAL FUND	\$20.00

E-4



Control No. 350491

Pinal County Treasurer Pending Treasurer Receipt

Treasurer's Office Use

Receipt No.:

Posted By:

Receipt Date: 7/30/2020 Cash: \$0.00 Submitted By: JenniferBurke1
 Total Amount: \$20.00 Check: \$0.00 Department: Superstition Fire & Medical District
 Wire/Direct Deposit: \$20.00
 Credit Card: \$0.00

GL	Source	Cost	Object	Subsid	Subled	Type	Notes	Amount
6116421001	73160.0						WIRED MONEY TO GENERAL FUND	\$20.00

ES

Superstition Fire & Medical District

AR Payment Register (Detail)

Bank ID: Equal To D

ck No. / Payment ID	Payee Name / Customer Name	Invoice No. / Account Number	Amount Paid
BANK: D - M & 0 GENERAL FUND CHECKING			
DEPOSIT: 2,827	DATE: 07/08/20		
7250	(ONETIMECUST)	Check Invoice : 005983	\$20.00 \$20.00
		CHECK # 7250 TOTAL:	\$20.00
		DEPOSIT 2,827 TOTAL:	\$20.00
DEPOSIT: 2,828			
DATE: 07/08/20			
5526, 5526R	AutoZone/5526, 5526r (ONETIMECUST) (ONETIMECUST)	Transfer Invoice : 005526 Invoice : 005526R	\$0.00 \$100.00 -\$100.00
		TRANSFER TOTAL:	\$0.00
5560, 5560R	Tire Zone / 5560, 5560r (ONETIMECUST) (ONETIMECUST)	Transfer Invoice : 005560 Invoice : 005560R	\$0.00 \$100.00 -\$100.00
		TRANSFER TOTAL:	\$0.00
5611, 5611R	HandUpGuiding/5611, 5611r (ONETIMECUST) (ONETIMECUST)	Transfer Invoice : 005611 Invoice : 005611R	\$0.00 \$100.00 -\$100.00
		TRANSFER TOTAL:	\$0.00
		DEPOSIT 2,828 TOTAL:	\$0.00
DEPOSIT: 2,829			
DATE: 07/09/20			
767163	Metro Fire/McDonalds/5969 (ONETIMECUST) (ONETIMECUST)	Credit Card Invoice : 005969 Invoice : 005969	\$200.00 \$100.00 \$100.00
		CREDIT CARD # 77067163 TOTAL:	\$200.00
77096017	Meridian RV/5962 (ONETIMECUST)	Credit Card Invoice : 005962	\$100.00 \$100.00
		CREDIT CARD # 77096017 TOTAL:	\$100.00
77192936	Mickey D's/5743 (ONETIMECUST)	Credit Card Invoice : 005743	\$100.00 \$100.00
		CREDIT CARD # 77192936 TOTAL:	\$100.00
		DEPOSIT 2,829 TOTAL:	\$400.00
DEPOSIT: 2,830			
DATE: 07/13/20			
5712, 5712R	Diesel Instustries/5712, 5712r (ONETIMECUST) (ONETIMECUST)	Transfer Invoice : 005712 Invoice : 005712R	\$0.00 \$100.00 -\$100.00
		TRANSFER TOTAL:	\$0.00
5739, 5739R	Brookhaven Estates/5739,5739r (ONETIMECUST) (ONETIMECUST)	Transfer Invoice : 005739 Invoice : 005739R	\$0.00 \$100.00 -\$100.00
		TRANSFER TOTAL:	\$0.00
5740, 5740R	ByYourSide/5740, 5740r (ONETIMECUST) (ONETIMECUST)	Transfer Invoice : 005740 Invoice : 005740R	\$0.00 \$100.00 -\$100.00
		TRANSFER TOTAL:	\$0.00
3, 5953R	Captain's/5953, 5953r (ONETIMECUST) (ONETIMECUST)	Transfer Invoice : 005953 Invoice : 005953R	\$0.00 \$100.00 -\$100.00
		TRANSFER TOTAL:	\$0.00

Superstition Fire & Medical District

AR Payment Register (Detail)

Bank ID: Equal To D

ck No. / Payment ID	Payee Name / Customer Name	Invoice No. / Account Number	Amount Paid
BANK: D - M & 0 GENERAL FUND CHECKING			
			DEPOSIT 2,830 TOTAL: \$0.00
DEPOSIT: 2,831 326198	DATE: 07/14/20 (ONETIMECUST)	Check Invoice : 005989	\$20.00 \$20.00
			CHECK # 326198 TOTAL: \$20.00 ✓
			DEPOSIT 2,831 TOTAL: \$20.00
DEPOSIT: 2,832 1258	DATE: 07/15/20 (ONETIMECUST)	Check Invoice : 005990	\$20.00 \$20.00
			CHECK # 1258 TOTAL: \$20.00 ✓
			DEPOSIT 2,832 TOTAL: \$20.00
DEPOSIT: 2,834 5850	DATE: 07/15/20 Dolce Vita/ inv 5934/ck 5850 (ONETIMECUST)	Check Invoice : 005934	\$100.00 \$100.00
			CHECK # 5850 TOTAL: \$100.00 ✓
2503	GC Hacienda / inv 5961/ck 2503 (ONETIMECUST)	Check Invoice : 005961	\$100.00 \$100.00
			CHECK # 2503 TOTAL: \$100.00 ✓
26174295088	JKevin/inv 5975/ck 26174295088 John Kevin (KEVINJO) John Kevin (KEVINJO)	Check Invoice : 005975 Invoice : 005975	\$315.00 \$299.18 \$15.82
			CHECK # 26174295088 TOTAL: \$315.00 ✓
7711	D Montgomery/inv 5916/ck 7711 Dave Montgomery (MONTD)	Check Invoice : 005916	\$545.84 \$545.84
			CHECK # 7711 TOTAL: \$545.84 ✓
211425	PSPRS/inv 5918/ck 211425 Public Safety Retirement Sys. (PSPRS/COBRA) Public Safety Retirement Sys. (PSPRS/COBRA) Public Safety Retirement Sys. (PSPRS/COBRA)	Check Invoice : 005918 Invoice : 005918 Invoice : 005918	\$663.51 \$260.00 \$143.51 \$260.00
			CHECK # 211425 TOTAL: \$663.51 ✓
102977	CITOAJ/inv 00321/ck 102977 City of Apache Junction (CITOAJ)	Check Invoice : 2020-00321	\$100.00 \$100.00
			CHECK # 102977 TOTAL: \$100.00 ✓
41824	SUPFD/5900,1,2,25/41824 Superior Fire Department (SUPFD)	Check Invoice : 005900 Invoice : 005901 Invoice : 005902 Invoice : 005925 Invoice : 005901 Invoice : 005901 Invoice : 005901 Invoice : 005901 Invoice : 005901 Invoice : 005901 Invoice : 005901 Invoice : 005901 Invoice : 005901 Invoice : 005901 Invoice : 005901 Invoice : 005901 Invoice : 005901 Invoice : 005901 Invoice : 005901 Invoice : 005901 Invoice : 005901 Invoice : 005901 Invoice : 005902 Invoice : 005902	\$2,630.77 \$109.98 \$219.00 \$365.00 \$15.06 \$584.00 \$5.34 \$17.69 \$38.12 \$28.83 \$7.60 \$152.48 \$152.48 \$696.76 \$10.25 \$134.16 \$47.83 \$14.19 \$10.35 \$3.71

Superstition Fire & Medical District

AR Payment Register (Detail)

Bank ID: Equal To D

Check No. / Payment ID	Payee Name / Customer Name	Invoice No. / Account Number	Amount Paid
BANK: D - M & O GENERAL FUND CHECKING			
DEPOSIT: 2,834	DATE: 07/15/20		(CONTINUED)
	Superior Fire Department (SUPFD)	Invoice : 005902	\$17.94
		CHECK # 41824 TOTAL:	\$2,630.77 ✓
116959	FLOFD/inv 5941/ck 116959	Check	\$622.73
	Florence Fire Department (FLOFD)	Invoice : 005941	\$365.00
	Florence Fire Department (FLOFD)	Invoice : 005941	\$146.00
	Florence Fire Department (FLOFD)	Invoice : 005941	\$111.73
		CHECK # 116959 TOTAL:	\$622.73 ✓
20372	Antenna Sites/5890/20372	Check	\$763.74
	Antenna Sites, Inc. (ANTSIT)	Invoice : 005980	\$763.74
		CHECK # 20372 TOTAL:	\$763.74 ✓
219690008	AZDptOfForestry/5978/219690008	Check	\$4,305.00
	AZ Department of Forestry (AZFORFM)	Invoice : 005978	\$3,559.50
	AZ Department of Forestry (AZFORFM)	Invoice : 005978	\$745.50
		CHECK # 219690008 TOTAL:	\$4,305.00 ✓
219690008	ARISLD/5984/219690008	Check	\$71,180.98
	Arizona State Land Department (ARISLD)	Invoice : 005984	\$71,180.98
		CHECK # 219690008 TOTAL:	\$71,180.98 ✓
219685761	ARISLD/5981,5982/219685761	Check	\$63,681.36
	Arizona State Land Department (ARISLD)	Invoice : 005981	\$58,496.96
	Arizona State Land Department (ARISLD)	Invoice : 005982	\$5,184.40
		CHECK # 219685761 TOTAL:	\$63,681.36 ✓
		DEPOSIT 2,834 TOTAL:	\$145,008.93
DEPOSIT: 2,835			DATE: 07/16/20
77709906	RCI Systems/inv 5974/cc	Credit Card	\$300.00
	(ONETIMECUST)	Invoice : 005974	\$200.00
	(ONETIMECUST)	Invoice : 005974	\$100.00
		CREDIT CARD # 77709906 TOTAL:	\$300.00
77562094	RedMtnBuilders/inv 5942/cc	Credit Card	\$400.00
	(ONETIMECUST)	Invoice : 005942	\$300.00
	(ONETIMECUST)	Invoice : 005942	\$100.00
		CREDIT CARD # 77562094 TOTAL:	\$400.00
5992,5992R	Husky hollow/inv 5992,5992r	Transfer	\$0.00
	(ONETIMECUST)	Invoice : 005992	\$400.00
	(ONETIMECUST)	Invoice : 005992R	-\$400.00
		TRANSFER TOTAL:	\$0.00
		DEPOSIT 2,835 TOTAL:	\$700.00 ✓
DEPOSIT: 2,836			DATE: 07/21/20
3046	(ONETIMECUST)	Check	\$20.00
		Invoice : 005995	\$20.00
		CHECK # 3046 TOTAL:	\$20.00 ✓
10780180622	(ONETIMECUST)	Check	\$20.00
		Invoice : 005996	\$20.00
		CHECK # 10780180622 TOTAL:	\$20.00 ✓
001078	(ONETIMECUST)	Check	\$20.00
		Invoice : 005997	\$20.00
		CHECK # 001078 TOTAL:	\$20.00 ✓
		DEPOSIT 2,836 TOTAL:	\$60.00
DEPOSIT: 2,837			DATE: 07/23/20

Superstition Fire & Medical District

AR Payment Register (Detail)

Bank ID: Equal To D

Check No. / Payment ID	Payee Name / Customer Name	Invoice No. / Account Number	Amount Paid
BANK: D - M & O GENERAL FUND CHECKING			
DEPOSIT: 2,837 DATE: 07/23/20			
78218957	StripesUrgentCare/inv 5994/cc (ONETIMECUST)	Credit Card Invoice : 005994	(CONTINUED) \$20.00 \$20.00
		CREDIT CARD # 78218957 TOTAL:	\$20.00 ✓
		DEPOSIT 2,837 TOTAL:	\$20.00
DEPOSIT: 2,838 DATE: 07/30/20			
78730095	AJ Water & Ice/inv 6003/CC (ONETIMECUST)	Credit Card Invoice : 006003	\$20.00 \$20.00
		CREDIT CARD # 78730095 TOTAL:	\$20.00 ✓
		DEPOSIT 2,838 TOTAL:	\$20.00
DEPOSIT: 2,839 DATE: 07/29/20			
31306	(ONETIMECUST)	Check <i>in transit</i> Invoice : 006004	N \$20.00 \$20.00
		CHECK # 31306 TOTAL:	\$20.00
1108	(ONETIMECUST)	Check Invoice : 006007	\$20.00 \$20.00
		CHECK # 1108 TOTAL:	\$20.00 ✓
18265	(ONETIMECUST)	Check Invoice : 006008	\$20.00 \$20.00
		CHECK # 18265 TOTAL:	\$20.00 ✓
4976	(ONETIMECUST)	Check Invoice : 006009	\$20.00 \$20.00
		CHECK # 4976 TOTAL:	\$20.00 ✓
2518	(ONETIMECUST)	Check Invoice : 006010	\$20.00 \$20.00
		CHECK # 2518 TOTAL:	\$20.00 ✓
		DEPOSIT 2,839 TOTAL:	\$100.00
DEPOSIT: 2,840 DATE: 07/30/20			
10517103	AFLAC-Taylor/6002/10517103 (ONETIMECUST)	Check Invoice : 006002	\$36.89 \$36.89
		CHECK # 10517103 TOTAL:	\$36.89 ✓
10513535	AFLAC-Suniga/6001/10513535 (ONETIMECUST)	Check Invoice : 006001	\$13.99 \$13.99
		CHECK # 10513535 TOTAL:	\$13.99 ✓
10510642	AFLAC-Suniga/6001/10510642 (ONETIMECUST)	Check Invoice : 006001	\$1,087.30 \$1,087.30
		CHECK # 10510642 TOTAL:	\$1,087.30 ✓
10508760	AFLAC-McKinney/6000/10508760 (ONETIMECUST)	Check Invoice : 006000	\$40.01 \$40.01
		CHECK # 10508760 TOTAL:	\$40.01 ✓
10500376	AFLAC-Blackstone/5999/10500376 (ONETIMECUST)	Check Invoice : 005999	\$40.96 \$40.96
		CHECK # 10500376 TOTAL:	\$40.96 ✓
9696231	AZ Dpt Forestry/5978/9696231 AZ Department of Forestry (AZFORM)	Check Invoice : 005978	\$215.25 \$215.25
		CHECK # 9696231 TOTAL:	\$215.25 ✓
1226293	SRP/5722, 5723/1226293 Salt River Project-Fire Protec (SALTRIVER)	Check Invoice : 005722	\$5,000.00 \$2,500.00

Superstition Fire & Medical District
AR Payment Register (Detail)
 Bank ID: Equal To D

Check No. / Payment ID	Payee Name / Customer Name	Invoice No. / Account Number	Amount Paid
BANK: D - M & 0 GENERAL FUND CHECKING			
DEPOSIT: 2,840	DATE: 07/30/20		(CONTINUED)
	Salt River Project-Fire Protec (SALTRIVER)	Invoice : 005723	\$2,500.00
		CHECK # 1226293 TOTAL:	\$5,000.00 ✓
		DEPOSIT 2,840 TOTAL:	\$6,434.40
DEPOSIT: 2,841	DATE: 07/30/20		
45454	Burger King/inv 5985/ck 45454 (ONETIMECUST)	Check Invoice : 005985	\$100.00 \$100.00 ✓
		CHECK # 45454 TOTAL:	\$100.00 ✓
9705497	ARISLD/6011 Bighorn/9705497 Arizona State Land Department (ARISLD)	Check Invoice : 006011	\$86,815.64 \$86,815.64 ✓
		CHECK # 9705497 TOTAL:	\$86,815.64 ✓
		DEPOSIT 2,841 TOTAL:	\$86,915.64
		TOTAL FOR BANK ID: D	\$239,718.97
		GRAND TOTAL OF ALL CHECKS:	\$238,578.97
		GRAND TOTAL OF ALL CREDIT CARDS:	\$1,140.00
		GRAND TOTAL OF ALL CASH:	\$0.00
		GRAND TOTAL OF ALL EFT:	\$0.00
		GRAND TOTAL OF ALL PAYMENTS:	\$239,718.97
		GRAND TOTAL OF ALL ADJUSTMENTS:	\$0.00
		COMBINED TOTAL:	\$239,718.97

CYMA 239,718.97 +
 July in transit 20.00 - (N)
 SAFER 88,104.67 +
 Grant 827,803.64 *
 E-6

Superstition Fire Medical District
GL Account Ledger - Detail By Period
7/1/2020 through 7/31/2020

Batch	Journal	Entry #	Date	Job	Document	Description	Debits	Credits	Balance
100-10-10150-10									
17674	PR	775780	07/10/20		18255 - 45111	Payroll All Freq 7/5/2020	\$-	\$346,450.50	\$0.00
17677	J	775854	07/10/20		JE0704	Paydate 071020 Rcls	-	66,339.73	(\$346,450.50)
17677	J	775861	07/10/20		JE0704	Paydate 071020 Rcls	-	8,666.77	(412,790.23)
17677	J	775866	07/10/20		JE0704	Paydate 071020 Rcls	-	121,716.53	(421,457.00)
17677	J	775868	07/10/20		JE0704	Paydate 071020 Rcls	-	9,479.98	(543,173.53)
17702	PR	776647	07/24/20		18257 - 45291	Payroll All Freq 7/19/2020	-	299,058.79	(552,653.51)
17703	J	776713	07/24/20		JE0707	Paydate 072420 Rcls	-	54,020.96	(851,712.30)
17703	J	776720	07/24/20		JE0707	Paydate 072420 Rcls	-	8,593.55	(905,733.26)
17703	J	776725	07/24/20		JE0707	Paydate 072420 Rcls	-	98,355.63	(914,326.81)
17703	J	776727	07/24/20		JE0707	Paydate 072420 Rcls	-	8,887.06	(1,012,682.44)
PAYROLL ACCOUNT TOTALS:							\$0.00	\$1,021,569.50	(\$1,021,569.50)
TOTAL OF LEDGER:							\$0.00	\$1,021,569.50	(\$1,021,569.50)

(H)

Superstition Fire & Medical District
Pay Date 7/24/20

7/24

CASH TO BE TRANSFERRED

EFT	100	245,661.81	150	31,289.56
TAXES	FED	28,614.61	3,676.65	
	SSN		1,560.54	
	MEDICARE	10,458.28	1,118.56	
	STATE	10,320.25	6,017.28	
	NATIONWIDE	46,634.76	573.00	
	UNION	2,492.55	50.00	
	PAC	292.50	90.00	
	Supr FF GENERAL BEN	315.00	22.00	
	EVFF Charities	224.50	12,558.48	
	PSPRS EFT	98,355.63	14,362.60	
	ASRS EFT	8,887.06		
	HEALTH EQUITY EFT	8,593.55		
	Electronic Files	115,836.24		
Grand Total		530,911.21		

control 530,911.21
530,911.21

Files sent to Wells Fargo
ACH 100 EFT
ACH 100 3rd Party EFT
ACH 150 EFT
ACH 150 3rd Party EFT

Control
333,662.96

Transferred
NCS
Summers

Should = tax summary	32,291.26	
Should = tax summary	11,300.52	
Should = tax summary	12,018.82	
Should = tax summary	11,438.81	
Should = Deduction register 457 EE/ER Total	67,049.41	52,652.04

Control

Commercial Checking Acct Public Funds

Account number: 4121535058 ■ July 1, 2020 - July 31, 2020 ■ Page 1 of 2



SUPERSTITION FIRE & MEDICAL DISTRICT
 PAYROLL CLEARING ACCT
 565 N IDAHO RD
 APACHE JUNCTION AZ 85119-4014

Questions?

Call your Customer Service Officer or Client Services
1-800-AT WELLS (1-800-289-3557)
 5:00 AM TO 6:00 PM Pacific Time Monday - Friday

Online: wellsfargo.com

Write: Wells Fargo Bank, N.A. (182)
 PO Box 63020
 San Francisco, CA 94163

Account summary

Commercial Checking Acct Public Funds

Account number	Beginning balance	Total credits	Total debits	Ending balance
4121535058	\$100.00	\$1,151,004.91	-\$1,151,004.91	\$100.00

(P)

Credits

Electronic deposits/bank credits

Effective date	Posted date	Amount	Transaction detail
	07/09	620,093.70	WT Seq108340 Pinal County /Org=Pinal County Treasurer Sr## Gw00000034546713 Trn#200709108340 Rfb# 7063
	07/23	530,911.21	WT Seq#81795 Pinal County /Org=Pinal County Treasurer Sr## Gw00000034854161 Trn#200723081795 Rfb# 7081
		\$1,151,004.91	Total electronic deposits/bank credits
		\$1,151,004.91	Total credits

Debits

Electronic debits/bank debits

Effective date	Posted date	Amount	Transaction detail
	07/10	294,432.46	ACH Origination - Superstition Fir - File 1860311208 Coid 1860311208
	07/10	48,555.37	ACH Origination - Superstition Fir - File 1860311208 Coid 1860311208
	07/10	34,458.61	ACH Origination - Superstition Fir - File 1860311208 Coid 1860311208
	07/10	6,167.27	ACH Origination - Superstition Fir - File 1860311208 Coid 1860311208
	07/10	23,428.04	Retirement Rcr Sweb Pymnt xxxxx3777 Primary Account
	07/10	10,470.89	Healthequity Inc Healthequi 09 Jul 82581 Superstition Fire & ME
	07/10	121,642.29	< Business to Business ACH Debit - Psprs Web Pay 200709 1144 Superstition Fire & ME
	07/10	67,259.85	< Business to Business ACH Debit - IRS Usat taxpymt 071020 220059231407068 Superstition Fire & ME
	07/10	13,604.68	< Business to Business ACH Debit - AZ Dept of Rev Ccddir.Dbt xxxxx3092 Superstition Fire & ME



Electronic debits/bank debits (continued)

Effective date	Posted date	Amount	Transaction detail
	07/10	74.24	< Business to Business ACH Debit - Psprs Web Pay 200709 1144 Superstition Fire & ME
	07/24	245,661.81	ACH Origination - Superstition Fir - File 1860311208 Coid 1860311208
	07/24	49,959.31	ACH Origination - Superstition Fir - File 1860311208 Coid 1860311208
	07/24	31,289.56	ACH Origination - Superstition Fir - File 1860311208 Coid 1860311208
	07/24	6,752.28	ACH Origination - Superstition Fir - File 1860311208 Coid 1860311208
	07/24	21,445.54	Retirement Rcr Sweb Pymnt xxxxx0882 Primary Account
	07/24	10,397.67	Healthequity Inc Healthequi 23 Jul 82581 Superstition Fire & ME
	07/24	55,610.60	< Business to Business ACH Debit - IRS Usataxpymt 072420 220060653873886 Superstition Fire & ME
	07/24	11,438.81	< Business to Business ACH Debit - AZ Dept of Rev Ccddir.Dbt xxxxx3092 Superstition Fire & ME
	07/28	98,288.13	< Business to Business ACH Debit - Psprs Web Pay 200727 1144 Superstition Fire & ME
	07/28	67.50	< Business to Business ACH Debit - Psprs Web Pay 200727 1144 Superstition Fire & ME
		\$1,151,004.91	Total electronic debits/bank debits
		\$1,151,004.91	Total debits

< **Business to Business ACH:** If this is a business account, this transaction has a return time frame of one business day from post date. This time frame does not apply to consumer accounts.

Daily ledger balance summary

Date	Balance	Date	Balance	Date	Balance
06/30	100.00	07/10	100.00	07/24	98,455.63
07/09	620,193.70	07/23	531,011.21	07/28	100.00
Average daily ledger balance		\$49,920.23			

Superstition Fire & Medical District

Balance Sheet

As of 7/31/2020

FUND: (100) General Fund

Assets

Current Assets

Fund Cash - General (M&O)	\$1,809,693.82	} 788,224 ³² (Q)
Payroll Account	(1,021,569.50)	
Petty Cash - Accounting	100.00	
Due From other funds	1,342,535.74	
Total Current Assets	<u>2,130,760.06</u>	
Total Assets	<u><u>2,130,760.06</u></u>	

Liabilities and Equity

Current Liabilities

Sales Tax Payable	\$98.72	
Disability Insurance-Voluntary Long Term	(3,047.55)	
Life Insurance - Voluntary Supplemental	(2,194.84)	
AFLAC	1,232.01	
Total Current Liabilities	<u>\$(3,911.66)</u>	
Total Liabilities	<u>\$(3,911.66)</u>	

Equity

Fund Balance - General Fund	\$3,117,104.66	
Current Year Profit/Loss	(982,432.94)	
Total Equity	<u>2,134,671.72</u>	
Total Liabilities and Equity	<u><u>\$2,130,760.06</u></u>	



Manage your account online at : www.chase.com/cardhelp

Customer Service: 1-800-945-2028

Mobile: Download the Chase Mobile® app today

August 2020						
S	M	T	W	T	F	S
26	27	28	29	30	31	1
2	3	4	5	6	7	8
9	10	11	12	13	14	15
16	17	18	19	20	21	22
23	24	25	26	27	28	29
30	31	1	2	3	4	5

New Balance
\$2,406.97
 Minimum Payment Due
\$481.00
 Payment Due Date
08/04/20

Late Payment Warning: If we do not receive your minimum payment by the due date, you may have to pay a late fee, and existing and new balances may become subject to the Default APR.
Minimum Payment Warning: Enroll in Auto-Pay and avoid missing a payment. To enroll, go to www.chase.com

ACCOUNT SUMMARY

Account Number: 4246 3152 5232 6481

Previous Balance	\$5,014.70
Payment, Credits	-\$8,934.56
Purchases	+\$6,326.83
Cash Advances	\$0.00
Balance Transfers	\$0.00
Fees Charged	\$0.00
Interest Charged	\$0.00
New Balance	\$2,406.97
Opening/Closing Date	06/11/20 - 07/10/20
Credit Limit	\$50,000
Available Credit	\$47,593
Cash Access Line	\$10,000
Available for Cash	\$10,000
Past Due Amount	\$0.00
Balance over the Credit Limit	\$0.00

100F
 \$1,051.86

VENDOR # Chasem
 ACCOUNT # _____
 APPROVAL _____
 DATE PAID 7/27/20
 CARD # 30165

0000001 FIS33339 C 1 Y 9 10 2007/10 Page 1 of 3 06830 MA DA 78752 19210000010007875201



P.O. BOX 15123
 WILMINGTON, DE 19850-5123
 For Undeliverable Mail Only

Make your payment at chase.com/paycard

42463152523264810004810000240697000000001

Payment Due Date: 08/04/20
 New Balance: \$2,406.97
 Minimum Payment: \$481.00

Account number: 4246 3152 5232 6481

\$ _____ Amount Enclosed
 Make/Mail to Chase Card Services at the address below:

78752 BEK 9 19220 C
 ROGER WOOD
 SUPERSTITION FIRE
 565 N IDAHO RD
 APACHE JUNCTION AZ 85118-4014

CARDMEMBER SERVICE
 PO BOX 6294
 CAROL STREAM IL 60197-6294

⑆5000 160 28⑆ 1 59 5 25 23 26 48 1 5⑆



ACCOUNT ACTIVITY

Date of Transaction	Merchant Name or Transaction Description	\$ Amount
06/20	Payment ThankYou Image Check	-457.77
06/20	Payment ThankYou Image Check	-1,879.88
06/20	Payment ThankYou Image Check	-2,877.25
06/19	OFFICEMAX/DEPOT 8678 APACHE JUNCTI AZ	344.46
06/29	PNP AZ DOR TAXFEE Info@pointand MI	5.45
06/29	AZ DEPT OF REVENUE TMACCONNEL@AZ AZ ROGER WOOD TRANSACTIONS THIS CYCLE (CARD 6481) \$4432.97- INCLUDING PAYMENTS RECEIVED	231.82
06/12	MARATHON PETRO250019 PERIDOT AZ	89.00
06/13	CHEVRON 0208829 SAN CARLOS AZ	28.03
06/19	COPPER HILLS INN GLOBE AZ JEREMY ROCHA TRANSACTIONS THIS CYCLE (CARD 6499) \$202.21	105.18
06/16	INDEED 203-584-2400 CT	25.81
06/16	NEOGOV 8886364681 CA	175.00
07/01	INDEED 203-584-2400 CT MIKE FARBER TRANSACTIONS THIS CYCLE (CARD 6523) \$246.15	45.34
06/11	AUTOZONE 3684 ORO VALLEY AZ	48.85
06/14	694 HILTON EL CONQUIST DALLAS TX	659.82
06/16	694 HILTON EL CONQUIST DALLAS TX BILL TAVARES TRANSACTIONS THIS CYCLE (CARD 6556) \$818.64	109.97
06/19	I AFC FR1151 FAIRFAX VA	-1,184.00
06/19	I AFC FR1151 FAIRFAX VA	-994.00
06/11	USPS PO 0302590130 APACHE JUNCTI AZ	57.65
06/15	Engraving, Awards & Gif 603-5244399 NH RICHARD MOONEY TRANSACTIONS THIS CYCLE (CARD 6572) \$1456.20-	664.15
06/19	I AFC FR1151 FAIRFAX VA RICHARD OCHS TRANSACTIONS THIS CYCLE (CARD 6560) \$1698.00-	-1,698.00
06/29	AMZN Mktg US Amzn.com/bill WA	-43.86
06/21	DNH*GODADDY.COM 480-5058855 AZ	159.98
06/23	AMZN Mktg US*MS20A95U0 Amzn.com/bill WA	43.86
06/25	APPLIED MAGNETS, INC. 800-379-6818 TX ANNA BUTEL TRANSACTIONS THIS CYCLE (CARD 6655) \$276.99	117.01
07/01	AMZN Mktg US*MJ08V3FD0 Amzn.com/bill WA	148.67
07/01	AMZN Mktg US*MJ4GH7F90 Amzn.com/bill WA	100.71
07/01	AMZN Mktg US*MJ3D40AZ1 Amzn.com/bill WA	79.68
07/01	AMZN Mktg US*MJ2AW7FB0 Amzn.com/bill WA	61.60
07/04	AMZN Mktg US*MJ0I87JPO Amzn.com/bill WA	80.65
07/08	COSTCO *BUS CENTER 827 602-274-4651 AZ	573.75
07/07	AMZN Mktg US*MJ4IC2P70 Amzn.com/bill WA	142.77
07/08	AMZN Mktg US*MJ0304T22 Amzn.com/bill WA	120.21
07/07	Amazon.com*MJ2BU3EC2 Amzn.com/bill WA	27.39
07/08	BRIDGESTONE HOSEPOWER 904-264-1267 FL VAUGHN CROSHAW TRANSACTIONS THIS CYCLE (CARD 0687) \$1384.40	48.97
07/01	ONE BEAT CPR 954-3215305 FL TINA GEROLA TRANSACTIONS THIS CYCLE (CARD 6473) \$138.61	138.61
06/22	ABATIX 214-361-0322 TX AMY BROOKS TRANSACTIONS THIS CYCLE (CARD 7121) \$1912.44	1,912.44

2020 Totals Year-to-Date	
Total fees charged in 2020	\$0.00
Total interest charged in 2020	\$0.00

Year-to-date totals do not reflect any fee or interest refunds you may have received.

Superstition Fire & Medical District Monthly Pinal County Treasurer's Bank Account Reconciliation

150 General Fund

Reconciliation References:

- A Beginning bank balance
- B Interest Income
- C Current month's deposits
- D Current month's Accounts Payable disbursements
- E Current month's Payroll disbursements
- F Current month's bank ending balance
- G Accounts Payable checks outstanding at month-end
- H Payroll checks outstanding at month-end
- I Transfer in transit from 150 Fund to 100 Fund for Payroll Funding
- J Electronic / ACH clearing bank account balance at month-end
- K Lockbox bank account balance at month-end
- L Cash Balance per G/L Balance Sheet
- M Chase MasterCard credit card payment – warrant #1130004131 (paid 7/22/2020)



**Superstition Fire & Medical District
Ground Transport (Fund 150) Cash Reconciliation
Fiscal Year 2019 - 2020
7/31/2020**

	Deposits (Cash Receipts)	Cash Disbursements	Book Balance
Book Balance as of: 7/1/2020			\$275,807.58 (A)
<u>Activity During the Month</u>			
Journal Entries:			
Interest Income (Expense):	259.30		259.30 (B)
Deposits	274,960.00		274,960.00 (C)
Revenue Transfer			-
Cash Disbursements			
A) Accounts Payable		(119,257.17)	(119,257.17) (D)
B) Payroll Account		(136,974.60)	(136,974.60) (E)
C) Transfer In / Out			-
	\$275,219.30	(256,231.77)	\$294,795.11
<u>Pinal County Bank Balance</u>			
Ending Bank Balance as of: 7/31/2020	Balance from YTD Column		\$ 297,478.84 (F)
Less: Outstanding Warrants	Check #		
	A/P	(32,290.95)	(32,290.95) (G)
	Payroll	(150.00)	(150.00) (H)
	Transfer to 100 Fund for Payroll Funding	(2,044.88)	(2,044.88) (I)
			-
			\$ 262,993.01
	Cash Balance in Payroll Clearing Account		\$ - (J)
	Cash Balance in Electronic / ACH Clearing Account		\$ 9,523.85 (K)
	Cash Balance in LockBox		\$ 6,420.41 (L)
			\$ 278,937.27
Prepared by: <u>Jeff Duke 8/5/2020</u>			Balance per B/S: \$ 278,937.27 (L)
Reviewed by: <u>Roger Wood 8/10/2020</u>			Difference: \$ -



Pinal County Treasurer

Monthly Statement

Date Range: 7/1/2020 to 7/31/2020

Account	Period	YTD		
6116421002	Superstition FMD Ground Transport Fund			
Begin Balance:	(A) 275,807.58	275,807.58		
Income:	275,219.30	275,219.30		
LOC Advance:	.00	.00		
Expense:	(253,548.04)	(253,548.04)	LOC:	.00
LOC Payments:	.00	.00	Warrants Outstanding:	(32,440.95)
Cash Balance:	(F) 297,478.84	297,478.84	End:	265,037.89

Monthly Statement Summary

Source Code	Description	MTDAmount	YTDAmount
6116421002	Superstition FMD Ground Transport Fund	Beginning Balance:	275,807.58
			275,807.58
21100.43	Wells Fargo Trust Investment Interest	.07	.07
21100.46	Wells Fargo Investment Investment Interest	2.16	2.16
21100.47	WF Money Market Investment Interest	13.17	13.17
21100.55	Multi-Bank Securities Investment Interest	32.69	32.69
21100.70	Vining Sparks Investment Interest	146.33	146.33
21100.80	Stifel Nicolaus & Company Investment Interest	64.88	64.88
73160.0	Deposits	274,960.00	274,960.00
90930.0	Warrants Redeemed	(119,257.17)	(119,257.17)
91200.0	Disbursed by County Treasurer	(134,290.87)	(134,290.87)
	Ending Balance:	297,478.84	297,478.84

Monthly Statement Detail

Date	Notes	Doc #	Amount	C/D
6116421002 Superstition FMD Ground Transport Fund			Beginning Balance: 275,807.58	
21100.43 Wells Fargo Trust Investment Interest			Source Code Total: .07	
07/02	Investment Interest	0	.07	C
21100.46 Wells Fargo Investment Investment Interest			Source Code Total: 2.16	
07/08	Investment Interest	0	2.16	C
21100.47 WF Money Market Investment Interest			Source Code Total: 13.17	
07/01	Investment Interest	0	13.17	C
21100.55 Multi-Bank Securities Investment Interest			Source Code Total: 32.69	
07/20	Investment Interest	0	32.69	C
21100.70 Vining Sparks Investment Interest			Source Code Total: 146.33	
07/10	Investment Interest	0	39.84	C
07/20	Investment Interest	0	10.56	C
07/21	Investment Interest	0	34.55	C
07/22	Investment Interest	0	30.52	C
07/30	Investment Interest	0	30.86	C
21100.80 Stifel Nicolaus & Company Investment Interest			Source Code Total: 64.88	
07/13	Investment Interest	0	33.06	C
07/29	Investment Interest	0	31.82	C
73160.0 Deposits			Source Code Total: 274,960.00	
07/09	WIRED MONEY TO GROUND TRANSPORT FUND	0	97,680.00	✓C
07/16	WIRED MONEY TO GROUND TRANSPORT FUND	0	61,040.00	✓C
07/23	WIRED MONEY TO GROUND TRANSPORT FUND	0	60,625.00	✓C
07/30	WIRED MONEY TO GROUND TRANSPORT FUND	0	55,615.00	✓C
90930.0 Warrants Redeemed			Source Code Total: (119,257.17)	
07/01	Paid Warrants	0	(398.00)	D
07/02	Paid Warrants	0	(1,353.99)	D
07/06	Paid Warrants	0	(420.12)	D
07/07	Paid Warrants	0	(18,252.00)	D
07/08	Paid Warrants	0	(3,100.89)	D
07/09	Paid Warrants	0	(793.52)	D



Pinal County Treasurer

Monthly Statement

Date Range: 7/1/2020 to 7/31/2020

07/10	Paid Warrants	0	(557.57)	D
07/13	Paid Warrants	0	(1,607.80)	D
07/14	Paid Warrants	0	(4,760.16)	D
07/15	Paid Warrants	0	(1,656.06)	D
07/16	Paid Warrants	0	(4,449.35)	D
07/17	Paid Warrants	0	(14,874.90)	D
07/20	Paid Warrants	0	(12,535.01)	D
07/21	Paid Warrants	0	(543.74)	D
07/22	Paid Warrants	0	(440.11)	D
07/23	Paid Warrants	0	(227.83)	D
07/24	Paid Warrants	0	(1,024.16)	D
07/27	Paid Warrants	0	(12,450.07)	D
07/28	Paid Warrants	0	(1,170.37)	D
07/29	Paid Warrants	0	(13,321.27)	D
07/30	Paid Warrants	0	(7,798.14)	D
07/31	Paid Warrants	0	(17,522.11)	D
91220.0	Disbursed by County Treasurer			
			Source Code Total: (134,290.87)	
07/09	Ambulatory Emp Payroll Direct Deposit	0	(34,458.61)	D
07/09	District Fed & State P/R Taxes	0	(14,524.80)	D
07/09	District 457, union dues, pac	0	(6,167.27)	D
07/09	HSA	0	(1,804.12)	D
07/09	ASRS	0	(13,948.06)	D
07/23	Ambulatory Emp Payroll Direct Deposit	0	(31,289.56)	D
07/23	District Federal & State P/R Taxes	0	(10,983.57)	D
07/23	District 457, union dues, pac	0	(6,752.28)	D
07/23	H S A	0	(1,804.12)	D
07/23	ASRS	0	(12,558.48)	D
6116421002 Superstition FMD Ground Transport Fund			Ending Balance: 297,478.84	

Warrant Detail

Payee Name	Warrant	Amount	Issue Dt	Status Dt	Voucher
6116421002 Superstition FMD Ground Transport Fund					
Account Total: 151,698.12					
Fund: 1130 Fund Total: 150,592.63					
Status: OUTS Status Total: 32,290.95					
HEALTH CHOICE ARIZONA	1130003944	236.91	05/06/20	05/06/20	
APACHE JUNCTION UNIFIED	1130004066	1,826.67	06/30/20	06/30/20	
APACHE JUNCTION UNIFIED	1130004067	500.00	06/30/20	06/30/20	
ADVANCED DATA PROCESSING, INC	1130004086	13,500.00	06/30/20	06/30/20	
AZ DEPT OF HEALTH SERVICES	1130004127	✓ 250.00	07/22/20	07/22/20	
BANNER OCCUPATIONAL HEALTH	1130004128	✓ 220.00	07/22/20	07/22/20	
COSTCO WHOLESALE CORPORATION	1130004132	✓ 21.72	07/22/20	07/22/20	
DELTA DENTAL OF ARIZONA	1130004133	✓ 1,057.76	07/22/20	07/22/20	
GALLOWAY ASSET MANAGEMENT, LLC	1130004137	✓ 237.50	07/22/20	07/22/20	
ADVANCED DATA PROCESSING, INC	1130004139	✓ 397.29	07/22/20	07/22/20	
LEXIPOL, LLC	1130004141	✓ 3,133.33	07/22/20	07/22/20	
STEWARD HEALTH CHOICE	1130004142	✓ 770.06	07/22/20	07/22/20	
TERESA MUSA	1130004143	✓ 1,549.71	07/22/20	07/22/20	
NOLA J SCHERER	1130004144	✓ 111.89	07/22/20	07/22/20	
SUPERSTITION SAFETY SERV, LLC	1130004149	✓ 692.49	07/22/20	07/22/20	
TOSHIBA BUSINESS SOLUTIONS, INC	1130004150	✓ 86.09	07/22/20	07/22/20	
UNITED STATES POSTAL SERVICE	1130004152	✓ 250.00	07/22/20	07/22/20	
AFLAC	1130004157	✓ 97.92	07/29/20	07/29/20	
AMERIGAS PROPANE LP	1130004158	✓ 1,335.02	07/29/20	07/29/20	
APACHE JUNCTION UNIFIED	1130004159	✓ 1,139.58	07/29/20	07/29/20	
WATER UTILITIES COMM FD DBA	1130004160	✓ 182.29	07/29/20	07/29/20	
ARIZONA WATER COMPANY, INC.	1130004161	✓ 21.27	07/29/20	07/29/20	
CITY OF MESA	1130004162	✓ 1,680.75	07/29/20	07/29/20	
GINCO PLUMBING LLC	1130004163	✓ 107.14	07/29/20	07/29/20	



Pinal County Treasurer

Monthly Statement

Date Range: 7/1/2020 to 7/31/2020

MESA DISCOUNT, INC	1130004164	✓ 184.41	07/29/20	07/29/20
PIONEER DISTRIBUTING CO., INC.	1130004165	✓ 112.32	07/29/20	07/29/20
STANDARD INSURANCE COMPANY	1130004166	✓ 794.68	07/29/20	07/29/20
STRYKER SALES CORPORATION	1130004167	✓ 1,250.16	07/29/20	07/29/20
SUPERSTITION SAFETY SERV, LLC	1130004168	✓ 179.52	07/29/20	07/29/20
WEST DIRECT OIL, LLC	1130004169	✓ 362.67	07/29/20	07/29/20
Status: PAID				Status Total: 118,301.68
AZ DEPT OF HEALTH SERVICES	1130003975	250.00	05/20/20	07/14/20
APACHE JUNCTION UNIFIED	1130004027	1,423.44	06/17/20	07/13/20
APACHE OXY-MED INC DBA	1130004029	385.00	06/17/20	07/01/20
CITY OF APACHE JUNCTION	1130004037	983.12	06/17/20	07/02/20
FIRST CHOICE AUTO GLASS, INC.	1130004042	50.00	06/17/20	07/09/20
ANDREA HINKEL	1130004048	37.33	06/17/20	07/06/20
ANDREA HINKEL	1130004049	72.97	06/17/20	07/06/20
LYNDON NELSON	1130004050	54.23	06/17/20	07/02/20
PHOENIX TECHNOLOGY SOLUTIONS	1130004052	33.00	06/17/20	07/01/20
TOSHIBA BUSINESS SOLUTIONS, INC	1130004059	86.09	06/17/20	07/27/20
ADR HARDWARE, LLC	1130004064	59.47	06/30/20	07/13/20
DAVID DELP DBA	1130004065	198.60	06/30/20	07/14/20
WATER UTILITIES COMM FD DBA	1130004068	42.88	06/30/20	07/10/20
ARIZONA WATER COMPANY, INC.	1130004069	177.55	06/30/20	07/06/20
AT&T CORP	1130004070	425.08	06/30/20	07/09/20
BANNER GOLDFIELD MEDICAL CEN	1130004071	1,355.80	06/30/20	07/07/20
BANNER GATEWAY MEDICAL CENTER	1130004072	43.00	06/30/20	07/07/20
BANNER BAYWOOD MEDICAL CENTER	1130004073	59.20	06/30/20	07/07/20
BOYD TREE MEDICAL LLC	1130004074	13,473.52	06/30/20	07/07/20
BPCWS, PLLC	1130004075	545.99	06/30/20	07/08/20
CHASE	1130004076	131.03	06/30/20	07/30/20
CITY OF APACHE JUNCTION	1130004077	966.67	06/30/20	07/24/20
CITY OF MESA	1130004078	122.00	06/30/20	07/27/20
CITY OF MESA	1130004079	12,037.74	06/30/20	07/27/20
COOKSON DOOR SALES OF AZ, INC	1130004080	285.25	06/30/20	07/09/20
BANNER DESERT MEDICAL CENTER	1130004081	76.60	06/30/20	07/07/20
FIRST CALL AUTO & INDUSTRIAL	1130004082	290.59	06/30/20	07/10/20
ST HELEN AUTO & HARDWARE, INC.	1130004083	177.45	06/30/20	07/10/20
GINCO PLUMBING LLC	1130004084	132.27	06/30/20	07/06/20
WEX BANK DBA	1130004085	925.13	06/30/20	07/17/20
ADVANCED DATA PROCESSING, INC	1130004087	13,425.91	06/30/20	07/17/20
PITNEY BOWES	1130004088	46.85	06/30/20	07/10/20
PROPHET NETWORK INTEGRATION, IN	1130004089	2,643.96	06/30/20	07/07/20
RIGHT AWAY DISPOSAL, LLC	1130004090	124.89	06/30/20	07/13/20
SALT RIVER PROJECT	1130004091	2,344.30	06/30/20	07/08/20
SOUTHWEST GAS CORPORATION	1130004092	33.19	06/30/20	07/09/20
SUPERSTITION MOUNTAINS CFD #1	1130004093	128.70	06/30/20	07/28/20
RYAN TONELLI	1130004094	459.00	06/30/20	07/17/20
UNIFIRST CORPORATION	1130004095	350.76	06/30/20	07/21/20
WELLS FARGO BANK, N.A.	1130004096	4,589.33	06/30/20	07/29/20
ACUITY SPECIALTY PRODUCTS	1130004097	600.12	06/30/20	07/07/20
MAGIC PEST CONTROL	1130004098	210.60	06/30/20	07/08/20
AETNA BEHAVIORAL HEALTH, LLC	1130004099	✓ 222.72	07/06/20	07/15/20
APACHE OXY-MED INC DBA	1130004100	✓ 128.00	07/08/20	07/21/20
ARIZONA WATER CONDITIONING DBA	1130004101	✓ 145.91	07/08/20	07/20/20
BENCHMARK INSURANCE COMPANY	1130004102	✓ 4,311.56	07/08/20	07/14/20
DELTA DENTAL OF ARIZONA	1130004103	✓ 1,057.76	07/08/20	07/16/20
DELTA DENTAL INSURANCE COMPANY	1130004104	✓ 111.81	07/08/20	07/15/20
WELLS FARGO BANK DBA	1130004105	✓ 64.86	07/08/20	07/17/20
KANSAS STATE BANK OF MANHATTAN	1130004106	✓ 79.20	07/08/20	07/16/20
MEDIACOM	1130004107	✓ 2,459.16	07/06/20	07/16/20
MEDIACOM	1130004108	✓ 165.05	07/08/20	07/16/20
CADWELL IRREVOCABLE TRUST III	1130004109	✓ 132.17	07/08/20	07/15/20
CENTURYLINK	1130004110	✓ 538.18	07/08/20	07/16/20
STANDARD INSURANCE COMPANY	1130004111	✓ 798.70	07/08/20	07/15/20



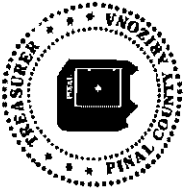
Pinal County Treasurer

Monthly Statement

Date Range: 7/1/2020 to 7/31/2020

UNITED HEALTHCARE INSURANCE CO	1130004112	✓	12,389.10	07/08/20	07/20/20
VISION SERVICE PLAN	1130004113	✓	200.85	07/08/20	07/15/20
ARIZONA WATER COMPANY, INC.	1130004114	✓	82.85	07/15/20	07/23/20
BUD'S BULK ICE SERVICE, INC	1130004115	✓	170.57	07/15/20	07/27/20
CITY OF APACHE JUNCTION	1130004116	✓	57.49	07/15/20	07/24/20
CITY OF MESA	1130004117	✓	33.67	07/15/20	07/27/20
MEDIACOM	1130004118	✓	64.98	07/15/20	07/21/20
PROSHRED SECURITY ARIZONA	1130004119	✓	23.34	07/15/20	07/23/20
PHOENIX TECHNOLOGY SOLUTIONS	1130004120	✓	33.00	07/15/20	07/28/20
CENTURYLINK	1130004121	✓	88.65	07/15/20	07/23/20
SUPERSTITION SAFETY SERV, LLC	1130004122	✓	32.99	07/15/20	07/23/20
VERIZON WIRELESS SERVICES LLC	1130004123	✓	440.11	07/15/20	07/22/20
AETNA BEHAVIORAL HEALTH, LLC	1130004124	✓	222.72	07/22/20	07/29/20
ARIZONA WATER COMPANY, INC.	1130004125	✓	72.65	07/22/20	07/29/20
AT&T CORP	1130004126	✓	426.04	07/22/20	07/31/20
BRENDEN ESPIE	1130004129	✓	270.84	07/22/20	07/28/20
BOUND TREE MEDICAL LLC	1130004130	✓	7,333.09	07/22/20	07/30/20
CHASE	1130004131	(M) ✓	334.02	07/22/20	07/30/20
DELTA DENTAL INSURANCE COMPANY	1130004134	✓	111.81	07/22/20	07/29/20
BANNER DESERT MEDICAL CENTER	1130004135	✓	55.80	07/22/20	07/28/20
EAST VALLEY WELLNESS CENTER	1130004136	✓	1,495.00	07/22/20	07/29/20
LIBERTY WATER COMPANY, INC.	1130004138	✓	40.34	07/22/20	07/29/20
KANSAS STATE BANK OF MANHATTAN	1130004140	✓	79.20	07/22/20	07/29/20
CADWELL IRREVOCABLE TRUST III	1130004145	✓	132.17	07/22/20	07/29/20
RIGHT AWAY DISPOSAL, LLC	1130004146	✓	124.89	07/22/20	07/31/20
SAM FORD	1130004147	✓	263.06	07/22/20	07/28/20
ST. JEROME SALES CORPORATION	1130004148	✓	418.97	07/22/20	07/28/20
UNITED HEALTHCARE INSURANCE CO	1130004151	✓	16,971.18	07/22/20	07/31/20
VISION SERVICE PLAN	1130004153	✓	200.85	07/22/20	07/29/20
WELLS FARGO BARNK, N.A.	1130004154	✓	114.48	07/22/20	07/29/20
WIST SUPPLY & EQUIPMENT CO	1130004155	✓	4,355.06	07/22/20	07/29/20
ACUITY SPECIALTY PRODUCTS	1130004156	✓	1,608.62	07/22/20	07/29/20

Fund: 1131					Fund Total: 1,105.49
Status: OUTS					Status Total: 150.00 (H)
AZ FF RETIREE HEALTH TRUST FUND	1131000532		150.00	06/26/20	06/24/20
Status: PAID					Status Total: 955.49
JAMES R. VAUGHN, PC TRUST ACCOUNT	1131000531		316.64	06/26/20	07/02/20
JAMES R. VAUGHN, PC TRUST ACCOUNT	1131000533	✓	189.81	07/10/20	07/15/20
AZ FF RETIREE HEALTH TRUST FUND	1131000534	✓	150.00	07/10/20	07/16/20
JAMES R. VAUGHN, PC TRUST ACCOUNT	1131000535	✓	149.04	07/24/20	07/29/20
AZ FF RETIREE HEALTH TRUST FUND	1131000536	✓	150.00	07/24/20	07/29/20
	Count		Amount		
Total OUTS:	31		32,440.95		
Total PAID:	92		119,257.17		



Control No. 349645

Pinal County Treasurer Pending Treasurer Receipt

Treasurer's Office Use

Receipt No.:

Posted By:

Receipt Date: 7/9/2020 Cash: \$0.00 Submitted By: JenniferBurke1
Total Amount: \$97,680.00 Check: \$0.00 Department: Superstition Fire & Medical District
Wire/Direct Deposit: \$97,680.00
Credit Card: \$0.00

GL	Source	Cost	Object	Subsid	Subled	Type	Notes	Amount
6116421002	73160.0						WIRED MONEY TO GROUND TRANSPORT FUND	\$97,680.00

C-1



Control No. 349921

Pinal County Treasurer Pending Treasurer Receipt

Treasurer's Office Use


Receipt No.:

Posted By:

Receipt Date: 7/16/2020 Cash: \$0.00 Submitted By: JenniferBurke1
 Total Amount: \$61,040.00 Check: \$0.00 Department: Superstition Fire & Medical District
 Wire/Direct Deposit: \$61,040.00
 Credit Card: \$0.00

GL	Source	Cost	Object	Subsid	Subled	Type	Notes	Amount
6116421002	73160.0						WIRED MONEY TO GROUND TRANSPORT FUND	\$61,040.00

0.2



Control No. 350221

Pinal County Treasurer

Pending Treasurer Receipt

Treasurer's Office Use


Receipt No.:

Posted By:

Receipt Date: 7/23/2020 Cash: \$0.00 Submitted By: JenniferBurke1
 Total Amount: \$60,625.00 Check: \$0.00 Department: Superstition Fire & Medical District
 Wire/Direct Deposit: \$60,625.00
 Credit Card: \$0.00

GL	Source	Cost	Object	Subsid	Subled	Type	Notes	Amount
6116421002	73160.0						WIRED MONEY TO GROUND TRANSPORT FUND	\$60,625.00

CS



Pinal County Treasurer

Pending Treasurer Receipt

Control No. 350492

Treasurer's Office Use

Receipt No.: _____

Posted By: _____

Receipt Date: 7/30/2020 Cash: \$0.00 Submitted By: JenniferBurke1
 Total Amount: \$55,615.00 Check: \$0.00 Department: Superstition Fire & Medical District
 Wire/Direct Deposit: \$55,615.00
 Credit Card: \$0.00

GL	Source	Cost	Object	Subsid	Subled	Type	Notes	Amount
6116421002	73160.0						WIRED MONEY TO GROUND TRANSPORT FUND	\$55,615.00

C-4

Superstition Fire Medical District
GL Account Ledger - Detail By Period
7/1/2020 through 7/31/2020

Batch	Journal	Entry #	Date	Job	Document	Description	Debits	Credits	Balance
150-10-10150-10						PAYROLL ACCOUNT (TRANSPORT)			\$0.00
17674	PR	775829	07/10/20		533 - 4377	Payroll All Freq 7/5/2020	\$-	\$40,965.69	(\$40,965.69)
17677	J	775859	07/10/20		JE0704	Paydate 071020 Rcls	-	14,524.80	(55,490.49)
17677	J	775863	07/10/20		JE0704	Paydate 071020 Rcls	-	1,804.12	(57,294.61)
17677	J	775870	07/10/20		JE0704	Paydate 071020 Rcls	-	13,948.06	(71,242.67)
17702	PR	776696	07/24/20		535 - 4421	Payroll All Freq 7/19/2020	-	38,340.88	(109,583.55)
17703	J	776718	07/24/20		JE0707	Paydate 072420 Rcls	-	13,028.45	(122,612.00)
17703	J	776722	07/24/20		JE0707	Paydate 072420 Rcls	-	1,804.12	(124,416.12)
17703	J	776729	07/24/20		JE0707	Paydate 072420 Rcls	-	12,558.48	(136,974.60)
						PAYROLL ACCOUNT (TRANSPORT) TOTALS:	\$0.00	\$136,974.60	(\$136,974.60)

TOTAL OF LEDGER:

\$0.00

\$136,974.60

(\$136,974.60)

(E)

Superstition Fire & Medical District
Pay Date 7/24/20

7/24

CASH TO BE TRANSFERRED

EFT	100	31,289.56
TAXES	150	2,044.88
FED	28,614.61	3,676.65
SSN	[REDACTED]	[REDACTED]
MEDICARE	10,458.28	1,560.54
STATE	10,320.25	1,118.56
	56,063.66	10,983.57
NATIONWIDE	46,634.76	6,017.28
UNION	2,492.55	573.00
PAC	292.50	50.00
Supr FF GENERAL BEN	315.00	90.00
EVFF Charities	224.50	22.00
	49,959.31	6,727.28
PSPRS EFT	98,355.63	
ASRS EFT	8,887.06	12,558.48
HEALTH EQUITY EFT	8,593.55	1,804.12
Electronic Files	115,836.24	14,962.60
Grand Total	215,896.24	

control 530,911.21
530,911.21

Files sent to Wells Fargo

ACH 100 EFT	245,563.61
ACH 100 3rd Party EFT	49,959.91
ACH 150 EFT	31,289.56
ACH 150 3rd Party EFT	6,727.28
	333,662.56

Control

SSN funding
transferred
I

Should = tax summary	32,231.26
Should = tax summary	11,300.52
Should = tax summary	12,018.82
Should = tax summary	11,438.81
Should = Deduction register 457 EE/ER Total	67,049.41
	52,652.04

Control

21,445.54



Roger Wood Superstition Fire & Medical District Home Contact Us Help Logout

- Inquiry ▲
- GL Accounts
- GL Transactions
- Warrant Search
- Treasurer Receipts
- Warrant Maintenance ▲
- Warrant Accounts
- Add New Warrant
- Bulk Upload Warrants
- Fund Transfers ▲
- Fund Transfer
- Bulk Upload Transfers
- Treasurer Receipts ▲
- Add New Receipt
- Upload Receipt File
- Reports ▲
- Monthly Statement
- Tax Distribution
- Top 50 Tax Payers
- Authority Assessments
- Authority Tax Payments
- Warrants Over 1 Year
- School Summary
- LOC Advances Summary
- Tax Adjustments by Auth
- Profile ▲
- My Profile

New Fund Transfer

Add New Fund Amount

Revenue/Expense: To/From: GL Account:

Amount: Notes:

Fund Amount Added!

	GL Account	Source	Source Desc	Notes	Amount
✘	6116421002	73750.0	Revenue Transfer	Correct 7.24.20 Payroll Tax Funding	(\$2,044.88)
✘	6116421001	73750.0	Revenue Transfer	Correct 7.24.20 Payroll Tax Funding	\$2,044.88

Using a modern browser ensures the best user experience on this website.
 You can check your browser is up to date by clicking [Browser Compatability Check](#).

Commercial Checking Acct Public Funds

Account number: 4942920083 ■ July 1, 2020 - July 31, 2020 ■ Page 1 of 6

WELLS
FARGO

SUPERSTITION FIRE & MEDICAL DISTRICT
GROUND TRANSPORTATION
565 N IDAHO RD
APACHE JUNCTION AZ 85119-4014

Questions?

Call your Customer Service Officer or Client Services
1-800-AT WELLS (1-800-289-3557)
5:00 AM TO 6:00 PM Pacific Time Monday - Friday

Online: wellsfargo.com

Write: Wells Fargo Bank, N.A. (182)
PO Box 63020
San Francisco, CA 94163

Account summary

Commercial Checking Acct Public Funds

Account number	Beginning balance	Total credits	Total debits	Ending balance
4942920083	\$4.86	\$286,159.08	-\$276,640.09	\$9,523.85

J

Credits

Electronic deposits/bank credits

Effective date	Posted date	Amount	Transaction detail
	07/01	665.57	Merchant Service Merch Dep 200630 8029396648 Superstition Fire and
	07/01	3,486.28	Noridian Azutmt Hcclaimpmt 200629 1184003220 TRN*1*892490032*1450173185~
	07/01	1,635.20	Bcbs of Arizona Hcclaimpmt 200629 1184003220 TRN*1*517723804*1860004538\
	07/01	1,429.10	Mercy Care Plan Hcclaimpmt 200630 00145658 TRN*1*5545475*1860527381* Mercy Care Advantage - S
	07/01	1,355.42	Mercy Care Plan Hcclaimpmt 200630 00145658 TRN*1*5542857*1860527381* Ahcccs Acute\
	07/01	695.96	Hhp Texas Hcclaimpmt 200701 362703 TRN*1*011840012736357*1610994632\
	07/01	335.16	Medisun Claims Hcclaimpmt 200630 202000784080050 TRN*1*66953*1860522728*32257\
	07/01	226.40	Hhp Texas Hcclaimpmt 200701 362703 TRN*1*011840012736630*1610994632\
	07/01	224.88	Humana Cha Disb Hcclaimpmt 200701 362703 TRN*1*014840101465203*1611013183\
	07/01	100.00	Pnp Billpayment 062620Sett 200701 6500 Apache Junction Fire D
	07/02	2,956.02	Merchant Service Merch Dep 200701 8029396648 Superstition Fire and
	07/02	2,688.35	Noridian Azutmt Hcclaimpmt 200630 1184003220 TRN*1*892493906*1450173185~
	07/02	237.78	Optum Lifefprint Hcclaimpmt 091000016622350 TRN*1*6622350*1272337487~
	07/02	100.00	Pnp Billpayment 062920Sett 200702 6500 Apache Junction Fire D

Electronic deposits/bank credits (continued)

Effective date	Posted date	Amount	Transaction detail
	07/02	95.99	Bcbs of Arizona Hcclaimpmt 200630 1184003220 TRN*1*517775609*1860004538\
	07/03	100.00	Merchant Service Merch Dep 200702 8029396648 Superstition Fire and
	07/03	498.26	Hhp Texas Hcclaimpmt 200703 362703 TRN*1*011840012738730*1610994632\
	07/03	452.54	Medisun Claims Hcclaimpmt 200702 202000798162362 TRN*1*68189*1860522728*33361\
	07/06	100.00	Merchant Service Merch Dep 200703 8029396648 Superstition Fire and
	07/06	2,574.98	Noridian Azutmt Hcclaimpmt 200701 1184003220 TRN*1*892498849*1450173185~
	07/06	547.93	Aetna A04 Hcclaimpmt 1184003220 TRN*1*820182000361488*1066033492\
	07/07	1,597.80	Merchant Service Merch Dep 200705 8029396648 Superstition Fire and
	07/07	1,581.77	Bcbs of Arizona Hcclaimpmt 200702 1184003220 TRN*1*518578094*1860004538\
	07/07	903.06	Hhp Texas Hcclaimpmt 200707 362703 TRN*1*011840012741072*1610994632\
	07/07	219.49	Optum Lifepoint Hcclaimpmt 091000017366327 TRN*1*7366327*1272337487~
	07/08	5,118.76	Merchant Service Merch Dep 200707 8029396648 Superstition Fire and
	07/08	4,260.99	Mercy Care Plan Hcclaimpmt 200707 00145658 TRN*1*5547333*1860527381*Ahcccs Acute\
	07/08	2,996.94	Noridian Azutmt Hcclaimpmt 200707 1184003220 TRN*1*892506153*1450173185~
	07/08	950.78	Bcbs of Arizona Hcclaimpmt 200706 1184003220 TRN*1*518773021*1860004538\
	07/08	357.28	Mercy Care Plan Hcclaimpmt 200707 00145658 TRN*1*5548416*1860527381*Altcs General\
	07/08	189.83	Humana Ins CO Hcclaimpmt 200708 362703 TRN*1*001290051194344*1391263473\
	07/08	144.12	Bcbs of Arizona Hcclaimpmt 200706 1184003220 TRN*1*518778051*1860004538\
	07/09	54,000.00	WT Seq#81159 Superstition Fire & Med /Org=Superstition Fire & Medical Distri Srrf# Gb00000034540544 Trn#200709081159 Rfb# 479
	07/09	2,170.03	Merchant Service Merch Dep 200708 8029396648 Superstition Fire and
	07/09	2,403.86	PCS Gen Trust PCS Trust 200709 Gt-0006062 Superstition Fire & ME
	07/09	528.75	Aetna H09 Hcclaimpmt 1184003220 TRN*1*160706200268201*1066033492\
	07/09	400.00	Pnp Billpayment 070620Sett 200709 6500 Apache Junction Fire D
	07/09	291.12	Optum Lifepoint Hcclaimpmt 091000017754209 TRN*1*7754209*1272337487~
	07/10	290.00	Merchant Service Merch Dep 200709 8029396648 Superstition Fire and
	07/10	2,876.82	Aetna AS01 Hcclaimpmt 1184003220 TRN*1*820189000233103*1066033492\
	07/10	1,854.28	Aetna A04 Hcclaimpmt 1184003220 TRN*1*820189000233102*1066033492\
	07/10	411.36	Medisun Claims Hcclaimpmt 200709 202000823699310 TRN*1*69905*1860522728*34512\
	07/10	197.78	Aetna AS01 Hcclaimpmt 1184003220 TRN*1*820189000233104*1066033492\

Electronic deposits/bank credits (continued)

<i>Effective date</i>	<i>Posted date</i>	<i>Amount</i>	<i>Transaction detail</i>
07/10		108.80	Cigna Hcclaimpmt 070720 1184003220 TRN*1*200707090053069*1591031071\
07/13		93.86	Merchant Service Merch Dep 200710 8029396648 Superstition Fire and
07/13		10,955.63	Noridian Azutmt Hcclaimpmt 200709 1184003220 TRN*1*892518177*1450173185~
07/13		1,606.21	Bcbs of Arizona Hcclaimpmt 200709 1184003220 TRN*1*518926983*1860004538\
07/13		921.34	Bcbs of Arizona Hcclaimpmt 200709 1184003220 TRN*1*518922684*1860004538\
07/13		300.00	Pnp Billpayment Payables 071320 6500 Apache Junction Fire D
07/14		1,464.85	Bcbs of Arizona Hcclaimpmt 200710 1184003220 TRN*1*518971970*1860004538\
07/14		928.20	Hhp Texas Hcclaimpmt 200714 362703 TRN*1*011840012745028*1610994632\
07/14		318.99	Noridian Azutmt Hcclaimpmt 200710 1184003220 TRN*1*892522030*1450173185~
07/14		123.50	Aetna H09 Hcclaimpmt 1184003220 TRN*1*160709200302813*1066033492\
07/15		3,961.13	Merchant Service Merch Dep 200714 8029396648 Superstition Fire and
07/15		2,458.70	Noridian Azutmt Hcclaimpmt 200713 1184003220 TRN*1*892525658*1450173185~
07/15		2,412.93	Mercy Care Plan Hcclaimpmt 200714 00145658 TRN*1*5553160*1860527381*Ahcccs Acute\
07/15		1,459.96	Mercy Care Plan Hcclaimpmt 200714 00145658 TRN*1*5555824*1860527381* Mercy Care Advantage - S
07/15		528.75	Aetna H09 Hcclaimpmt 1184003220 TRN*1*160710200311739*1066033492\
07/15		388.50	Medisun Claims Hcclaimpmt 200714 202000842136090 TRN*1*70823*1860522728*35253\
07/15		191.25	Hhp Texas Hcclaimpmt 200715 362703 TRN*1*011840012745215*1610994632\
07/16		25,155.00	WT Seq#91556 Superstition Fire & Med /Org=Superstition Fire & Medical Distri Srf# Gb00000034704319 Trn#200716091556 Rfb# 482
07/16		325.00	Merchant Service Merch Dep 200715 8029396648 Superstition Fire and
07/16		1,299.54	Noridian Azutmt Hcclaimpmt 200714 1184003220 TRN*1*892529460*1450173185~
07/16		800.81	Optum Lifepoint Hcclaimpmt 091000019856110 TRN*1*9856110*1272337487~
07/16		306.69	Bcbs of Arizona Hcclaimpmt 200714 1184003220 TRN*1*519173417*1860004538\
07/17		117.00	Merchant Service Merch Dep 200716 8029396648 Superstition Fire and
07/17		4,222.78	Noridian Azutmt Hcclaimpmt 200715 1184003220 TRN*1*892534025*1450173185~
07/17		1,721.43	Aetna AS01 Hcclaimpmt 1184003220 TRN*1*820196000185597*1066033492\
07/17		1,053.03	Ahcccs Programma Hcclaimpmt 200715 202007151293411 TRN*1*202007151293411*1866004791*Ffsv
07/17		536.72	Aetna AS01 Hcclaimpmt 1184003220 TRN*1*882019501001125*1066033492\

Electronic deposits/bank credits (continued)

Effective date	Posted date	Amount	Transaction detail
	07/17	403.74	Medisun Claims Hcclaimpmt 200716 202000855470609 TRN*1*71921*1860522728*35368\
	07/20	1,488.22	Merchant Service Merch Dep 200717 8029396648 Superstition Fire and
	07/20	75.00	Merchant Service Merch Dep 200718 8029396648 Superstition Fire and
	07/20	1,592.86	Noridian Azutmt Hcclaimpmt 200716 1184003220 TRN*1*892537298*1450173185~
	07/20	1,438.94	Bcbs of Arizona Hcclaimpmt 200716 1184003220 TRN*1*519273263*1860004538\
	07/20	97.67	Cigna Hcclaimpmt 071620 1184003220 TRN*1*200716090045214*1591031071\
	07/21	500.00	Merchant Service Merch Dep 200719 8029396648 Superstition Fire and
	07/21	3,279.58	Bcbs of Arizona Hcclaimpmt 200717 1184003220 TRN*1*519322106*1860004538\
	07/21	775.97	Hhp Texas Hcclaimpmt 200721 362703 TRN*1*011840012748952*1610994632\
	07/21	376.89	Noridian Azutmt Hcclaimpmt 200717 1184003220 TRN*1*892540920*1450173185~
	07/21	211.11	Optum Lifepoint Hcclaimpmt 091000010395429 TRN*1*0395429*1272337487~
	07/21	191.35	Hhp Texas Hcclaimpmt 200721 362703 TRN*1*011840012747495*1610994632\
	07/22	290.00	Merchant Service Merch Dep 200721 8029396648 Superstition Fire and
	07/22	3,318.57	Mercy Care Plan Hcclaimpmt 200721 00145658 TRN*1*5557785*1860527381*Ahcccs Acute\
	07/22	1,474.34	Noridian Azutmt Hcclaimpmt 200720 1184003220 TRN*1*892544855*1450173185~
	07/22	313.44	Bcbs of Arizona Hcclaimpmt 200720 1184003220 TRN*1*519478906*1860004538\
	07/22	276.00	Mercy Care Plan Hcclaimpmt 200721 00145658 TRN*1*5559116*1860527381*Altcs General\
	07/22	20.00	Pnp Billpayment 071720Sett 200722 6500 Apache Junction Fire D
	07/23	34,350.00	WT Seq#74297 Superstition Fire & Med /Org=Superstition Fire & Medical Distri Srf# Gb00000034852553 Trn#200723074297 Rfb# 485
	07/23	1,780.77	Noridian Azutmt Hcclaimpmt 200721 1184003220 TRN*1*892548643*1450173185~
	07/23	448.89	Optum Lifepoint Hcclaimpmt 091000010723668 TRN*1*0723668*1272337487~
	07/23	287.02	Bcbs of Arizona Hcclaimpmt 200721 1184003220 TRN*1*519520196*1860004538\
	07/24	50.00	Merchant Service Merch Dep 200723 8029396648 Superstition Fire and
	07/24	1,666.27	Aetna AS01 Hcclaimpmt 1184003220 TRN*1*820203000230787*1066033492\
	07/24	1,550.42	Aetna AS01 Hcclaimpmt 1184003220 TRN*1*820203000230785*1066033492\
	07/24	1,299.73	Noridian Azutmt Hcclaimpmt 200722 1184003220 TRN*1*892552012*1450173185~

Electronic deposits/bank credits (continued)

Effective date	Posted date	Amount	Transaction detail
	07/24	1,000.61	Ahcccs Programma Hcclaimpmt 200722 202007221297869 TRN*1*202007221297869*1866004791*Ffsv
	07/24	256.12	Humana Cha Disb Hcclaimpmt 200724 362703 TRN*1*014840101525388*1611013183\
	07/24	96.76	Aetna AS01 Hcclaimpmt 1184003220 TRN*1*820203000230788*1066033492\
	07/27	252.11	Merchant Service Merch Dep 200725 8029396648 Superstition Fire and
	07/27	1,600.07	Bcbs of Arizona Hcclaimpmt 200723 1184003220 TRN*1*519623060*1860004538\
	07/27	1,062.44	Cigna Hcclaimpmt 072320 1184003220 TRN*1*200723090045563*1591031071\
	07/27	713.40	Noridian Azutmt Hcclaimpmt 200723 1184003220 TRN*1*892555922*1450173185~
	07/27	393.09	Hhp Texas Hcclaimpmt 200727 362703 TRN*1*011840012751389*1610994632\
	07/27	253.02	Optum Lifepoint Hcclaimpmt 091000011017954 TRN*1*1017954*1272337487~
	07/27	93.56	Mercy Care Plan Hcclaimpmt 200724 00145658 TRN*1*5562047*1860527381*Altcs General\
	07/28	382.53	Merchant Service Merch Dep 200727 8029396648 Superstition Fire and
	07/28	1,278.73	Noridian Azutmt Hcclaimpmt 200724 1184003220 TRN*1*892559592*1450173185~
	07/28	526.89	Optum Lifepoint Hcclaimpmt 091000011292692 TRN*1*1292692*1272337487~
	07/29	103.92	Merchant Service Merch Dep 200728 8029396648 Superstition Fire and
	07/29	4,532.89	Mercy Care Plan Hcclaimpmt 200728 00145658 TRN*1*5564118*1860527381*Ahcccs Acute\
	07/29	1,645.89	Aetna AS01 Hcclaimpmt 1184003220 TRN*1*820206000234319*1066033492\
	07/29	1,046.97	Noridian Azutmt Hcclaimpmt 200727 1184003220 TRN*1*892563474*1450173185~
	07/29	710.25	Medisun Claims Hcclaimpmt 200728 202000905136921 TRN*1*76886*1860522728*37768\
	07/29	289.78	36 Treas 310 Misc Pay 072920 xxxxx0012 *094422611\GE*1*51326811\lea*1*051326777\
	07/30	31,890.00	WT Seq100949 Superstition Fire & Med /Org=Superstition Fire & Medical Distri Srf# Gb00000035019248 Trn#200730100949 Rfb# 488
	07/30	1,629.86	Merchant Service Merch Dep 200729 8029396648 Superstition Fire and
	07/30	1,290.30	Noridian Azutmt Hcclaimpmt 200728 1184003220 TRN*1*892567133*1450173185~
	07/30	20.00	Pnp Billpayment 072720Sett 200730 6500 Apache Junction Fire D
	07/31	5,486.02	Noridian Azutmt Hcclaimpmt 200729 1184003220 TRN*1*892570774*1450173185~
	07/31	1,665.01	Aetna AS01 Hcclaimpmt 1184003220 TRN*1*820210000071271*1066033492\
	07/31	1,616.62	Aetna AS01 Hcclaimpmt 1184003220 TRN*1*820210000071272*1066033492\



Electronic deposits/bank credits (continued)

Effective date	Posted date	Amount	Transaction detail
	07/31	331.99	36 Treas 310 Misc Pay 073120 xxxxx0012 *1*051409042\
	07/31	327.45	36 Treas 310 Misc Pay 073120 xxxxx0012 *18*094504875\GE*1*51409075\lea*1*051409041\
	07/31	94.78	Bcbs of Arizona Hclclaimpmt 200729 1184003220 TRN*1*519924738*1860004538\
		\$286,159.08	Total electronic deposits/bank credits
		\$286,159.08	Total credits

Debits

Electronic debits/bank debits

Effective date	Posted date	Amount	Transaction detail
	07/02	540.09	Merchant Service Merch Fee 200630 8029396648 Superstition Fire and
	07/09	97,680.00	WT Seq#81188 Pinal County /Bnf=Pinal County Master Srf# Gw00000034540684 Trn#200709081188 Rfb# 481
	07/09	400.00	WT Seq#81178 Pinal County /Bnf=Pinal County Master Srf# Gw00000034540196 Trn#200709081178 Rfb# 480
	07/16	61,040.00	WT Seq#91579 Pinal County /Bnf=Pinal County Master Srf# Gw00000034703919 Trn#200716091579 Rfb# 484
	07/16	700.00	WT Seq#91565 Pinal County /Bnf=Pinal County Master Srf# Gw00000034704323 Trn#200716091565 Rfb# 483
	07/23	60,625.00	WT Seq#74310 Pinal County /Bnf=Pinal County Master Srf# Gw00000034851562 Trn#200723074310 Rfb# 487
	07/23	20.00	WT Seq#74324 Pinal County /Bnf=Pinal County Master Srf# Gw00000034852670 Trn#200723074324 Rfb# 486
	07/30	55,615.00	WT Seq100992 Pinal County /Bnf=Pinal County Master Srf# Gw00000035018558 Trn#200730100992 Rfb# 490
	07/30	20.00	WT Seq100964 Pinal County /Bnf=Pinal County Master Srf# Gw00000035018557 Trn#200730100964 Rfb# 489
		\$276,640.09	Total electronic debits/bank debits
		\$276,640.09	Total debits

Daily ledger balance summary

Date	Balance	Date	Balance	Date	Balance
06/30	4.86	07/10	5,744.21	07/22	23,779.69
07/01	10,158.83	07/13	19,621.25	07/23	1.37
07/02	15,696.88	07/14	22,456.79	07/24	5,921.28
07/03	16,747.68	07/15	33,858.01	07/27	10,288.97
07/06	19,970.59	07/16	5.05	07/28	12,477.12
07/07	24,272.71	07/17	8,059.75	07/29	20,806.82
07/08	38,291.41	07/20	12,752.44	07/30	1.98
07/09	5.17	07/21	18,087.34	07/31	9,523.85

Average daily ledger balance \$12,950.80

Commercial Checking Acct Public Funds

Account number: 4797829967 ■ July 1, 2020 - July 31, 2020 ■ Page 1 of 2



SUPERSTITION FIRE & MEDICAL DISTRICT
TRANSPORT LOCKBOX ACCOUNT
565 N IDAHO RD
APACHE JUNCTION AZ 85119-4014

Questions?

Call your Customer Service Officer or Client Services
1-800-AT WELLS (1-800-289-3557)
5:00 AM TO 6:00 PM Pacific Time Monday - Friday

Online: wellsfargo.com

Write: Wells Fargo Bank, N.A. (182)
PO Box 63020
San Francisco, CA 94163

Account summary

Commercial Checking Acct Public Funds

Account number	Beginning balance	Total credits	Total debits	Ending balance
4797829967	\$22,988.59	\$128,826.82	-\$145,395.00	\$6,420.41

(K)

Credits

Deposits

Effective date	Posted date	Amount	Transaction detail
	07/01	50.00	Wholesale Lockbox Deposit Los Angeles Box 845500 Deposit 1
	07/02	704.57	Wholesale Lockbox Deposit Los Angeles Box 845500 Deposit 1
	07/03	1,802.99	Wholesale Lockbox Deposit Los Angeles Box 845500 Deposit 1
	07/06	23,753.24	Wholesale Lockbox Deposit Los Angeles Box 845500 Deposit 1
	07/07	4,335.11	Wholesale Lockbox Deposit Los Angeles Box 845500 Deposit 1
	07/08	419.96	Wholesale Lockbox Deposit Los Angeles Box 845500 Deposit 1
	07/09	5,777.31	Wholesale Lockbox Deposit Los Angeles Box 845500 Deposit 1
	07/10	4,507.86	Wholesale Lockbox Deposit Los Angeles Box 845500 Deposit 1
	07/13	11,619.93	Wholesale Lockbox Deposit Los Angeles Box 845500 Deposit 1
	07/14	2,975.71	Wholesale Lockbox Deposit Los Angeles Box 845500 Deposit 1
	07/15	1,992.09	Wholesale Lockbox Deposit Los Angeles Box 845500 Deposit 1
	07/17	7,354.46	Wholesale Lockbox Deposit Los Angeles Box 845500 Deposit 1
	07/20	4,731.46	Wholesale Lockbox Deposit Los Angeles Box 845500 Deposit 1
	07/21	20,243.22	Wholesale Lockbox Deposit Los Angeles Box 845500 Deposit 1
	07/22	1,799.71	Wholesale Lockbox Deposit Los Angeles Box 845500 Deposit 1
	07/24	4,810.42	Wholesale Lockbox Deposit Los Angeles Box 845500 Deposit 1
	07/27	22,734.43	Wholesale Lockbox Deposit Los Angeles Box 845500 Deposit 1
	07/28	2,598.33	Wholesale Lockbox Deposit Los Angeles Box 845500 Deposit 1
	07/29	200.00	Wholesale Lockbox Deposit Los Angeles Box 845500 Deposit 1



Deposits (continued)

Effective date	Posted date	Amount	Transaction detail
	07/30	4,286.11	Wholesale Lockbox Deposit Los Angeles Box 845500 Deposit 1
	07/31	2,129.91	Wholesale Lockbox Deposit Los Angeles Box 845500 Deposit 1
		\$128,826.82	Total deposits
		\$128,826.82	Total credits

Debits

Electronic debits/bank debits

Effective date	Posted date	Amount	Transaction detail
	07/09	54,000.00	WT Seq#81159 Superstition Fire & Med /Bnf=Superstition Fire & Medical Distri Srf# Gb00000034540544 Trn#200709081159 Rfb# 479
	07/16	25,155.00	WT Seq#91556 Superstition Fire & Med /Bnf=Superstition Fire & Medical Distri Srf# Gb00000034704319 Trn#200716091556 Rfb# 482
	07/23	34,350.00	WT Seq#74297 Superstition Fire & Med /Bnf=Superstition Fire & Medical Distri Srf# Gb00000034852553 Trn#200723074297 Rfb# 485
	07/30	31,890.00	WT Seq100949 Superstition Fire & Med /Bnf=Superstition Fire & Medical Distri Srf# Gb00000035019248 Trn#200730100949 Rfb# 488
		\$145,395.00	Total electronic debits/bank debits
		\$145,395.00	Total debits

Daily ledger balance summary

Date	Balance	Date	Balance	Date	Balance
06/30	22,988.59	07/10	10,339.63	07/22	35,901.21
07/01	23,038.59	07/13	21,959.56	07/23	1,551.21
07/02	23,743.16	07/14	24,935.27	07/24	6,361.63
07/03	25,546.15	07/15	26,927.36	07/27	29,096.06
07/06	49,299.39	07/16	1,772.36	07/28	31,694.39
07/07	53,634.50	07/17	9,126.82	07/29	31,894.39
07/08	54,054.46	07/20	13,858.28	07/30	4,290.50
07/09	5,831.77	07/21	34,101.50	07/31	6,420.41
Average daily ledger balance		\$20,262.16			

Superstition Fire & Medical District

Balance Sheet

As of 7/31/2020

FUND: (150) Not Defined

Assets

Current Assets

Fund Cash (Transport)	\$415,911.87	
Payroll Account (Transport)	(136,974.60)	
Total Current Assets		<u>\$278,937.27</u> (L)
Total Assets		<u><u>\$278,937.27</u></u>

Liabilities and Equity

Current Liabilities

Voluntary Long Term Disability Ins	\$(405.10)	
Voluntary Supplemental Life Insurance	(173.98)	
AFLAC	194.64	
Due To Other Funds	2,617,831.10	
Total Current Liabilities		<u>\$2,617,446.66</u>
Total Liabilities		\$2,617,446.66

Equity

Fund Balance - Transport Fund	\$(2,369,215.42)	
Current Year Profit/Loss	30,706.03	
Total Equity		<u>(2,338,509.39)</u>
Total Liabilities and Equity		<u><u>\$278,937.27</u></u>

August 2020						
S	M	T	W	T	F	S
26	27	28	29	30	31	1
2	3	4	5	6	7	8
9	10	11	12	13	14	15
16	17	18	19	20	21	22
23	24	25	26	27	28	29
30	31	1	2	3	4	5

New Balance
\$2,406.97
 Minimum Payment Due
\$481.00
 Payment Due Date
08/04/20

Late Payment Warning: If we do not receive your minimum payment by the due date, you may have to pay a late fee, and existing and new balances may become subject to the Default APR.
Minimum Payment Warning: Enroll in Auto-Pay and avoid missing a payment. To enroll, go to www.chase.com

ACCOUNT SUMMARY

Account Number: 4246 3152 5232 6481

Previous Balance	\$5,014.70
Payment, Credits	-8,634.56
Purchases	+6,326.83
Cash Advances	\$0.00
Balance Transfers	\$0.00
Fees Charged	\$0.00
Interest Charged	\$0.00
New Balance	\$2,406.97
Opening/Closing Date	06/11/20 - 07/10/20
Credit Limit	\$50,000
Available Credit	\$47,593
Cash Access Line	\$10,000
Available for Cash	\$10,000
Past Due Amount	\$0.00
Balance over the Credit Limit	\$0.00

ISDF
 \$ 334.02

VENDOR # Chase (M)
 ACCOUNT # _____
 APPROVAL _____
 DATE PAID 7/22/20
 4131



P.O. BOX 15123
 WILMINGTON, DE 19850-5123
 For Undeliverable Mail Only

Make your payment at
chase.com/paycard

Payment Due Date: **08/04/20**
 New Balance: **\$2,406.97**
 Minimum Payment: **\$481.00**

Account number: 4246 3152 5232 6481

\$ _____ Amount Enclosed
 Make/Mail to Chase Card Services at the address below:

78752 BEX 9 19220 C
 ROGER WOOD
 SUPERSTITION FIRE
 565 N IDAHO RD
 APACHE JUNCTION AZ 85119-4014

CARDMEMBER SERVICE
 PO BOX 6294
 CAROL STREAM IL 60197-6294

⑆ 5000 160 28 ⑆ 1 59 5 25 23 26 48 1 5 ⑆

ACCOUNT ACTIVITY

Date of Transaction	Merchant Name or Transaction Description	\$ Amount
06/20	Payment ThankYou Image Check	-467.77
06/20	Payment ThankYou Image Check	-1,879.68
06/20	Payment ThankYou Image Check	-2,877.25
06/19	OFFICEMAX/DEPOT 6678 APACHE JUNCTI AZ	344.46
06/29	PNP AZ DOR TAXFEE Info@pointand Mi	5.45
06/29	AZ DEPT OF REVENUE TMACCONNEL@AZ AZ ROGER WOOD TRANSACTIONS THIS CYCLE (CARD 6481) \$4432.97- INCLUDING PAYMENTS RECEIVED	231.82
06/12	MARATHON PETRO260019 PERIDOT AZ	89.00
06/13	CHEVRON 0208829 SAN CARLOS AZ	28.03
06/19	COPPER HILLS INN GLOBE AZ JEREMY ROCHA TRANSACTIONS THIS CYCLE (CARD 6499) \$202.21	105.18
06/16	INDEED 203-564-2400 CT	25.81
06/16	NEOGOV 8886364681 CA	175.00
07/01	INDEED 203-564-2400 CT MIKE FARBER TRANSACTIONS THIS CYCLE (CARD 6523) \$246.15	45.34 100F
06/11	AUTOZONE 3884 ORO VALLEY AZ	48.85
06/14	694 HILTON EL CONQUIST DALLAS TX	659.82
06/16	694 HILTON EL CONQUIST DALLAS TX BILL TAVARES TRANSACTIONS THIS CYCLE (CARD 6556) \$818.64	109.97
06/19	IAFC FR1151 FAIRFAX VA	-1,184.00
06/19	IAFC FR1151 FAIRFAX VA	-994.00
06/11	USPS PO 0302590130 APACHE JUNCTI AZ	57.85
06/15	Engraving, Awards & Gift 603-6244399 NH RICHARD MOONEY TRANSACTIONS THIS CYCLE (CARD 6572) \$1466.20-	664.15
06/19	IAFC FR1151 FAIRFAX VA RICHARD OCHS TRANSACTIONS THIS CYCLE (CARD 6580) \$1698.00-	-1,698.00
06/29	AMZN Mktp US Amzn.com/bill WA	43.88 100F
06/21	DNH*GODADDY.COM 480-5058866 AZ	169.88
06/23	AMZN Mktp US*MS20A95U0 Amzn.com/bill WA	43.88
06/25	APPLIED MAGNETS, INC. 800-379-8818 TX ANNA BUTEL TRANSACTIONS THIS CYCLE (CARD 6655) \$276.99	117.01
07/01	AMZN Mktp US*MJ08V3FD0 Amzn.com/bill WA	148.87 100F
07/01	AMZN Mktp US*MJ4GH7F90 Amzn.com/bill WA	100.71 100F
07/01	AMZN Mktp US*MJ3D40A21 Amzn.com/bill WA	79.88 100F
07/01	AMZN Mktp US*MJ2AW7FB0 Amzn.com/bill WA	61.60 100F
07/04	AMZN Mktp US*MJ0I87JPO Amzn.com/bill WA	80.65 100F
07/06	COSTCO *BUS CENTER 827 802-274-4661 AZ	573.75 100F 18953 3382.50 18954 \$191.25
07/07	AMZN Mktp US*MJ4IC2P70 Amzn.com/bill WA	142.77 100F
07/06	AMZN Mktp US*MJ0304T22 Amzn.com/bill WA	120.21 100F
07/07	Amazon.com*MJ2BU3EC2 Amzn.com/bill WA	27.39 100F
07/08	BRIDGESTONE HOSEPOWER 904-264-1267 FL VAUGHN CROSHAW TRANSACTIONS THIS CYCLE (CARD 0687) \$1384.40	48.97 100F
07/01	ONE BEAT CPR 954-3215305 FL TINA GEROLA TRANSACTIONS THIS CYCLE (CARD 6473) \$138.61	138.61 100F
06/22	ABATIX 214-381-0322 TX AMY BROOKS TRANSACTIONS THIS CYCLE (CARD 7121) \$1912.44	1,912.44

2020 Totals Year-to-Date	
Total fees charged in 2020	\$0.00
Total interest charged in 2020	\$0.00

Year-to-date totals do not reflect any fee or interest refunds you may have received.

Superstition Fire & Medical District Monthly Pinal County Treasurer's Bank Account Reconciliation

200 Capital Projects Fund

Reconciliation References:

- A Previous month's bank ending balance / current month's bank beginning balance
- B Interest Income
- C Current month's revenue transfer from 100 Fund
- D Current month's property tax receipts (real and personal)
- E Current month's Accounts Payable disbursements
- F Current month's refunded interest
- G Current month's bank ending balance
- H Cash Balance per G/L Balance Sheet



**Superstition Fire & Medical District
Capital Project (Fund 200) Cash Reconciliation
Fiscal Year 2019- 2020
7/31/2020**

	Deposits (Cash Receipts)	Cash Disbursements	Book Balance
Book Balance as of: 7/1/2020			\$597,523.74 (A)
<u>Activity During the Month</u>			
Journal Entries:			
Interest Income (Expense):	422.13		422.13 (B)
Deposits			-
Revenue Transfer	38.14		38.14 (C)
Cash Receipts			
2017 Real Estate Taxes	(199.09)		(199.09)
2018 Real Estate Taxes	4.35		4.35
2019 Real Estate Taxes	1,808.53		1,808.53 (D)
2017 Pers. Prop. Taxes	(11.87)		(11.87)
2018 Pers. Prop. Taxes	(732.64)		(732.64)
2019 Pers. Prop. Taxes	393.23		393.23
SRP Contributions			-
Cash Disbursements			
A) Accounts Payable		(22,966.63)	(22,966.63) (E)
B) Transfer In / Out			-
C) Refund Interest		(1.78)	(1.78) (F)
	\$1,722.78	(22,968.41)	\$576,278.11

Pinal County Bank Balance

Ending Bank Balance as of: 7/31/2020 Balance from YTD Column \$ 576,278.11 (G)

Check #

Less: Outstanding Warrants -

Less: -

\$ 576,278.11

Prepared by: *Tracy Duke 8/3/2020* Balance per B/S \$ 576,278.11 (H)

Reviewed by: *Roger Wood 8/10/2020* Difference \$ -



Pinal County Treasurer

Monthly Statement

Date Range: 7/1/2020 to 7/31/2020

Account	Period	YTD		
6116421101	Superstition Fire & Medical Dist Capital Projects			
Begin Balance:	(A) 597,523.74	597,523.74		
Income:	1,722.78	1,722.78		
LOC Advance:	.00	.00		
Expense:	(22,968.41)	(22,968.41)	LOC:	.00
LOC Payments:	.00	.00	Warrants Outstanding:	.00
Cash Balance:	(G) 576,278.11	576,278.11	End:	576,278.11


Monthly Statement Summary

Source Code	Description	MTDAmount	YTDAmount
6116421101	Superstition Fire & Medical Dist Capital Projects	Beginning Balance: 597,523.74	597,523.74
11100.2017	2017 Real Estate Taxes	(199.09)	(199.09)
11100.2018	2018 Real Estate Taxes	4.35	4.35
11100.2019	2019 Real Estate Taxes	1,808.53	1,808.53
12100.2017	2017 Personal Property Taxes	(11.87)	(11.87)
12100.2018	2018 Personal Property Taxes	(732.64)	(732.64)
12100.2019	2019 Personal Property Taxes	393.23	393.23
21100.43	Wells Fargo Trust Investment Interest	.10	.10
21100.46	Wells Fargo Investment Investment Interest	3.72	3.72
21100.47	WF Money Market Investment Interest	18.87	18.87
21100.55	Multi-Bank Securities Investment Interest	54.34	54.34
21100.70	Vining Sparks Investment Interest	239.94	239.94
21100.80	Stifel Nicolaus & Company Investment Interest	105.16	105.16
73750.0	Revenue Transfer	38.14	38.14
90400.0	Refund Interest	(1.78)	(1.78)
90930.0	Warrants Redeemed	(22,966.63)	(22,966.63)
	Ending Balance:	576,278.11	576,278.11

Handwritten notes: (D) \$1,262.51, (B) \$422.13, (C), (E), (F)

Monthly Statement Detail

Date	Notes	Doc #	Amount	C/D
6116421101 Superstition Fire & Medical Dist Capital Projects			Beginning Balance: 597,523.74	
11100.2017 2017 Real Estate Taxes			Source Code Total: (199.09)	
07/15	Tax Distribution	0	(1.38)	C
07/16	Tax Distribution	0	(3.28)	C
07/17	Tax Distribution	0	(55.92)	C
07/21	Tax Distribution	0	(10.78)	C
07/21	Tax Distribution	0	(8.30)	C
07/22	Tax Distribution	0	(1.52)	C
07/22	Tax Distribution	0	(15.38)	C
07/23	Tax Distribution	0	(1.06)	C
07/23	Tax Distribution	0	(1.71)	C
07/27	Tax Distribution	0	(6.03)	C
07/27	Tax Distribution	0	(2.12)	C
07/27	Tax Distribution	0	(5.93)	C
07/27	Tax Distribution	0	(2.60)	C
07/28	Tax Distribution	0	(14.40)	C
07/30	Tax Distribution	0	(20.28)	C
07/30	Tax Distribution	0	(32.65)	C
07/30	Tax Distribution	0	(8.54)	C
07/30	Tax Distribution	0	(7.21)	C
11100.2018 2018 Real Estate Taxes			Source Code Total: 4.35	
07/01	Tax Distribution	0	.19	C



Pinal County Treasurer

Monthly Statement

Date Range: 7/1/2020 to 7/31/2020

07/13	Tax Distribution	0	.38	C
07/17	Tax Distribution	0	1.01	C
07/21	Tax Distribution	0	.38	C
07/27	Tax Distribution	0	2.39	C
11100.2019 2019 Real Estate Taxes			Source Code Total: 1,808.53	
07/01	Tax Distribution	0	(39.62)	C
07/01	Tax Distribution	0	45.89	C
07/01	Tax Distribution	0	45.77	C
07/01	Tax Distribution	0	20.14	C
07/02	Tax Distribution	0	140.93	C
07/02	Tax Distribution	0	72.84	C
07/02	Tax Distribution	0	16.16	C
07/06	Tax Distribution	0	12.42	C
07/06	Tax Distribution	0	122.81	C
07/07	Tax Distribution	0	50.16	C
07/07	Tax Distribution	0	1.67	C
07/08	Tax Distribution	0	6.53	C
07/08	Tax Distribution	0	39.26	C
07/08	Tax Distribution	0	11.77	C
07/09	Tax Distribution	0	9.95	C
07/09	Tax Distribution	0	14.62	C
07/09	Tax Distribution	0	34.29	C
07/09	Tax Distribution	0	4.97	C
07/10	Tax Distribution	0	3.79	C
07/10	Tax Distribution	0	14.26	C
07/10	Tax Distribution	0	24.85	C
07/13	Tax Distribution	0	31.86	C
07/13	Tax Distribution	0	21.56	C
07/13	Tax Distribution	0	.53	C
07/14	Tax Distribution	0	5.49	C
07/14	Tax Distribution	0	66.40	C
07/14	Tax Distribution	0	4.13	C
07/14	Tax Distribution	0	8.44	C
07/15	Tax Distribution	0	49.28	C
07/15	Tax Distribution	0	21.87	C
07/15	Tax Distribution	0	15.63	C
07/16	Tax Distribution	0	239.47	C
07/16	Tax Distribution	0	.21	C
07/17	Tax Distribution	0	118.94	C
07/17	Tax Distribution	0	48.67	C
07/20	Tax Distribution	0	(46.00)	C
07/20	Tax Distribution	0	11.59	C
07/21	Tax Distribution	0	151.25	C
07/21	Tax Distribution	0	2.68	C
07/22	Tax Distribution	0	17.22	C
07/23	Tax Distribution	0	13.26	C
07/23	Tax Distribution	0	70.07	C
07/23	Tax Distribution	0	1.54	C
07/24	Tax Distribution	0	54.74	C
07/27	Tax Distribution	0	(22.73)	C
07/27	Tax Distribution	0	25.93	C
07/27	Tax Distribution	0	2.50	C
07/28	Tax Distribution	0	16.35	C
07/28	Tax Distribution	0	3.07	C
07/28	Tax Distribution	0	45.80	C
07/29	Tax Distribution	0	27.80	C
07/29	Tax Distribution	0	23.89	C



Pinal County Treasurer

Monthly Statement

Date Range: 7/1/2020 to 7/31/2020

07/29 Tax Distribution	0	8.61	C
07/30 Tax Distribution	0	34.38	C
07/30 Tax Distribution	0	2.49	C
07/30 Tax Distribution	0	8.57	C
07/31 Tax Distribution	0	51.45	C
07/31 Tax Distribution	0	.48	C
07/31 Tax Distribution	0	(9.08)	C
07/31 Tax Distribution	0	26.73	C
12100.2017 2017 Personal Property Taxes		Source Code Total: (11.87)	
07/01 Tax Distribution	0	.28	C
07/01 Tax Distribution	0	.46	C
07/06 Tax Distribution	0	1.98	C
07/07 Tax Distribution	0	3.05	C
07/08 Tax Distribution	0	.44	C
07/09 Tax Distribution	0	5.49	C
07/16 Tax Distribution	0	.22	C
07/16 Tax Distribution	0	.45	C
07/17 Tax Distribution	0	7.71	C
07/20 Tax Distribution	0	13.32	C
07/22 Tax Distribution	0	2.81	C
07/23 Tax Distribution	0	2.64	C
07/24 Tax Distribution	0	1.55	C
07/27 Tax Distribution	0	1.46	C
07/27 Tax Distribution	0	.81	C
07/28 Tax Distribution	0	.34	C
07/28 Tax Distribution	0	(12.62)	C
07/30 Tax Distribution	0	(53.21)	C
07/31 Tax Distribution	0	5.40	C
07/31 Tax Distribution	0	5.55	C
12100.2018 2018 Personal Property Taxes		Source Code Total: (732.64)	
07/01 Tax Distribution	0	1.07	C
07/01 Tax Distribution	0	(23.20)	C
07/07 Tax Distribution	0	3.00	C
07/08 Tax Distribution	0	.45	C
07/08 Tax Distribution	0	.36	C
07/09 Tax Distribution	0	5.40	C
07/13 Tax Distribution	0	1.43	C
07/13 Tax Distribution	0	3.34	C
07/14 Tax Distribution	0	2.10	C
07/14 Tax Distribution	0	3.05	C
07/16 Tax Distribution	0	(19.17)	C
07/17 Tax Distribution	0	(178.34)	C
07/17 Tax Distribution	0	3.01	C
07/20 Tax Distribution	0	13.32	C
07/22 Tax Distribution	0	(134.94)	C
07/23 Tax Distribution	0	(15.75)	C
07/24 Tax Distribution	0	1.52	C
07/27 Tax Distribution	0	(18.72)	C
07/27 Tax Distribution	0	(49.25)	C
07/28 Tax Distribution	0	(6.72)	C
07/28 Tax Distribution	0	(13.78)	C
07/29 Tax Distribution	0	1.77	C
07/29 Tax Distribution	0	6.78	C
07/30 Tax Distribution	0	(31.42)	C
07/30 Tax Distribution	0	(126.73)	C
07/30 Tax Distribution	0	(53.56)	C
07/30 Tax Distribution	0	(40.80)	C



Pinal County Treasurer

Monthly Statement

Date Range: 7/1/2020 to 7/31/2020

07/31 Tax Distribution	0	1.78	C
07/31 Tax Distribution	0	(68.64)	C
12100.2019 2019 Personal Property Taxes		Source Code Total: 393.23	
07/01 Tax Distribution	0	8.04	C
07/02 Tax Distribution	0	204.33	C
07/02 Tax Distribution	0	12.22	C
07/02 Tax Distribution	0	.20	C
07/02 Tax Distribution	0	12.38	C
07/06 Tax Distribution	0	4.44	C
07/07 Tax Distribution	0	1.10	C
07/07 Tax Distribution	0	2.95	C
07/08 Tax Distribution	0	4.02	C
07/08 Tax Distribution	0	4.12	C
07/08 Tax Distribution	0	8.17	C
07/09 Tax Distribution	0	7.10	C
07/10 Tax Distribution	0	38.46	C
07/10 Tax Distribution	0	1.33	C
07/13 Tax Distribution	0	1.99	C
07/13 Tax Distribution	0	1.51	C
07/13 Tax Distribution	0	3.21	C
07/14 Tax Distribution	0	4.57	C
07/14 Tax Distribution	0	1.15	C
07/14 Tax Distribution	0	4.45	C
07/17 Tax Distribution	0	.04	C
07/17 Tax Distribution	0	5.37	C
07/20 Tax Distribution	0	11.90	C
07/21 Tax Distribution	0	17.15	C
07/21 Tax Distribution	0	16.41	C
07/22 Tax Distribution	0	22.27	C
07/23 Tax Distribution	0	1.81	C
07/24 Tax Distribution	0	1.49	C
07/27 Tax Distribution	0	7.51	C
07/28 Tax Distribution	0	.78	C
07/28 Tax Distribution	0	(10.09)	C
07/29 Tax Distribution	0	13.98	C
07/29 Tax Distribution	0	6.67	C
07/30 Tax Distribution	0	2.92	C
07/30 Tax Distribution	0	(34.97)	C
07/31 Tax Distribution	0	4.25	C
21100.43 Wells Fargo Trust Investment Interest		Source Code Total: .10	
07/02 Investment Interest	0	.10	C
21100.46 Wells Fargo Investment Investment Interest		Source Code Total: 3.72	
07/08 Investment Interest	0	3.72	C
21100.47 WF Money Market Investment Interest		Source Code Total: 18.87	
07/01 Investment Interest	0	18.87	C
21100.55 Multi-Bank Securities Investment Interest		Source Code Total: 54.34	
07/20 Investment Interest	0	54.34	C
21100.70 Vining Sparks Investment Interest		Source Code Total: 239.94	
07/10 Investment Interest	0	68.15	C
07/20 Investment Interest	0	16.73	C
07/21 Investment Interest	0	56.57	C
07/22 Investment Interest	0	49.78	C
07/30 Investment Interest	0	48.71	C
21100.80 Stifel Nicolaus & Company Investment Interest		Source Code Total: 105.16	
07/13 Investment Interest	0	54.73	C
07/29 Investment Interest	0	50.43	C
73750.0 Revenue Transfer		Source Code Total: 3B.14	



Pinal County Treasurer

Monthly Statement

Date Range: 7/1/2020 to 7/31/2020

07/20	Maricopa Property Tax Transfer	0	38.14	C
90400.0 Refund Interest			Source Code Total: (1.78)	
07/28	166099 B09-80-17801 2017 Adjustment/Corr Refund	166099	(.52)	D
07/28	166099 B09-80-17801 2017 Adjustment/Corr Refund	166099	(.45)	D
07/28	166099 B09-80-17801 2018 Adjustment/Corr Refund	166099	(.36)	D
07/28	166099 B09-80-17801 2018 Adjustment/Corr Refund	166099	(.26)	D
07/28	166099 B09-80-17801 2019 Adjustment/Corr Refund	166099	(.19)	D
90930.0 Warrants Redeemed			Source Code Total: (22,966.63)	
07/08	Paid Warrants	0	(900.00)	D
07/27	Paid Warrants	0	(148.00)	D
07/30	Paid Warrants	0	(21,918.63)	D
6116421101 Superstition Fire & Medical Dist Capital Projects			Ending Balance: 576,278.11	

Warrant Detail

Payee Name	Warrant	Amount	Issue Dt	Status Dt	Voucher
6116421101 Superstition Fire & Medical Dist Capital Projects					Account Total: 22,966.63
Fund: 1107					Fund Total: 22,966.63
Status: PAID					Status Total: 22,966.63 (E)
CITY OF MESA	1107000607	109.00	06/30/20	07/27/20	
CITY OF MESA	1107000608	900.00	06/30/20	07/08/20	
CITY OF MESA	1107000609	39.00	07/15/20	07/27/20	
SKAGGS COMPANIES	1107000610	21,918.63	07/22/20	07/30/20	
	Count	Amount			
Tot AID:	4	22,966.63			

Superstition Fire & Medical District

Balance Sheet

As of 7/31/2020

FUND: (200) Capital Projects Fund

Assets

Current Assets

Fund Cash - Capital Projects
Due From other funds
Total Current Assets

\$576,278.11
1,275,295.36

- \$576,278¹¹ (H)

\$1,851,573.47

Total Assets

\$1,851,573.47

Liabilities and Equity

Equity

Fund Balance - Capital Projects
Current Year Profit/Loss
Total Equity

\$1,871,810.10
(20,236.63)

1,851,573.47

Total Liabilities and Equity

\$1,851,573.47

**Superstition Fire & Medical District
Monthly Pinal County Treasurer's Bank Account Reconciliation**

400 Special Revenue Fund

Reconciliation References:

- A Previous month's bank ending balance / current month's bank beginning balance
- B Interest Income
- C Current month's Deposits / Donations
- D Current month's Accounts Payable disbursements
- E Current month's bank ending balance
- F Cash Balance per G/L Balance Sheet
- G Chase MasterCard credit card payment – warrant #1105000291 (paid 7/22/2020)



**Superstition Fire & Medical District
Special Revenue (Fund 400) Cash Reconciliation
Fiscal Year 2019 - 2020
7/31/2020**

	Deposits (Cash Receipts)	Cash Disbursements	Book Balance
Book Balance as of: 7/1/2020			\$52,693.46 (A)
<u>Activity During the Month</u>			
Journal Entries:			
Interest Income (Expense):	38.25		38.25 (B)
Cash Receipts			
46750 FEMA Grant Receipts	8,193.56		8,193.56
47020 AED Donations			-
47100 EMS Cardiac Donations			-
47110 EMS Equipment Donations			-
47120 Prevention/Pub Ed Donations			-
47130 General Donations			-
Deposits			
Revenue Transfer			-
Cash Disbursements			
A) Accounts Payable		(175.09)	(175.09) (D)
B) Transfer In / Out			-
C) Refund Interest			-
	\$8,231.81	(175.09)	\$60,750.18
<u>Pinal County Bank Balance</u>			
Ending Bank Balance as of: 7/31/2020		Balance from YTD Column	\$ 60,750.18 (E)
Less: Outstanding Warrants			
		Check #	-
			-
			-
			\$ 60,750.18
Prepared by: <u><i>Spink Decker 8/3/2020</i></u>			Balance per B/S \$ 60,750.18 (F)
Reviewed by: <u><i>Rogan Wood 8/10/2020</i></u>			Difference \$ -



Pinal County Treasurer

Monthly Statement

Date Range: 7/1/2020 to 7/31/2020

Account	Period	YTD		
6116422901	Superstition Fire & Medical Dist Special Revenue			
Begin Balance:	(A) 52,693.46	52,693.46		
Income:	8,231.81	8,231.81		
LOC Advance:	.00	.00		
Expense:	(175.09)	(175.09)	LOC:	.00
LOC Payments:	.00	.00	Warrants Outstanding:	.00
Cash Balance:	(E) 60,750.18	60,750.18	End:	60,750.18

Monthly Statement Summary

Source Code	Description	MTDAmount	YTDAmount
6116422901	Superstition Fire & Medical Dist	Beginning Balance: 52,693.46	52,693.46
	Special Revenue		
21100.43	Wells Fargo Trust Investment Interest	.01	.01
21100.46	Wells Fargo Investment Investment Interest	.31	.31
21100.47	WF Money Market Investment Interest	1.72	1.72
21100.55	Multi-Bank Securities Investment Interest	4.81	4.81
21100.70	Vining Sparks Investment Interest	21.73	21.73
21100.80	Stifel Nicolaus & Company Investment Interest	9.67	9.67
73160.0	Deposits	8,193.56	8,193.56
90930.0	Warrants Redeemed	(175.09)	(175.09)
	Ending Balance:	60,750.18	60,750.18

Monthly Statement Detail

Date	Notes	Doc #	Amount	C/D
6116422901 Superstition Fire & Medical Dist Special Revenue			Beginning Balance: 52,693.46	
21100.43	Wells Fargo Trust Investment Interest		Source Code Total: .01	
07/02	Investment Interest	0	.01	C
21100.46	Wells Fargo Investment Investment Interest		Source Code Total: .31	
07/08	Investment Interest	0	.31	C
21100.47	WF Money Market Investment Interest		Source Code Total: 1.72	
07/01	Investment Interest	0	1.72	C
21100.55	Multi-Bank Securities Investment Interest		Source Code Total: 4.81	
07/20	Investment Interest	0	4.81	C
21100.70	Vining Sparks Investment Interest		Source Code Total: 21.73	
07/10	Investment Interest	0	5.78	C
07/20	Investment Interest	0	1.55	C
07/21	Investment Interest	0	5.14	C
07/22	Investment Interest	0	4.55	C
07/30	Investment Interest	0	4.71	C
21100.80	Stifel Nicolaus & Company Investment Interest		Source Code Total: 9.67	
07/13	Investment Interest	0	4.83	C
07/29	Investment Interest	0	4.84	C
73160.0	Deposits		Source Code Total: 8,193.56	
07/16	400.10.46800.10 AEMS/inv 5991/ck4565	0	8,193.56	C
90930.0	Warrants Redeemed		Source Code Total: (175.09)	
07/30	Paid Warrants	0	(175.09)	D
6116422901 Superstition Fire & Medical Dist Special Revenue			Ending Balance: 60,750.18	

Warrant Detail

Payer Name	Warrant	Amount	Issue Dt	Status Dt	Voucher
6116422901 Superstition Fire & Medical Dist Special Revenue					Account Total: 175.09
Fund: 1105					Fund Total: 175.09
Status: PAID					Status Total: 175.09 (D)
CHASE	1105000290	36.48	06/30/20	07/30/20	
CHASE	1105000291	138.61	07/22/20	07/30/20	



Pinal County Treasurer

Monthly Statement

Date Range: 7/1/2020 to 7/31/2020

	Count	Amount
Total PAID:	2	175.09

Superstition Fire & Medical District

AR Payment Register (Detail)

Bank ID: Equal To S

<u>ck No. / Payment ID</u>	<u>Payee Name / Customer Name</u>	<u>Invoice No. / Account Number</u>	<u>Amount Paid</u>
BANK: S - SPECIAL REVENUE FUND			
DEPOSIT: 2,833	DATE: 07/15/20		
4565	AEMS/inv 5991 / ck 4565 X (DONATION)	Check Invoice : 005991	\$8,193.56
			<u>\$8,193.56</u>
		CHECK # 4565 TOTAL:	<u>\$8,193.56</u>
		DEPOSIT 2,833 TOTAL:	<u>\$8,193.56</u>
		TOTAL FOR BANK ID: S	<u>\$8,193.56</u>
		GRAND TOTAL OF ALL CHECKS:	\$8,193.56
		GRAND TOTAL OF ALL CREDIT CARDS:	\$0.00
		GRAND TOTAL OF ALL CASH:	\$0.00
		GRAND TOTAL OF ALL EFT:	\$0.00
		GRAND TOTAL OF ALL PAYMENTS:	<u>\$8,193.56</u>
		GRAND TOTAL OF ALL ADJUSTMENTS:	\$0.00
		COMBINED TOTAL:	<u><u>\$8,193.56</u></u>

C

Superstition Fire & Medical District

Balance Sheet

As of 7/31/2020

FUND: (400) Special Revenue Fund

Assets

Current Assets

Fund Cash - Special Revenue Fund
Total Current Assets

\$60,750.18

\$60,750.18

(F)

Total Assets

\$60,750.18

Liabilities and Equity

Current Liabilities

Sales Tax Payable
Total Current Liabilities

\$7.06

\$7.06

Total Liabilities

\$7.06

Equity

Fund Balance - Special Revenue Fund
Current Year Profit/Loss
Total Equity

\$52,656.98

8,086.14

60,743.12

Total Liabilities and Equity

\$60,750.18

August 2020

S	M	T	W	T	F	S
26	27	28	29	30	31	1
2	3	4	5	6	7	8
9	10	11	12	13	14	15
16	17	18	19	20	21	22
23	24	25	26	27	28	29
30	31	1	2	3	4	5

New Balance
\$2,406.97
 Minimum Payment Due
\$481.00
 Payment Due Date
08/04/20

Late Payment Warning: If we do not receive your minimum payment by the due date, you may have to pay a late fee, and existing and new balances may become subject to the Default APR.
Minimum Payment Warning: Enroll in Auto-Pay and avoid missing a payment. To enroll, go to www.chase.com

ACCOUNT SUMMARY

Account Number: 4246 3152 5232 6481

Previous Balance	\$5,014.70
Payment, Credits	-\$8,934.58
Purchases	+\$8,326.83
Cash Advances	\$0.00
Balance Transfers	\$0.00
Fees Charged	\$0.00
Interest Charged	\$0.00
New Balance	\$2,406.97
Opening/Closing Date	08/11/20 - 07/10/20
Credit Limit	\$50,000
Available Credit	\$47,593
Cash Access Line	\$10,000
Available for Cash	\$10,000
Past Due Amount	\$0.00
Balance over the Credit Limit	\$0.00

400F (G)
 \$ 1386.01

VENDOR # Chase
 ACCOUNT # _____
 APPROVAL DATE PAID 7/22/20
 WARRANTY # 291

000001 FIS33339 C 1

Y 9 10 2007/10

Page 1 of 3

08630 MADA 78752 1921000010007875201



P.O. BOX 15123
 WILMINGTON, DE 19850-5123
 For Undeliverable Mail Only

Make your payment at
chase.com/paycard

42463152523264810004810000240697000000001

Payment Due Date: 08/04/20
 New Balance: \$2,406.97
 Minimum Payment: \$481.00

Account number: 4246 3152 5232 6481

\$ _____ Amount Enclosed
 Make/Mail to Chase Card Services at the address below:

78752 BEX 9 19220 C
 ROGER WOOD
 SUPERSTITION FIRE
 555 N IDAHO RD
 APACHE JUNCTION AZ 85119-4014

CARDMEMBER SERVICE
 PO BOX 6284
 CAROL STREAM IL 60187-6294

⑆5000 160 28⑆ 1595 25 23 26 48 15⑆

ACCOUNT ACTIVITY

Date of Transaction	Merchant Name or Transaction Description	\$ Amount
06/20	Payment ThankYou Image Check	-457.77
06/20	Payment ThankYou Image Check	-1,879.88
06/20	Payment ThankYou Image Check	-2,877.25
06/19	OFFICEMAX/DEPOT 6678 APACHE JUNCTI AZ	344.46
06/29	PNP AZ DOR TAXFEE info@pointand MI	5.45
06/29	AZ DEPT OF REVENUE TMACCONNEL@AZ AZ ROGER WOOD TRANSACTIONS THIS CYCLE (CARD 6481) \$4432.97- INCLUDING PAYMENTS RECEIVED	231.82
06/12	MARATHON PETRO250019 PERIDOT AZ	69.00
06/13	CHEVRON 0208629 SAN CARLOS AZ	28.03
06/19	COPPER HILLS INN GLOBE AZ JEREMY ROCHA TRANSACTIONS THIS CYCLE (CARD 6499) \$202.21	105.18
06/18	INDEED 203-584-2400 CT	25.81
06/16	NEDGOV 6086384881 CA	175.00
07/01	INDEED 203-584-2400 CT MIKE FARBER TRANSACTIONS THIS CYCLE (CARD 6523) \$246.15	45.34
06/11	AUTOZONE 3884 ORO VALLEY AZ	48.85
06/14	694 HILTON EL CONQUIST DALLAS TX	659.82
06/16	694 HILTON EL CONQUIST DALLAS TX BILL TAVARES TRANSACTIONS THIS CYCLE (CARD 6556) \$818.64	109.97
06/19	IAFC FR1151 FAIRFAX VA	-1,184.00
06/19	IAFC FR1151 FAIRFAX VA	-984.00
06/11	USPS PO 0302590130 APACHE JUNCTI AZ	57.65
06/15	Engraving, Awards & Gift 603-5244399 NH RICHARD MOONEY TRANSACTIONS THIS CYCLE (CARD 6572) \$1458.20-	664.15
06/19	IAFC FR1151 FAIRFAX VA RICHARD OCHS TRANSACTIONS THIS CYCLE (CARD 6580) \$1698.00-	-1,698.00
06/29	AMZN Mktp US Amzn.com/bill WA	-43.86
06/21	DNH*GODADDY.COM 480-5058855 AZ	159.98
06/23	AMZN Mktp US*MS20A95U0 Amzn.com/bill WA	43.86
06/25	APPLIED MAGNETS, INC. 800-378-6818 TX ANNA BUTEL TRANSACTIONS THIS CYCLE (CARD 6855) \$276.89	117.01
07/01	AMZN Mktp US*MJ08V3FD0 Amzn.com/bill WA	148.67
07/01	AMZN Mktp US*MJ4GH7F80 Amzn.com/bill WA	100.71
07/01	AMZN Mktp US*MJ3D40A21 Amzn.com/bill WA	79.68
07/01	AMZN Mktp US*MJ2AW7F80 Amzn.com/bill WA	61.60
07/04	AMZN Mktp US*MJ0I87JF0 Amzn.com/bill WA	80.65
07/06	COSTCO *BUS CENTER 827 802-274-4651 AZ	573.76
07/07	AMZN Mktp US*MJ4IC2P70 Amzn.com/bill WA	142.77
07/06	AMZN Mktp US*MJ0304T22 Amzn.com/bill WA	120.21
07/07	Amazon.com*MJ2BU3EC2 Amzn.com/bill WA	27.39
07/08	BRIDGESTONE HOSEPOWER 904-264-1267 FL VAUGHN CROSHAW TRANSACTIONS THIS CYCLE (CARD 0887) \$1384.40	48.97
07/01	ONE BEAT CPR 954-3215305 FL TINA GEROLA TRANSACTIONS THIS CYCLE (CARD 6473) \$138.61	138.61
06/22	ABATIX 214-381-0322 TX AMY BROOKS TRANSACTIONS THIS CYCLE (CARD 7121) \$1912.44	1,912.44

2020 Totals Year-to-Date	
Total fees charged in 2020	\$0.00
Total interest charged in 2020	\$0.00

Year-to-date totals do not reflect any fee or interest refunds you may have received.

Superstition Fire & Medical District Monthly Pinal County Treasurer's Bank Account Reconciliation

500 Debt Principal Fund


Reconciliation References:

- A Previous month's bank ending balance / current month's bank beginning balance
 - B Interest Income
 - C Current month's property tax receipts (real and personal)
 - D Current month's refunded interest
 - E Current month's bank ending balance
 - F Cash Balance per G/L Balance Sheet
- *consolidated account ending 1407 (original bond account) into 1409 (refinanced bond account)



**Superstition Fire & Medical District
Debt Retirement Principal (Fund 500) Cash Reconciliation
Fiscal Year 2019 - 2020
7/31/2020**

	Deposits (Cash Receipts)	Cash Disbursements	Book Balance
Book Balance as of: 7/1/2020			\$238,217.08 (A)
<u>Activity During the Month</u>			
Journal Entries:			
Interest Income (Expense):	477.31		477.31 (B)
Cash Receipts			
2008 Real Estate Taxes			-
2009 Real Estate Taxes			-
2010 Real Estate Taxes	0.05		0.05
2011 Real Estate Taxes	0.07		0.07
2012 Real Estate Taxes	0.09		0.09
2013 Real Estate Taxes	0.09		0.09
2014 Real Estate Taxes	0.09		0.09
2015 Real Estate Taxes	(43.09)		(43.09)
2016 Real Estate Taxes	(83.62)		(83.62)
2017 Real Estate Taxes	(108.78)		(108.78)
2018 Real Estate Taxes	2.75		2.75
2019 Real Estate Taxes	939.96		939.96
2007 Pers. Prop. Taxes			-
2008 Pers. Prop. Taxes			-
2009 Pers. Prop. Taxes			-
2010 Pers. Prop. Taxes			-
2011 Pers. Prop. Taxes	3.01		3.01
2012 Pers. Prop. Taxes	1.66		1.66
2013 Pers. Prop. Taxes			-
2014 Pers. Prop. Taxes	1.66		1.66
2015 Pers. Prop. Taxes	18.67		18.67
2016 Pers. Prop. Taxes	29.74		29.74
2017 Pers. Prop. Taxes	(6.49)		(6.49)
2018 Pers. Prop. Taxes	(462.88)		(462.88)
2019 Pers. Prop. Taxes	204.40		204.40
SRP Contributions			-
Deposits			-
Revenue Transfer			-
Cash Disbursements			
A) Accounts Payable			-
B) Transfer In / Out			-
C) Refund Interest		(0.49)	(0.49) (D)
	\$974.69	(0.49)	\$239,191.28
<u>Pinal County Bank Balance</u>			
Ending Bank Balance as of: 7/31/2020		Balance from YTD Column	\$ 239,191.28 (E)
Less: Outstanding Warrants		Check #	-
Plus: Deposits in Transit			-
			\$ 239,191.28
Prepared by: <i>[Signature]</i> 8/13/2020			Balance per B/S \$ 239,191.28 (F)
Reviewed by: <i>[Signature]</i> 8/10/2020			Difference \$



Pinal County Treasurer

Monthly Statement

Date Range: 7/1/2020 to 7/31/2020

Account	Period	YTD	
6116421409	Super-Fire & Med Debt Refunding Prin Series 2018		
Begin Balance:	(A) 238,217.08	238,217.08	
Income:	974.69	974.69	
LOC Advance:	.00	.00	
Expense:	(.49)	(.49)	LOC: .00
LOC Payments:	.00	.00	Warrants Outstanding: .00
Cash Balance:	(E) 239,191.28	239,191.28	End: 239,191.28


Monthly Statement Summary

Source Code	Description	MTDAmount	YTDAmount
6116421409	Super Fire & Med Debt Refunding Prin Series 2018	Beginning Balance: 238,217.08	238,217.08
11100.2018	2018 Real Estate Taxes	2.75	2.75
11100.2019	2019 Real Estate Taxes	939.96	939.96
12100.2018	2018 Personal Property Taxes	(462.88)	(462.88)
12100.2019	2019 Personal Property Taxes	204.40	204.40
18200.2010	2010 Taxes Transferred	.05	.05
18200.2011	2011 Taxes Transferred	3.08	3.08
18200.2012	2012 Taxes Transferred	1.75	1.75
18200.2013	2013 Taxes Transferred	.09	.09
18200.2014	2014 Taxes Transferred	1.75	1.75
18200.2015	2015 Taxes Transferred	(24.42)	(24.42)
18200.2016	2016 Taxes Transferred	(53.88)	(53.88)
18200.2017	2017 Taxes Transferred	(115.27)	(115.27)
21100.43	Wells Fargo Trust Investment Interest	.13	.13
21100.46	Wells Fargo Investment Investment Interest	4.04	4.04
21100.47	WF Money Market Investment Interest	24.94	24.94
21100.55	Multi-Bank Securities Investment Interest	60.25	60.25
21100.70	Vining Sparks Investment Interest	268.84	268.84
21100.80	Stifel Nicolaus & Company Investment Interest	119.11	119.11
90400.0	Refund Interest	(.49)	(.49)
Ending Balance:		239,191.28	239,191.28

Handwritten notes: (C) \$497.38, (B) \$477.31, (D)

Monthly Statement Detail

Date	Notes	Doc #	Amount	C/D
6116421409 Super Fire & Med Debt Refunding Prin Series 2018			Beginning Balance: 238,217.08	
11100.2018	2018 Real Estate Taxes		Source Code Total: 2.75	
07/01	Tax Distribution	0	.12	C
07/13	Tax Distribution	0	.24	C
07/17	Tax Distribution	0	.64	C
07/21	Tax Distribution	0	.24	C
07/27	Tax Distribution	0	1.51	C
11100.2019	2019 Real Estate Taxes		Source Code Total: 939.96	
07/01	Tax Distribution	0	(20.60)	C
07/01	Tax Distribution	0	23.85	C
07/01	Tax Distribution	0	23.79	C
07/01	Tax Distribution	0	10.47	C
07/02	Tax Distribution	0	73.25	C
07/02	Tax Distribution	0	37.87	C
07/02	Tax Distribution	0	8.40	C
07/06	Tax Distribution	0	6.45	C
07/06	Tax Distribution	0	63.85	C
07/07	Tax Distribution	0	26.07	C



Pinal County Treasurer

Monthly Statement

Date Range: 7/1/2020 to 7/31/2020

07/07 Tax Distribution	0	.87	C
07/08 Tax Distribution	0	3.40	C
07/08 Tax Distribution	0	20.40	C
07/08 Tax Distribution	0	6.11	C
07/09 Tax Distribution	0	5.17	C
07/09 Tax Distribution	0	7.59	C
07/09 Tax Distribution	0	17.82	C
07/09 Tax Distribution	0	2.58	C
07/10 Tax Distribution	0	1.97	C
07/10 Tax Distribution	0	7.40	C
07/10 Tax Distribution	0	12.91	C
07/13 Tax Distribution	0	16.56	C
07/13 Tax Distribution	0	11.20	C
07/13 Tax Distribution	0	.27	C
07/14 Tax Distribution	0	2.85	C
07/14 Tax Distribution	0	34.51	C
07/14 Tax Distribution	0	2.15	C
07/14 Tax Distribution	0	4.39	C
07/15 Tax Distribution	0	25.62	C
07/15 Tax Distribution	0	11.36	C
07/15 Tax Distribution	0	8.12	C
07/16 Tax Distribution	0	124.47	C
07/16 Tax Distribution	0	.11	C
07/17 Tax Distribution	0	61.82	C
07/17 Tax Distribution	0	25.28	C
07/20 Tax Distribution	0	(23.92)	C
07/20 Tax Distribution	0	6.03	C
07/21 Tax Distribution	0	78.61	C
07/21 Tax Distribution	0	1.39	C
07/22 Tax Distribution	0	8.95	C
07/23 Tax Distribution	0	6.89	C
07/23 Tax Distribution	0	36.43	C
07/23 Tax Distribution	0	.80	C
07/24 Tax Distribution	0	28.45	C
07/27 Tax Distribution	0	(11.81)	C
07/27 Tax Distribution	0	13.47	C
07/27 Tax Distribution	0	1.30	C
07/28 Tax Distribution	0	8.50	C
07/28 Tax Distribution	0	1.60	C
07/28 Tax Distribution	0	23.81	C
07/29 Tax Distribution	0	14.45	C
07/29 Tax Distribution	0	12.42	C
07/29 Tax Distribution	0	4.47	C
07/30 Tax Distribution	0	17.87	C
07/30 Tax Distribution	0	1.29	C
07/30 Tax Distribution	0	4.46	C
07/31 Tax Distribution	0	26.74	C
07/31 Tax Distribution	0	.25	C
07/31 Tax Distribution	0	(4.71)	C
07/31 Tax Distribution	0	13.89	C
12-00.2018 2018 Personal Property Taxes			Source Code Total: (462.88)
07/01 Tax Distribution	0	.68	C
07/01 Tax Distribution	0	(14.65)	C
07/07 Tax Distribution	0	1.90	C
07/08 Tax Distribution	0	.28	C
07/08 Tax Distribution	0	.23	C
07/09 Tax Distribution	0	3.41	C

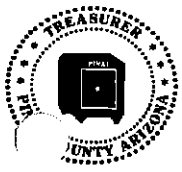


Pinal County Treasurer

Monthly Statement

Date Range: 7/1/2020 to 7/31/2020

07/13	Tax Distribution	0	.91	C
07/13	Tax Distribution	0	2.11	C
07/14	Tax Distribution	0	1.32	C
07/14	Tax Distribution	0	1.93	C
07/16	Tax Distribution	0	(12.12)	C
07/17	Tax Distribution	0	(112.70)	C
07/17	Tax Distribution	0	1.90	C
07/20	Tax Distribution	0	8.42	C
07/22	Tax Distribution	0	(85.28)	C
07/23	Tax Distribution	0	(9.95)	C
07/24	Tax Distribution	0	.96	C
07/27	Tax Distribution	0	(11.82)	C
07/27	Tax Distribution	0	(31.09)	C
07/28	Tax Distribution	0	(4.25)	C
07/28	Tax Distribution	0	(8.70)	C
07/29	Tax Distribution	0	1.12	C
07/29	Tax Distribution	0	4.28	C
07/30	Tax Distribution	0	(19.85)	C
07/30	Tax Distribution	0	(80.07)	C
07/30	Tax Distribution	0	(33.84)	C
07/30	Tax Distribution	0	(25.78)	C
07/31	Tax Distribution	0	1.13	C
07/31	Tax Distribution	0	(43.36)	C
0.2019 2019 Personal Property Taxes			Source Code Total: 204.40	
07/01	Tax Distribution	0	4.18	C
07/02	Tax Distribution	0	106.26	C
07/02	Tax Distribution	0	6.35	C
07/02	Tax Distribution	0	.09	C
07/02	Tax Distribution	0	6.43	C
07/06	Tax Distribution	0	2.31	C
07/07	Tax Distribution	0	.57	C
07/07	Tax Distribution	0	1.53	C
07/08	Tax Distribution	0	2.09	C
07/08	Tax Distribution	0	2.14	C
07/08	Tax Distribution	0	4.24	C
07/09	Tax Distribution	0	3.69	C
07/10	Tax Distribution	0	19.98	C
07/10	Tax Distribution	0	.69	C
07/13	Tax Distribution	0	1.03	C
07/13	Tax Distribution	0	.78	C
07/13	Tax Distribution	0	1.67	C
07/14	Tax Distribution	0	2.38	C
07/14	Tax Distribution	0	.60	C
07/14	Tax Distribution	0	2.32	C
07/17	Tax Distribution	0	.02	C
07/17	Tax Distribution	0	2.80	C
07/20	Tax Distribution	0	6.18	C
07/21	Tax Distribution	0	8.91	C
07/21	Tax Distribution	0	8.53	C
07/22	Tax Distribution	0	11.58	C
07/23	Tax Distribution	0	.94	C
07/24	Tax Distribution	0	.77	C
07/27	Tax Distribution	0	3.90	C
07/28	Tax Distribution	0	.41	C
07/28	Tax Distribution	0	(5.24)	C
07/29	Tax Distribution	0	7.26	C
07/29	Tax Distribution	0	3.47	C



Pinal County Treasurer

Monthly Statement

Date Range: 7/1/2020 to 7/31/2020

07/30 Tax Distribution	0	1.52	C
07/30 Tax Distribution	0	(18.18)	C
07/31 Tax Distribution	0	2.20	C
18200.2010 2010 Taxes Transferred		Source Code Total: .05	
07/21 MATURED DEBT SVC FR 6-11642-1407	0	.05	C
18200.2011 2011 Taxes Transferred		Source Code Total: 3.08	
07/09 MATURED DEBT SVC FR 6-11642-1407	0	.13	C
07/13 MATURED DEBT SVC FR 6-11642-1407	0	2.71	C
07/14 MATURED DEBT SVC FR 6-11642-1407	0	.14	C
07/21 MATURED DEBT SVC FR 6-11642-1407	0	.07	C
07/28 MATURED DEBT SVC FR 6-11642-1407	0	.03	C
18200.2012 2012 Taxes Transferred		Source Code Total: 1.75	
07/13 MATURED DEBT SVC FR 6-11642-1407	0	1.66	C
07/21 MATURED DEBT SVC FR 6-11642-1407	0	.09	C
18200.2013 2013 Taxes Transferred		Source Code Total: .09	
07/21 MATURED DEBT SVC FR 6-11642-1407	0	.09	C
18200.2014 2014 Taxes Transferred		Source Code Total: 1.75	
07/15 MATURED DEBT SVC FR 6-11642-1407	0	1.66	C
07/21 MATURED DEBT SVC FR 6-11642-1407	0	.09	C
18200.2015 2015 Taxes Transferred		Source Code Total: (24.42)	
07/01 MATURED DEBT SVC FR 6-11642-1407	0	.09	C
07/01 MATURED DEBT SVC FR 6-11642-1407	0	.21	C
07/06 MATURED DEBT SVC FR 6-11642-1407	0	.78	C
07/10 MATURED DEBT SVC FR 6-11642-1407	0	.27	C
07/13 MATURED DEBT SVC FR 6-11642-1407	0	.35	C
07/16 MATURED DEBT SVC FR 6-11642-1407	0	(2.85)	C
07/16 MATURED DEBT SVC FR 6-11642-1407	0	.12	C
07/16 MATURED DEBT SVC FR 6-11642-1407	0	.23	C
07/17 MATURED DEBT SVC FR 6-11642-1407	0	2.56	C
07/20 MATURED DEBT SVC FR 6-11642-1407	0	6.74	C
07/21 MATURED DEBT SVC FR 6-11642-1407	0	.10	C
07/22 MATURED DEBT SVC FR 6-11642-1407	0	(1.19)	C
07/22 MATURED DEBT SVC FR 6-11642-1407	0	(11.58)	C
07/22 MATURED DEBT SVC FR 6-11642-1407	0	1.16	C
07/23 MATURED DEBT SVC FR 6-11642-1407	0	(1.19)	C
07/23 MATURED DEBT SVC FR 6-11642-1407	0	(.78)	C
07/23 MATURED DEBT SVC FR 6-11642-1407	0	1.31	C
07/27 MATURED DEBT SVC FR 6-11642-1407	0	(3.74)	C
07/27 MATURED DEBT SVC FR 6-11642-1407	0	.73	C
07/27 MATURED DEBT SVC FR 6-11642-1407	0	.45	C
07/28 MATURED DEBT SVC FR 6-11642-1407	0	(17.78)	C
07/28 MATURED DEBT SVC FR 6-11642-1407	0	(3.04)	C
07/29 MATURED DEBT SVC FR 6-11642-1407	0	.50	C
07/30 MATURED DEBT SVC FR 6-11642-1407	0	(1.04)	C
07/31 MATURED DEBT SVC FR 6-11642-1407	0	1.51	C
07/31 MATURED DEBT SVC FR 6-11642-1407	0	1.66	C
18200.2016 2016 Taxes Transferred		Source Code Total: (53.88)	
07/01 MATURED DEBT SVC FR 6-11642-1407	0	.14	C
07/01 MATURED DEBT SVC FR 6-11642-1407	0	.24	C
07/02 MATURED DEBT SVC FR 6-11642-1407	0	.83	C
07/06 MATURED DEBT SVC FR 6-11642-1407	0	.82	C
07/07 MATURED DEBT SVC FR 6-11642-1407	0	1.19	C
07/08 MATURED DEBT SVC FR 6-11642-1407	0	.23	C
07/09 MATURED DEBT SVC FR 6-11642-1407	0	2.86	C
07/13 MATURED DEBT SVC FR 6-11642-1407	0	5.07	C
07/16 MATURED DEBT SVC FR 6-11642-1407	0	(1.78)	C
07/16 MATURED DEBT SVC FR 6-11642-1407	0	.11	C




Pinal County Treasurer

Monthly Statement

Date Range: 7/1/2020 to 7/31/2020

07/16	MATURED DEBT SVC FR 6-11642-1407	0	.24	C
07/17	MATURED DEBT SVC FR 6-11642-1407	0	(18.68)	C
07/17	MATURED DEBT SVC FR 6-11642-1407	0	4.14	C
07/20	MATURED DEBT SVC FR 6-11642-1407	0	6.94	C
07/21	MATURED DEBT SVC FR 6-11642-1407	0	(4.22)	C
07/21	MATURED DEBT SVC FR 6-11642-1407	0	(3.21)	C
07/21	MATURED DEBT SVC FR 6-11642-1407	0	.30	C
07/22	MATURED DEBT SVC FR 6-11642-1407	0	(.82)	C
07/22	MATURED DEBT SVC FR 6-11642-1407	0	(8.29)	C
07/22	MATURED DEBT SVC FR 6-11642-1407	0	1.50	C
07/23	MATURED DEBT SVC FR 6-11642-1407	0	(.92)	C
07/23	MATURED DEBT SVC FR 6-11642-1407	0	(.57)	C
07/23	MATURED DEBT SVC FR 6-11642-1407	0	1.33	C
07/27	MATURED DEBT SVC FR 6-11642-1407	0	(3.25)	C
07/27	MATURED DEBT SVC FR 6-11642-1407	0	(1.16)	C
07/27	MATURED DEBT SVC FR 6-11642-1407	0	(3.19)	C
07/27	MATURED DEBT SVC FR 6-11642-1407	0	.73	C
07/27	MATURED DEBT SVC FR 6-11642-1407	0	.42	C
07/28	MATURED DEBT SVC FR 6-11642-1407	0	(10.71)	C
07/28	MATURED DEBT SVC FR 6-11642-1407	0	.19	C
07/28	MATURED DEBT SVC FR 6-11642-1407	0	(3.46)	C
07/30	MATURED DEBT SVC FR 6-11642-1407	0	(10.94)	C
07/30	MATURED DEBT SVC FR 6-11642-1407	0	(12.00)	C
07/30	MATURED DEBT SVC FR 6-11642-1407	0	(3.88)	C
07/31	MATURED DEBT SVC FR 6-11642-1407	0	2.92	C
07/31	MATURED DEBT SVC FR 6-11642-1407	0	3.00	C
18200.2017	2017 Taxes Transferred			Source Code Total: (115.27)
07/01	MATURED DEBT SVC FR 6-11642-1407	0	.15	C
07/01	MATURED DEBT SVC FR 6-11642-1407	0	.25	C
07/06	MATURED DEBT SVC FR 6-11642-1407	0	1.09	C
07/07	MATURED DEBT SVC FR 6-11642-1407	0	1.67	C
07/08	MATURED DEBT SVC FR 6-11642-1407	0	.24	C
07/09	MATURED DEBT SVC FR 6-11642-1407	0	3.00	C
07/15	MATURED DEBT SVC FR 6-11642-1407	0	(.76)	C
07/16	MATURED DEBT SVC FR 6-11642-1407	0	(1.79)	C
07/16	MATURED DEBT SVC FR 6-11642-1407	0	.12	C
07/16	MATURED DEBT SVC FR 6-11642-1407	0	.25	C
07/17	MATURED DEBT SVC FR 6-11642-1407	0	(30.54)	C
07/17	MATURED DEBT SVC FR 6-11642-1407	0	4.21	C
07/20	MATURED DEBT SVC FR 6-11642-1407	0	7.28	C
07/21	MATURED DEBT SVC FR 6-11642-1407	0	(5.89)	C
07/21	MATURED DEBT SVC FR 6-11642-1407	0	(4.54)	C
07/22	MATURED DEBT SVC FR 6-11642-1407	0	(.83)	C
07/22	MATURED DEBT SVC FR 6-11642-1407	0	(8.41)	C
07/22	MATURED DEBT SVC FR 6-11642-1407	0	1.53	C
07/23	MATURED DEBT SVC FR 6-11642-1407	0	(.58)	C
07/23	MATURED DEBT SVC FR 6-11642-1407	0	(.93)	C
07/23	MATURED DEBT SVC FR 6-11642-1407	0	1.44	C
07/24	MATURED DEBT SVC FR 6-11642-1407	0	.85	C
07/27	MATURED DEBT SVC FR 6-11642-1407	0	(3.29)	C
07/27	MATURED DEBT SVC FR 6-11642-1407	0	(1.16)	C
07/27	MATURED DEBT SVC FR 6-11642-1407	0	(3.24)	C
07/27	MATURED DEBT SVC FR 6-11642-1407	0	(1.42)	C
07/27	MATURED DEBT SVC FR 6-11642-1407	0	.80	C
07/27	MATURED DEBT SVC FR 6-11642-1407	0	.44	C
07/28	MATURED DEBT SVC FR 6-11642-1407	0	(7.87)	C
07/28	MATURED DEBT SVC FR 6-11642-1407	0	.18	C



Pinal County Treasurer

Monthly Statement

Date Range: 7/1/2020 to 7/31/2020

07/28	MATURED DEBT SVC FR 6-11642-1407	0	(6.90)	C
07/30	MATURED DEBT SVC FR 6-11642-1407	0	(11.08)	C
07/30	MATURED DEBT SVC FR 6-11642-1407	0	(17.84)	C
07/30	MATURED DEBT SVC FR 6-11642-1407	0	(4.67)	C
07/30	MATURED DEBT SVC FR 6-11642-1407	0	(3.94)	C
07/30	MATURED DEBT SVC FR 6-11642-1407	0	(29.07)	C
07/31	MATURED DEBT SVC FR 6-11642-1407	0	2.94	C
07/31	MATURED DEBT SVC FR 6-11642-1407	0	3.04	C
21100.43	Wells Fargo Trust Investment Interest		Source Code Total: .13	
07/02	Investment Interest	0	.13	C
21100.46	Wells Fargo Investment Investment Interest		Source Code Total: 4.04	
07/08	Investment Interest	0	4.04	C
21100.47	WF Money Market Investment Interest		Source Code Total: 24.94	
07/01	Investment Interest	0	24.94	C
21100.55	Multi-Bank Securities Investment Interest		Source Code Total: 60.25	
07/20	Investment Interest	0	60.25	C
21100.70	Vining Sparks Investment Interest		Source Code Total: 268.84	
07/10	Investment Interest	0	74.40	C
07/20	Investment Interest	0	19.59	C
07/21	Investment Interest	0	63.30	C
07/22	Investment Interest	0	55.84	C
07/30	Investment Interest	0	55.71	C
21100.80	Stifel Nicolaus & Company Investment Interest		Source Code Total: 119.11	
07/13	Investment Interest	0	61.58	C
07/29	Investment Interest	0	57.53	C
90400.0	Refund Interest		Source Code Total: (.49)	
07/28	166099 B09-80-17801 2018 Adjustment/Corr Refund	166099	(.23)	D
07/28	166099 B09-80-17801 2018 Adjustment/Corr Refund	166099	(.16)	D
07/28	166099 B09-80-17801 2019 Adjustment/Corr Refund	166099	(.10)	D

6116421409 Super Fire & Med Debt Refunding Prin Series 2018 **Ending Balance: 239,191.28**

Superstition Fire & Medical District

Balance Sheet

As of 7/31/2020

FUND: (500) Debt Retirement Principal Fund

Assets

Current Assets

Fund Cash - Debt Retirement Principal

\$239,191.28

Total Current Assets

\$239,191.28

(F)

Total Assets

\$239,191.28

Liabilities and Equity

Equity

Fund Balance - Debt Retirement Principal

\$238,217.08

Current Year Profit/Loss

974.20

Total Equity

239,191.28

Total Liabilities and Equity

\$239,191.28

Superstition Fire & Medical District Monthly Pinal County Treasurer's Bank Account Reconciliation

600 Debt Interest Fund


Reconciliation References:

- A Previous month's bank ending balance / current month's bank beginning balance
- B Interest Income
- C Current month's property tax receipts (real and personal)
- D Current month's refunded interest
- E Current month's bank ending balance
- F Cash Balance per G/L Balance Sheet
*consolidated account ending 1408 (original bond account) into 1410 (refinanced bond account)



**Superstition Fire & Medical District
Debt Retirement Interest (Fund 600) Cash Reconciliation
Fiscal Year 2019 - 2020
7/31/2020**

	Deposits (Cash Receipts)	Cash Disbursements	Treasurer's Balance	Book Balance
Book Balance as of: 7/1/2020				\$71,044.62 (A)
<u>Activity During the Month</u>				
Journal Entries:				
Interest Income (Expense):	79.22			79.22 (B)
Cash Receipts				
2007 Real Estate Taxes				-
2008 Real Estate Taxes				-
2009 Real Estate Taxes				-
2010 Real Estate Taxes	0.06			0.06
2011 Real Estate Taxes	0.08			0.08
2012 Real Estate Taxes	0.09			0.09
2013 Real Estate Taxes	0.08			0.08
2014 Real Estate Taxes	0.08			0.08
2015 Real Estate Taxes	(32.94)			(32.94)
2016 Real Estate Taxes	(57.58)			(57.58)
2017 Real Estate Taxes	(66.41)			(66.41)
2018 Real Estate Taxes	0.40			0.40
2019 Real Estate Taxes	289.76			289.76 (C)
2007 Pers. Prop. Taxes				-
2008 Pers. Prop. Taxes				-
2009 Pers. Prop. Taxes				-
2010 Pers. Prop. Taxes				-
2011 Pers. Prop. Taxes	3.60			3.60
2012 Pers. Prop. Taxes	1.56			1.56
2013 Pers. Prop. Taxes				-
2014 Pers. Prop. Taxes	1.42			1.42
2015 Pers. Prop. Taxes	14.26			14.26
2016 Pers. Prop. Taxes	20.48			20.48
2017 Pers. Prop. Taxes	(3.93)			(3.93)
2018 Pers. Prop. Taxes	(64.58)			(64.58)
2019 Pers. Prop. Taxes	62.93			62.93
SRP Contributions				-
Deposits				
Revenue Transfer				
Cash Disbursements				
A) Accounts Payable				-
B) Transfer In / Out				-
C) Refund Interest		(0.08)		(0.08) (D)
	\$248.58	(0.08)		\$71,293.12
<u>Pinal County Bank Balance</u>				
Ending Bank Balance as of: 7/31/2020				\$ 71,293.12 (E)
				Check #
Less: Outstanding Warrants				-
Plus: Deposits in Transit				-
				\$ 71,293.12
Prepared by: <i>Trish Duke 8/3/2020</i>				Balance per B/S \$ 71,293.12 (F)
Reviewed by: <i>Rogan Wood 8/10/2020</i>				Difference \$



Pinal County Treasurer

Monthly Statement

Date Range: 7/1/2020 to 7/31/2020

Account	Period	YTD	
6116421410	Super Fire & Med Debt Refunding Int Series 2018		
Begin Balance:	(A) 71,044.62	71,044.62	
Income:	248.58	248.58	
LOC Advance:	.00	.00	
Expense:	(.08)	(.08)	LOC: .00
LOC Payments:	.00	.00	Warrants Outstanding: .00
Cash Balance:	(E) 71,293.12	71,293.12	End: 71,293.12

Monthly Statement Summary

Source Code	Description	MTDAmount	YTDAmount
6116421410	Super Fire & Med Debt Refunding Int Series 2018	Beginning Balance: 71,044.62	71,044.62
11100.2018	2018 Real Estate Taxes	.40	.40
11100.2019	2019 Real Estate Taxes	289.76	289.76
12100.2018	2018 Personal Property Taxes	(64.58)	(64.58)
12100.2019	2019 Personal Property Taxes	62.93	62.93
18200.2010	2010 Taxes Transferred	.06	.06
18200.2011	2011 Taxes Transferred	3.68	3.68
18200.2012	2012 Taxes Transferred	1.65	1.65
18200.2013	2013 Taxes Transferred	.08	.08
18200.2014	2014 Taxes Transferred	1.50	1.50
18200.2015	2015 Taxes Transferred	(18.68)	(18.68)
18200.2016	2016 Taxes Transferred	(37.10)	(37.10)
18200.2017	2017 Taxes Transferred	(70.34)	(70.34)
21100.43	Wells Fargo Trust Investment Interest	.02	.02
21100.46	Wells Fargo Investment Investment Interest	.65	.65
21100.47	WF Money Market Investment Interest	4.44	4.44
21100.55	Multi-Bank Securities Investment Interest	9.84	9.84
21100.70	Vining Sparks Investment Interest	44.59	44.59
21100.80	Stifel Nicolaus & Company Investment Interest	19.68	19.68
90400.0	Refund Interest	(.08)	(.08)
	Ending Balance:	71,293.12	71,293.12

Handwritten notes: (C) \$16936, (B) \$17922, (D)

Monthly Statement Detail

Date	Notes	Doc #	Amount	C/D
6116421410 Super Fire & Med Debt Refunding Int Series 2018			Beginning Balance: 71,044.62	
11100.2018	2018 Real Estate Taxes		Source Code Total: .40	
07/01	Tax Distribution	0	.02	C
07/13	Tax Distribution	0	.04	C
07/17	Tax Distribution	0	.09	C
07/21	Tax Distribution	0	.04	C
07/27	Tax Distribution	0	.21	C
11100.2019	2019 Real Estate Taxes		Source Code Total: 289.76	
07/01	Tax Distribution	0	(6.35)	C
07/01	Tax Distribution	0	7.35	C
07/01	Tax Distribution	0	7.34	C
07/01	Tax Distribution	0	3.23	C
07/02	Tax Distribution	0	22.58	C
07/02	Tax Distribution	0	11.67	C
07/02	Tax Distribution	0	2.59	C
07/06	Tax Distribution	0	1.99	C
07/06	Tax Distribution	0	19.69	C
07/07	Tax Distribution	0	8.04	C



Pinal County Treasurer

Monthly Statement

Date Range: 7/1/2020 to 7/31/2020

07/07 Tax Distribution	0	.27	C
07/08 Tax Distribution	0	1.04	C
07/08 Tax Distribution	0	6.29	C
07/08 Tax Distribution	0	1.89	C
07/09 Tax Distribution	0	1.59	C
07/09 Tax Distribution	0	2.34	C
07/09 Tax Distribution	0	5.50	C
07/09 Tax Distribution	0	.80	C
07/10 Tax Distribution	0	.61	C
07/10 Tax Distribution	0	2.29	C
07/10 Tax Distribution	0	3.98	C
07/13 Tax Distribution	0	5.10	C
07/13 Tax Distribution	0	3.45	C
07/13 Tax Distribution	0	.08	C
07/14 Tax Distribution	0	.88	C
07/14 Tax Distribution	0	10.63	C
07/14 Tax Distribution	0	.66	C
07/14 Tax Distribution	0	1.35	C
07/15 Tax Distribution	0	7.90	C
07/15 Tax Distribution	0	3.50	C
07/15 Tax Distribution	0	2.50	C
07/16 Tax Distribution	0	38.35	C
07/16 Tax Distribution	0	.03	C
07/17 Tax Distribution	0	19.05	C
07/17 Tax Distribution	0	7.81	C
07/20 Tax Distribution	0	(7.37)	C
07/20 Tax Distribution	0	1.86	C
07/21 Tax Distribution	0	24.23	C
07/21 Tax Distribution	0	.43	C
07/22 Tax Distribution	0	2.76	C
07/23 Tax Distribution	0	2.12	C
07/23 Tax Distribution	0	11.22	C
07/23 Tax Distribution	0	.25	C
07/24 Tax Distribution	0	8.77	C
07/27 Tax Distribution	0	(3.64)	C
07/27 Tax Distribution	0	4.15	C
07/27 Tax Distribution	0	.41	C
07/28 Tax Distribution	0	2.62	C
07/28 Tax Distribution	0	.49	C
07/28 Tax Distribution	0	7.34	C
07/29 Tax Distribution	0	4.46	C
07/29 Tax Distribution	0	3.83	C
07/29 Tax Distribution	0	1.38	C
07/30 Tax Distribution	0	5.51	C
07/30 Tax Distribution	0	.40	C
07/30 Tax Distribution	0	1.37	C
07/31 Tax Distribution	0	8.24	C
07/31 Tax Distribution	0	.08	C
07/31 Tax Distribution	0	(1.45)	C
07/31 Tax Distribution	0	4.28	C
12-00.2018 2018 Personal Property Taxes		Source Code Total: (64.58)	
07/01 Tax Distribution	0	.09	C
07/01 Tax Distribution	0	(2.05)	C
07/07 Tax Distribution	0	.26	C
07/08 Tax Distribution	0	.04	C
07/08 Tax Distribution	0	.03	C
07/09 Tax Distribution	0	.48	C




Pinal County Treasurer

Monthly Statement

Date Range: 7/1/2020 to 7/31/2020

07/13 Tax Distribution	0	.13	C
07/13 Tax Distribution	0	.29	C
07/14 Tax Distribution	0	.18	C
07/14 Tax Distribution	0	.27	C
07/16 Tax Distribution	0	(1.70)	C
07/17 Tax Distribution	0	(15.72)	C
07/17 Tax Distribution	0	.27	C
07/20 Tax Distribution	0	1.17	C
07/22 Tax Distribution	0	(11.89)	C
07/23 Tax Distribution	0	(1.37)	C
07/24 Tax Distribution	0	.13	C
07/27 Tax Distribution	0	(1.64)	C
07/27 Tax Distribution	0	(4.34)	C
07/28 Tax Distribution	0	(.59)	C
07/28 Tax Distribution	0	(1.22)	C
07/29 Tax Distribution	0	.16	C
07/29 Tax Distribution	0	.60	C
07/30 Tax Distribution	0	(2.77)	C
07/30 Tax Distribution	0	(11.18)	C
07/30 Tax Distribution	0	(4.72)	C
07/30 Tax Distribution	0	(3.60)	C
07/31 Tax Distribution	0	.15	C
07/31 Tax Distribution	0	(6.04)	C
10.2019 2019 Personal Property Taxes		Source Code Total: 62.93	
07/01 Tax Distribution	0	1.29	C
07/02 Tax Distribution	0	32.72	C
07/02 Tax Distribution	0	1.96	C
07/02 Tax Distribution	0	.01	C
07/02 Tax Distribution	0	1.98	C
07/06 Tax Distribution	0	.71	C
07/07 Tax Distribution	0	.18	C
07/07 Tax Distribution	0	.47	C
07/08 Tax Distribution	0	.64	C
07/08 Tax Distribution	0	.66	C
07/08 Tax Distribution	0	1.31	C
07/09 Tax Distribution	0	1.14	C
07/10 Tax Distribution	0	6.17	C
07/10 Tax Distribution	0	.21	C
07/13 Tax Distribution	0	.32	C
07/13 Tax Distribution	0	.24	C
07/13 Tax Distribution	0	.51	C
07/14 Tax Distribution	0	.73	C
07/14 Tax Distribution	0	.18	C
07/14 Tax Distribution	0	.71	C
07/17 Tax Distribution	0	.01	C
07/17 Tax Distribution	0	.86	C
07/20 Tax Distribution	0	1.91	C
07/21 Tax Distribution	0	2.74	C
07/21 Tax Distribution	0	2.63	C
07/22 Tax Distribution	0	3.56	C
07/23 Tax Distribution	0	.29	C
07/24 Tax Distribution	0	.24	C
07/27 Tax Distribution	0	1.20	C
07/28 Tax Distribution	0	.12	C
07/28 Tax Distribution	0	(1.62)	C
07/29 Tax Distribution	0	2.24	C
07/29 Tax Distribution	0	1.07	C



Pinal County Treasurer

Monthly Statement

Date Range: 7/1/2020 to 7/31/2020

07/30 Tax Distribution	0	.47	C
07/30 Tax Distribution	0	(5.61)	C
07/31 Tax Distribution	0	.68	C
18200.2010 2010 Taxes Transferred		Source Code Total: .06	
07/21 MATURED DEBT SVC FR 6-11642-1408	0	.06	C
18200.2011 2011 Taxes Transferred		Source Code Total: 3.68	
07/09 MATURED DEBT SVC FR 6-11642-1408	0	.15	C
07/13 MATURED DEBT SVC FR 6-11642-1408	0	3.25	C
07/14 MATURED DEBT SVC FR 6-11642-1408	0	.17	C
07/21 MATURED DEBT SVC FR 6-11642-1408	0	.08	C
07/28 MATURED DEBT SVC FR 6-11642-1408	0	.03	C
18200.2012 2012 Taxes Transferred		Source Code Total: 1.65	
07/13 MATURED DEBT SVC FR 6-11642-1408	0	1.56	C
07/21 MATURED DEBT SVC FR 6-11642-1408	0	.09	C
18200.2013 2013 Taxes Transferred		Source Code Total: .08	
07/21 MATURED DEBT SVC FR 6-11642-1408	0	.08	C
18200.2014 2014 Taxes Transferred		Source Code Total: 1.50	
07/15 MATURED DEBT SVC FR 6-11642-1408	0	1.42	C
07/21 MATURED DEBT SVC FR 6-11642-1408	0	.08	C
18200.2015 2015 Taxes Transferred		Source Code Total: (18.68)	
07/01 MATURED DEBT SVC FR 6-11642-1408	0	.07	C
07/01 MATURED DEBT SVC FR 6-11642-1408	0	.16	C
07/06 MATURED DEBT SVC FR 6-11642-1408	0	.60	C
07/10 MATURED DEBT SVC FR 6-11642-1408	0	.20	C
07/13 MATURED DEBT SVC FR 6-11642-1408	0	.27	C
07/16 MATURED DEBT SVC FR 6-11642-1408	0	(2.18)	C
07/16 MATURED DEBT SVC FR 6-11642-1408	0	.09	C
07/16 MATURED DEBT SVC FR 6-11642-1408	0	.18	C
07/17 MATURED DEBT SVC FR 6-11642-1408	0	1.96	C
07/20 MATURED DEBT SVC FR 6-11642-1408	0	5.16	C
07/21 MATURED DEBT SVC FR 6-11642-1408	0	.08	C
07/22 MATURED DEBT SVC FR 6-11642-1408	0	(.91)	C
07/22 MATURED DEBT SVC FR 6-11642-1408	0	(8.85)	C
07/22 MATURED DEBT SVC FR 6-11642-1408	0	.89	C
07/23 MATURED DEBT SVC FR 6-11642-1408	0	(.91)	C
07/23 MATURED DEBT SVC FR 6-11642-1408	0	(.60)	C
07/23 MATURED DEBT SVC FR 6-11642-1408	0	.99	C
07/27 MATURED DEBT SVC FR 6-11642-1408	0	(2.86)	C
07/27 MATURED DEBT SVC FR 6-11642-1408	0	.55	C
07/27 MATURED DEBT SVC FR 6-11642-1408	0	.34	C
07/28 MATURED DEBT SVC FR 6-11642-1408	0	(13.60)	C
07/28 MATURED DEBT SVC FR 6-11642-1408	0	(2.32)	C
07/29 MATURED DEBT SVC FR 6-11642-1408	0	.38	C
07/30 MATURED DEBT SVC FR 6-11642-1408	0	(.79)	C
07/31 MATURED DEBT SVC FR 6-11642-1408	0	1.15	C
07/31 MATURED DEBT SVC FR 6-11642-1408	0	1.27	C
18200.2016 2016 Taxes Transferred		Source Code Total: (37.10)	
07/01 MATURED DEBT SVC FR 6-11642-1408	0	.10	C
07/01 MATURED DEBT SVC FR 6-11642-1408	0	.16	C
07/02 MATURED DEBT SVC FR 6-11642-1408	0	.57	C
07/06 MATURED DEBT SVC FR 6-11642-1408	0	.56	C
07/07 MATURED DEBT SVC FR 6-11642-1408	0	.82	C
07/08 MATURED DEBT SVC FR 6-11642-1408	0	.16	C
07/09 MATURED DEBT SVC FR 6-11642-1408	0	1.97	C
07/13 MATURED DEBT SVC FR 6-11642-1408	0	3.49	C
07/16 MATURED DEBT SVC FR 6-11642-1408	0	(1.22)	C
07/16 MATURED DEBT SVC FR 6-11642-1408	0	.08	C



Pinal County Treasurer

Monthly Statement

Date Range: 7/1/2020 to 7/31/2020

07/16	MATURED DEBT SVC FR 6-11642-1408	0	.16	C
07/17	MATURED DEBT SVC FR 6-11642-1408	0	(12.86)	C
07/17	MATURED DEBT SVC FR 6-11642-1408	0	2.85	C
07/20	MATURED DEBT SVC FR 6-11642-1408	0	4.78	C
07/21	MATURED DEBT SVC FR 6-11642-1408	0	(2.91)	C
07/21	MATURED DEBT SVC FR 6-11642-1408	0	(2.21)	C
07/21	MATURED DEBT SVC FR 6-11642-1408	0	.21	C
07/22	MATURED DEBT SVC FR 6-11642-1408	0	(.56)	C
07/22	MATURED DEBT SVC FR 6-11642-1408	0	(5.71)	C
07/22	MATURED DEBT SVC FR 6-11642-1408	0	1.03	C
07/23	MATURED DEBT SVC FR 6-11642-1408	0	(.63)	C
07/23	MATURED DEBT SVC FR 6-11642-1408	0	(.39)	C
07/23	MATURED DEBT SVC FR 6-11642-1408	0	.92	C
07/27	MATURED DEBT SVC FR 6-11642-1408	0	(2.24)	C
07/27	MATURED DEBT SVC FR 6-11642-1408	0	(.80)	C
07/27	MATURED DEBT SVC FR 6-11642-1408	0	(2.20)	C
07/27	MATURED DEBT SVC FR 6-11642-1408	0	.51	C
07/27	MATURED DEBT SVC FR 6-11642-1408	0	.29	C
07/28	MATURED DEBT SVC FR 6-11642-1408	0	(7.37)	C
07/28	MATURED DEBT SVC FR 6-11642-1408	0	.13	C
07/28	MATURED DEBT SVC FR 6-11642-1408	0	(2.38)	C
07/30	MATURED DEBT SVC FR 6-11642-1408	0	(7.53)	C
07/30	MATURED DEBT SVC FR 6-11642-1408	0	(8.28)	C
07/30	MATURED DEBT SVC FR 6-11642-1408	0	(2.67)	C
07/31	MATURED DEBT SVC FR 6-11642-1408	0	2.01	C
07/31	MATURED DEBT SVC FR 6-11642-1408	0	2.06	C
18200.2017 2017 Taxes Transferred			Source Code Total: (70.34)	
07/01	MATURED DEBT SVC FR 6-11642-1408	0	.09	C
07/01	MATURED DEBT SVC FR 6-11642-1408	0	.15	C
07/06	MATURED DEBT SVC FR 6-11642-1408	0	.67	C
07/07	MATURED DEBT SVC FR 6-11642-1408	0	1.02	C
07/08	MATURED DEBT SVC FR 6-11642-1408	0	.15	C
07/09	MATURED DEBT SVC FR 6-11642-1408	0	1.83	C
07/15	MATURED DEBT SVC FR 6-11642-1408	0	(.46)	C
07/16	MATURED DEBT SVC FR 6-11642-1408	0	(1.10)	C
07/16	MATURED DEBT SVC FR 6-11642-1408	0	.07	C
07/16	MATURED DEBT SVC FR 6-11642-1408	0	.15	C
07/17	MATURED DEBT SVC FR 6-11642-1408	0	(18.64)	C
07/17	MATURED DEBT SVC FR 6-11642-1408	0	2.57	C
07/20	MATURED DEBT SVC FR 6-11642-1408	0	4.44	C
07/21	MATURED DEBT SVC FR 6-11642-1408	0	(3.60)	C
07/21	MATURED DEBT SVC FR 6-11642-1408	0	(2.77)	C
07/22	MATURED DEBT SVC FR 6-11642-1408	0	(.51)	C
07/22	MATURED DEBT SVC FR 6-11642-1408	0	(5.13)	C
07/22	MATURED DEBT SVC FR 6-11642-1408	0	.94	C
07/23	MATURED DEBT SVC FR 6-11642-1408	0	(.35)	C
07/23	MATURED DEBT SVC FR 6-11642-1408	0	(.57)	C
07/23	MATURED DEBT SVC FR 6-11642-1408	0	.88	C
07/24	MATURED DEBT SVC FR 6-11642-1408	0	.52	C
07/27	MATURED DEBT SVC FR 6-11642-1408	0	(2.01)	C
07/27	MATURED DEBT SVC FR 6-11642-1408	0	(.71)	C
07/27	MATURED DEBT SVC FR 6-11642-1408	0	(1.98)	C
07/27	MATURED DEBT SVC FR 6-11642-1408	0	(.87)	C
07/27	MATURED DEBT SVC FR 6-11642-1408	0	.49	C
07/27	MATURED DEBT SVC FR 6-11642-1408	0	.27	C
07/28	MATURED DEBT SVC FR 6-11642-1408	0	(4.81)	C
07/28	MATURED DEBT SVC FR 6-11642-1408	0	.11	C



Pinal County Treasurer

Monthly Statement

Date Range: 7/1/2020 to 7/31/2020

07/28	MATURED DEBT SVC FR 6-11642-1408	0	(4.20)	C
07/30	MATURED DEBT SVC FR 6-11642-1408	0	(6.76)	C
07/30	MATURED DEBT SVC FR 6-11642-1408	0	(10.89)	C
07/30	MATURED DEBT SVC FR 6-11642-1408	0	(2.85)	C
07/30	MATURED DEBT SVC FR 6-11642-1408	0	(2.40)	C
07/30	MATURED DEBT SVC FR 6-11642-1408	0	(17.75)	C
07/31	MATURED DEBT SVC FR 6-11642-1408	0	1.81	C
07/31	MATURED DEBT SVC FR 6-11642-1408	0	1.86	C
21100.43	Wells Fargo Trust Investment Interest		Source Code Total: .02	
07/02	Investment Interest	0	.02	C
21100.46	Wells Fargo Investment Investment Interest		Source Code Total: .65	
07/08	Investment Interest	0	.65	C
21100.47	WF Money Market Investment Interest		Source Code Total: 4.44	
07/01	Investment Interest	0	4.44	C
21100.55	Multi-Bank Securities Investment Interest		Source Code Total: 9.84	
07/20	Investment Interest	0	9.84	C
21100.70	Vining Sparks Investment Interest		Source Code Total: 44.59	
07/10	Investment Interest	0	11.94	C
07/20	Investment Interest	0	3.58	C
07/21	Investment Interest	0	10.44	C
07/22	Investment Interest	0	9.23	C
07/30	Investment Interest	0	9.40	C
21100.80	Stifel Nicolaus & Company Investment Interest		Source Code Total: 19.68	
07/13	Investment Interest	0	9.99	C
07/29	Investment Interest	0	9.69	C
90400.0	Refund Interest		Source Code Total: (.08)	
07/28	166099 B09-80-17801 2018 Adjustment/Corr Refund	166099	(.03)	D
07/28	166099 B09-80-17801 2018 Adjustment/Corr Refund	166099	(.02)	D
07/28	166099 B09-80-17801 2019 Adjustment/Corr Refund	166099	(.03)	D

6116421410 Super Fire & Med Debt Refunding Int Series 2018 **Ending Balance: 71,293.12**

Superstition Fire & Medical District

Balance Sheet

As of 7/31/2020

FUND: (600) Debt Retirement Interest Fund

Assets

Current Assets

Fund Cash - Debt Retirement Interest

\$71,293.12

Total Current Assets

\$71,293.12

(F)

Total Assets

\$71,293.12

Liabilities and Equity

Equity

Fund Balance - Debt Retirement Interest

\$71,044.62

Current Year Profit/Loss

248.50

Total Equity

71,293.12

Total Liabilities and Equity

\$71,293.12