



## Superstition Fire & Medical District Balance Sheet - All Governmental Funds

For Fiscal: 2019-2020 Period Ending: 6/30/20

	100 General	150 Transport	200 Capital Projects	400 Special Revenue	500 Debt Principal	600 Debt Interest	Total
<b>Current Assets</b>							
10100 - FUND CASH	13,945,980.57	1,895,453.91	-	-	-	-	15,841,434.48
10150 - PAYROLL ACCOUNT	(12,145,126.57)	(1,673,223.31)	-	-	-	-	(13,818,349.88)
10200 - FUND CASH - CAPITAL PROJECTS	-	-	596,514.74	-	-	-	596,514.74
10400 - FUND CASH - SPECIAL REVENUE FUND	-	-	-	52,656.98	-	-	52,656.98
10500 - FUND CASH - DEBT RETIREMENT PRINCIPAL	-	-	-	-	238,217.08	-	238,217.08
10600 - FUND CASH - DEBT RETIREMENT INTEREST	-	-	-	-	-	71,044.62	71,044.62
11000 - PETTY CASH - ACCOUNTING	100.00	-	-	-	-	-	100.00
CASH SUBTOTAL	1,800,954.00	222,230.60	596,514.74	52,656.98	238,217.08	71,044.62	2,981,618.02
13000 - ACCOUNTS RECEIVABLE	-	-	-	-	-	-	-
13500 - PROPERTY TAXES RECEIVABLE	-	-	-	-	-	-	-
15000 - DUE FROM OTHER FUNDS	1,316,150.66	-	1,275,295.36	-	-	-	2,591,446.02
15500 - DEPOSIT	-	-	-	-	-	-	-
16000 - PREPAID ITEMS	-	-	-	-	-	-	-
<b>Total Assets:</b>	<b>\$ 3,117,104.66</b>	<b>\$ 222,230.60</b>	<b>\$ 1,871,810.10</b>	<b>\$ 52,656.98</b>	<b>\$ 238,217.08</b>	<b>\$ 71,044.62</b>	<b>\$ 5,573,064.04</b>
<b>Current Liabilities</b>							
21050 - ACCOUNTS PAYABLE	-	-	-	-	-	-	-
21250 - SALES TAX PAYABLE	-	-	-	-	-	-	-
21300 - FEDERAL INCOME WITHHOLDING	-	-	-	-	-	-	-
21400 - SOCIAL SECURITY WITHHOLDING	-	-	-	-	-	-	-
21450 - MEDICARE WITHHOLDING	-	-	-	-	-	-	-
21500 - STATE INCOME TAX WITHHOLDING	-	-	-	-	-	-	-
21660 - HEALTH SAVINGS ACCOUNT	-	-	-	-	-	-	-
21665 - HSA FEES (DUE 3RD PARTY)	-	-	-	-	-	-	-
21700 - PUBLIC SAFETY RETIREMENT	-	-	-	-	-	-	-
21725 - CIVILIAN EMPLOYEE RETIREMENT	-	-	-	-	-	-	-
21800 - PRE-TAX 457 PLAN	-	-	-	-	-	-	-
21925 - VOLUNTARY EMPLOYEE BENEFICIARY ASSOC	-	-	-	-	-	-	-
22200 - DISABILITY INS - VOLUNTARY LONG TERM	-	-	-	-	-	-	-
22300 - LIFE INS - VOLUNTARY SUPPLEMENTAL	-	-	-	-	-	-	-
24000 - AFLAC	-	-	-	-	-	-	-
25000 - DUE TO OTHER FUNDS	-	2,591,446.02	-	-	-	-	2,591,446.02
26000 - DEFERRED REVENUE	-	-	-	-	-	-	-
26550 - ACCRUED PAYROLL & RELATED BENEFITS	-	-	-	-	-	-	-
<b>Total Liabilities:</b>	<b>-</b>	<b>2,591,446.02</b>	<b>-</b>	<b>-</b>	<b>-</b>	<b>-</b>	<b>2,591,446.02</b>
<b>Equity</b>							
31000 - FUND BALANCE	2,948,224.26	(2,427,130.75)	2,013,838.92	48,437.86	239,897.27	41,798.03	2,865,065.59
<b>Beginning Equity:</b>	<b>2,948,224.26</b>	<b>(2,427,130.75)</b>	<b>2,013,838.92</b>	<b>48,437.86</b>	<b>239,897.27</b>	<b>41,798.03</b>	<b>2,865,065.59</b>
CURRENT YEAR PROFIT / LOSS	168,880.40	57,915.33	(142,028.82)	4,219.12	(1,680.19)	29,246.59	116,552.43
<b>Total Current Liabilities and Equity:</b>	<b>\$ 3,117,104.66</b>	<b>\$ 222,230.60</b>	<b>\$ 1,871,810.10</b>	<b>\$ 52,656.98</b>	<b>\$ 238,217.08</b>	<b>\$ 71,044.62</b>	<b>\$ 5,573,064.04</b>



## Superstition Fire & Medical District Cash Flow - All Governmental Funds

June 30, 2020

Month	Status	Beginning Cash Balance	Revenues	Expenditures	Variance	Ending Cash Balance
July	Actual	\$ 2,865,066	\$ 445,637	\$ 1,320,399	\$ (874,762)	\$ 1,990,303
August	Actual	\$ 1,990,303	\$ 448,778	\$ 1,396,057	\$ (947,280)	\$ 1,043,024
September	Actual	\$ 1,043,024	\$ 1,248,107	\$ 1,437,541	\$ (189,433)	\$ 853,590
October	Actual	\$ 853,590	\$ 6,192,259	\$ 1,454,719	\$ 4,737,540	\$ 5,591,131
November	Actual	\$ 5,591,131	\$ 1,609,921	\$ 1,886,205	\$ (276,284)	\$ 5,314,847
December	Actual	\$ 5,314,847	\$ 2,131,360	\$ 1,330,005	\$ 801,355	\$ 6,116,203
January	Actual	\$ 6,116,203	\$ 718,790	\$ 1,431,399	\$ (712,609)	\$ 5,403,594
February	Actual	\$ 5,403,594	\$ 774,409	\$ 2,054,612	\$ (1,280,203)	\$ 4,123,391
March	Actual	\$ 4,123,391	\$ 880,893	\$ 1,810,138	\$ (929,245)	\$ 3,194,146
April	Actual	\$ 3,194,146	\$ 3,723,997	\$ 1,351,410	\$ 2,372,588	\$ 5,566,733
May	Actual	\$ 5,566,733	\$ 1,090,631	\$ 1,824,934	\$ (734,303)	\$ 4,832,430
June	Actual	\$ 4,832,430	\$ 552,154	\$ 2,402,966	\$ (1,850,812)	\$ 2,981,618

Per Arizona Revised Statute (ARS) §48-807(O), the District must produce a Cash Flow Projection Report each fiscal year. This was a new requirement effective September 13, 2013.

The Cash Flow report consists of the combined cash balances of all District Funds. These balances includes the General (100) Fund, Rescue Transport (150), Capital Projects (200) Fund, Bond Proceeds (300) Fund, Special Revenue (400) Fund, CCU Grant (450) Fund, Debt Principal (500) Fund, and Debt Interest (600) Fund.

The first half of the fiscal year's property taxes is due between October 1 and November 1, and the second half is due between March 1 and May 1. Consequently, during the early months of the fiscal year, Capital Projects fund may be utilized to off-set low revenue collections period, but are returned to the Capital Fund when revenue flows increase.

The Cash Flow Projection Report is to be updated monthly with the actual revenues deposited into and expenditures disbursed from the District' cash accounts. It is important to note that the revenues and expenditures are reported here on a Cash Basis.

This report is generated to demonstrate that the Fire District maintains sufficient cash available to satisfy the projected expenditures budgeted over the course of the fiscal year. Close attention should be paid to the Ending Cash Balance columns of this report.

The projections above were derived from an analysis of the District's actual revenues and expenditures for the past three fiscal years and the current year's approved budget. They are to be used as a guide in financial planning. For more detailed information regarding revenues, expenditures, and cash accounts, please refer to the District's Monthly Financial Statements, Warrants Register, and Bank Statements.



# Superstition Fire & Medical District Income Statement Summary

For Fiscal: 2019-2020 Period Ending: 6/30/20

	Original Total Budget	Current Month Actual	YTD Actual Activity	Forecasted Remaining Budget	% Budget Remaining
<b>Fund: 100 - GENERAL</b>					
<b>Revenues</b>					
DIRECT TAXES	13,588,758.00	112,616.01	13,638,079.23	(49,321.23)	-0.4%
OTHER TAXES	487,023.00	9,381.69	487,323.42	(300.42)	-0.1%
CHARGES FOR SERVICES	646,444.00	105,047.29	508,374.20	138,069.80	21.4%
COMMUNITY HEALTH SERVICES	3,000.00	153.00	2,695.45	304.55	10.2%
OTHER INCOME	40,000.00	9,511.53	53,938.20	(13,938.20)	-34.8%
INTERGOVERNMENTAL INCOME	4,000.00	1,067.84	7,972.80	(3,972.80)	-99.3%
OTHER FINANCING SOURCES (USES)	-	-	-	-	0.0%
<b>Revenue Total:</b>	<b>\$ 14,769,225.00</b>	<b>\$ 237,777.36</b>	<b>\$ 14,698,383.30</b>	<b>\$ 70,841.70</b>	<b>0.5%</b>
<b>Expenditures</b>					
ADMINISTRATIVE SERVICES	5,818,695.00	795,601.56	5,924,318.56	(105,623.56)	-1.8%
FINANCIAL SERVICES / RESERVES	1,816,695.89	626.16	3,914.98	1,812,780.91	99.8%
TRAINING SERVICES	47,835.00	3,417.00	20,607.23	27,227.77	56.9%
TECHNICAL SERVICES	615,372.00	41,903.79	497,119.58	118,252.42	19.2%
COMMUNICATION SERVICES	207,868.00	29,802.21	209,133.34	(1,265.34)	-0.6%
EMERGENCY SERVICES	7,844,727.00	590,366.31	7,763,152.02	81,574.98	1.0%
COMMUNITY SERVICES	112,883.00	8,824.26	111,257.19	1,625.81	1.4%
<b>Expenditures Total:</b>	<b>16,464,075.89</b>	<b>1,470,541.29</b>	<b>14,529,502.90</b>	<b>1,934,572.99</b>	<b>11.8%</b>
<b>Net Financial Sources (Uses)</b>	<b>\$ (1,694,850.89)</b>	<b>\$ (1,232,763.93)</b>	<b>\$ 168,880.40</b>	<b>\$ (1,863,731.29)</b>	
<b>Beginning Unrestricted Fund Balance July 1, 2019</b>	<b>1,694,850.89</b>				



# Superstition Fire & Medical District Expenditures - Summary

For Fiscal: 2019-2020 Period Ending: 6/30/20

	Original Total Budget	Current Month Actual	YTD Actual Activity	Forecasted Remaining Budget	% Budget Remaining
<b>Fund: 100 - GENERAL OPERATING</b>					
<b>DIVISION 10: ADMINISTRATIVE SERVICES</b>					
<b>Compensation &amp; Benefits</b>					
Compensation	627,348.00	51,012.54	630,340.10	(2,992.10)	-0.5% <span style="color: red;">●</span>
Employer Provided Benefits	3,933,378.00	496,567.26	4,009,553.40	(76,175.40)	-1.9% <span style="color: red;">●</span>
<b>Operating Expenditures</b>					
Equipment & Machinery	-	-	-	-	0.0% <span style="color: green;">●</span>
Parts & Supplies	457,455.00	175,511.40	512,297.16	(54,842.16)	-12.0% <span style="color: red;">●</span>
Facility Services	245,686.00	35,183.59	224,450.83	21,235.17	8.6% <span style="color: green;">●</span>
Operating Services	114,024.00	9,301.30	108,564.41	5,459.59	4.8% <span style="color: green;">●</span>
Professional Services	440,804.00	28,025.47	439,112.66	1,691.34	0.4% <span style="color: green;">●</span>
Financial Services	1,816,695.89	626.16	3,914.98	1,812,780.91	99.8% <span style="color: green;">●</span>
Training Services	47,835.00	3,417.00	20,607.23	27,227.77	56.9% <span style="color: green;">●</span>
<b>TOTAL ADMINISTRATIVE SERVICES</b>	<b>7,683,225.89</b>	<b>799,644.72</b>	<b>5,948,840.77</b>	<b>1,734,385.12</b>	<b>22.6%</b> <span style="color: green;">●</span>
<b>DIVISION 20: TECHNICAL SERVICES</b>					
<b>Compensation</b>	312,652.00	18,438.10	252,247.14	60,404.86	19.3% <span style="color: green;">●</span>
<b>Operating Expenditures</b>					
Equipment & Machinery	3,200.00	-	3,634.40	(434.40)	-13.6% <span style="color: red;">●</span>
Operating Supplies	169,715.00	8,163.72	126,715.91	42,999.09	25.3% <span style="color: green;">●</span>
Parts & Supplies	105,255.00	14,096.61	90,442.11	14,812.89	14.1% <span style="color: green;">●</span>
Professional Services	16,550.00	1,205.36	22,870.74	(6,320.74)	-38.2% <span style="color: red;">●</span>
Training Services	8,000.00	-	1,209.28	6,790.72	84.9% <span style="color: green;">●</span>
<b>TOTAL TECHNICAL SERVICES</b>	<b>615,372.00</b>	<b>41,903.79</b>	<b>497,119.58</b>	<b>118,252.42</b>	<b>19.2%</b> <span style="color: green;">●</span>
<b>DIVISION 30: COMMUNICATIONS SERVICES</b>					
<b>Operating Expenditures</b>					
Parts & Supplies	1,650.00	-	1,957.37	(307.37)	-18.6% <span style="color: red;">●</span>
Facility Services	6,000.00	371.33	4,455.96	1,544.04	25.7% <span style="color: green;">●</span>
Operating Services	73,948.00	3,222.86	54,347.77	19,600.23	26.5% <span style="color: green;">●</span>
Professional Services	126,270.00	26,208.02	148,372.24	(22,102.24)	-17.5% <span style="color: red;">●</span>
<b>TOTAL COMMUNICATION SERVICES</b>	<b>207,868.00</b>	<b>29,802.21</b>	<b>209,133.34</b>	<b>(1,265.34)</b>	<b>-0.6%</b> <span style="color: red;">●</span>
<b>DIVISION 40: EMERGENCY SERVICES</b>					
<b>Compensation</b>	7,579,839.00	579,773.51	7,538,251.02	41,587.98	0.5% <span style="color: green;">●</span>
<b>Operating Expenditures</b>					
Equipment & Machinery	21,833.00	-	13,309.73	8,523.27	39.0% <span style="color: green;">●</span>
Operating Supplies	94,850.00	6,465.63	77,019.63	17,830.37	18.8% <span style="color: green;">●</span>
Parts & Supplies	52,985.00	1,406.74	45,733.17	7,251.83	13.7% <span style="color: green;">●</span>
Operating Services	13,000.00	2,222.44	11,882.12	1,117.88	8.6% <span style="color: green;">●</span>
Professional Services	61,187.00	4,316.34	62,263.06	(1,076.06)	-1.8% <span style="color: red;">●</span>
Training Services	21,033.00	(3,818.35)	14,693.29	6,339.71	30.1% <span style="color: green;">●</span>
<b>TOTAL EMERGENCY SERVICES</b>	<b>7,844,727.00</b>	<b>590,366.31</b>	<b>7,763,152.02</b>	<b>81,574.98</b>	<b>1.0%</b> <span style="color: green;">●</span>
<b>DIVISION 50: COMMUNITY SERVICES / FIRE PREVENTION</b>					
<b>Compensation</b>	86,843.00	6,680.26	86,616.58	226.42	0.3% <span style="color: green;">●</span>
<b>Operating Expenditures</b>					
Operating Supplies	2,000.00	144.00	1,770.84	229.16	11.5% <span style="color: green;">●</span>
Parts & Supplies	3,000.00	-	1,335.38	1,664.62	55.5% <span style="color: green;">●</span>
Operating Services	2,000.00	-	3,405.74	(1,405.74)	-70.3% <span style="color: red;">●</span>
Professional Services	13,800.00	2,000.00	14,096.57	(296.57)	-2.1% <span style="color: red;">●</span>
Training Services	5,240.00	-	4,032.08	1,207.92	23.1% <span style="color: green;">●</span>
<b>TOTAL COMMUNITY SERVICES / FIRE PREVENTION</b>	<b>112,883.00</b>	<b>8,824.26</b>	<b>111,257.19</b>	<b>1,625.81</b>	<b>1.4%</b> <span style="color: green;">●</span>
<b>GRAND TOTAL GENERAL FUND</b>	<b>\$ 16,464,075.89</b>	<b>\$ 1,470,541.29</b>	<b>\$ 14,529,502.90</b>	<b>\$ 1,934,572.99</b>	<b>11.8%</b> <span style="color: green;">●</span>



# Superstition Fire & Medical District Income Statement - Detail

For Fiscal: 2019-2020 Period Ending: 6/30/20

		Original Total Budget	Current Month Actual	YTD Actual Activity	Forecasted Remaining Budget	% Budget Remaining
<b>Revenue</b>						
<b>Direct Taxes</b>						
100-10-41000-10	REAL & SECURED PROPERTY TAXES	12,207,629.00	104,707.51	12,237,281.51	(29,652.51)	-0.2%
100-10-41050-10	UNSECURED PERS PROPERTY TAXES	992,035.00	10,407.26	1,001,172.91	(9,137.91)	-0.9%
100-10-41075-10	REFUNDED TAXES	(25,000.00)	(2,558.86)	(20,728.35)	(4,271.65)	17.1%
100-10-41080-10	MARICOPA COUNTY PROPERTY TAXES	14,094.00	60.10	20,353.16	(6,259.16)	-44.4%
100-10-41100-10	FIRE DISTRICT ASSISTANCE TAX	400,000.00	-	400,000.00	-	0.0%
	<b>Subtotal</b>	<b>13,588,758.00</b>	<b>112,616.01</b>	<b>13,638,079.23</b>	<b>(49,321.23)</b>	<b>-0.4%</b>
<b>Other Taxes</b>						
100-10-41200-10	SRP CONTRIBUTIONS	367,023.00	-	365,445.82	1,577.18	0.4%
100-10-41300-10	INSURANCE PREMIUM TAX	120,000.00	9,381.69	121,877.60	(1,877.60)	-1.6%
	<b>Total Tax Revenue</b>	<b>14,075,781.00</b>	<b>121,997.70</b>	<b>14,125,402.65</b>	<b>(49,621.65)</b>	<b>-0.4%</b>
<b>Charges for Services</b>						
100-10-42025-41	RTC COST RECOVERY	40,000.00	3,288.00	39,796.00	204.00	0.5%
100-10-42050-41	OTHER EMS PAYMENTS	7,444.00	-	-	7,444.00	100.0%
100-10-42075-41	EMS CONTRACTS	53,000.00	4,810.72	42,145.65	10,854.35	20.5%
100-10-42078-12	FIRE CONTRACTS	5,000.00	-	-	5,000.00	100.0%
100-10-42200-41	MISCELLANEOUS CONTRACTS	7,000.00	763.74	8,902.81	(1,902.81)	-27.2%
100-10-42500-50	SELF INSPECTION FEES	3,000.00	20.00	2,800.00	200.00	6.7%
100-10-42600-15	COPIES (FIRE REPORTS, ETC.)	1,000.00	100.00	1,420.00	(420.00)	-42.0%
100-10-42700-50	PERMITS	14,000.00	3,450.00	17,850.00	(3,850.00)	-27.5%
100-10-43100-12	STATE LAND FIRE PAYMENTS	450,000.00	75,170.43	320,521.39	129,478.61	28.8%
100-10-43200-20	OUTSIDE FLEET MAINTENANCE	66,000.00	17,444.40	74,938.35	(8,938.35)	-13.5%
100-10-43300-50	INTERGOVERNMENTAL - PLAN REVIEW FEES	4,000.00	1,067.84	7,972.80	(3,972.80)	-99.3%
	<b>Total Charges for Services</b>	<b>650,444.00</b>	<b>106,115.13</b>	<b>516,347.00</b>	<b>134,097.00</b>	<b>20.6%</b>
<b>Community Health Services</b>						
100-10-43500-41	CPR / FIRST AID CLASSES	3,000.00	153.00	2,695.45	304.55	10.2%
<b>Other Income</b>						
100-10-45700-10	INVESTMENT EARNINGS	30,000.00	5,041.18	47,329.40	(17,329.40)	-57.8%
100-10-45800-10	COBRA REIMBURSEMENT INCOME	-	-	1,967.05	(1,967.05)	0.0%
100-10-45900-10	OTHER INCOME	10,000.00	4,470.35	4,641.75	5,358.25	53.6%
100-10-46700-10	CM GRANT REIMBURSEMENT INCOME	-	-	-	-	100.0%
	<b>Total Charges for Services</b>	<b>40,000.00</b>	<b>9,511.53</b>	<b>53,938.20</b>	<b>(13,938.20)</b>	<b>-34.8%</b>
<b>Other Financing Sources (Uses)</b>						
100-80-48020-04	TRANSFER IN (400 Fund)	-	-	-	-	0.0%
100-80-48020-10	TRANSFER IN	-	-	-	-	0.0%
100-80-48100-04	TRANSFER OUT (400 Fund)	-	-	-	-	0.0%
100-80-48100-05	TRANSFER OUT (450 Fund)	-	-	-	-	0.0%
100-90-49500-10	DISTRICT EQUIPMENT SALES	-	-	-	-	0.0%
	<b>Total Financing Sources (Uses)</b>	<b>-</b>	<b>-</b>	<b>-</b>	<b>-</b>	<b>0.0%</b>
<b>Revenue Total:</b>		<b>\$ 14,769,225.00</b>	<b>\$ 237,777.36</b>	<b>\$ 14,698,383.30</b>	<b>\$ 70,841.70</b>	<b>0.5%</b>

## Expense

### DIVISION 10: ADMINISTRATIVE SERVICES

<b>Wages</b>						
100-10-50000-10	FIRE CHIEF	146,782.00	11,290.90	146,635.98	146.02	0.1%
100-10-50010-10	ADMIN SERVICES STAFF	468,932.00	36,545.74	469,273.40	(341.40)	-0.1%
100-10-52510-10	WAGE ALLOWANCE (CELL PHONES)	9,934.00	544.45	7,527.26	2,406.74	24.2%
100-10-52700-10	ADMIN SERVICES STAFF OVERTIME	1,700.00	2,631.45	6,903.46	(5,203.46)	-306.1%
	<b>Subtotal</b>	<b>627,348.00</b>	<b>51,012.54</b>	<b>630,340.10</b>	<b>(2,992.10)</b>	<b>-0.5%</b>
<b>Employer Provided Benefits</b>						
100-10-53710-10	PENSION (PSPRS)	2,092,671.00	191,189.88	2,091,952.45	718.55	0.0%
100-10-53760-10	PENSION (ASRS)	116,425.00	8,934.08	111,513.61	4,911.39	4.2%
100-10-53770-10	BENEFIT CONTRIBUTIONS	1,332,650.00	101,626.90	1,321,975.92	10,674.08	0.8%
100-10-53799-10	SAFER GRANT BENEFIT REIMBURSEMENT	(196,520.00)	-	(171,406.57)	(25,113.43)	12.8%
100-10-53810-10	SOCIAL SECURITY	58,273.00	7,872.73	60,341.52	(2,068.52)	-3.5%
100-10-53830-10	MEDICARE	129,805.00	14,638.23	133,892.94	(4,087.94)	-3.1%
100-10-53860-10	INDUSTRIAL INSURANCE	160,547.00	(75.23)	191,461.75	(30,914.75)	-19.3%
100-10-53870-10	INDUSTRIAL INSURANCE - VOLUNTEERS	-	-	-	-	0.0%
100-10-53890-10	UNEMPLOYMENT	-	-	-	-	0.0%
100-10-53910-10	MEDICAL INSURANCE	-	(64,438.68)	287.34	(287.34)	0.0%
100-10-53920-10	DENTAL INSURANCE	-	(2,583.27)	-	-	0.0%
100-10-53930-10	VISION INSURANCE	-	(735.49)	-	-	0.0%
100-10-53940-10	EMPLOYEE ASSISTANCE PROGRAM	9,907.00	-	9,753.60	153.40	1.5%
100-10-53950-10	LIFE INSURANCE	10,320.00	842.40	10,137.60	182.40	1.8%
100-10-53960-10	CANCER INSURANCE FUND (PSPRS)	4,700.00	-	4,700.00	-	0.0%
100-10-53965-10	COBRA (REIMBURSABLE)	-	(2,757.03)	1,926.07	(1,926.07)	0.0%
100-10-53990-10	EARNED LEAVE BUYOUT (ELBO) PROGRAM	207,763.00	242,052.74	242,052.74	(34,289.74)	-16.5%



# Superstition Fire & Medical District Income Statement - Detail

For Fiscal: 2019-2020 Period Ending: 6/30/20

	Original Total Budget	Current Month Actual	YTD Actual Activity	Forecasted Remaining Budget	% Budget Remaining
<b>100-10-53992-10</b> EARNED LEAVE BUYOUT PROGRAM - FICA	6,837.00	-	-	6,837.00	100.0%
<b>100-10-53997-10</b> EARNED LEAVE SEPARATION (ELSP) PROGRAM	-	-	950.65	(950.65)	0.0%
<b>100-10-53998-10</b> EARNED LEAVE SEPARATION PROGRAM - FICA	-	-	13.78	(13.78)	0.0%
<b>Subtotal</b>	<b>3,933,378.00</b>	<b>496,567.26</b>	<b>4,009,553.40</b>	<b>(76,175.40)</b>	<b>-1.9%</b>
<b>Admin Services Compensation &amp; Benefits Total:</b>	<b>4,560,726.00</b>	<b>547,579.80</b>	<b>4,639,893.50</b>	<b>(79,167.50)</b>	<b>-1.7%</b>
<b>Equipment &amp; Machinery</b>					
<b>100-10-54050-08</b> COMPUTER SOFTWARE	-	-	-	-	0.0%
<b>Subtotal</b>	<b>-</b>	<b>-</b>	<b>-</b>	<b>-</b>	<b>0.0%</b>
<b>Operating Supplies / Parts &amp; Supplies</b>					
<b>100-10-55060-08</b> COMPUTER / PRINTER SUPPLIES & MAINTENANCE	-	152.45	17,096.22	(17,096.22)	0.0%
<b>100-10-55340-20</b> IGA PARTS & SUPPLIES - FLORENCE	27,000.00	2,317.65	22,461.32	4,538.68	16.8%
<b>100-10-55341-12</b> IGA - STATE LAND REIMBURSABLE EXPENSES	22,750.00	1,736.41	11,307.92	11,442.08	50.3%
<b>100-10-55342-12</b> STATE LAND / SHIFT COVERAGE	214,100.00	153,442.31	280,459.24	(66,359.24)	-31.0%
<b>100-10-55343-20</b> IGA SERVICES WAGES (INTERGOVERNMENTAL)	15,000.00	1,578.38	15,232.61	(232.61)	-1.6%
<b>100-10-55345-41</b> CONTRACTED SPECIAL EVENTS OVERTIME	38,225.00	-	20,107.85	18,117.15	47.4%
<b>100-10-55550-12</b> OFFICE FURNITURE & EQUIP, PARTS & SUPPLIES	11,500.00	141.93	15,168.99	(3,668.99)	-31.9%
<b>100-10-55670-50</b> VOLUNTEER EXPENSES	200.00	-	-	200.00	100.0%
<b>100-10-56340-12</b> CLEANING SUPPLIES	17,380.00	-	16,436.71	943.29	5.4%
<b>100-10-56600-12</b> FACILITY MAINTENANCE	21,700.00	62.48	21,925.61	(225.61)	-1.0%
<b>100-10-56860-12</b> FOOD / BEVERAGES	700.00	-	576.76	123.24	17.6%
<b>100-10-57100-12</b> OFFICE SUPPLIES	7,000.00	1,139.35	6,386.44	613.56	8.8%
<b>100-10-57200-12</b> POSTAGE / DELIVERY SERVICES	2,000.00	198.71	1,614.24	385.76	19.3%
<b>100-10-57220-12</b> POSTAGE METER RENTAL / SUPPLIES	500.00	93.68	281.05	218.95	43.8%
<b>100-10-57440-12</b> PROFESSIONAL PUBLICATIONS / SUBSCRIPTIONS	1,300.00	-	-	1,300.00	100.0%
<b>100-10-57600-12</b> HONOR GUARD	2,000.00	1,665.65	2,008.54	(8.54)	-0.4%
<b>100-10-57620-12</b> REWARDS / RECOGNITION / FLOWERS SUPPLIES	3,950.00	957.81	5,013.45	(1,063.45)	-26.9%
<b>100-10-57640-12</b> VOLUNTEER RECOGNITION	-	-	-	-	0.0%
<b>100-10-57660-12</b> PEER SUPPORT	200.00	-	-	200.00	100.0%
<b>100-10-58000-12</b> UNIFORMS (CIVILIAN)	5,400.00	-	3,022.64	2,377.36	44.0%
<b>100-10-58020-12</b> UNIFORMS - CLASS A / NEW HIRES	-	-	10,260.88	(10,260.88)	0.0%
<b>100-10-58080-12</b> UNIFORMS (GOVERNING BOARD)	250.00	-	134.97	115.03	46.0%
<b>100-10-58100-12</b> UNIFORMS (PUBLIC SAFETY)	65,800.00	12,024.59	62,801.72	2,998.28	4.6%
<b>100-10-58150-12</b> UNIFORMS (VOLUNTEERS)	500.00	-	-	500.00	100.0%
<b>Subtotal</b>	<b>457,455.00</b>	<b>175,511.40</b>	<b>512,297.16</b>	<b>(54,842.16)</b>	<b>-12.0%</b>
<b>Facility Services</b>					
<b>100-10-59000-12</b> FACILITIES RENT	30,000.00	2,500.00	30,000.00	-	0.0%
<b>100-10-59020-12</b> ELECTRICITY	100,000.00	17,575.19	86,420.23	13,579.77	13.6%
<b>100-10-59040-12</b> FACILITY PROJECTS	60,000.00	9,918.80	58,384.03	1,615.97	2.7%
<b>100-10-59060-12</b> NATURAL GAS	5,928.00	247.62	5,309.14	618.86	10.4%
<b>100-10-59100-08</b> PHONE	20,462.00	1,411.37	16,843.96	3,618.04	17.7%
<b>100-10-59160-12</b> WATER SOFTENER SUPPLIES	5,700.00	520.92	5,560.19	139.81	2.5%
<b>100-10-59180-12</b> SEWER / SEPTIC	4,212.00	399.26	2,606.52	1,605.48	38.1%
<b>100-10-59200-12</b> WATER	19,384.00	2,610.43	19,326.76	57.24	0.3%
<b>Subtotal</b>	<b>245,686.00</b>	<b>35,183.59</b>	<b>224,450.83</b>	<b>21,235.17</b>	<b>8.6%</b>
<b>Operating Services</b>					
<b>100-10-60180-08</b> COPIER MAINTENANCE & SUPPLIES	4,000.00	344.32	3,967.51	32.49	0.8%
<b>100-10-60230-12</b> DOCUMENT DISPOSAL SERVICES	500.00	-	229.96	270.04	54.0%
<b>100-10-60240-12</b> EXTERMINATING	3,500.00	609.40	2,965.67	534.33	15.3%
<b>100-10-60310-08</b> INTERNET	72,000.00	5,778.47	68,506.88	3,493.12	4.9%
<b>100-10-60320-12</b> LANDSCAPING	2,980.00	-	2,366.64	613.36	20.6%
<b>100-10-60580-12</b> REFUSE COLLECTION	4,500.00	346.82	3,416.98	1,083.02	24.1%
<b>100-10-60600-12</b> SECURITY & ALARM SYSTEMS	7,500.00	198.02	5,981.85	1,518.15	20.2%
<b>100-10-60620-08</b> INDIVIDUAL SOFTWARE LICENSING	5,700.00	-	5,598.37	101.63	1.8%
<b>100-10-60630-08</b> SYSTEM SERVER HOSTING	4,719.00	-	3,258.84	1,460.16	30.9%
<b>100-10-60740-12</b> WATER & ICE (DRINKING)	8,625.00	2,024.27	12,271.71	(3,646.71)	-42.3%
<b>Subtotal</b>	<b>114,024.00</b>	<b>9,301.30</b>	<b>108,564.41</b>	<b>5,459.59</b>	<b>4.8%</b>
<b>Professional Services</b>					
<b>100-10-61010-08</b> ACCREDITATION	12,500.00	-	1,205.00	11,295.00	90.4%
<b>100-10-61020-12</b> ADMIN MEDICAL DIRECTOR - CONTRACT	30,000.00	7,500.00	30,000.00	-	0.0%
<b>100-10-61060-12</b> NEW HIRE HR ADVERTISING	-	200.81	200.81	(200.81)	0.0%
<b>100-10-61100-12</b> BACKGROUND INVESTIGATION / CREDIT REPORTING	-	-	60.00	(60.00)	0.0%
<b>100-10-61160-08</b> COMPUTER INFO SYSTEMS MAINT CONTRACT	22,000.00	12,500.00	12,500.00	9,500.00	43.2%
<b>100-10-61170-08</b> CIS WEB HOSTING / DOMAINS / CERTIFICATES	2,000.00	172.63	1,948.02	51.98	2.6%
<b>100-10-61200-12</b> NEW HIRE HR TESTING	6,500.00	-	6,723.08	(223.08)	-3.4%
<b>100-10-61250-12</b> FIRE CHIEF SEARCH CONTINGENCY	25,000.00	-	-	25,000.00	100.0%
<b>100-10-61260-12</b> CPA AUDIT SERVICES	13,000.00	-	13,000.00	-	0.0%
<b>100-10-61300-12</b> LABOR RELATIONS CONSULTING / CONFERENCES	5,333.00	-	6,099.68	(766.68)	-14.4%
<b>100-10-61700-12</b> VEHICLE / PROPERTY / LIABILITY INSURANCE	117,771.00	-	126,021.04	(8,250.04)	-7.0%
<b>100-10-61860-12</b> GOVERNING BOARD LEGAL SERVICES	20,000.00	6,010.70	29,787.88	(9,787.88)	-48.9%



# Superstition Fire & Medical District Income Statement - Detail

For Fiscal: 2019-2020 Period Ending: 6/30/20

	Original Total Budget	Current Month Actual	YTD Actual Activity	Forecasted Remaining Budget	% Budget Remaining
<b>100-10-61880-12</b> HR / INVESTIGATION LEGAL SERVICES	10,000.00	108.00	33,298.50	(23,298.50)	<span style="color: red;">●</span> -233.0%
<b>100-10-61920-12</b> MEDICAL EXAM SERVICES	110,000.00	150.00	108,930.00	1,070.00	<span style="color: green;">●</span> 1.0%
<b>100-10-61960-12</b> TEMP PERSONNEL - OUTSIDE SERVICES	-	-	-	-	<span style="color: green;">●</span> 0.0%
<b>100-10-62020-12</b> PRINTING / PUBLISHING SERVICES	2,500.00	-	2,366.97	133.03	<span style="color: green;">●</span> 5.3%
<b>100-10-62060-12</b> PROFESSIONAL ORGANIZATIONS / MEMBERSHIP	5,000.00	-	2,405.16	2,594.84	<span style="color: green;">●</span> 51.9%
<b>100-10-62105-08</b> GLOBAL SOFTWARE LICENSING	59,200.00	1,383.33	64,566.52	(5,366.52)	<span style="color: red;">●</span> -9.1%
<b>Subtotal</b>	<b>440,804.00</b>	<b>28,025.47</b>	<b>439,112.66</b>	<b>1,691.34</b>	<span style="color: green;">●</span> 0.4%
<b>Financial Services</b>					
<b>100-10-63000-10</b> ADMIN FEES, BONDS & LEASES	1,000.00	83.63	1,268.74	(268.74)	<span style="color: red;">●</span> -26.9%
<b>100-10-63100-10</b> FEES (RECORD / FILING / PERMIT)	100.00	17.83	191.64	(91.64)	<span style="color: red;">●</span> -91.6%
<b>100-10-63140-10</b> INTEREST & FINANCE CHARGES	2,000.00	524.70	2,454.60	(454.60)	<span style="color: red;">●</span> -22.7%
<b>100-10-63150-10</b> FINANCIAL RESERVE	1,813,595.89	-	-	1,813,595.89	<span style="color: green;">●</span> 100.0%
<b>Subtotal</b>	<b>1,816,695.89</b>	<b>626.16</b>	<b>3,914.98</b>	<b>1,812,780.91</b>	<span style="color: green;">●</span> 99.8%
<b>Training Services</b>					
<b>100-10-64020-12</b> ADMINISTRATIVE TRAINING / CONFERENCES	2,500.00	-	4,054.67	(1,554.67)	<span style="color: red;">●</span> -62.2%
<b>100-10-64040-12</b> BOARD OF DIRECTORS TRAINING	1,000.00	-	1,105.16	(105.16)	<span style="color: red;">●</span> -10.5%
<b>100-10-64060-12</b> COLLEGE TUITION REIMBURSEMENT	44,335.00	3,417.00	15,447.40	28,887.60	<span style="color: green;">●</span> 65.2%
<b>Subtotal</b>	<b>47,835.00</b>	<b>3,417.00</b>	<b>20,607.23</b>	<b>27,227.77</b>	<span style="color: green;">●</span> 56.9%
<b>Administrative Services Operating Expense Total:</b>	<b>3,122,499.89</b>	<b>252,064.92</b>	<b>1,308,947.27</b>	<b>1,813,552.62</b>	<span style="color: green;">●</span> 58.1%
<b>TOTAL ADMINISTRATIVE SERVICES</b>	<b>7,683,225.89</b>	<b>799,644.72</b>	<b>5,948,840.77</b>	<b>1,734,385.12</b>	<span style="color: green;">●</span> 22.6%

## DIVISION 20: TECHNICAL SERVICES

<b>Wages</b>					
<b>100-20-50020-10</b> FLEET & FACILITIES STAFF	305,152.00	17,990.07	250,670.41	54,481.59	<span style="color: green;">●</span> 17.9%
<b>100-20-52700-20</b> FLEET & FACILITIES STAFF OVERTIME	7,500.00	448.03	1,576.73	5,923.27	<span style="color: green;">●</span> 79.0%
<b>Technical Services Wages Total:</b>	<b>312,652.00</b>	<b>18,438.10</b>	<b>252,247.14</b>	<b>60,404.86</b>	<span style="color: green;">●</span> 19.3%
<b>Equipment &amp; Machinery</b>					
<b>100-20-54050-20</b> DIAGNOSTIC SOFTWARE	3,200.00	-	3,634.40	(434.40)	<span style="color: red;">●</span> -13.6%
<b>Operating Supplies</b>					
<b>100-20-55400-20</b> MECHANICAL EQUIPMENT, PARTS & SUPPLIES	6,000.00	-	4,718.50	1,281.50	<span style="color: green;">●</span> 21.4%
<b>100-20-55580-20</b> TIRES	69,500.00	688.67	34,112.88	35,387.12	<span style="color: green;">●</span> 50.9%
<b>100-20-55620-20</b> VEHICLE PARTS	94,215.00	7,475.05	87,884.53	6,330.47	<span style="color: green;">●</span> 6.7%
<b>Subtotal</b>	<b>169,715.00</b>	<b>8,163.72</b>	<b>126,715.91</b>	<b>42,999.09</b>	<span style="color: green;">●</span> 25.3%
<b>Parts &amp; Supplies</b>					
<b>100-20-56800-20</b> FLUIDS (ANTIFREEZE, BRAKE, TRANSMISSION)	6,310.00	1,019.88	6,042.43	267.57	<span style="color: green;">●</span> 4.2%
<b>100-20-56880-20</b> FUEL - DIESEL	68,445.00	9,117.24	57,378.46	11,066.54	<span style="color: green;">●</span> 16.2%
<b>100-20-56900-20</b> FUEL - UNLEADED	14,600.00	3,217.96	16,694.81	(2,094.81)	<span style="color: red;">●</span> -14.3%
<b>100-20-57060-20</b> MISCELLANEOUS SHOP SUPPLIES	7,740.00	556.24	7,193.68	546.32	<span style="color: green;">●</span> 7.1%
<b>100-20-57140-20</b> ENGINE OIL	6,900.00	-	2,350.89	4,549.11	<span style="color: green;">●</span> 65.9%
<b>100-20-58120-20</b> UNIFORMS & TOWELS (TECHNICAL SERVICES)	1,260.00	185.29	781.84	478.16	<span style="color: green;">●</span> 37.9%
<b>Subtotal</b>	<b>105,255.00</b>	<b>14,096.61</b>	<b>90,442.11</b>	<b>14,812.89</b>	<span style="color: green;">●</span> 14.1%
<b>Professional Services</b>					
<b>100-20-61460-20</b> HAZARDOUS WASTE DISPOSAL	600.00	75.34	301.36	298.64	<span style="color: green;">●</span> 49.8%
<b>100-20-61820-20</b> LADDER TESTING & CERT - AERIAL & GROUND	3,450.00	-	3,447.14	2.86	<span style="color: green;">●</span> 0.1%
<b>100-20-62140-20</b> REPAIR & MAINTENANCE - FLEET	12,500.00	1,130.02	19,122.24	(6,622.24)	<span style="color: red;">●</span> -53.0%
<b>Subtotal</b>	<b>16,550.00</b>	<b>1,205.36</b>	<b>22,870.74</b>	<b>(6,320.74)</b>	<span style="color: red;">●</span> -38.2%
<b>Training Services</b>					
<b>100-20-64470-20</b> FLEET SERVICES TRAINING	8,000.00	-	1,209.28	6,790.72	<span style="color: green;">●</span> 84.9%
<b>Technical Services Operating Expense Total:</b>	<b>302,720.00</b>	<b>23,465.69</b>	<b>244,872.44</b>	<b>57,847.56</b>	<span style="color: green;">●</span> 19.1%
<b>TOTAL TECHNICAL SERVICES</b>	<b>615,372.00</b>	<b>41,903.79</b>	<b>497,119.58</b>	<b>118,252.42</b>	<span style="color: green;">●</span> 19.2%



# Superstition Fire & Medical District Income Statement - Detail

For Fiscal: 2019-2020 Period Ending: 6/30/20

		Original Total Budget	Current Month Actual	YTD Actual Activity	Forecasted Remaining Budget	% Budget Remaining
<b>DIVISION 30: COMMUNICATIONS SERVICES</b>						
<b>Parts &amp; Supplies</b>						
100-30-56040-15	BATTERIES - ELECTRONICS (PORTABLE BATTERIES)	1,400.00	-	1,940.94	(540.94)	🔴 -38.6%
100-30-57590-15	RADIO EQUIPMENT SUPPLIES	250.00	-	16.43	233.57	🟢 93.4%
	<b>Subtotal</b>	1,650.00	-	1,957.37	(307.37)	🔴 -18.6%
<b>Facility Services</b>						
100-30-59080-15	PHONE / E - 911 COMM CIRCUITS	6,000.00	371.33	4,455.96	1,544.04	🟢 25.7%
<b>Operating Services</b>						
100-30-60020-15	TOPAZ / G2 MAINTENANCE	18,000.00	488.00	8,459.99	9,540.01	🟢 53.0%
100-30-60340-08	MCT MAINTENANCE	18,948.00	-	15,126.64	3,821.36	🟢 20.2%
100-30-60350-08	MOBILE DATA OPERATIONS	27,000.00	2,734.86	30,311.14	(3,311.14)	🔴 -12.3%
100-30-60560-15	RADIO INFORMATION SYSTEMS MAINTENANCE	10,000.00	-	450.00	9,550.00	🟢 95.5%
	<b>Subtotal</b>	73,948.00	3,222.86	54,347.77	19,600.23	🟢 26.5%
<b>Professional Services</b>						
100-30-61440-15	DISPATCH SERVICES - MFMD	126,270.00	26,208.02	148,372.24	(22,102.24)	🔴 -17.5%
	<b>TOTAL COMMUNICATIONS SERVICES</b>	207,868.00	29,802.21	209,133.34	(1,265.34)	🔴 -0.6%
<b>DIVISION 40: EMERGENCY SERVICES</b>						
<b>Wages</b>						
100-40-50040-10	ASSISTANT CHIEFS	261,983.00	20,152.53	261,737.80	245.20	🟢 0.1%
100-40-50050-10	DEPUTY CHIEF	126,743.00	10,887.42	129,055.26	(2,312.26)	🔴 -1.8%
100-40-50140-10	ADMINISTRATIVE ASSISTANT II	56,112.00	4,316.28	55,917.01	194.99	🟢 0.3%
100-40-51010-10	BATTALION CHIEFS	324,538.00	25,696.42	336,221.91	(11,683.91)	🔴 -3.6%
100-40-51030-10	CAPTAINS	2,071,170.00	145,319.62	2,042,503.08	28,666.92	🟢 1.4%
100-40-51040-10	ENGINEERS	1,439,406.00	97,388.29	1,418,400.54	21,005.46	🟢 1.5%
100-40-51050-10	FIREFIGHTERS	3,136,658.00	231,451.43	3,087,284.73	49,373.27	🟢 1.6%
100-40-52015-10	INJURY WAGES	-	2,979.83	3,412.06	(3,412.06)	🟢 0.0%
100-40-52530-12	BATTALION CHIEF COVERAGE	22,500.00	1,102.75	21,272.58	1,227.42	🟢 5.5%
100-40-52539-10	SAFER GRANT WAGES REIMBURSEMENT	(395,645.00)	-	(319,800.20)	(75,844.80)	🟢 19.2%
	<b>Subtotal</b>	7,043,465.00	539,294.57	7,036,004.77	7,460.23	🟢 0.1%
<b>OT Wages</b>						
100-40-52540-10	FLSA HALFTIME	95,465.00	4,160.58	93,382.85	2,082.15	🟢 2.2%
100-40-52560-10	HOLIDAY PAY	267,079.00	25,932.44	255,769.27	11,309.73	🟢 4.2%
100-40-52700-12	OPS ADMIN STAFF OVERTIME	250.00	-	-	250.00	🟢 100.0%
100-40-52740-12	SHIFT OVERTIME	100,000.00	8,793.99	121,157.09	(21,157.09)	🔴 -21.2%
100-40-52750-12	SPECIAL OVERTIME	2,000.00	479.37	7,531.36	(5,531.36)	🔴 -276.6%
100-40-52810-12	NON-CONTRACTED SPECIAL EVENTS OT	4,000.00	-	4,928.84	(928.84)	🔴 -23.2%
100-40-52850-47	SCBA OVERTIME	3,500.00	156.35	1,935.97	1,564.03	🟢 44.7%
100-40-52910-50	PUBLIC EVENTS / PUB ED OT	300.00	-	-	300.00	🟢 100.0%
	<b>Subtotal</b>	472,594.00	39,522.73	484,705.38	(12,111.38)	🔴 -2.6%
<b>Training OT Wages</b>						
100-40-53140-41	EMS TRAINING OT	3,040.00	-	959.43	2,080.57	🟢 68.4%
100-40-53240-12	PROMOTIONAL TESTING OT	2,000.00	-	915.85	1,084.15	🟢 54.2%
100-40-53260-41	FIRE OPERATIONAL TRAINING OT	19,600.00	956.21	4,498.38	15,101.62	🟢 77.0%
100-40-53360-41	OFFICER DEVELOPMENT OT	26,000.00	-	6,819.14	19,180.86	🟢 73.8%
100-40-53380-41	RECRUIT / INTERN ACADEMY OT	-	-	844.96	(844.96)	🟢 0.0%
100-40-53500-41	SPECIAL OPERATIONS OT	9,400.00	-	3,503.11	5,896.89	🟢 62.7%
	<b>Subtotal</b>	60,040.00	956.21	17,540.87	42,499.13	🟢 70.8%
<b>Other OT Wages</b>						
100-40-53580-15	FIRE INVESTIGATION OT	3,740.00	-	-	3,740.00	🟢 100.0%
	<b>Emergency Services Wages Total:</b>	7,579,839.00	579,773.51	7,538,251.02	41,587.98	🟢 0.5%
<b>Equipment &amp; Machinery</b>						
100-40-54080-41	EMS EQUIPMENT & MACHINERY (ASSET)	2,000.00	-	-	2,000.00	🟢 100.0%
100-40-54120-40	FIRE OPS EQUIPMENT & MACHINERY (ASSET)	2,500.00	-	264.56	2,235.44	🟢 89.4%
100-40-54140-40	FIRE OPS HOSE (ASSET)	8,000.00	-	8,598.98	(598.98)	🔴 -7.5%
100-40-54165-41	FIRE OPS TRAINING EQUIPMENT (ASSET)	-	-	-	-	🟢 0.0%
100-40-54300-42	PHYSICAL FITNESS EQUIPMENT (ASSET)	1,333.00	-	1,155.93	177.07	🟢 13.3%
100-40-54420-47	SCBA AIR MASKS (ASSET)	8,000.00	-	3,290.26	4,709.74	🟢 58.9%
100-40-54460-41	SPECIAL OPERATIONS EQUIPMENT (ASSET)	-	-	-	-	🟢 0.0%
	<b>Subtotal</b>	21,833.00	-	13,309.73	8,523.27	🟢 39.0%





# Superstition Fire & Medical District Income Statement - Detail

For Fiscal: 2019-2020 Period Ending: 6/30/20

		Original Total Budget	Current Month Actual	YTD Actual Activity	Forecasted Remaining Budget		% Budget Remaining
<b>Operating Supplies</b>							
100-40-55100-41	EMS PARTS AND SUPPLIES	29,600.00	1,156.16	9,190.62	20,409.38	<span style="color: green;">●</span>	69.0%
100-40-55200-20	FIRE OPS EQUIPMENT, PARTS, SUPPLIES & MAINT	32,250.00	-	33,638.86	(1,388.86)	<span style="color: red;">●</span>	-4.3%
100-40-55220-41	FIRE OPS TRAINING TOOLS & SUPPLIES	3,500.00	243.34	2,500.43	999.57	<span style="color: green;">●</span>	28.6%
100-40-55440-42	PHYSICAL FITNESS TRAINING TOOLS, SUPP & MAINT	2,000.00	-	754.55	1,245.45	<span style="color: green;">●</span>	62.3%
100-40-55480-42	SAFETY EQUIPMENT, PARTS & SUPPLIES	1,500.00	-	1,885.77	(385.77)	<span style="color: red;">●</span>	-25.7%
100-40-55520-47	SCBA TOOLS, EQUIPMENT & SUPPLIES	4,000.00	-	3,395.60	604.40	<span style="color: green;">●</span>	15.1%
100-40-55560-41	SPECIAL OPS (TRT/HAZ-MAT) OPERATING EXPENSES	13,500.00	-	13,922.32	(422.32)	<span style="color: red;">●</span>	-3.1%
100-40-55580-41	SPECIAL OPS (WILDLAND) OPERATING EXPENSES	8,500.00	5,066.13	11,731.48	(3,231.48)	<span style="color: red;">●</span>	-38.0%
	<b>Subtotal</b>	<b>94,850.00</b>	<b>6,465.63</b>	<b>77,019.63</b>	<b>17,830.37</b>	<span style="color: green;">●</span>	<b>18.8%</b>
<b>Parts &amp; Supplies</b>							
100-40-56220-41	COMM HEALTH SERVICES SUPPLIES	3,000.00	-	897.60	2,102.40	<span style="color: green;">●</span>	70.1%
100-40-56760-40	FIRE REHAB - PERISHABLES	500.00	-	526.06	(26.06)	<span style="color: red;">●</span>	-5.2%
100-40-57245-42	PPE (PERSONAL PROTECTIVE EQUIPMENT)	49,485.00	1,406.74	44,309.51	5,175.49	<span style="color: green;">●</span>	10.5%
	<b>Subtotal</b>	<b>52,985.00</b>	<b>1,406.74</b>	<b>45,733.17</b>	<b>7,251.83</b>	<span style="color: green;">●</span>	<b>13.7%</b>
<b>Operating Services</b>							
100-40-60140-20	SCBA COMPRESSOR MAINTENANCE	3,000.00	-	300.77	2,699.23	<span style="color: green;">●</span>	90.0%
100-40-60700-12	TOWEL & LINEN SERVICES	10,000.00	2,222.44	11,581.35	(1,581.35)	<span style="color: red;">●</span>	-15.8%
	<b>Subtotal</b>	<b>13,000.00</b>	<b>2,222.44</b>	<b>11,882.12</b>	<b>1,117.88</b>	<span style="color: green;">●</span>	<b>8.6%</b>
<b>Professional Services</b>							
100-40-61080-20	AIR QUALITY TESTING	900.00	-	744.80	155.20	<span style="color: green;">●</span>	17.2%
100-40-61120-12	BAY DOOR MAINTENANCE	10,800.00	995.84	14,595.04	(3,795.04)	<span style="color: red;">●</span>	-35.1%
100-40-61530-41	EMS CARDIAC MONITOR MAINTENANCE & SUPPLIES	20,737.00	-	14,232.12	6,504.88	<span style="color: green;">●</span>	31.4%
100-40-61650-12	INFECTION CONTROL MEDICAL EXAM SERVICE	1,500.00	-	-	1,500.00	<span style="color: green;">●</span>	100.0%
100-40-61660-41	INSTRUCTOR SERVICES - CE	250.00	-	-	250.00	<span style="color: green;">●</span>	100.0%
100-40-61980-42	PPE CLOTHING MAINTENANCE & DECONTAMINATION	25,000.00	800.50	29,399.10	(4,399.10)	<span style="color: red;">●</span>	-17.6%
100-40-62200-47	SCBA TESTING & CALIBRATION	2,000.00	2,520.00	3,292.00	(1,292.00)	<span style="color: red;">●</span>	-64.6%
	<b>Subtotal</b>	<b>61,187.00</b>	<b>4,316.34</b>	<b>62,263.06</b>	<b>(1,076.06)</b>	<span style="color: red;">●</span>	<b>-1.8%</b>
<b>Training Services</b>							
100-40-64020-41	FIRE OPS / EMS OUTSIDE TRAINING	5,200.00	-	1,224.77	3,975.23	<span style="color: green;">●</span>	76.4%
100-40-64400-42	HEALTH, SAFETY, & WELLNESS TRAINING & SUPPLIES	1,333.00	-	-	1,333.00	<span style="color: green;">●</span>	100.0%
100-40-64420-41	INTERN / RECRUIT ACADEMY & SUPPLIES	-	-	-	-	<span style="color: green;">●</span>	0.0%
100-40-64550-41	OFFICER DEVELOPMENT TRAINING & SUPPLIES	14,500.00	(3,818.35)	13,468.52	1,031.48	<span style="color: green;">●</span>	7.1%
	<b>Subtotal</b>	<b>21,033.00</b>	<b>(3,818.35)</b>	<b>14,693.29</b>	<b>6,339.71</b>	<span style="color: green;">●</span>	<b>30.1%</b>
<b>Emergency Services Operating Expense Total:</b>		<b>264,888.00</b>	<b>10,592.80</b>	<b>224,901.00</b>	<b>39,987.00</b>	<span style="color: green;">●</span>	<b>15.1%</b>
<b>TOTAL EMERGENCY SERVICES</b>		<b>7,844,727.00</b>	<b>590,366.31</b>	<b>7,763,152.02</b>	<b>81,574.98</b>	<span style="color: green;">●</span>	<b>1.0%</b>
<b>DIVISION 50: COMMUNITY SERVICES / FIRE PREVENTION</b>							
<b>Wages</b>							
100-50-50260-10	COMMUNITY RISK REDUCTION SPECIALIST	86,843.00	6,680.26	86,616.58	226.42	<span style="color: green;">●</span>	0.3%
	<b>Subtotal</b>	<b>86,843.00</b>	<b>6,680.26</b>	<b>86,616.58</b>	<b>226.42</b>	<span style="color: green;">●</span>	<b>0.3%</b>
<b>OT Wages</b>							
100-50-52700-15	PREVENTION / FIRE INVESTIGATION OVERTIME	-	-	-	-	<span style="color: green;">●</span>	0.0%
100-50-52965-15	SPECIAL PUBLIC EVENTS OT	-	-	-	-	<span style="color: green;">●</span>	0.0%
	<b>Subtotal</b>	<b>-</b>	<b>-</b>	<b>-</b>	<b>-</b>	<span style="color: green;">●</span>	<b>0.0%</b>
<b>Community Services / Fire Prevention Wages Total:</b>		<b>86,843.00</b>	<b>6,680.26</b>	<b>86,616.58</b>	<b>226.42</b>	<span style="color: green;">●</span>	<b>0.3%</b>
<b>Operating Supplies</b>							
100-50-55160-50	FIRE CODE BOOKS & MANUALS	800.00	-	893.96	(93.96)	<span style="color: red;">●</span>	-11.7%
100-50-55180-15	FIRE INVESTIGATION TOOLS & EQUIPMENT	-	-	-	-	<span style="color: green;">●</span>	0.0%
100-50-55260-50	FIRE PREVENTION TOOLS & EQUIPMENT	200.00	-	98.58	101.42	<span style="color: green;">●</span>	50.7%
100-50-55640-59	MULTI MEDIA SOFTWARE LICENSES	1,000.00	144.00	778.30	221.70	<span style="color: green;">●</span>	22.2%
	<b>Subtotal</b>	<b>2,000.00</b>	<b>144.00</b>	<b>1,770.84</b>	<b>229.16</b>	<span style="color: green;">●</span>	<b>11.5%</b>
<b>Parts &amp; Supplies</b>							
100-50-56740-50	FIRE PREVENTION SUPPLIES	400.00	-	343.52	56.48	<span style="color: green;">●</span>	14.1%
100-50-57640-50	SAFETY & EDUCATION PROMO MATERIALS	2,600.00	-	991.86	1,608.14	<span style="color: green;">●</span>	61.9%
	<b>Subtotal</b>	<b>3,000.00</b>	<b>-</b>	<b>1,335.38</b>	<b>1,664.62</b>	<span style="color: green;">●</span>	<b>55.5%</b>
<b>Operating Services</b>							
100-50-60150-50	EMERGENCY EVENT SUPPLIES	1,500.00	-	3,305.74	(1,805.74)	<span style="color: red;">●</span>	-120.4%
100-50-60200-50	SELF INSPECTION SUPPLIES	500.00	-	100.00	400.00	<span style="color: green;">●</span>	80.0%
	<b>Subtotal</b>	<b>2,000.00</b>	<b>-</b>	<b>3,405.74</b>	<b>(1,405.74)</b>	<span style="color: red;">●</span>	<b>-70.3%</b>



## Superstition Fire & Medical District Income Statement - Detail

For Fiscal: 2019-2020 Period Ending: 6/30/20

	Original Total Budget	Current Month Actual	YTD Actual Activity	Forecasted Remaining Budget	% Budget Remaining
<b>Professional Services</b>					
100-50-61340-50			87.87	(87.87)	🟢 0.0%
100-50-61370-50	1,500.00	-	2,008.70	(508.70)	🔴 -33.9%
100-50-61380-50	300.00	-	-	300.00	🟢 100.0%
100-50-62010-08	4,000.00	2,000.00	4,000.00	-	🟢 0.0%
100-50-62080-50	8,000.00	-	8,000.00	-	🟢 0.0%
<b>Subtotal</b>	<b>13,800.00</b>	<b>2,000.00</b>	<b>14,096.57</b>	<b>(296.57)</b>	<b>🔴 -2.1%</b>
<b>Training Services</b>					
100-50-64240-15	3,740.00	-	1,942.12	1,797.88	🟢 48.1%
100-50-64260-50	1,500.00	-	2,089.96	(589.96)	🔴 -39.3%
<b>Subtotal</b>	<b>5,240.00</b>	<b>-</b>	<b>4,032.08</b>	<b>1,207.92</b>	<b>🟢 23.1%</b>
<b>Community Services / Fire Prevention Operating Expense Total:</b>	<b>26,040.00</b>	<b>2,144.00</b>	<b>24,640.61</b>	<b>1,399.39</b>	<b>🟢 5.4%</b>
<b>TOTAL COMMUNITY SERVICES / FIRE PREVENTION</b>	<b>112,883.00</b>	<b>8,824.26</b>	<b>111,257.19</b>	<b>1,625.81</b>	<b>🟢 1.4%</b>
<b>GRAND TOTAL GENERAL FUND</b>	<b>\$ 16,464,075.89</b>	<b>\$ 1,470,541.29</b>	<b>\$ 14,529,502.90</b>	<b>\$ 1,934,572.99</b>	<b>🟢 11.8%</b>
<b>Net Financial Sources (Uses):</b>	<b>\$ (1,694,850.89)</b>	<b>\$ (1,232,763.93)</b>	<b>\$ 168,880.40</b>	<b>\$ (1,863,731.29)</b>	
<b>Beginning Unrestricted Fund Balance July 1, 2019</b>	<b>\$1,694,850.89</b>				



# Superstition Fire & Medical District Income Statement - Detail

For Fiscal: 2019-2020 Period Ending: 6/30/20

		Original Total Budget	Current Month Actual	YTD Actual Activity	Forecasted Remaining Budget	% Budget Remaining
<b>Fund: 150 - TRANSPORT SERVICES</b>						
<b>Revenue</b>						
150-10-42100-10	ALS TRANSPORT REVENUE	3,089,025.00	295,357.63	3,249,790.53	(160,765.53)	-5.2%
150-10-42122-10	COVID PROVIDER RELIEF	-	-	50,500.19	(50,500.19)	#DIV/0!
150-10-42125-10	TRANSPORT CUSTOMER REFUNDS	(30,841.00)	(66.06)	(24,357.11)	(6,483.89)	21.0%
150-10-42180-10	COLLECTIONS REVENUE	14,000.00	-	23,737.01	(9,737.01)	-69.6%
150-10-45700-10	INVESTMENT EARNINGS	3,750.00	568.91	4,624.14	(874.14)	-23.3%
150-10-45900-10	OTHER INCOME	-	(34.73)	730.72	(730.72)	0.0%
150-80-48020-02	TRANSFER IN (200 FUND)	-	-	-	-	0.0%
150-80-48100-10	TRANSFER OUT (200 FUND)	(25,000.00)	-	-	(25,000.00)	100.0%
<b>Revenue Total:</b>		<b>\$ 3,050,934.00</b>	<b>\$ 295,825.75</b>	<b>\$ 3,305,025.48</b>	<b>(254,091.48)</b>	<b>-8.3%</b>
<b>Expense</b>						
<b>DIVISION 10: ADMINISTRATIVE SERVICES</b>						
<b>Wages</b>						
150-10-50000-10	FIRE CHIEF	13,480.00	1,036.92	13,480.00	-	0.0%
150-10-50010-10	ADMIN SERVICES STAFF	41,306.00	3,177.38	41,306.00	-	0.0%
150-10-52510-10	WAGE ALLOWANCE (CELL PHONES)	945.00	72.69	957.08	(12.08)	-1.3%
<b>Subtotal</b>		<b>55,731.00</b>	<b>4,286.99</b>	<b>55,743.08</b>	<b>(12.08)</b>	<b>0.0%</b>
<b>Employer Provided Benefits</b>						
150-10-53710-10	PENSION (PSPRS)	18,261.00	1,404.69	18,261.00	-	0.0%
150-10-53760-10	PENSION (ASRS)	151,813.00	12,445.50	160,288.78	(8,475.78)	-5.6%
150-10-53770-10	BENEFIT CONTRIBUTIONS	316,348.00	23,916.46	308,408.19	7,939.81	2.5%
150-10-53810-10	SOCIAL SECURITY	81,157.00	6,592.11	84,991.54	(3,834.54)	-4.7%
150-10-53830-10	MEDICARE	20,612.00	1,667.27	21,509.55	(897.55)	-4.4%
150-10-53860-10	INDUSTRIAL INSURANCE	23,702.00	75.23	25,968.25	(2,266.25)	-9.6%
150-10-53870-10	INDUSTRIAL INSURANCE - VOLUNTEERS	-	-	-	-	0.0%
150-10-53910-10	MEDICAL INSURANCE	-	(11,975.72)	1,617.44	(1,617.44)	0.0%
150-10-53920-10	DENTAL INSURANCE	-	(489.10)	82.34	(82.34)	0.0%
150-10-53930-10	VISION INSURANCE	-	(145.34)	-	-	0.0%
150-10-53940-10	EMPLOYEE ASSISTANCE PROGRAM	2,160.00	-	2,711.04	(551.04)	-25.5%
150-10-53950-10	LIFE INSURANCE	2,256.00	232.00	2,808.00	(552.00)	-24.5%
150-10-53965-10	COBRA REIMBURSEMENT INCOME	-	-	-	-	0.0%
150-10-53990-10	EARNED LEAVE BUYOUT (ELBO) PROGRAM	250.00	-	-	250.00	100.0%
150-10-53992-10	EARNED LEAVE BUYOUT (ELBO) PROGRAM - FICA	19.00	-	-	19.00	100.0%
150-10-53997-10	EARNED LEAVE SEPARATION (ELSP) PROGRAM	-	-	3,188.80	(3,188.80)	0.0%
150-10-53998-10	EARNED LEAVE SEPARATION PROGRAM - FICA	-	-	108.09	(108.09)	0.0%
<b>Subtotal</b>		<b>616,578.00</b>	<b>33,723.10</b>	<b>629,943.02</b>	<b>(13,365.02)</b>	<b>-2.2%</b>
<b>Admin Services Compensation &amp; Benefits Total:</b>		<b>672,309.00</b>	<b>38,010.09</b>	<b>685,686.10</b>	<b>(13,377.10)</b>	<b>-2.0%</b>
<b>Equipment &amp; Machinery</b>						
150-10-54040-08	COMPUTER EQUIPMENT	3,700.00	-	-	3,700.00	100.0%
<b>Operating Supplies</b>						
150-10-55060-08	COMPUTER / PRINTER SUPPLIES & MAINTENANCE	4,000.00	143.96	3,746.87	253.13	6.3%
<b>Parts &amp; Supplies</b>						
150-10-55550-12	OFFICE FURNITURE & EQUIPMENT, PARTS & SUPPLIES	7,000.00	8,472.01	12,297.59	(5,297.59)	-75.7%
150-10-55670-50	VOLUNTEER EXPENSES	100.00	-	-	100.00	100.0%
150-10-56340-12	CLEANING SUPPLIES	6,100.00	-	6,809.63	(709.63)	-11.6%
150-10-56600-12	FACILITY MAINTENANCE	7,350.00	29.22	9,539.62	(2,189.62)	-29.8%
150-10-56860-12	FOOD / BEVERAGES	200.00	-	-	200.00	100.0%
150-10-57100-12	OFFICE SUPPLIES	1,500.00	-	2,061.52	(561.52)	-37.4%
150-10-57200-12	POSTAGE / DELIVERY SERVICES	1,500.00	46.85	728.96	771.04	51.4%
150-10-57440-12	PROFESSIONAL PUBLS / SUBSCRIPTIONS	-	-	-	-	0.0%
150-10-57600-12	HONOR GUARD	1,000.00	863.10	979.56	20.44	2.0%
150-10-57620-12	REWARDS / RECOGNITION / FLOWER SUPPLIES	150.00	198.60	408.20	(258.20)	-172.1%
150-10-57660-12	PEER SUPPORT	100.00	-	-	100.00	100.0%
150-10-57680-12	TS ID BADGES	200.00	-	-	200.00	100.0%
150-10-58000-12	UNIFORMS (CIVILIAN)	15,400.00	579.61	13,813.04	1,586.96	10.3%
<b>Subtotal</b>		<b>40,600.00</b>	<b>10,189.39</b>	<b>46,638.12</b>	<b>(6,038.12)</b>	<b>-14.9%</b>
<b>Facility Services</b>						
150-10-59000-12	FACILITY RENT	6,000.00	500.00	6,000.00	-	0.0%
150-10-59020-12	ELECTRICITY	35,416.00	6,792.33	33,448.75	1,967.25	5.6%
150-10-59040-12	FACILITY PROJECTS	18,000.00	859.93	18,600.82	(600.82)	-3.3%
150-10-59060-12	NATURAL GAS	3,380.00	88.42	3,845.69	(465.69)	-13.8%
150-10-59100-08	PHONE	7,953.00	606.48	7,226.78	726.22	9.1%
150-10-59160-12	WATER SOFTENER SUPPLIES	1,920.00	195.18	2,082.04	(162.04)	-8.4%
150-10-59180-12	SEWER / SEPTIC	2,236.00	302.47	1,900.44	335.56	15.0%
150-10-59200-12	WATER	8,236.00	1,501.00	8,099.47	136.53	1.7%
<b>Subtotal</b>		<b>83,141.00</b>	<b>10,845.81</b>	<b>81,203.99</b>	<b>1,937.01</b>	<b>2.3%</b>



# Superstition Fire & Medical District Income Statement - Detail

For Fiscal: 2019-2020 Period Ending: 6/30/20

		Original Total Budget	Current Month Actual	YTD Actual Activity	Forecasted Remaining Budget	% Budget Remaining
<b>Operating Services</b>						
150-10-60180-08	COPIER MAINTENANCE & SUPPLIES	2,000.00	172.18	1,983.79	16.21	0.8%
150-10-60230-12	DOCUMENT DISPOSAL SERVICES	120.00	-	115.04	4.96	4.1%
150-10-60240-12	EXTERMINATING	1,300.00	210.60	1,054.33	245.67	18.9%
150-10-60310-08	INTERNET	36,000.00	2,502.48	30,187.07	5,812.93	16.1%
150-10-60580-12	LANDSCAPING	575.00	-	733.36	(158.36)	-27.5%
150-10-60580-12	REFUSE COLLECTION	900.00	159.74	1,369.58	(469.58)	-52.2%
150-10-60600-12	SECURITY & ALARM SYSTEMS	2,730.00	65.98	1,587.15	1,142.85	41.9%
150-10-60620-08	INDIVIDUAL SOFTWARE LICENSING	700.00	-	588.23	111.77	16.0%
150-10-60630-08	SYSTEM SERVER HOSTING	2,311.00	-	1,629.40	681.60	29.5%
150-10-60740-12	WATER & ICE (DRINKING)	3,900.00	495.51	4,593.08	(693.08)	-17.8%
	<b>Subtotal</b>	<b>50,536.00</b>	<b>3,606.49</b>	<b>43,841.03</b>	<b>6,694.97</b>	<b>13.2%</b>
<b>Professional Services</b>						
150-10-61020-12	ADMIN MEDICAL DIR - CONTRACT	15,000.00	3,750.00	15,000.00	-	0.0%
150-10-61060-12	NEW HIRE HR ADVERTISING	100.00	-	-	100.00	100.0%
150-10-61100-12	BACKGROUND / CREDIT REPORTG	1,000.00	-	383.00	617.00	61.7%
150-10-61160-08	CIS MAINT CONTRACT	2,500.00	2,500.00	2,500.00	-	0.0%
150-10-61170-08	CIS WEB HOSTING / DOMAIN CERTIFICATES	1,000.00	86.35	910.07	89.93	9.0%
150-10-61250-12	FIRE CHIEF SEARCH CONTINGENCY	10,000.00	-	-	10,000.00	100.0%
150-10-61260-12	CPA AUDIT SERVICES	4,000.00	-	4,000.00	-	0.0%
150-10-61300-12	LABOR RELATIONS CONSULTING/CONFERENCES	2,667.00	-	3,049.85	(382.85)	-14.0%
150-10-61700-12	VEHICLE / PROPERTY / LIABILITY INS	24,349.00	-	25,277.04	(928.04)	-3.8%
150-10-61860-12	GOVERNING BOARD LEGAL SERVICES	10,000.00	2,431.87	10,769.59	(769.59)	-7.7%
150-10-61880-12	HR / INVESTIGATION LEGAL SERVICES	-	-	2,670.00	(2,670.00)	0.0%
150-10-61920-12	MEDICAL EXAM SERVICES	350.00	-	325.00	25.00	7.1%
150-10-62020-12	PRINTING / PUBLISHING SERVICES	800.00	-	506.94	293.06	36.6%
150-10-62060-12	PROFESSIONAL ORGS / MEMBERSHIP	900.00	-	2,135.00	(1,235.00)	-137.2%
150-10-62105-08	GLOBAL SOFTWARE LICENSING	23,000.00	691.67	31,838.61	(8,838.61)	-38.4%
	<b>Subtotal</b>	<b>95,666.00</b>	<b>9,459.89</b>	<b>99,365.10</b>	<b>(3,699.10)</b>	<b>-3.9%</b>
<b>Training Services</b>						
150-10-63000-10	ADMIN FEES, BONDS & LEASES	350.00	2.56	160.49	189.51	54.1%
150-10-63140-10	INTEREST & FINANCE CHARGES	7,500.00	4,589.33	9,556.43	(2,056.43)	-27.4%
150-10-63150-10	FINANCIAL RESERVE	101,624.10	-	-	101,624.10	100.0%
150-10-63200-10	BILLING & COLLECTIONS FEES	152,469.00	27,216.61	158,206.05	(5,737.05)	-3.8%
150-10-64020-12	ADMIN TRAINING / CONFERENCES	600.00	-	394.54	205.46	34.2%
150-10-64040-12	BOARD OF DIRECTORS TRAINING	100.00	-	-	100.00	100.0%
150-10-64060-12	COLLEGE TUITION REIMBURSEMENT	6,715.00	459.00	1,052.40	5,662.60	84.3%
	<b>Subtotal</b>	<b>269,358.10</b>	<b>32,267.50</b>	<b>169,369.91</b>	<b>99,988.19</b>	<b>37.1%</b>
	<b>Administrative Services Operating Expense Total:</b>	<b>547,001.10</b>	<b>66,513.04</b>	<b>444,165.02</b>	<b>102,836.08</b>	<b>18.8%</b>
	<b>TOTAL ADMINISTRATIVE SERVICES</b>	<b>1,219,310.10</b>	<b>104,523.13</b>	<b>1,129,851.12</b>	<b>89,458.98</b>	<b>7.3%</b>
<b>DIVISION 20: TECHNICAL SERVICES</b>						
<b>Wages</b>						
150-20-50020-10	FLEET & FACILITIES STAFF	6,442.00	2,571.05	21,392.84	(14,950.84)	-232.1%
	<b>Technical Services Wages Total:</b>	<b>6,442.00</b>	<b>2,571.05</b>	<b>21,392.84</b>	<b>(14,950.84)</b>	<b>-232.1%</b>
<b>Equipment &amp; Machinery</b>						
150-20-54050-20	DIAGNOSTIC SOFTWARE	300.00	-	531.80	(231.80)	-77.3%
<b>Operating Supplies</b>						
150-20-55400-20	MECH EQUIPMENT, PARTS & SUPPLIES	650.00	-	409.12	240.88	37.1%
150-20-55580-20	TIRES	12,000.00	-	9,501.05	2,498.95	20.8%
150-20-55620-20	VEHICLE PARTS	10,000.00	767.62	16,773.13	(6,773.13)	-67.7%
	<b>Subtotal</b>	<b>22,650.00</b>	<b>767.62</b>	<b>26,683.30</b>	<b>(4,033.30)</b>	<b>-17.8%</b>
<b>Parts &amp; Supplies</b>						
150-20-56800-20	FLUIDS (ANTIFREEZE, BRAKE, TRANSMISSION)	600.00	-	745.90	(145.90)	-24.3%
150-20-56880-20	FUEL - DIESEL	24,200.00	3,530.61	28,231.47	(4,031.47)	-16.7%
150-20-56900-20	FUEL - UNLEADED	1,600.00	136.94	1,045.60	554.40	34.7%
150-20-57060-20	MISCELLANEOUS SHOP SUPPLIES	500.00	59.47	866.79	(366.79)	-73.4%
150-20-57140-20	ENGINE OIL	2,000.00	-	1,904.60	95.40	4.8%
150-20-58120-20	UNIFORMS & TOWELS (TECH SRVS)	377.00	92.65	390.93	(13.93)	-3.7%
	<b>Subtotal</b>	<b>29,277.00</b>	<b>3,819.67</b>	<b>33,185.29</b>	<b>(3,908.29)</b>	<b>-13.3%</b>
<b>Professional Services</b>						
150-20-61460-20	HAZARDOUS WASTE DISPOSAL	190.00	37.67	150.68	39.32	20.7%
150-20-62140-20	REPAIR & MAINTENANCE - FLEET	2,600.00	366.51	1,966.51	633.49	24.4%
	<b>Subtotal</b>	<b>2,790.00</b>	<b>404.18</b>	<b>2,117.19</b>	<b>672.81</b>	<b>24.1%</b>
<b>Training Services</b>						
150-20-64470-20	FLEET SERVICES TRAINING	2,000.00	-	-	2,000.00	100.0%
	<b>Technical Services Operating Expense Total:</b>	<b>57,017.00</b>	<b>4,991.47</b>	<b>62,517.58</b>	<b>(5,500.58)</b>	<b>-9.6%</b>
	<b>TOTAL TECHNICAL SERVICES</b>	<b>63,459.00</b>	<b>7,562.52</b>	<b>83,910.42</b>	<b>(20,451.42)</b>	<b>-32.2%</b>



# Superstition Fire & Medical District Income Statement - Detail

For Fiscal: 2019-2020 Period Ending: 6/30/20

		Original Total Budget	Current Month Actual	YTD Actual Activity	Forecasted Remaining Budget	% Budget Remaining
<b>DIVISION 30: COMMUNICATIONS SERVICES</b>						
<b>Operating Services</b>						
150-30-59080-15	PHONE / E-911 COMMUNICATION CIRCUITS	2,375.00	185.67	2,228.04	146.96	6.2%
150-30-60020-15	TOPAZ / G2 MAINTENANCE	9,400.00	244.00	4,230.01	5,169.99	55.0%
150-30-60340-08	MCT MAINTENANCE	6,723.00	-	5,042.14	1,680.86	25.0%
150-30-60350-08	MOBILE DATA OPERATIONS	8,000.00	865.19	8,404.55	(404.55)	-5.1%
150-30-60560-15	RADIO INFO SYSTEMS MAINTENANCE	1,250.00	-	75.00	1,175.00	94.0%
	<b>Subtotal</b>	<b>27,748.00</b>	<b>1,294.86</b>	<b>19,979.74</b>	<b>7,768.26</b>	<b>28.0%</b>
<b>Professional Services</b>						
150-30-61440-15	DISPATCH SERVICES - MFMD	145,996.00	24,075.48	155,398.52	(9,402.52)	-6.4%
<b>TOTAL COMMUNICATIONS SERVICES</b>		<b>173,744.00</b>	<b>25,370.34</b>	<b>175,378.26</b>	<b>(1,634.26)</b>	<b>-0.9%</b>
<b>DIVISION 40: TRANSPORT SERVICES</b>						
<b>Wages</b>						
150-40-50040-10	ASSISTANT CHIEFS	7,725.00	594.23	7,725.00	-	0.0%
150-40-50140-10	CON OPERATIONS MANAGEMENT	146,110.00	11,239.19	148,840.40	(2,730.40)	-1.9%
150-40-51010-10	BATTALION CHIEFS	10,399.00	799.92	10,399.00	-	0.0%
150-40-51030-10	CAPTAINS	29,595.00	2,276.54	29,595.00	-	0.0%
150-40-51600-10	PARAMEDIC (FULL TIME)	560,244.00	43,958.54	552,251.18	7,992.82	1.4%
150-40-51650-10	EMT (FULL TIME)	459,314.00	36,027.89	449,300.50	10,013.50	2.2%
150-40-51700-10	PARAMEDIC (PART TIME)	-	-	3,676.00	(3,676.00)	0.0%
150-40-51750-10	EMT (PART TIME)	-	162.00	3,729.38	(3,729.38)	0.0%
150-40-51800-10	SWORN COVERAGE - WAGES	-	10,338.74	75,188.87	(75,188.87)	0.0%
	<b>Subtotal</b>	<b>1,213,387.00</b>	<b>105,397.05</b>	<b>1,280,705.33</b>	<b>(67,318.33)</b>	<b>-5.5%</b>
<b>OT / Other Wages</b>						
150-40-52015-10	INJURY WAGES	-	-	-	-	0.0%
150-40-52560-10	HOLIDAY PAY	35,576.00	2,979.55	28,672.55	6,903.45	19.4%
150-40-52740-12	REGULAR OVERTIME	48,017.00	2,215.63	56,337.25	(8,320.25)	-17.3%
150-40-52750-12	SPECIAL OVERTIME	300.00	-	-	300.00	100.0%
150-40-52800-12	CONTRACTED SPECIAL EVENTS OVERTIME	1,000.00	-	-	1,000.00	100.0%
150-40-52850-47	SCBA OVERTIME	1,000.00	-	678.48	321.52	32.2%
150-40-53140-41	EMS TRAINING OT	-	-	-	-	0.0%
150-40-53380-41	NEW HIRE TRAINING	-	-	-	-	0.0%
	<b>Subtotal</b>	<b>85,893.00</b>	<b>5,195.18</b>	<b>85,688.28</b>	<b>204.72</b>	<b>0.0%</b>
<b>Transport Services Wages Total:</b>		<b>1,299,280.00</b>	<b>110,592.23</b>	<b>1,366,393.61</b>	<b>(67,113.61)</b>	<b>-5.2%</b>
<b>Equipment &amp; Machinery</b>						
150-40-54000-10	VEHICLE / EQUIPMENT LEASE PAYMENTS	175,148.00	-	175,147.68	0.32	0.0%
150-40-54080-41	EMS EQUIP & MACHINERY (ASSET)	2,000.00	-	-	2,000.00	100.0%
150-40-54300-42	PHYSICAL FITNESS EQUIPMENT (ASSET)	667.00	-	667.00	-	0.0%
	<b>Subtotal</b>	<b>177,815.00</b>	<b>-</b>	<b>175,814.68</b>	<b>2,000.32</b>	<b>1.1%</b>
<b>Operating Supplies</b>						
150-40-55100-41	EMS PARTS & SUPPLIES	5,000.00	-	4,795.68	204.32	4.1%
150-40-55440-42	PHYSICAL FITNESS TRAINING, TOOLS & SUPPLIES	1,000.00	-	-	1,000.00	100.0%
150-40-55480-42	SAFETY EQUIPMENT, PARTS & SUPPLIES	300.00	-	263.84	36.16	12.1%
150-40-56450-41	EMS MEDICAL SUPPLIES	180,000.00	4,282.63	195,273.89	(15,273.89)	-8.5%
150-40-56460-41	EMS MEDICATION RESTOCK SUPPLIES	25,000.00	3,386.90	14,203.28	10,796.72	43.2%
150-40-56500-41	COVID SUPPLIES	-	25,539.74	78,662.03	(78,662.03)	0.0%
150-40-57000-41	IMMUNIZATION CLINIC SUPPLIES	6,000.00	-	4,088.41	1,911.59	31.9%
150-40-57245-42	PPE REPLACEMENT	1,000.00	-	648.45	351.55	35.2%
	<b>Subtotal</b>	<b>218,300.00</b>	<b>33,209.27</b>	<b>297,935.58</b>	<b>(79,635.58)</b>	<b>-36.5%</b>
<b>Operating Services</b>						
150-40-60040-41	BIO-HAZARD WASTE	2,000.00	280.91	1,964.55	35.45	1.8%
150-40-60700-12	TOWEL & LINEN SERVICES	2,500.00	629.38	3,286.38	(786.38)	-31.5%
	<b>Subtotal</b>	<b>4,500.00</b>	<b>910.29</b>	<b>5,250.93</b>	<b>(750.93)</b>	<b>-16.7%</b>
<b>Professional Services</b>						
150-40-61120-12	BAY DOOR MAINTENANCE	2,600.00	285.25	3,684.57	(1,084.57)	-41.7%
150-40-61530-41	EMS CARDIAC MONITOR MAINT & SUPP	7,900.00	-	7,922.76	(22.76)	-0.3%
150-40-61650-12	INFECTION CONTROL MEDICAL EXAM SERVICE	1,000.00	-	-	1,000.00	100.0%
	<b>Subtotal</b>	<b>11,500.00</b>	<b>285.25</b>	<b>11,607.33</b>	<b>(107.33)</b>	<b>-0.9%</b>
<b>Training Services</b>						
150-40-64020-41	EMS CONFERENCES / OUTSIDE TRAINING	500.00	-	-	500.00	100.0%
150-40-64400-42	HEALTH, SAFETY, & WELLNESS TRNG & SUPPLIES	667.00	-	-	667.00	100.0%
	<b>Subtotal</b>	<b>1,167.00</b>	<b>-</b>	<b>-</b>	<b>1,167.00</b>	<b>100.0%</b>
<b>Transport Services Operating Expense Total:</b>		<b>413,282.00</b>	<b>34,404.81</b>	<b>490,608.52</b>	<b>(77,326.52)</b>	<b>-18.7%</b>
<b>TOTAL TRANSPORT OPERATIONS</b>		<b>1,712,562.00</b>	<b>144,997.04</b>	<b>1,857,002.13</b>	<b>(144,440.13)</b>	<b>-8.4%</b>



# Superstition Fire & Medical District Income Statement - Detail

For Fiscal: 2019-2020 Period Ending: 6/30/20

		Original Total Budget	Current Month Actual	YTD Actual Activity	Forecasted Remaining Budget	% Budget Remaining
<b>DIVISION 50: COMMUNITY SERVICES / FIRE PREVENTION</b>						
	<b>Parts &amp; Supplies</b>					
150-50-56920-50	SAFETY & EDUCATION PROMOTIONAL MATERIALS	500.00	-	484.11	15.89	3.2% <span style="color: green;">●</span>
	<b>Professional Services</b>					
150-50-61370-50	COMMUNITY RELATIONS PRINTED MATERIALS	500.00	-	484.11	15.89	3.2% <span style="color: green;">●</span>
<b>TOTAL COMMUNITY SERVICES / FIRE PREVENTION</b>		<b>1,000.00</b>	<b>-</b>	<b>968.22</b>	<b>31.78</b>	<b>3.2%</b> <span style="color: green;">●</span>
<b>GRAND TOTAL TRANSPORT SERVICES FUND</b>		<b>\$ 3,170,075.10</b>	<b>\$ 282,453.03</b>	<b>\$ 3,247,110.15</b>	<b>\$ (77,035.05)</b>	<b>-2.4%</b> <span style="color: red;">●</span>
<b>Net Financial Sources (Uses):</b>		<b>\$ (119,141.10)</b>	<b>\$ 13,372.72</b>	<b>\$ 57,915.33</b>	<b>\$ (177,056.43)</b>	
<b>Beginning Unrestricted Fund Balance July 1, 2019</b>		<b>\$119,141.10</b>				



## Superstition Fire & Medical District Income Statement - Detail

For Fiscal: 2019-2020 Period Ending: 6/30/20

		Original Total Budget	Current Month Actual	YTD Actual Activity	Forecasted Remaining Budget	% Budget Remaining
<b>Fund: 200 - CAPITAL PROJECTS</b>						
<b>Revenue</b>						
<b>Direct Taxes</b>						
200-10-41000-10	REAL & SECURED PROPERTY TAXES	939,048.00	8,014.99	940,380.03	(1,332.03)	-0.1%
200-10-41050-10	UNSECURED PERS PROPERTY TAXES	76,310.00	624.44	75,257.04	1,052.96	1.4%
200-10-41080-10	MARICOPA COUNTY PROPERTY TAXES	1,085.00	1,565.63	1,565.63	(480.63)	-44.3%
200-10-41200-10	SRP CONTRIBUTIONS	28,233.00	-	28,110.80	122.20	0.4%
	<b>Subtotal</b>	<b>\$ 1,044,676.00</b>	<b>\$ 10,205.06</b>	<b>\$ 1,045,313.50</b>	<b>\$ (637.50)</b>	<b>-0.1%</b>
200-10-45700-10	INVESTMENT EARNINGS	10,000.00	1,013.51	13,829.48	(3,829.48)	-38.3%
200-10-45900-10	OTHER INCOME	-	-	-	-	0.0%
200-80-48020-10	TRANSFER IN (150 FUND)	25,000.00	-	-	25,000.00	100.0%
200-80-48100-10	TRANSFER OUT (150 FUND)	-	-	-	-	0.0%
200-80-48100-10	TRANSFER OUT (400 FUND)	-	-	-	-	0.0%
200-90-49500-15	DISTRICT EQUIPMENT SALES	-	-	-	-	0.0%
	<b>Revenue Total:</b>	<b>\$ 1,079,676.00</b>	<b>\$ 11,218.57</b>	<b>\$ 1,059,142.98</b>	<b>\$ 20,533.02</b>	<b>1.9%</b>
<b>Expense</b>						
200-10-63000-10	ADMINISTRATIVE FEES	-	-	2.36	(2.36)	0.0%
200-10-63150-10	FINANCIAL RESERVE	335,957.74	0.06	35.95	335,921.79	100.0%
200-70-71002-25	BUILDINGS & SYSTEMS	65,839.00	21,443.74	75,281.58	(9,442.58)	-14.3%
200-70-72240-20	VEHICLES / GENERAL PURPOSE	938,354.00	-	839,676.20	98,677.80	10.5%
200-70-72340-20	APPARATUS EQUIPMENT	81,582.00	-	12,508.34	69,073.66	84.7%
200-70-72510-15	COMM MICROWAVE UPGRADE	37,207.00	1,118.00	12,997.96	24,209.04	65.1%
200-70-52515-15	COMM SYSTEM SOFTWARE	10,000.00	-	20,805.97	(10,805.97)	-108.1%
200-70-72660-15	RADIO COMM EQUIP - PORTABLE	32,575.00	-	78,799.78	(46,224.78)	-141.9%
200-70-72670-40	RADIO COMM EQUIP - WIRELESS	-	-	-	-	0.0%
200-70-72740-40	FIRE PROT EQUIP - SPECIALIZED	40,000.00	-	17,599.51	22,400.49	56.0%
200-70-72765-47	SCBA EQUIPMENT	14,134.00	-	14,132.53	1.47	0.0%
200-70-72770-47	SCBA PACKS & BOTTLES	8,700.00	-	8,687.88	12.12	0.1%
200-70-72800-40	THERMAL IMAGING CAMERAS	-	-	-	-	0.0%
200-70-73420-41	EMS CAPITAL EQUIPMENT	115,300.00	-	112,543.74	2,756.26	2.4%
200-70-73515-15	COMPUTER EQUIPMENT	70,585.00	-	-	70,585.00	100.0%
200-70-73520-15	COMPUTER SOFTWARE	32,020.00	(180.00)	8,100.00	23,920.00	74.7%
200-70-73540-15	FACILITY EQUIPMENT	10,343.00	-	-	10,343.00	100.0%
200-70-73840-42	FITNESS EQUIPMENT	-	-	-	-	0.0%
	<b>Expense Total:</b>	<b>\$ 1,792,596.74</b>	<b>\$ 22,381.80</b>	<b>\$ 1,201,171.80</b>	<b>\$ 591,424.94</b>	<b>33.0%</b>
	<b>Net Financial Sources (Uses):</b>	<b>\$ (712,920.74)</b>	<b>\$ (11,163.23)</b>	<b>\$ (142,028.82)</b>	<b>\$ (571,529.42)</b>	
	<b>Beginning Restricted Fund Balance July 1, 2019</b>	<b>\$712,920.74</b>				



# Superstition Fire & Medical District Income Statement - Detail

For Fiscal: 2019-2020 Period Ending: 6/30/20

	Original Total Budget	Current Month Actual	YTD Actual Activity	Forecasted Remaining Budget	% Budget Remaining
<b>Fund: 400 - SPECIAL REVENUE</b>					
<b>Revenue</b>					
400-10-45700-10	INVESTMENT EARNINGS	600.00	83.81	885.81	(285.81) -47.6%
400-10-46700-10	GRANT - FIRE PREVENTION	-	-	-	0.0%
400-10-46750-10	GRANT - FEMA (SHARE)	-	-	-	0.0%
400-10-46750-10	GRANT - OTHER	-	-	-	0.0%
400-10-47020-41	AED DONATIONS	23,500.00	-	27,000.00	(3,500.00) -14.9%
400-10-47100-41	EMS CARDIAC DONATIONS	1,000.00	-	-	1,000.00 100.0%
400-10-47110-41	EMS EQUIPMENT DONATIONS	-	-	-	0.0%
400-10-47120-50	FIRE PREVENTION / PUBLIC EDUCATION	1,000.00	-	-	1,000.00 100.0%
400-10-47130-10	GENERAL DONATIONS	5,000.00	45.00	3,910.55	1,089.45 21.8%
400-80-48020-02	TRANSFER IN (200 Fund)	-	-	-	0.0%
400-80-48020-10	TRANSFER IN (100 Fund)	-	-	-	0.0%
400-80-48100-10	TRANSFER OUT (100 Fund)	-	-	-	0.0%
<b>Revenue Total:</b>	<b>\$ 31,100.00</b>	<b>\$ 128.81</b>	<b>\$ 31,796.36</b>	<b>\$ (696.36)</b>	<b>-2.2%</b>
<b>Expense</b>					
400-10-63000-10	ADMINISTRATIVE FEES	-	4.98	33.08	(33.08) 0.0%
400-10-63610-10	UNDESIGNATED INVESTMENT EARNINGS RES	327.86	-	-	327.86 100.0%
400-50-77250-50	AED DONATIONS - EXPENDITURES	25,000.00	291.34	26,170.15	(1,170.15) -4.7%
400-50-77260-50	EMS EQUIPMENT DONATIONS	-	-	-	0.0%
400-50-77270-50	FIRE PREVENTION / PUBLIC EDUCATION	250.00	-	-	250.00 100.0%
400-50-77280-50	GENERAL DONATIONS	25,000.00	424.23	1,374.01	23,625.99 94.5%
400-70-77510-41	EMS CARDIAC DONATIONS	28,960.00	-	-	28,960.00 100.0%
400-70-78700-10	GRANT - FIRE PREVENTION	-	-	-	0.0%
400-70-78800-10	GRANT - OTHER	-	-	-	0.0%
400-70-79440-10	FEMA GRANT (FEDERAL SHARE)	-	-	-	0.0%
<b>Expense Total:</b>	<b>\$ 79,537.86</b>	<b>\$ 720.55</b>	<b>\$ 27,577.24</b>	<b>\$ 51,960.62</b>	<b>65.3%</b>
<b>Net Financial Sources (Uses):</b>	<b>\$ (48,437.86)</b>	<b>\$ (591.74)</b>	<b>\$ 4,219.12</b>	<b>\$ (52,656.98)</b>	
<b>Beginning Restricted Fund Balance July 1, 2019</b>	<b>\$48,437.86</b>				





# Superstition Fire & Medical District Income Statement - Detail

For Fiscal: 2019-2020 Period Ending: 6/30/20

		Original Total Budget	Current Month Actual	YTD Actual Activity	Forecasted Remaining Budget	% Budget Remaining
<b>Fund: 500 - DEBT RETIREMENT PRINCIPAL</b>						
<b>Revenue</b>						
500-10-41000-10	REAL & SECURED PROPERTY TAXES	469,524.00	4,148.66	490,270.61	(20,746.61)	-4.4%
500-10-41050-10	UNSECURED PERS PROPERTY TAXES	38,155.00	347.65	39,955.32	(1,800.32)	-4.7%
500-10-41200-10	SRP CONTRIBUTIONS	14,116.00	-	14,611.90	(495.90)	-3.5%
500-10-45700-10	INVESTMENT EARNINGS	10,000.00	1,126.85	9,501.80	498.20	5.0%
	<b>Revenue Total:</b>	<b>\$ 531,795.00</b>	<b>\$ 5,623.16</b>	<b>\$ 554,339.63</b>	<b>\$ (22,544.63)</b>	<b>-4.2%</b>
<b>Expense</b>						
500-10-63150-10	FINANCIAL RESERVE	215,692.27	0.02	19.82	215,672.45	100.0%
500-60-70500-10	DEBT SERVICE EXPENDITURE - PRINCIPAL	556,000.00	556,000.00	556,000.00	-	0.0%
	<b>Expense Total:</b>	<b>771,692.27</b>	<b>556,000.02</b>	<b>556,019.82</b>	<b>\$ 215,672.45</b>	<b>27.9%</b>
	<b>Net Financial Sources (Uses):</b>	<b>(239,897.27)</b>	<b>\$ (550,376.86)</b>	<b>\$ (1,680.19)</b>	<b>\$ (238,217.08)</b>	
	<b>Beginning Restricted Fund Balance July 1, 2019</b>	<b>\$239,897.27</b>				

		Original Total Budget	Current Month Actual	YTD Actual Activity	Forecasted Remaining Budget	% Budget Remaining
<b>Fund: 600 - DEBT RETIREMENT INTEREST</b>						
<b>Revenue</b>						
600-10-41000-10	REAL & SECURED PROPERTY TAXES	169,029.00	1,267.04	149,677.36	19,351.64	11.4%
600-10-41050-10	UNSECURED PERS PROPERTY TAXES	13,736.00	127.06	12,422.97	1,313.03	9.6%
600-10-41200-10	SRP CONTRIBUTIONS	5,082.00	-	4,503.48	578.52	11.4%
600-10-45700-10	INVESTMENT EARNINGS	1,500.00	186.62	1,645.02	(145.02)	-9.7%
	<b>Revenue Total:</b>	<b>\$ 189,347.00</b>	<b>\$ 1,580.72</b>	<b>\$ 168,248.83</b>	<b>\$ 21,098.17</b>	<b>11.1%</b>
<b>Expense</b>						
600-10-63150-10	FINANCIAL RESERVE	92,022.23	-	10.33	92,011.90	100.0%
600-60-70550-10	DEBT SERVICE EXPENDITURE - INTEREST	139,122.80	69,561.40	138,991.91	130.89	0.1%
	<b>Expense Total:</b>	<b>\$ 231,145.03</b>	<b>\$ 69,561.40</b>	<b>\$ 139,002.24</b>	<b>\$ 92,142.79</b>	<b>39.9%</b>
	<b>Net Financial Sources (Uses):</b>	<b>\$ (41,798.03)</b>	<b>\$ (67,980.68)</b>	<b>\$ 29,246.59</b>	<b>\$ (71,044.62)</b>	
	<b>Beginning Restricted Fund Balance July 1, 2019</b>	<b>\$41,798.03</b>				

# Superstition Fire & Medical District Monthly Pinal County Treasurer's Bank Account Reconciliation

## 100 General Fund

### Reconciliation References:

BB	Previous month's bank ending balance / current month's bank beginning balance
A	Interest Income
B	Current month's Pinal County real property tax receipts
C	Current month's Pinal County personal property tax receipts
D	Current month's Maricopa County tax receipts
E	Current month's deposits
F	Current month's Revenue transfers to the 200 Fund and from the 150 Fund
G	Current month's Accounts Payable disbursements
H	Current month's Payroll disbursements
I	Payroll wire service fees
J	Current month's refunded interest
K	Current month's bank ending balance
L	Accounts Payable checks outstanding at month-end
M	Payroll checks outstanding at month-end
N	Current month's deposit in transit
O	Payroll clearing account balance at month-end
P	Electronic / ACH clearing bank account balance at month-end
Q	Cash Balance per G/L Balance Sheet
R	Chase MasterCard credit card payment – warrant #1102030052 (paid 6/17/2020)
S	Chase MasterCard credit card payment – warrant #1102030101 (paid 6/30/2020)



**Superstition Fire & Medical District  
General (Fund 100) Cash Reconciliation  
Fiscal Year 2019 - 2020  
6/30/2020**

Book Balance as of: 6/1/2020 (4,642,859.16) BB

Activity During the Month

Journal Entries:

Interest Income (Expense): 5,041.18 5,041.18 (A)  
Cash Receipts

2015 Real Estate Taxes	-	(224.49)	(224.49)
2016 Real Estate Taxes	-	(200.73)	(200.73)
2017 Real Estate Taxes	-	(352.05)	(352.05)
2018 Real Estate Taxes	7.29		7.29
2019 Real Estate Taxes	104,700.22	(160.20)	104,540.02
2007 Pers. Prop. Taxes			0.00
2008 Pers. Prop. Taxes			0.00
2009 Pers. Prop. Taxes			0.00
2010 Pers. Prop. Taxes			0.00
2011 Pers. Prop. Taxes	69.72		69.72
2012 Pers. Prop. Taxes	4.07		4.07
2013 Pers. Prop. Taxes	18.10		18.10
2014 Pers. Prop. Taxes	58.05		58.05
2015 Pers. Prop. Taxes	146.53		146.53
2016 Pers. Prop. Taxes	372.95		372.95
2017 Pers. Prop. Taxes	325.81		325.81
2018 Pers. Prop. Taxes	1,173.59	(1,603.51)	(429.92)
2019 Pers. Prop. Taxes	8,238.44	(17.88)	8,220.56
SRP Contributions			-
FDAT			0.00
Maricopa County Taxes	1,625.73		1,625.73

Deposits 116,725.31 116,725.31  
Revenue Transfer 130,346.81 130,346.81

Cash Disbursements

A) Accounts Payable Activity	(296,032.05)	(296,032.05)
B) Payroll Activity	(1,311,187.04)	(1,311,187.04)
C) Payroll Wire Fees	(75.00)	(75.00)
D) Stop Payment Fee		-
D) Transfer In / Out		-
D) Transfer In / Out		-
D) Transfer In / Out		-
E) Refund Interest	(0.70)	(0.70)

\$368,853.80 (1,607,294.79) (5,883,859.01)

Pinal County Bank Balance

Ending Bank Balance as of: 6/30/2020 Balance from YTD Column 1,885,110.56 (K)

Less: Line of Credit Advances  
Less: Line of Credit Interest  
Plus: Line of Credit Payments  
Less: Outstanding Warrants  
Less: Deposit at bank, not in book

A/P	(76,171.60)	
Payroll	(8,184.96)	(84,356.56)
	(200.00)	(200.00)
		0.00

1,800,554.00

Cash Balance in Payroll Clearing Account 100.00  
Cash Balance in Electronic / ACH Clearing Account 200.00  
Petty Cash 100.00  
1,800,954.00

Prepared by: *[Signature]* 7/1/2020  
Reviewed by: *[Signature]* 7/6/2020

Balance per B/S 1,800,954.00 (G)

Difference 0.00



Pinal County Treasurer

Monthly Statement

Date Range: 6/1/2020 to 6/30/2020

Account	Period	YTD		
<b>6116421001</b>	<b>Superstition Fire &amp; Medical District</b>			
Begin Balance:	3,114,004.35	2,323,341.02		
Income:	366,294.94	15,561,479.80		
LOC Advance:	.00	368,346.75		
Expense:	(1,595,188.73)	(15,999,710.26)	LOC:	.00
LOC Payments:	.00	(368,346.75)	Warrants Outstanding:	(84,356.56)
Cash Balance:	(B) 1,885,110.56	1,885,110.56	End:	1,800,754.00

Monthly Statement Summary

Source Code	Description	MTDAmount	YTDAmount
<b>6116421001</b>	<b>Superstition Fire &amp; Medical District</b>	<b>Beginning Balance:</b> 3,114,004.35	2,323,341.02
11100.2015	2015 Real Estate Taxes	(224.49)	(221.95)
11100.2016	2016 Real Estate Taxes	(200.73)	(196.22)
11100.2017	2017 Real Estate Taxes	(352.05)	(349.62)
11100.2018	2018 Real Estate Taxes	7.29	172,598.09
11100.2019	2019 Real Estate Taxes	104,540.02	12,052,785.78
12100.2003	2003 Personal Property Taxes	.00	218.72
12100.2007	2007 Personal Property Taxes	.00	132.21
12100.2008	2008 Personal Property Taxes	.00	117.33
12100.2009	2009 Personal Property Taxes	.00	152.59
12100.2010	2010 Personal Property Taxes	.00	303.71
12100.2011	2011 Personal Property Taxes	69.72	474.23
12100.2012	2012 Personal Property Taxes	4.07	394.89
12100.2013	2013 Personal Property Taxes	18.10	670.93
12100.2014	2014 Personal Property Taxes	58.05	1,387.97
12100.2015	2015 Personal Property Taxes	146.53	2,048.73
12100.2016	2016 Personal Property Taxes	372.95	8,926.80
12100.2017	2017 Personal Property Taxes	325.81	6,842.11
12100.2018	2018 Personal Property Taxes	(429.92)	29,450.83
12100.2019	2019 Personal Property Taxes	8,220.56	941,988.94
14100.0	Salt River Contribution	.00	365,445.82
15130.0	Contributions Fire Assistance	.00	400,000.00
15150.0	Maricopa County Tax Collection	(D) 1,625.73	21,918.79
21100.40	Wells Fargo Bank Investment Interest	.00	431.81
21100.41	Wells Fargo Repo Investment Interest	.00	4,711.97
21100.43	Wells Fargo Trust Investment Interest	.58	228.87
21100.46	Wells Fargo Investment Investment Interest	(A) 1,266.00	8,669.18
21100.47	WF Money Market Investment Interest	118.83	1,007.57
21100.48	WF Brokerage Account Investment Interest	1,591.53	3,489.67
21100.55	Multi-Bank Securities Investment Interest	306.25	3,394.00
21100.70	Vining Sparks Investment Interest	1,427.50	19,346.34
21100.80	Stifel Nicolaus & Company Investment Interest	323.74	6,043.24
21100.90	PC Treasurer Reg Warrants Investment Interest	6.75	6.75
73100.0	Deposits	116,725.31	994,282.81
73750.0	Revenue Transfer	(F) 130,346.81	146,430.16
76100.0	Line of Credit Advance	.00	368,346.75
90400.0	Refund Interest	(.70)	(469.06)
90930.0	Warrants Redeemed	(G) (296,032.05)	(5,326,147.84)
91010.0	Line of Credit Payments	.00	(368,346.75)

(B) \$103,770.04

(C) \$8,795.81

(D)

(A) \$5,041.18

(F) (E)

(G) (J)



Pinal County Treasurer

Monthly Statement

Date Range: 6/1/2020 to 6/30/2020

91020.0	Line of Credit Interest Payment	.00	(882.19)
91220.0	Disbursed by County Treasurer	(1,299,080.98)	(10,303,189.42)
91280.0	Outgoing Wire Fee	(60.00)	(540.00)
91290.0	Outgoing Wire Surcharge	(15.00)	(135.00)
<b>Ending Balance:</b>		<b>1,885,110.56</b>	<b>1,885,110.56</b>

① 0752 ←

Monthly Statement Detail

Date	Notes	Doc #	Amount	C/D
<b>6116421001 Superstition Fire &amp; Medical District</b>			<b>Beginning Balance: 3,114,004.35</b>	
11100.2015 2015 Real Estate Taxes			Source Code Total: (224.49)	
06/29	Tax Distribution	0	(196.75)	C
06/30	Tax Distribution	0	(27.74)	C
11100.2016 2016 Real Estate Taxes			Source Code Total: (200.73)	
06/29	Tax Distribution	0	(135.45)	C
06/30	Tax Distribution	0	(23.31)	C
06/30	Tax Distribution	0	(41.97)	C
11100.2017 2017 Real Estate Taxes			Source Code Total: (352.05)	
06/29	Tax Distribution	0	(305.94)	C
06/30	Tax Distribution	0	(46.11)	C
11100.2018 2018 Real Estate Taxes			Source Code Total: 7.29	
06/09	Tax Distribution	0	2.43	C
06/17	Tax Distribution	0	2.43	C
06/22	Tax Distribution	0	2.43	C
0.2019 2019 Real Estate Taxes			Source Code Total: 104,540.02	
06/01	Tax Distribution	0	(160.20)	C
06/01	Tax Distribution	0	3,222.25	C
06/01	Tax Distribution	0	2,488.37	C
06/01	Tax Distribution	0	2,964.98	C
06/02	Tax Distribution	0	422.11	C
06/02	Tax Distribution	0	291.18	C
06/02	Tax Distribution	0	664.03	C
06/02	Tax Distribution	0	822.38	C
06/02	Tax Distribution	0	2,160.33	C
06/03	Tax Distribution	0	741.81	C
06/03	Tax Distribution	0	86.98	C
06/03	Tax Distribution	0	41.69	C
06/03	Tax Distribution	0	15,692.44	C
06/04	Tax Distribution	0	605.98	C
06/04	Tax Distribution	0	80.53	C
06/04	Tax Distribution	0	746.85	C
06/05	Tax Distribution	0	450.03	C
06/05	Tax Distribution	0	518.88	C
06/05	Tax Distribution	0	59.48	C
06/08	Tax Distribution	0	1,700.55	C
06/08	Tax Distribution	0	479.07	C
06/08	Tax Distribution	0	646.83	C
06/08	Tax Distribution	0	2,921.66	C
06/09	Tax Distribution	0	67.16	C
06/09	Tax Distribution	0	490.49	C
06/09	Tax Distribution	0	2,648.05	C
06/09	Tax Distribution	0	1,095.99	C
06/09	Tax Distribution	0	105.05	C
06/10	Tax Distribution	0	434.10	C
06/10	Tax Distribution	0	6,297.01	C
06/10	Tax Distribution	0	432.99	C
06/11	Tax Distribution	0	23,247.92	C

φ

φ

φ

\$104,700<sup>22</sup>



Pinal County Treasurer

Monthly Statement

Date Range: 6/1/2020 to 6/30/2020

06/11 Tax Distribution	0	15.62	C
06/11 Tax Distribution	0	8,675.53	C
06/11 Tax Distribution	0	2,172.56	C
06/12 Tax Distribution	0	3.84	C
06/12 Tax Distribution	0	624.85	C
06/15 Tax Distribution	0	220.56	C
06/15 Tax Distribution	0	1,370.81	C
06/15 Tax Distribution	0	640.28	C
06/16 Tax Distribution	0	332.54	C
06/16 Tax Distribution	0	308.40	C
06/17 Tax Distribution	0	443.98	C
06/17 Tax Distribution	0	42.36	C
06/17 Tax Distribution	0	425.95	C
06/17 Tax Distribution	0	1,650.57	C
06/18 Tax Distribution	0	224.80	C
06/18 Tax Distribution	0	1,590.88	C
06/19 Tax Distribution	0	3,645.95	C
06/19 Tax Distribution	0	1.09	C
06/22 Tax Distribution	0	236.62	C
06/22 Tax Distribution	0	19.07	C
06/22 Tax Distribution	0	10.42	C
06/23 Tax Distribution	0	258.68	C
06/23 Tax Distribution	0	10.41	C
06/24 Tax Distribution	0	359.13	C
06/24 Tax Distribution	0	196.97	C
06/24 Tax Distribution	0	418.64	C
06/25 Tax Distribution	0	1,662.29	C
06/25 Tax Distribution	0	39.99	C
06/25 Tax Distribution	0	43.82	C
06/26 Tax Distribution	0	169.56	C
06/26 Tax Distribution	0	1,479.71	C
06/29 Tax Distribution	0	225.51	C
06/29 Tax Distribution	0	4,438.94	C
06/30 Tax Distribution	0	103.08	C
06/30 Tax Distribution	0	9.64	C
12100.2011 2011 Personal Property Taxes		Source Code Total: 69.72	
06/10 Tax Distribution	0	69.72	C
12100.2012 2012 Personal Property Taxes		Source Code Total: 4.07	
06/02 Tax Distribution	0	4.07	C
12100.2013 2013 Personal Property Taxes		Source Code Total: 18.10	
06/29 Tax Distribution	0	18.10	C
12100.2014 2014 Personal Property Taxes		Source Code Total: 58.05	
06/29 Tax Distribution	0	58.05	C
12100.2015 2015 Personal Property Taxes		Source Code Total: 146.53	
06/02 Tax Distribution	0	13.94	C
06/10 Tax Distribution	0	5.09	C
06/11 Tax Distribution	0	6.45	C
06/25 Tax Distribution	0	11.71	C
06/29 Tax Distribution	0	52.24	C
06/29 Tax Distribution	0	57.10	C
12100.2016 2016 Personal Property Taxes		Source Code Total: 372.95	
06/02 Tax Distribution	0	56.74	C
06/02 Tax Distribution	0	41.36	C
06/08 Tax Distribution	0	122.90	C
06/10 Tax Distribution	0	5.19	C
06/22 Tax Distribution	0	7.58	C
06/25 Tax Distribution	0	11.93	C



Pinal County Treasurer

Monthly Statement

Date Range: 6/1/2020 to 6/30/2020

06/29	Tax Distribution	0	60.65	C
06/29	Tax Distribution	0	66.60	C
12100.2017 2017 Personal Property Taxes			Source Code Total: 325.81	
06/01	Tax Distribution	0	13.06	C
06/02	Tax Distribution	0	27.98	C
06/02	Tax Distribution	0	39.55	C
06/03	Tax Distribution	0	6.03	C
06/04	Tax Distribution	0	9.59	C
06/04	Tax Distribution	0	12.94	C
06/05	Tax Distribution	0	.33	C
06/09	Tax Distribution	0	8.63	C
06/10	Tax Distribution	0	3.36	C
06/10	Tax Distribution	0	17.08	C
06/11	Tax Distribution	0	24.73	C
06/16	Tax Distribution	0	2.10	C
06/23	Tax Distribution	0	20.35	C
06/25	Tax Distribution	0	11.93	C
06/29	Tax Distribution	0	60.41	C
06/29	Tax Distribution	0	66.59	C
06/30	Tax Distribution	0	1.15	C
12100.2018 2018 Personal Property Taxes			Source Code Total: (429.92)	
06/01	Tax Distribution	0	7.58	C
06/02	Tax Distribution	0	219.37	C
06/03	Tax Distribution	0	1.90	C
06/04	Tax Distribution	0	77.60	C
06/04	Tax Distribution	0	146.40	C
06/04	Tax Distribution	0	9.14	C
06/05	Tax Distribution	0	4.34	C
06/08	Tax Distribution	0	3.38	C
06/08	Tax Distribution	0	33.49	C
06/09	Tax Distribution	0	13.69	C
06/09	Tax Distribution	0	51.12	C
06/10	Tax Distribution	0	17.09	C
06/11	Tax Distribution	0	79.57	C
06/15	Tax Distribution	0	21.26	C
06/16	Tax Distribution	0	37.76	C
06/16	Tax Distribution	0	8.98	C
06/17	Tax Distribution	0	51.92	C
06/18	Tax Distribution	0	(4.27)	C
06/19	Tax Distribution	0	32.96	C
06/23	Tax Distribution	0	31.36	C
06/24	Tax Distribution	0	152.68	C
06/25	Tax Distribution	0	11.94	C
06/26	Tax Distribution	0	67.03	C
06/29	Tax Distribution	0	.37	C
06/29	Tax Distribution	0	65.63	C
06/29	Tax Distribution	0	(1,567.76)	C
06/30	Tax Distribution	0	22.20	C
06/30	Tax Distribution	0	(31.48)	C
06/30	Tax Distribution	0	4.83	C
12100.2019 2019 Personal Property Taxes			Source Code Total: 8,220.56	
06/01	Tax Distribution	0	537.52	C
06/01	Tax Distribution	0	617.91	C
06/01	Tax Distribution	0	30.32	C
06/02	Tax Distribution	0	218.93	C
06/02	Tax Distribution	0	49.48	C
06/02	Tax Distribution	0	501.79	C

1173<sup>59</sup>

421  
15672  
3148  
160351

8,23844

1310  
428  
1738



Pinal County Treasurer

Monthly Statement

Date Range: 6/1/2020 to 6/30/2020

06/02	Tax Distribution	0	(13.10)	C
06/03	Tax Distribution	0	136.82	C
06/03	Tax Distribution	0	27.72	C
06/03	Tax Distribution	0	579.33	C
06/04	Tax Distribution	0	9.60	C
06/04	Tax Distribution	0	70.87	C
06/04	Tax Distribution	0	297.60	C
06/04	Tax Distribution	0	210.67	C
06/04	Tax Distribution	0	196.81	C
06/05	Tax Distribution	0	59.77	C
06/05	Tax Distribution	0	35.89	C
06/08	Tax Distribution	0	207.52	C
06/08	Tax Distribution	0	286.86	C
06/08	Tax Distribution	0	162.69	C
06/08	Tax Distribution	0	164.40	C
06/09	Tax Distribution	0	23.93	C
06/09	Tax Distribution	0	26.78	C
06/09	Tax Distribution	0	3.39	C
06/09	Tax Distribution	0	86.03	C
06/10	Tax Distribution	0	152.43	C
06/10	Tax Distribution	0	11.69	C
06/10	Tax Distribution	0	51.21	C
06/11	Tax Distribution	0	187.18	C
06/12	Tax Distribution	0	8.02	C
06/12	Tax Distribution	0	65.86	C
06/12	Tax Distribution	0	3.48	C
06/12	Tax Distribution	0	266.65	C
06/15	Tax Distribution	0	55.11	C
06/15	Tax Distribution	0	54.66	C
06/15	Tax Distribution	0	27.16	C
06/16	Tax Distribution	0	78.01	C
06/16	Tax Distribution	0	45.90	C
06/16	Tax Distribution	0	104.02	C
06/16	Tax Distribution	0	15.45	C
06/17	Tax Distribution	0	134.46	C
06/17	Tax Distribution	0	82.67	C
06/18	Tax Distribution	0	35.37	C
06/18	Tax Distribution	0	(4.78)	C
06/18	Tax Distribution	0	47.06	C
06/19	Tax Distribution	0	17.91	C
06/19	Tax Distribution	0	4.79	C
06/22	Tax Distribution	0	426.61	C
06/22	Tax Distribution	0	21.35	C
06/23	Tax Distribution	0	27.55	C
06/23	Tax Distribution	0	84.70	C
06/23	Tax Distribution	0	31.35	C
06/23	Tax Distribution	0	83.40	C
06/24	Tax Distribution	0	43.32	C
06/24	Tax Distribution	0	187.78	C
06/25	Tax Distribution	0	40.60	C
06/25	Tax Distribution	0	11.93	C
06/26	Tax Distribution	0	114.92	C
06/26	Tax Distribution	0	240.37	C
06/26	Tax Distribution	0	148.58	C
06/29	Tax Distribution	0	309.22	C
06/30	Tax Distribution	0	23.01	C
06/30	Tax Distribution	0	452.03	C






Pinal County Treasurer

Monthly Statement

Date Range: 6/1/2020 to 6/30/2020

15150.0 Maricopa County Tax Collection		Source Code Total: 1,625.73
06/15 Superstition Fire Proceeds from Maricopa Co Wired	0	1,625.73 C
21100.43 Wells Fargo Trust Investment Interest		Source Code Total: .58
06/02 Investment Interest	0	.58 C
21100.46 Wells Fargo Investment Investment Interest		Source Code Total: 1,266.00
06/01 Investment Interest	0	574.78 C
06/01 Investment Interest	0	262.40 C
06/10 Investment Interest	0	18.16 C
06/15 Investment Interest	0	410.66 C
21100.47 WF Money Market Investment Interest		Source Code Total: 118.83
06/01 Investment Interest	0	118.83 C
21100.48 WF Brokerage Account Investment Interest		Source Code Total: 1,591.53
06/19 Investment Interest	0	296.20 C
06/24 Investment Interest	0	191.05 C
06/24 Investment Interest	0	198.41 C
06/26 Investment Interest	0	420.44 C
06/29 Investment Interest	0	296.76 C
06/30 Investment Interest	0	188.67 C
21100.55 Multi-Bank Securities Investment Interest		Source Code Total: 306.25
06/05 Investment Interest	0	306.25 C
21100.70 Vining Sparks Investment Interest		Source Code Total: 1,427.50
06/03 Investment Interest	0	111.36 C
06/04 Investment Interest	0	315.62 C
06/16 Investment Interest	0	343.59 C
06/19 Investment Interest	0	64.81 C
06/22 Investment Interest	0	271.71 C
06/23 Investment Interest	0	233.70 C
06/25 Investment Interest	0	86.71 C
21100.80 Stifel Nicolaus & Company Investment Interest		Source Code Total: 323.74
06/05 Investment Interest	0	323.74 C
21100.90 PC Treasurer Reg Warrants Investment Interest		Source Code Total: 6.75
06/30 Investment Interest	0	6.75 C
73160.0 Deposits		Source Code Total: 116,725.31
06/18 WIRED MONEY TO GENERAL FUND	0	670.00 C
06/25 WIRED MONEY TO GENERAL FUND	0	600.00 C
06/25 WIRED MONEY TO GENERAL FUND	0	13,280.00 C
06/30 100.10.43200.20 FLOFD/inv 5924, 5962 /ck 116741	0	1.10 C
06/30 100.10.43200.20 FLOFD/inv 5924, 5962 /ck 116693	0	4,406.29 C
06/30 100.10.43200.20 FLOFD/inv 5903, 5906/ck 116571	0	4,307.95 C
06/30 100.10.43200.20 Superior FD/inv 5914/ck 41691	0	475.56 C
06/30 100.10.43200.20 Superior FD/inv 5938,5949/ck 41735	0	8,253.50 C
06/30 100.10.42075.10 State Land/inv 5919/ck 219662405	0	4,305.00 C
06/30 100.10.59040.12 State Land/inv 5920/ck 219643904	0	312.00 C
06/30 100.10.43100.20 State Land/inv 5971,5972/219680033	0	43,286.29 C
06/30 100.10.43100.20 State Land/inv 5964,5963/218674772	0	5,775.82 C
06/30 100.10.43100.20 State Land /inv 5958/219673831	0	5,567.42 C
06/30 100.10.43100.20	0	2,317.50 C
06/30 100.10.43100.20 State Land/inv 5959/219677739	0	354.25 C
06/30 100.10.43100.20 State Land /inv 5930/219665829	0	4,589.15 C
06/30 100.10.42075.41 SprstnMtnMuseum/5904,5905/11387	0	5,302.80 C
06/30 100.20.55620.20 SetCom/inv 5939/ck 15166	0	214.03 C
06/30 100.20.55620.20 AAPAK/inv 5928/ck 3731	0	211.57 C
06/30 100.10.55340.20 First Call Auto/inv 5931/ck 1047	0	1,250.88 C
06/30 100.20.55620.20 NAPA/inv 5973/ck 5233949	0	54.75 C
06/30 100.10.53965.10 PSPRS/inv 5890/ck 211281	0	663.51 C
06/30 100.10.53965.10 P Bourbeois/inv 5889/ck 4250	0	1,271.58 C
06/30 100.10.53965.10 J Kevin/inv 5915/ck 26174292480	0	276.10 C



Pinal County Treasurer

Monthly Statement

Date Range: 6/1/2020 to 6/30/2020

06/30	100.10.53965.10 D Montgomery/inv 5888/ck 7709	0	545.84	C
06/30	100.10.45900.10 SRC Oil / inv 5957 / ck 12072	0	6.00	C
06/30	100.10.42700.50 SMCDFD/inv 5955 / ck 206923	0	100.00	C
06/30	100.10.42700.50 The Pueblo HOA /inv 5956/ck 14269	0	100.00	C
06/30	100.10.42700.50 Leesburg Group/inv 5944/ck 8288	0	100.00	C
06/30	100.10.42700.50 LoveGospelChurch/5788/20232147	0	100.00	C
06/30	100.10.42700.50 OldWestMachine/inv 5706/ck 11785	0	100.00	C
06/30	100.10.42700.50 The Stock Shop /inv 5742/ck 644	0	200.00	C
06/30	100.10.45900.10 Nationwide/inv 5896/ck 12583952	0	3,850.00	C
06/30	100.10.42200.41 Antenna Sites/inv 5940/ck 20353	0	763.74	C
06/30	100.20.62140.20 McNeil & Co/inv 5932/ck 117031	0	251.84	C
06/30	100.10.43300.50	0	100.00	C
06/30	100.10.43300.50 City of AJ/135a,176,294,301/102652	0	367.84	C
06/30	100.10.43300.50 City of AJ/5878,220/ck 102521	0	200.00	C
06/30	100.10.43500.41 J Christensen/inv 5952/CASH	0	153.00	C
06/30	100.10.45900.10 Thrusday GC /inv 5927 / ck 1106	0	40.00	C
06/30	100.10.42600.15 LO Joel W Black/inv 5923/ck 7697	0	20.00	C
06/30	100.10.42600.15 Lazzara Law/inv 5922/ck 43468837	0	20.00	C
06/30	100.10.42600.15 Goldberg & Osborne/inv 5936/64038	0	20.00	C
06/30	100.10.42700.50 Circle K /inv 5947/ck 10404263	0	1,500.00	C
06/30	100.10.42600.15 PetersonJohnson/inv 5970/73386	0	20.00	C
06/30	100.10.42600.15 State Farm/Inv 5968.ck 124990238	0	20.00	C
06/30	WIRED MONEY TO GENERAL FUND	0	400.00	C
0.0 Revenue Transfer			Source Code Total: 130,346.81	
06/22	Property Tax Transfer from 100 to 200 Fund	0	(1,565.63)	C
06/30	Transfer payment of COVID Supplies	0	1,912.44	C
06/30	Payment on Receivable from 150 Fund	0	130,000.00	C
90400.0 Refund Interest			Source Code Total: (.70)	
06/02	165244 100-37-043D1 2019 Adjustment/Corr Refund	165244	(.28)	D
06/02	165244 100-37-043D1 2019 Adjustment/Corr Refund	165244	(.11)	D
06/02	165246 B99-96-81474 2019 Adjustment/Corr Refund	165246	(.20)	D
06/25	165613 T99-82-39323 2019 Adjustment/Corr Refund	165613	(.11)	D
90930.0 Warrants Redeemed			Source Code Total: (296,032.05)	
06/01	Paid Warrants	0	(96,965.20)	D
06/02	Paid Warrants	0	(14,857.03)	D
06/03	Paid Warrants	0	(7,055.87)	D
06/04	Paid Warrants	0	(1,753.46)	D
06/05	Paid Warrants	0	(2,946.75)	D
06/08	Paid Warrants	0	(644.30)	D
06/09	Paid Warrants	0	(7,582.94)	D
06/10	Paid Warrants	0	(11,589.40)	D
06/11	Paid Warrants	0	(12,796.27)	D
06/12	Paid Warrants	0	(376.80)	D
06/15	Paid Warrants	0	(51,650.90)	D
06/16	Paid Warrants	0	(2,192.61)	D
06/17	Paid Warrants	0	(1,625.00)	D
06/19	Paid Warrants	0	(45.97)	D
06/23	Paid Warrants	0	(12,444.57)	D
06/24	Paid Warrants	0	(33,337.19)	D
06/25	Paid Warrants	0	(22,880.49)	D
06/26	Paid Warrants	0	(2,601.60)	D
06/29	Paid Warrants	0	(2,214.01)	D
06/30	Paid Warrants	0	(10,471.69)	D
91220.0 Disbursed by County Treasurer			Source Code Total: (1,299,080.98)	
06/11	Fire Employees Payroll Direct Deposit	0	(286,022.88)	D
06/11	Fire District Federal & State P/R Taxes	0	(64,199.69)	D
06/11	Fire District 457, union dues, pac	0	(46,357.39)	D



Pinal County Treasurer

Monthly Statement

Date Range: 6/1/2020 to 6/30/2020

06/11	Fire HSA	0	(9,101.85)	D
06/11	Fire PSPRS	0	(115,370.61)	D
06/11	Fire ASRS	0	(8,957.98)	D
06/17	Fire Employees Payroll Direct Deposit	0	(197,878.23)	D
06/17	Fire District Federal & State P/R Taxes	0	(39,214.34)	D
06/17	Fire District 457, union dues, pac	0	(1,739.90)	D
06/17	Fire HSA	0	(4,300.00)	D
06/25	Fire Employees Payroll Direct Deposit	0	(281,850.07)	D
06/25	Fire District Federal & State P/R Taxes	0	(64,587.39)	D
06/25	Fire District 457, union dues, pac	0	(46,502.98)	D
06/25	Fire HSA	0	(8,851.85)	D
06/25	Fire PSPRS	0	(115,148.98)	D
06/25	Fire ASRS	0	(8,996.84)	D
91280.0	Outgoing Wire Fee		Source Code Total: (60.00)	
06/11	Wire Transfer Chg P/R	0	(20.00)	D
06/17	Wire Transfer Chg P/R	0	(20.00)	D
06/25	Wire Transfer Chg P/R	0	(20.00)	D
91290.0	Outgoing Wire Surcharge		Source Code Total: (15.00)	
06/11	Wire Transfer Chg P/R	0	(5.00)	D
06/17	Wire Transfer Chg P/R	0	(5.00)	D
06/25	Wire Transfer Chg P/R	0	(5.00)	D

6116421001 Superstition Fire & Medical District **Ending Balance: 1,885,110.56**

Warrant Detail

Pa	Name	Warrant	Amount	Issue Dt	Status Dt	Voucher
----	------	---------	--------	----------	-----------	---------

6116421001 Superstition Fire & Medical District

Account Total: 380,388.61

Fund: 1102

Fund Total: 361,885.71

Status: OUTS

Status Total: 76,171.60 L

APACHE JUNCTION UNIFIED	1102030045	2,846.85	06/17/20	06/18/20
CITY OF APACHE JUNCTION	1102030054	3,772.41	06/17/20	06/18/20
EMPIRE SOUTHWEST, LLC	1102030058	197.28	06/17/20	06/18/20
FIRST CHOICE AUTO GLASS, INC.	1102030062	251.84	06/17/20	06/18/20
CSC ELECTRICAL CONTRACTOR, LLC	1102030063	1,125.00	06/17/20	06/18/20
PHOENIX TECHNOLOGY SOLUTIONS	1102030072	66.00	06/17/20	06/18/20
TOM'S CAMPERLAND, INC.	1102030082	1,406.82	06/17/20	06/18/20
TOSHIBA BUSINESS SOLUTIONS, INC	1102030083	172.16	06/17/20	06/18/20
ADR HARDWARE, LLC	1102030090	70.85	06/30/20	06/30/20
APACHE JUNCTION UNIFIED	1102030091	3,653.33	06/30/20	06/30/20
APACHE JUNCTION UNIFIED	1102030092	2,500.00	06/30/20	06/30/20
APACHE JUNCTION UNIFIED	1102030093	1,017.00	06/30/20	06/30/20
WATER UTILITIES COMM FD DBA	1102030094	85.34	06/30/20	06/30/20
ARIZONA WATER COMPANY, INC.	1102030095	831.19	06/30/20	06/30/20
ARIZONA PPE RECON, INC.	1102030096	366.50	06/30/20	06/30/20
ARIZONA FORESTRY DIVISION	1102030097	3,528.09	06/30/20	06/30/20
AT&T CORP	1102030098	934.16	06/30/20	06/30/20
BOUND TREE MEDICAL LLC	1102030099	204.99	06/30/20	06/30/20
BPCWS, PLLC	1102030100	1,421.68	06/30/20	06/30/20
CHASE	1102030101	714.97	06/30/20	06/30/20
CITY OF APACHE JUNCTION	1102030103	4,361.77	06/30/20	06/30/20
CITY OF MESA	1102030104	244.00	06/30/20	06/30/20
CITY OF MESA	1102030105	13,104.00	06/30/20	06/30/20
CO WELDING & RADIATOR, INC.	1102030106	448.88	06/30/20	06/30/20
COOKSON DOOR SALES OF AZ, INC	1102030107	285.25	06/30/20	06/30/20
ELLIOTT AUTO SUPPLY CO, INC.	1102030108	736.90	06/30/20	06/30/20
FIRST CALL AUTO & INDUSTRIAL	1102030109	300.22	06/30/20	06/30/20
FLEETPRIDE, INC	1102030110	306.28	06/30/20	06/30/20
CSC ELECTRICAL CONTRACTOR, LLC	1102030111	1,492.75	06/30/20	06/30/20
FREIGHTLINER OF ARIZONA, LLC	1102030112	1,249.91	06/30/20	06/30/20
ST HELEN AUTO & HARDWARE, INC.	1102030113	65.32	06/30/20	06/30/20

S



Pinal County Treasurer

Monthly Statement

Date Range: 6/1/2020 to 6/30/2020

GINCO PLUMBING LLC	1102030114	190.61	06/30/20	06/30/20
WEX BANK DBA	1102030115	3,081.13	06/30/20	06/30/20
GREEN & BAKER LTD	1102030116	108.00	06/30/20	06/30/20
MITCH MCCOLLOUGH	1102030117	540.35	06/30/20	06/30/20
SHERRY MUELLER	1102030118	150.00	06/30/20	06/30/20
PINAL COUNTY RECORDER'S OFFICE	1102030119	15.00	06/30/20	06/30/20
PITNEY BOWES	1102030120	93.68	06/30/20	06/30/20
PROPHET NETWORK INTEGRATION,IN	1102030121	12,500.00	06/30/20	06/30/20
REDBURN TIRE COMPANY, INC.	1102030122	688.67	06/30/20	06/30/20
RIGHT AWAY DISPOSAL, LLC	1102030123	277.13	06/30/20	06/30/20
SALT RIVER PROJECT	1102030124	6,829.34	06/30/20	06/30/20
SAN TAN FORD	1102030125	77.16	06/30/20	06/30/20
SOUTHWEST GAS CORPORATION	1102030126	101.09	06/30/20	06/30/20
SUPERSTITION MOUNTAINS CFD #1	1102030127	128.70	06/30/20	06/30/20
MATLICK ENTERPRISES INC DBA	1102030128	508.81	06/30/20	06/30/20
UNIFIRST CORPORATION	1102030129	1,159.60	06/30/20	06/30/20
WELLS FARGO BARNK, N.A.	1102030130	524.70	06/30/20	06/30/20
POWER ACQUISITION, LLC.	1102030131	826.49	06/30/20	06/30/20
MAGIC PEST CONTROL	1102030132	609.40	06/30/20	06/30/20
Status: PAID				Status Total: 285,714.11
GEOF SHIVELY	1102029780	621.00	03/18/20	06/26/20
MATTHEW PEREZ	1102029843	180.82	04/08/20	06/04/20
PROPHET NETWORK INTEGRATION,IN	1102029899	4,755.05	04/22/20	06/09/20
AFLAC	1102029966	7,169.52	05/20/20	06/02/20
APACHE JUNCTION UNIFIED	1102029967	5,158.11	05/20/20	06/30/20
WATER UTILITIES COMM FD DBA	1102029968	148.54	05/20/20	06/02/20
AHUC RESCUE LLC	1102029970	851.79	05/20/20	06/05/20
CITY OF APACHE JUNCTION	1102029976	2,683.13	05/20/20	06/02/20
CITY OF MESA	1102029977	20,248.60	05/20/20	06/01/20
DELTA DENTAL OF ARIZONA	1102029978	2,690.02	05/20/20	06/01/20
ROBERT E DEBOW JR. CONST, INC.	1102029980	263.22	05/20/20	06/01/20
FIRST CALL AUTO & INDUSTRIAL	1102029981	1,447.54	05/20/20	06/02/20
KANSAS STATE BANK OF MANHATTAN	1102029984	158.41	05/20/20	06/01/20
RIGHT AWAY DISPOSAL, LLC	1102029989	229.18	05/20/20	06/02/20
RV STRIPES & GRAPHICS, INC.	1102029990	43.01	05/20/20	06/02/20
UNITED HEALTHCARE INSURANCE CO	1102029995	72,627.08	05/20/20	06/01/20
USA CARPET & UPHOLSTERY	1102029996	1,335.02	05/20/20	06/03/20
WATER UTILITIES COMM FD DBA	1102029998	67.34	05/27/20	06/16/20
ARIZONA WATER COMPANY, INC.	1102029999	526.18	05/27/20	06/04/20
AT&T CORP	1102030000	976.33	05/27/20	06/04/20
DIVERSIFIED INSPECTIONS /	1102030001	272.34	05/27/20	06/03/20
ELLIOTT AUTO SUPPLY CO, INC.	1102030002	469.96	05/27/20	06/05/20
FLEETPRIDE, INC	1102030003	114.67	05/27/20	06/09/20
GINCO PLUMBING LLC	1102030004	977.87	05/27/20	06/01/20
ARIZONA BEST SEAL TEAM, DBA:	1102030005	495.00	05/27/20	06/24/20
HONEYWELL ANALYTICS	1102030006	772.00	05/27/20	06/03/20
L.N. CURTIS & SONS	1102030007	1,029.20	05/27/20	06/03/20
MESA DISCOUNT, INC	1102030008	644.30	05/27/20	06/08/20
MOTOROLA SOLUTIONS, INC	1102030009	2,683.82	05/27/20	06/03/20
MUNICIPAL EMERGENCY SERV. INC.	1102030010	70.13	05/27/20	06/04/20
PROPHET NETWORK INTEGRATION,IN	1102030011	280.00	05/27/20	06/12/20
PROSHRED SECURITY ARIZONA	1102030012	46.64	05/27/20	06/03/20
PINNACLE PEAK HOLDING CORP	1102030013	1,051.16	05/27/20	06/11/20
SHOPPERS SUPPLY, LLC	1102030014	45.97	05/27/20	06/19/20
VETERINARIAN PHYSICIAN'S GROUP	1102030015	50,000.00	05/27/20	06/15/20
WATER UTILITIES ENTERPRISES, INC	1102030016	916.85	05/27/20	06/03/20
POWER ACQUISITION, LLC.	1102030017	1,127.89	05/27/20	06/02/20
ACUITY SPECIALTY PRODUCTS	1102030018	170.55	05/27/20	06/02/20
ADR HARDWARE, LLC	1102030019	96.80	06/03/20	06/12/20
ARIZONA WATER COMPANY, INC.	1102030020	193.22	06/03/20	06/09/20
ARIZONAWATERCONDITIONING DBA	1102030021	406.01	06/03/20	06/15/20
BOUND TREE MEDICAL LLC	1102030022	951.17	06/03/20	06/11/20



Pinal County Treasurer

Monthly Statement

Date Range: 6/1/2020 to 6/30/2020

Account Name	Account ID	Amount	Payment Date	Due Date
COOKSON DOOR SALES OF AZ, INC	1102030023	710.59	06/03/20	06/11/20
EFFICIENT ROOFING, LLC	1102030024	125.00	06/03/20	06/15/20
FIRST CALL AUTO & INDUSTRIAL	1102030025	2,164.61	06/03/20	06/11/20
ST HELEN AUTO & HARDWARE, INC.	1102030026	287.60	06/03/20	06/16/20
WEX BANK DBA	1102030027	1,119.89	06/03/20	06/15/20
HUGHES FIRE EQUIPMENT, INC.	1102030028	2,673.63	06/03/20	06/10/20
L.N. CURTIS & SONS	1102030029	2,520.00	06/03/20	06/09/20
MEDIACOM	1102030030	5,691.84	06/03/20	06/10/20
MEDIACOM	1102030031	344.26	06/03/20	06/10/20
THE PREPLANNERS, LLC	1102030032	2,000.00	06/03/20	06/11/20
RIGHT AWAY DISPOSAL, LLC	1102030033	69.69	06/03/20	06/24/20
SALT RIVER PROJECT	1102030034	5,492.25	06/03/20	06/11/20
SAN TAN FORD	1102030035	17.66	06/03/20	06/10/20
SOUTHWEST GAS CORPORATION	1102030036	108.47	06/03/20	06/11/20
SUPERSTITION MOUNTAINS CFD #1	1102030037	128.70	06/03/20	06/10/20
SUPERSTITION SAFETY SERV, LLC	1102030038	318.02	06/03/20	06/11/20
THOMAS PIPE & SUPPLY, LLC	1102030039	153.64	06/03/20	06/10/20
TOSHIBA BUSINESS SOLUTIONS, INC	1102030040	172.16	06/03/20	06/30/20
MATLICK ENTERPRISES INC DBA	1102030041	2,579.67	06/03/20	06/10/20
AA COOLING AND HEATING LLC	1102030042	5,880.10	06/17/20	06/24/20
ZICHERON, INC. DBA	1102030043	1,075.12	06/17/20	06/25/20
AFLAC	1102030044	4,779.68	06/17/20	06/30/20
WATER UTILITIES COMM FD DBA	1102030046	128.41	06/17/20	06/30/20
ARIZONA WATER COMPANY, INC.	1102030047	163.75	06/17/20	06/26/20
ARIZONA PPE RECON, INC.	1102030048	434.00	06/17/20	06/23/20
BREITEN ESPIE	1102030049	1,383.33	06/17/20	06/23/20
BR... S, PLLC	1102030050	4,589.02	06/17/20	06/24/20
BUD'S BULK ICE SERVICE, INC	1102030051	1,283.15	06/17/20	06/29/20
CHASE	1102030052	2,677.25	06/17/20	06/23/20
CITY OF MESA	1102030055	13,348.02	06/17/20	06/25/20
ROBERT E DEBOW JR. CONST, INC.	1102030056	635.34	06/17/20	06/29/20
EFFICIENT ROOFING, LLC	1102030057	305.00	06/17/20	06/25/20
ELLIOTT AUTO SUPPLY CO, INC.	1102030059	568.72	06/17/20	06/26/20
MIKE FARBER	1102030060	3,417.00	06/17/20	06/23/20
FIRST CALL AUTO & INDUSTRIAL	1102030061	233.33	06/17/20	06/30/20
FREIGHTLINER OF ARIZONA, LLC	1102030064	796.87	06/17/20	06/23/20
LIBERTY WATER COMPANY, INC.	1102030065	51.74	06/17/20	06/24/20
LIBERTY WATER COMPANY, INC.	1102030066	90.12	06/17/20	06/24/20
CRAIG HALVER	1102030067	138.63	06/17/20	06/23/20
HUGHES FIRE EQUIPMENT, INC.	1102030068	1,148.28	06/17/20	06/25/20
J HIGGINS LTD INC	1102030069	1,578.29	06/17/20	06/25/20
MEDIACOM	1102030070	86.63	06/17/20	06/23/20
MESA DISCOUNT, INC	1102030071	295.52	06/17/20	06/29/20
CENTURYLINK	1102030073	175.12	06/17/20	06/24/20
CENTURYLINK	1102030074	1,263.32	06/17/20	06/24/20
RAY'S PRINTING, INC.	1102030075	266.33	06/17/20	06/24/20
RWC INTERNATIONAL, LTD	1102030076	209.22	06/17/20	06/24/20
SAN TAN FORD	1102030077	603.98	06/17/20	06/24/20
GARY A. SMITH, MD, PLLC	1102030078	7,500.00	06/17/20	06/24/20
SOLVENT RECY-CLEAN, INC	1102030079	75.34	06/17/20	06/23/20
STANDARD INSURANCE COMPANY	1102030080	5,222.18	06/17/20	06/25/20
SUPERSTITION SAFETY SERV, LLC	1102030081	45.00	06/17/20	06/25/20
MATLICK ENTERPRISES INC DBA	1102030084	10,342.85	06/17/20	06/24/20
UNIFIRST CORPORATION	1102030086	1,248.13	06/17/20	06/26/20
VEP... ON WIRELESS SERVICES LLC	1102030087	1,800.70	06/17/20	06/24/20
W... S ENTERPRISES, INC	1102030088	42.92	06/17/20	06/23/20
POWER ACQUISITION, LLC.	1102030089	158.60	06/17/20	06/25/20
Fund: 1103				Fund Total: 18,502.90
Status: OUTS				Status Total: 8,184.96
PUBLIC SAFETY PERSONNEL RETIREMENT SYSTEM	1103018247	2,934.17	05/29/20	05/28/20
JOSE K SEPULVEDA	1103018251	1,788.12	06/19/20	06/17/20
AZ FF RETIREE HEALTH TRUST FUND	1103018253	1,625.00	06/26/20	06/24/20

R

(M)



Pinal County Treasurer

Monthly Statement

Date Range: 6/1/2020 to 6/30/2020

SUPPORT PAYMENT CLEARINGHOUSE	1103018254	1,837.67	06/26/20	06/24/20	
Status: PAID					Status Total: 10,317.94
AZ FF RETIREE HEALTH TRUST FUND	1103018246	1,625.00	05/29/20	06/05/20	
SUPPORT PAYMENT CLEARINGHOUSE	1103018248	1,837.67	05/29/20	06/02/20	
AZ FF RETIREE HEALTH TRUST FUND	1103018249	1,625.00	06/12/20	06/17/20	
SUPPORT PAYMENT CLEARINGHOUSE	1103018250	1,837.67	06/12/20	06/16/20	
GEORGE W NASELLO	1103018252	3,392.80	06/19/20	06/23/20	
	Count		Amount		
Total OUTS:	54	84,356.56			
Total PAID:	104	296,032.05			

---



**Superstition Fire & Medical District  
General (Fund 100) Cash Reconciliation  
Fiscal Year 2019 - 2020  
5/31/2020**

	Deposits (Cash Receipts)	Cash Disbursements	Refunded Taxes	Book Balance
Book Balance as of: 5/1/2020				<u>(3,886,622.13)</u> <b>BB</b>
<u>Activity During the Month</u>				
Journal Entries:				
Interest Income (Expense):	4,185.15			4,185.15 <b>A</b>
Cash Receipts				
2015 Real Estate Taxes				-
2016 Real Estate Taxes				-
2017 Real Estate Taxes				0.00 <b>B</b>
2018 Real Estate Taxes				0.00
2019 Real Estate Taxes	435,434.58		(178.57)	435,256.01
2007 Pers. Prop. Taxes				0.00
2008 Pers. Prop. Taxes				0.00
2009 Pers. Prop. Taxes	20.12			20.12
2010 Pers. Prop. Taxes	28.61			28.61
2011 Pers. Prop. Taxes	55.23			55.23 <b>C</b>
2012 Pers. Prop. Taxes				0.00
2013 Pers. Prop. Taxes				0.00
2014 Pers. Prop. Taxes	224.76			224.76
2015 Pers. Prop. Taxes	489.41			489.41
2016 Pers. Prop. Taxes	4,582.74			4,582.74
2017 Pers. Prop. Taxes	2,070.47			2,070.47
2018 Pers. Prop. Taxes	6,237.67			6,237.67
2019 Pers. Prop. Taxes	37,159.02		(86.79)	37,072.23 <b>D</b>
SRP Contributions	182,722.91			182,722.91 <b>E</b>
FDAT				0.00
Maricopa County Taxes	7,332.65			7,332.65 <b>F</b>
Deposits	128,906.66			128,906.66 <b>F</b>
Revenue Transfer				0.00
Cash Disbursements				
A) Accounts Payable Activity		(248,352.94)		(248,352.94) <b>G</b>
B) Payroll Activity		(1,316,990.33)		(1,316,990.33) <b>H</b>
C) Payroll Wire Fees		(50.00)		(50.00) <b>I</b>
D) Stop Payment Fee				-
D) Transfer In / Out				-
D) Transfer In / Out				-
D) Transfer In / Out				-
E) Refund Interest		(28.38)		(28.38) <b>J</b>
	<u>\$809,449.98</u>	<u>(1,565,421.65)</u>		<u>(4,642,859.16)</u> <b>BB-June</b>
<u>Pinal County Bank Balance</u>				
Ending Bank Balance as of: 5/31/2020		Balance from YTD Column		3,114,004.35 <b>K</b>
Less: Line of Credit Advances				
Less: Line of Credit Interest				
Plus: Line of Credit Payments				
Less: Outstanding Warrants		A/P <b>L</b> (183,348.24)		(183,348.24)
Less:		Payroll <b>M</b> (6,396.84)		(6,396.84)
				0.00
				0.00
				<u>2,924,259.27</u>
		Cash Balance in Payroll Clearing Account		100.00 <b>N</b>
		Cash Balance in Electronic / ACH Clearing Account		0.00
		Petty Cash		100.00
				<u>2,924,459.27</u>
Prepared by: <i>[Signature]</i> 6/2/2020				Balance per B/S 2,924,459.27 <b>O</b>
Reviewed by: <i>[Signature]</i> 6/2/2020				Difference 0.00



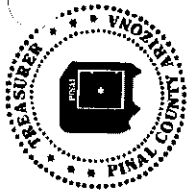


CASH RECEIPTS

June 2020 M & O DEPOSITS

Date	Control #	Amount	Account #	Description
6/18/2020		450.00		Farnsworth Piping / inv 5875 / CC
		20.00		Superstition Mtn Dental / inv 5935 / CC
		200.00		Metro Fire Equip / inv 5937 / CC
		<b>670.00</b>		Wire Transfer <b>E-1</b>
6/25/2020		600.00		Complete Fire Protection / inv 5950 / CC
		<b>600.00</b>		Wire Transfer <b>E-2</b>
6/25/2020		13,280.00		State Land/ Land usage payment/
		<b>13,280.00</b>		Wire Transfer <b>E-3</b>
6/30/2020		153.00	100.10.43500.41	J Christensen/inv 5952/CASH
		40.00	100.10.45900.10	Thrusday GC /inv 5927 / ck 1106
		20.00	100.10.42600.15	LO Joel W Black/inv 5923/ck 7697
		20.00	100.10.42600.15	Lazzara Law/inv 5922/ck 43468837
		20.00	100.10.42600.15	Goldberg & Osborne/inv 5936/64038
		1,500.00	100.10.42700.50	Circle K /inv 5947/ck 10404263
		20.00	100.10.42600.15	Peterson Johnson/inv 5970/73386
		20.00	100.10.42600.15	State Farm/inv 5968.ck 124990238
		<b>1,793.00</b>		<b>E-5</b>
6/30/2020		6.00	100.10.45900.10	SRC Oil / inv 5957 / ck 12072
		100.00	100.10.42700.50	SMCFD/inv 5955 / ck 206923
		100.00	100.10.42700.50	The Pueblo HOA /inv 5956/ck 14289
		100.00	100.10.42700.50	Leesburg Group/inv 5944/ck 8288
		100.00	100.10.42700.50	Love Gospel Church/5798/20232147
		100.00	100.10.42700.50	Old West Machine/inv 5706/ck 11785
		200.00	100.10.42700.50	The Stock Shop /inv 5742/ck 644
		3,850.00	100.10.45900.10	Nationwide/inv 5896/ck 12583952
		763.74	100.10.42200.41	Antenna Sites/inv 5940/ck 20353
		251.84	100.20.62140.20	McNeil & Co/inv 5932/ck 117031
		100.00	100.10.43300.50	City of AJ/inv 00289/ck 102805
		367.84	100.10.43300.50	City of AJ/135a,176,294,301/102852
		200.00	100.10.43300.50	City of AJ/5878,220/ck 102521
		663.51	100.10.53965.10	PSPRS/inv 5890/ck 211281
		1,271.58	100.10.53965.10	P Bourbeois/inv 5889/ck 4250
		276.10	100.10.53965.10	J Kevin/inv 5915/ck 26174292480
		545.84	100.10.53965.10	D Montgomery/inv 5888/ck 7709
		<b>8,996.45</b>		<b>E-5</b>
6/30/2020		1.10	100.10.43200.20	FLOFD/inv 5924, 5962 /ck 116741
		4,406.29	100.10.43200.20	FLOFD/inv 5924, 5962 /ck 116693
		4,307.95	100.10.43200.20	FLOFD/inv 5903, 5906/ck 116571
		475.56	100.10.43200.20	Superior FD/inv 5914/ck 41691
		8,253.50	100.10.43200.20	Superior FD/inv 5938,5949/ck 41735
		4,305.00	100.10.42075.10	State Land/inv 5919/ck 219662405
		312.00	100.10.59040.12	State Land/inv 5920/ck 219643904
		43,286.29	100.10.43100.20	State Land/inv 5971,5972/219680033
		5,775.82	100.10.43100.20	State Land/inv 5964,5963/218674772
		5,567.42	100.10.43100.20	State Land /inv 5958/219673831
		2,317.50	100.10.43100.20	State Land/inv 5921/219663713
		354.25	100.10.43100.20	State Land/inv 5959/219677739
		4,589.15	100.10.43100.20	State Land /inv 5930/2196665829
		5,302.80	100.10.42075.41	SprstrnMtnMuseum/5904,5905/11387
		214.03	100.20.55620.20	SetCom/inv 5939/ck 15166
		211.57	100.20.55620.20	AAPAK/inv 5928/ck 3731
		1,250.88	100.10.55340.20	First Call Auto/inv 5931/ck 1047
		<b>90,931.11</b>		<b>E-5</b>
6/30/2020		300.00	100.10.42700.50	Metro Fire-Toast/inv 5967/cc
		100.00	100.10.42700.50	Little Prospector /inv 5960/cc
		<b>400.00</b>		Wire Transfer <b>E-4</b>
6/30/2020		54.75	100.20.55620.20	NAPA/inv 5973/ck 5233949
		<b>54.75</b>		Wire Transfer <b>E-5</b>
June 2020 Totals		<b>116,725.31</b>		

**E**



Control No. 348800

# Pinal County, Treasurer Pending Treasurer Receipt

Treasurer's Office Use


Receipt No.:

Posted By:

Receipt Date: 6/18/2020      Cash: \$0.00      Submitted By: JenniferBurke1  
 Total Amount: \$670.00      Check: \$0.00      Department: Superstition Fire & Medical District  
 Wire/Direct Deposit: \$670.00  
 Credit Card: \$0.00

GL	Source	Cost	Object	Subsid	Subfid	Type	Notes	Amount
6116421001	73160.0						WIRED MONEY TO GENERAL FUND	\$670.00

E-1



Control No. 349132

# Pinal County Treasurer Pending Treasurer Receipt

Treasurer's Office Use

Receipt No.:

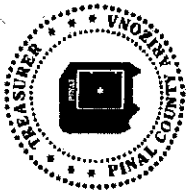
Posted By:

Receipt Date: 6/25/2020    Cash: \$0.00    Submitted By: JenniferBurke1  
 Total Amount: \$600.00    Check: \$0.00    Department: Superstition Fire & Medical District  
                                  Wire/Direct Deposit: \$600.00  
                                  Credit Card: \$0.00

GL	Source	Cost	Object	Subsid	Subled	Type	Notes	Amount
6116421001	73160.0						WIRED MONEY TO GENERAL FUND	\$600.00

E-2





# Pinal County Treasurer Pending Treasurer Receipt

Control No. 349271

Treasurer's Office Use

Receipt No.:

Posted By:

Receipt Date: 6/30/2020      Cash: \$0.00      Submitted By: JenniferBurke1  
 Total Amount: \$400.00      Check: \$0.00      Department: Superstition Fire & Medical District  
                                  Wire/Direct Deposit: \$400.00  
                                  Credit Card: \$0.00

GL	Source	Cost	Object	Subsid	Subled	Type	Notes	Amount
6116421001	73160.0						WIRED MONEY TO GENERAL FUND	\$400.00

64



**Superstition Fire & Medical District**

**AR Payment Register (Detail)**

Bank ID: Equal To D

ck No. / Payment ID	Payee Name / Customer Name	Invoice No. / Account Number	Amount Paid
<b>BANK: D - M &amp; O GENERAL FUND CHECKING</b>			
<b>DEPOSIT: 2,815      DATE: 06/18/20</b>			<b>(CONTINUED)</b>
		<b>CREDIT CARD # 76312130 TOTAL:</b>	<b>\$20.00</b>
76404531	Metro Fire Equip/5937 (ONETIMECUST) (ONETIMECUST)	Credit Card Invoice : 005937 Invoice : 005937	\$200.00 \$100.00 \$100.00
		<b>CREDIT CARD # 76404531 TOTAL:</b>	<b>\$200.00</b>
		<b>DEPOSIT 2,815 TOTAL:</b>	<b>\$670.00</b>
<b>DEPOSIT: 2,816      DATE: 06/24/20</b>			
00434, 00434R	CITOAJ/4434, 4434r City of Apache Junction (CITOAJ) City of Apache Junction (CITOAJ)	Transfer Invoice : 2019-00434 Invoice : 2019-00434R	\$0.00 \$100.00 -\$100.00
		<b>TRANSFER TOTAL:</b>	<b>\$0.00</b>
00067, 00067R	CITOAJ/0067, 0067r City of Apache Junction (CITOAJ) City of Apache Junction (CITOAJ)	Transfer Invoice : 2020-00067 Invoice : 2020-00067R	\$0.00 \$100.00 -\$100.00
		<b>TRANSFER TOTAL:</b>	<b>\$0.00</b>
5847, 5847R	CITOAJ/5847, 5847r City of Apache Junction (CITOAJ) City of Apache Junction (CITOAJ)	Transfer Invoice : 005847 Invoice : 005847R	\$0.00 \$100.00 -\$100.00
		<b>TRANSFER TOTAL:</b>	<b>\$0.00</b>
		<b>DEPOSIT 2,816 TOTAL:</b>	<b>\$0.00</b>
<b>DEPOSIT: 2,817      DATE: 06/25/20</b>			
76614888	Complete Fire Protection/5950 (ONETIMECUST) (ONETIMECUST)	Credit Card Invoice : 005950 Invoice : 005950	\$600.00 \$500.00 \$100.00
		<b>CREDIT CARD # 76614888 TOTAL:</b>	<b>\$600.00</b>
		<b>DEPOSIT 2,817 TOTAL:</b>	<b>\$600.00</b>
<b>DEPOSIT: 2,819      DATE: 06/25/20</b>			
124990238	(ONETIMECUST)	Check Invoice : 005968	\$20.00 \$20.00
		<b>CHECK # 124990238 TOTAL:</b>	<b>\$20.00</b>
73386	(ONETIMECUST)	Check Invoice : 005970	\$20.00 \$20.00
		<b>CHECK # 73386 TOTAL:</b>	<b>\$20.00</b>
		<b>DEPOSIT 2,819 TOTAL:</b>	<b>\$40.00</b>
<b>DEPOSIT: 2,822      DATE: 06/29/20</b>			
116741	Florence Fire/5924,5962/116741 Florence Fire Department (FLOFD) Florence Fire Department (FLOFD)	Check Invoice : 005924 Invoice : 005926	\$1.10 \$0.50 \$0.60
		<b>CHECK # 116741 TOTAL:</b>	<b>\$1.10</b>
116693	Florence Fire/5924,5962/116693 Florence Fire Department (FLOFD) Florence Fire Department (FLOFD) Florence Fire Department (FLOFD) Florence Fire Department (FLOFD) Florence Fire Department (FLOFD) Florence Fire Department (FLOFD) Florence Fire Department (FLOFD) Florence Fire Department (FLOFD) Florence Fire Department (FLOFD)	Check Invoice : 005924 Invoice : 005926 Invoice : 005924 Invoice : 005924 Invoice : 005924 Invoice : 005924 Invoice : 005924 Invoice : 005924 Invoice : 005924 Invoice : 005924	\$4,406.29 \$2,189.50 \$182.00 \$146.00 \$73.00 \$585.07 \$61.22 \$231.48 \$109.70 \$55.64

**Superstition Fire & Medical District**

**AR Payment Register (Detail)**

Bank ID: Equal To D

ck No. / Payment ID	Payee Name / Customer Name	Invoice No. / Account Number	Amount Paid
<b>BANK: D - M &amp; O GENERAL FUND CHECKING</b>			
<b>DEPOSIT: 2,822</b>	<b>DATE: 06/29/20</b>		<b>(CONTINUED)</b>
	Florence Fire Department (FLOFD)	Invoice : 005924	\$436.52
	Florence Fire Department (FLOFD)	Invoice : 005924	\$196.34
	Florence Fire Department (FLOFD)	Invoice : 005924	\$43.22
	Florence Fire Department (FLOFD)	Invoice : 005924	\$85.77
	Florence Fire Department (FLOFD)	Invoice : 005924	\$10.83
	<b>CHECK # 116693 TOTAL:</b>		<b>\$4,406.29</b>
116571	<b>Florence Fire/5903,5906/116571</b>	<b>Check</b>	<b>\$4,307.95</b>
	Florence Fire Department (FLOFD)	Invoice : 005903	\$511.00
	Florence Fire Department (FLOFD)	Invoice : 005906	\$1,460.00
	Florence Fire Department (FLOFD)	Invoice : 005903	\$146.00
	Florence Fire Department (FLOFD)	Invoice : 005903	\$72.30
	Florence Fire Department (FLOFD)	Invoice : 005903	\$37.53
	Florence Fire Department (FLOFD)	Invoice : 005906	\$1,460.00
	Florence Fire Department (FLOFD)	Invoice : 005906	\$73.00
	Florence Fire Department (FLOFD)	Invoice : 005906	\$273.51
	Florence Fire Department (FLOFD)	Invoice : 005906	\$110.21
	Florence Fire Department (FLOFD)	Invoice : 005906	\$143.50
	Florence Fire Department (FLOFD)	Invoice : 005906	\$20.90
	<b>CHECK # 116571 TOTAL:</b>		<b>\$4,307.95</b>
41691	<b>Superior Fire/5914/41691</b>	<b>Check</b>	<b>\$475.56</b>
	Superior Fire Department (SUPFD)	Invoice : 005914	\$146.00
	Superior Fire Department (SUPFD)	Invoice : 005914	\$329.56
	<b>CHECK # 41691 TOTAL:</b>		<b>\$475.56</b>
41735	<b>Superior Fire/5938,5949/41735</b>	<b>Check</b>	<b>\$8,253.50</b>
	Superior Fire Department (SUPFD)	Invoice : 005938	\$2,555.00
	Superior Fire Department (SUPFD)	Invoice : 005949	\$876.00
	Superior Fire Department (SUPFD)	Invoice : 005938	\$584.00
	Superior Fire Department (SUPFD)	Invoice : 005938	\$92.06
	Superior Fire Department (SUPFD)	Invoice : 005938	\$59.76
	Superior Fire Department (SUPFD)	Invoice : 005938	\$208.90
	Superior Fire Department (SUPFD)	Invoice : 005938	\$264.03
	Superior Fire Department (SUPFD)	Invoice : 005938	\$351.92
	Superior Fire Department (SUPFD)	Invoice : 005938	\$285.44
	Superior Fire Department (SUPFD)	Invoice : 005938	\$348.92
	Superior Fire Department (SUPFD)	Invoice : 005938	\$95.11
	Superior Fire Department (SUPFD)	Invoice : 005938	\$12.12
	Superior Fire Department (SUPFD)	Invoice : 005938	\$1,134.86
	Superior Fire Department (SUPFD)	Invoice : 005938	\$47.77
	Superior Fire Department (SUPFD)	Invoice : 005938	\$30.33
	Superior Fire Department (SUPFD)	Invoice : 005949	\$657.00
	Superior Fire Department (SUPFD)	Invoice : 005949	\$11.19
	Superior Fire Department (SUPFD)	Invoice : 005949	\$12.62
	Superior Fire Department (SUPFD)	Invoice : 005949	\$42.15
	Superior Fire Department (SUPFD)	Invoice : 005949	\$103.64
	Superior Fire Department (SUPFD)	Invoice : 005949	\$3.56
	Superior Fire Department (SUPFD)	Invoice : 005949	\$21.69
	Superior Fire Department (SUPFD)	Invoice : 005949	\$124.45
	Superior Fire Department (SUPFD)	Invoice : 005949	\$287.21
	Superior Fire Department (SUPFD)	Invoice : 005949	\$33.77
	<b>CHECK # 41735 TOTAL:</b>		<b>\$8,253.50</b>
219662405	<b>AZDeptofForest/5919/219662405</b>	<b>Check</b>	<b>\$4,305.00</b>
	AZ Department of Forestry (AZFORFM)	Invoice : 005919	\$3,390.00
	AZ Department of Forestry (AZFORFM)	Invoice : 005919	\$915.00
	<b>CHECK # 219662405 TOTAL:</b>		<b>\$4,305.00</b>
343904	<b>ARISLD/5920/219643904</b>	<b>Check</b>	<b>\$312.00</b>
	Arizona State Land Department (ARISLD)	Invoice : 005920	\$312.00
	<b>CHECK # 219643904 TOTAL:</b>		<b>\$312.00</b>
219680033	<b>ARISLD/5971,5972/219680033</b>	<b>Check</b>	<b>\$43,286.29</b>
	Arizona State Land Department (ARISLD)	Invoice : 005971	\$14,469.25
	Arizona State Land Department (ARISLD)	Invoice : 005972	\$28,817.04



**Superstition Fire & Medical District**

**AR Payment Register (Detail)**

Bank ID: Equal To D

ck No. / Payment ID	Payee Name / Customer Name	Invoice No. / Account Number	Amount Paid
<b>BANK: D - M &amp; O GENERAL FUND CHECKING</b>			
<b>DEPOSIT: 2,822      DATE: 06/29/20</b>			
			<b>(CONTINUED)</b>
		CHECK # 219680033 TOTAL:	<u>\$43,286.29</u>
218674772	ARISLD/5964,5963/218674772	Check	\$5,775.82
	Arizona State Land Department (ARISLD)	Invoice : 005963	\$1,872.69
	Arizona State Land Department (ARISLD)	Invoice : 005964	\$3,903.13
		CHECK # 218674772 TOTAL:	<u>\$5,775.82</u>
219673831	ARISLD/5958/219673831	Check	\$5,567.42
	Arizona State Land Department (ARISLD)	Invoice : 005958	\$5,567.42
		CHECK # 219673831 TOTAL:	<u>\$5,567.42</u>
219663713	ARISLD/5921/219663713	Check	\$2,317.50
	Arizona State Land Department (ARISLD)	Invoice : 005921	\$2,317.50
		CHECK # 219663713 TOTAL:	<u>\$2,317.50</u>
219677739	ARISLD/5959/219677739	Check	\$354.25
	Arizona State Land Department (ARISLD)	Invoice : 005959	\$354.25
		CHECK # 219677739 TOTAL:	<u>\$354.25</u>
219665829	ARISLD/5930/219665829	Check	\$4,589.15
	Arizona State Land Department (ARISLD)	Invoice : 005930	\$4,589.15
		CHECK # 219665829 TOTAL:	<u>\$4,589.15</u>
11387	SprstnMuseum/5904,5905/11387	Check	\$5,302.80
	(ONETIMECUST)	Invoice : 005904	\$852.72
	(ONETIMECUST)	Invoice : 005905	\$852.72
	(ONETIMECUST)	Invoice : 005904	\$738.12
	(ONETIMECUST)	Invoice : 005904	\$568.48
	(ONETIMECUST)	Invoice : 005904	\$492.08
	(ONETIMECUST)	Invoice : 005905	\$738.12
	(ONETIMECUST)	Invoice : 005905	\$568.48
	(ONETIMECUST)	Invoice : 005905	\$492.08
		CHECK # 11387 TOTAL:	<u>\$5,302.80</u>
15166	SetCom/inv 5939/ck 15166	Check	\$214.03
	(ONETIMECUST)	Invoice : 005939	\$214.03
		CHECK # 15166 TOTAL:	<u>\$214.03</u>
3731	AAPAK/inv 5928/ck 3731	Check	\$211.57
	(ONETIMECUST)	Invoice : 005928	\$211.57
		CHECK # 3731 TOTAL:	<u>\$211.57</u>
1047	FirstCallAuto/inv 5931/ck 1047	Check	\$1,250.88
	(ONETIMECUST)	Invoice : 005931	\$1,250.88
		CHECK # 1047 TOTAL:	<u>\$1,250.88</u>
		<b>DEPOSIT 2,822 TOTAL:</b>	<u><b>\$90,931.11</b></u>
<b>DEPOSIT: 2,823      DATE: 06/29/20</b>			
12072	SRC/inv 5957/ck 12072	Check	\$6.00
	(ONETIMECUST)	Invoice : 005957	\$6.00
		CHECK # 12072 TOTAL:	<u>\$6.00</u>
206923	SMCFD/inv 5955/ck 206923	Check	\$100.00
	(ONETIMECUST)	Invoice : 005955	\$100.00
		CHECK # 206923 TOTAL:	<u>\$100.00</u>
14269	The Pueblo/inv 5956/ck 14269	Check	\$100.00
	(ONETIMECUST)	Invoice : 005956	\$100.00
		CHECK # 14269 TOTAL:	<u>\$100.00</u>
8288	Leesburg Group/inv 5944/8288	Check	\$100.00
	(ONETIMECUST)	Invoice : 005944	\$100.00
		CHECK # 8288 TOTAL:	<u>\$100.00</u>

**Superstition Fire & Medical District**

**AR Payment Register (Detail)**

Bank ID: Equal To D

ck No. / Payment ID	Payee Name / Customer Name	Invoice No. / Account Number	Amount Paid
<b>BANK: D - M &amp; O GENERAL FUND CHECKING</b>			
<b>DEPOSIT: 2,823</b>		<b>DATE: 06/29/20</b>	
			<b>(CONTINUED)</b>
20232147	LoveGospelChurch/5788/20232147 (ONETIMECUST)	Check Invoice : 005788	\$100.00 \$100.00
		<b>CHECK # 20232147 TOTAL:</b>	<b>\$100.00</b>
11785	Old West Mach/5706/11785 (ONETIMECUST)	Check Invoice : 005706	\$100.00 \$100.00
		<b>CHECK # 11785 TOTAL:</b>	<b>\$100.00</b>
644	TheStockShop/inv 5742/644 (ONETIMECUST) (ONETIMECUST)	Check Invoice : 005742 Invoice : 005742	\$200.00 \$100.00 \$100.00
		<b>CHECK # 644 TOTAL:</b>	<b>\$200.00</b>
12583952	Nationwide/5896/12583952 Nationwide Retirement Solution (NWRS)	Check Invoice : 005896	\$3,850.00 \$3,850.00
		<b>CHECK # 12583952 TOTAL:</b>	<b>\$3,850.00</b>
20353	Antenna Sites/5940/20353 Antenna Sites, Inc. (ANTSIT)	Check Invoice : 005940	\$763.74 \$763.74
		<b>CHECK # 20353 TOTAL:</b>	<b>\$763.74</b>
117031	McNeil & Co/5932/117031 McNeil & Company (MCNECO)	Check Invoice : 005932	\$251.84 \$251.84
		<b>CHECK # 117031 TOTAL:</b>	<b>\$251.84</b>
102805	CITOAJ/289/102805 City of Apache Junction (CITOAJ)	Check Invoice : 2020-00289	\$100.00 \$100.00
		<b>CHECK # 102805 TOTAL:</b>	<b>\$100.00</b>
102652	CITOAJ/135,176,294,301/102652 City of Apache Junction (CITOAJ) City of Apache Junction (CITOAJ) City of Apache Junction (CITOAJ) City of Apache Junction (CITOAJ)	Check Invoice : 2019-00135A Invoice : 2020-00176 Invoice : 2020-00294 Invoice : 2020-00301	\$367.84 \$67.84 \$100.00 \$100.00 \$100.00
		<b>CHECK # 102652 TOTAL:</b>	<b>\$367.84</b>
102521	CITOAJ/5878,220/102521 City of Apache Junction (CITOAJ) City of Apache Junction (CITOAJ)	Check Invoice : 2020-00220 Invoice : 005878	\$200.00 \$100.00 \$100.00
		<b>CHECK # 102521 TOTAL:</b>	<b>\$200.00</b>
211281	PSPRS/inv 5890/ck 211281 Public Safety Retirement Sys. (PSPRS/COBRA) Public Safety Retirement Sys. (PSPRS/COBRA) Public Safety Retirement Sys. (PSPRS/COBRA)	Check Invoice : 005890 Invoice : 005890 Invoice : 005890	\$663.51 \$260.00 \$143.51 \$260.00
		<b>CHECK # 211281 TOTAL:</b>	<b>\$663.51</b>
4250	P Bourgeois/inv 5889/ck 4250 Paul Bourgeois (BOUP)	Check Invoice : 005889	\$1,271.58 \$1,271.58
		<b>CHECK # 4250 TOTAL:</b>	<b>\$1,271.58</b>
26174292480	J Kevin/inv 5915/26174292480 John Kevin (KEVINJO)	Check Invoice : 005915	\$276.10 \$276.10
		<b>CHECK # 26174292480 TOTAL:</b>	<b>\$276.10</b>
7706	D Montgomery/5888/7709 Dave Montgomery (MONTD)	Check Invoice : 005888	\$545.84 \$545.84
		<b>CHECK # 7706 TOTAL:</b>	<b>\$545.84</b>
		<b>DEPOSIT 2,823 TOTAL:</b>	<b>\$8,996.45</b>
<b>DEPOSIT: 2,824</b>	<b>DATE: 06/29/20</b>		
5342, 5342R	Florence Fire/5342, 5342r Florence Fire Department (FLOFD) Florence Fire Department (FLOFD)	Transfer Invoice : 005342 Invoice : 005342R	\$0.00 -\$0.31 \$0.31

Superstition Fire & Medical District

AR Payment Register (Detail)

Bank ID: Equal To D

Check No. / Payment ID	Payee Name / Customer Name	Invoice No. / Account Number	Amount Paid
------------------------	----------------------------	------------------------------	-------------

BANK: D - M & O GENERAL FUND CHECKING

DEPOSIT: 2,824 DATE: 06/29/20

(CONTINUED)

TRANSFER TOTAL: \$0.00

DEPOSIT 2,824 TOTAL: \$0.00

DEPOSIT: 2,825 DATE: 06/30/20

77015345

Metro Fire-Toast/inv 5967/CC  
(ONETIMECUST)  
(ONETIMECUST)

Credit Card \$300.00  
Invoice : 005967 \$200.00  
Invoice : 005967 \$100.00

CREDIT CARD # 77015345 TOTAL: \$300.00

76998437

Little prospector/inv 5960/cc  
(ONETIMECUST)

Credit Card \$100.00  
Invoice : 005960 \$100.00

CREDIT CARD # 76998437 TOTAL: \$100.00

DEPOSIT 2,825 TOTAL: \$400.00

DEPOSIT: 2,826 DATE: 06/30/20

5233949

(ONETIMECUST)

Check \$54.75  
Invoice : 005973 \$54.75

CHECK # 5233949 TOTAL: \$54.75

DEPOSIT 2,826 TOTAL: \$54.75

TOTAL FOR BANK ID: D \$103,445.31

GRAND TOTAL OF ALL CHECKS: \$101,622.31

GRAND TOTAL OF ALL CREDIT CARDS: \$1,670.00

GRAND TOTAL OF ALL CASH: \$153.00

GRAND TOTAL OF ALL EFT: \$0.00


GRAND TOTAL OF ALL PAYMENTS: \$103,445.31

GRAND TOTAL OF ALL ADJUSTMENTS: \$0.00

COMBINED TOTAL: \$103,445.31

*CYMA Total* 103,445.31 +  
*w/4 transfers* { 670.00 -  
 600.00 -  
 400.00 -  
 101,775.31 \*  
**E-S**

*E-S are "check/cash" deposits*



# TREASURER AGENCY SERVICES

PINAL COUNTY  
EST. 1891

Jennifer Burke

Superstition Fire & Medical District

[Home](#)

[Contact Us](#)

[Help](#)

[Logout](#)

Inquiry ▲

GL Accounts

GL Transactions

Warrant Search

Treasurer Receipts

Warrant Maintenance ▲

Warrant Accounts

Add New Warrant

Bulk Upload Warrants

Fund Transfers ▲

Fund Transfer

Bulk Upload Transfers

Treasurer Receipts ▲

Add New Receipt

Upload Receipt File

Reports ▲

Monthly Statement

Tax Distribution

Top 50 Tax Payers

Authority Assessments

Authority Tax Payments

Warrants Over 1 Year

School Summary

LOC Advances Summary

Tax Adjustments by Auth

Profile ▲

My Profile

## General Ledger Transactions

### Advanced Search

GL Account:  Notes:

Source Code:

Post Date Range:  to  Amount Range:  to

Source Category:  Income  Transfers Credit  Transfers Debit  Disbursements

GL	Post Date	SC	Notes	Doc	Doc Ref	Amount
6116421001	6/22/2020	73750.0	Property Tax Transfer from 100 to 200 Fund	TR		(\$1,565.63)
6116421001	6/30/2020	73750.0	Transfer payment of COVID Supplies	TR		\$1,912.44
6116421001	6/30/2020	73750.0	Payment on Receivable from 150 Fund	TR		\$130,000.00
						<b>\$130,346.81</b>


Page 1 of 1 20

1 - 3 of 3 items


[GL Account Details](#)

**F**

Using a modern browser ensures the best user experience on this website.  
 You can check your browser is up to date by clicking [Browser Compatability Check](#).



# TREASURER AGENCY SERVICES



---

Roger Wood    Superstition Fire & Medical District
Home    Contact Us    Help    Logout

**Inquiry** ▲

GL Accounts

GL Transactions

Warrant Search

Treasurer Receipts

**Warrant Maintenance** ▲

Warrant Accounts

Add New Warrant

Bulk Upload Warrants

**Fund Transfers** ▲

Fund Transfer

Bulk Upload Transfers

**Treasurer Receipts** ▲

Add New Receipt

Upload Receipt File

**Reports** ▲

Monthly Statement

Tax Distribution

Top 50 Tax Payers

Authority Assessments

Authority Tax Payments

Warrants Over 1 Year

School Summary

LOC Advances Summary

Tax Adjustments by Auth

**Profile** ▲

My Profile

## New Fund Transfer

**Add New Fund Amount:**

Revenue/Expense:  To/From:  GL Account:

Amount:  Notes:

     **Fund Amount Added!**

	GL Account	Source	Source Desc	Notes	Amount
	6116421002	73750.0	Revenue Transfer	Transfer payment of COVID Supplies	(\$1,912.44)
	6116421001	73750.0	Revenue Transfer	Transfer payment of COVID Supplies	\$1,912.44

F-1

Using a modern browser ensures the best user experience on this website.  
 You can check your browser is up to date by clicking [Browser Compatability Check](#).

# Commercial Checking Acct Public Funds

Account number: 4121535058 ■ June 1, 2020 - June 30, 2020 ■ Page 1 of 3



SUPERSTITION FIRE & MEDICAL DISTRICT  
 PAYROLL CLEARING ACCT  
 565 N IDAHO RD  
 APACHE JUNCTION AZ 85119-4014

## Questions?

Call your Customer Service Officer or Client Services  
**1-800-AT WELLS** (1-800-289-3557)  
 5:00 AM TO 6:00 PM Pacific Time Monday - Friday

Online: [wellsfargo.com](http://wellsfargo.com)

Write: Wells Fargo Bank, N.A. (182)  
 PO Box 63020  
 San Francisco, CA 94163

## Account summary

### Commercial Checking Acct Public Funds

Account number	Beginning balance	Total credits	Total debits	Ending balance
4121535058	\$100,782.00	\$1,428,656.91	-\$1,529,338.91	\$100.00

## Credits

### Electronic deposits/bank credits

Effective date	Posted date	Amount	Transaction detail
	06/11	597,313.08	WT Seq#91946 Pinal County /Org=Pinal County Treasurer Srff# Gw00000033912637 Trn#200611091946 Rfb# 7021
	06/17	243,132.47	WT Seq124599 Pinal County /Org=Pinal County Treasurer Srff# Gw00000034044257 Trn#200617124599 Rfb# 7027
	06/25	588,211.36	WT Seq#99706 Pinal County /Org=Pinal County Treasurer Srff# Gw00000034218103 Trn#200625099706 Rfb# 7048
		<b>\$1,428,656.91</b>	<b>Total electronic deposits/bank credits</b>
		<b>\$1,428,656.91</b>	<b>Total credits</b>

## Debits

### Electronic debits/bank debits

Effective date	Posted date	Amount	Transaction detail
	06/01	11,066.29	Healthequity Inc Healthequi 29 May 82581 Superstition Fire & ME
	06/01	89,544.89	< Business to Business ACH Debit - Psprs Web Pay 200529 1144 Superstition Fire & ME
	06/01	70.82	< Business to Business ACH Debit - Psprs Web Pay 200529 1144 Superstition Fire & ME
	06/12	286,022.88	ACH Origination - Superstition Fir - File 1860311208 Coid 1860311208
	06/12	46,357.39	ACH Origination - Superstition Fir - File 1860311208 Coid 1860311208
	06/12	31,264.21	ACH Origination - Superstition Fir - File 1860311208 Coid 1860311208
	06/12	6,170.17	ACH Origination - Superstition Fir - File 1860311208 Coid 1860311208
	06/12	1,143.26	ACH Origination - Superstition Fir - File 1860311208 Coid 1860311208



**Electronic debits/bank debits (continued)**

Effective date	Posted date	Amount	Transaction detail
	06/12	22,132.26	Retirement Rcr Sweb Pymnt xxxxx1575 Primary Account
	06/12	11,102.97	Healthequity Inc Healthequi 11 Jun 82581 Superstition Fire & ME
	06/12	65,157.00	< Business to Business ACH Debit - IRS Usat taxpymt 061220 220056431338880 Superstition Fire & ME
	06/12	12,592.33	< Business to Business ACH Debit - AZ Dept of Rev Ccddir.Dbt xxxxx3092 Superstition Fire & ME
	06/15	115,292.73	< Business to Business ACH Debit - Psprs Web Pay 200612 1144 Superstition Fire & ME
	06/15	77.88	< Business to Business ACH Debit - Psprs Web Pay 200612 1144 Superstition Fire & ME
	06/19	197,878.23	ACH Origination - Superstition Fir - File 1860311208 Coid 1860311208
	06/19	1,739.90	ACH Origination - Superstition Fir - File 1860311208 Coid 1860311208
	06/19	4,300.00	Healthequity Inc Healthequi 18 Jun 82581 Superstition Fire & ME
	06/19	34,558.92	< Business to Business ACH Debit - IRS Usat taxpymt 061920 220057143662201 Superstition Fire & ME
	06/19	4,655.42	< Business to Business ACH Debit - AZ Dept of Rev Ccddir.Dbt xxxxx3092 Superstition Fire & ME
	06/26	281,850.07	ACH Origination - Superstition Fir - File 1860311208 Coid 1860311208
	06/26	46,502.98	ACH Origination - Superstition Fir - File 1860311208 Coid 1860311208
	06/26	29,766.56	ACH Origination - Superstition Fir - File 1860311208 Coid 1860311208
	06/26	6,170.18	ACH Origination - Superstition Fir - File 1860311208 Coid 1860311208
	06/26	10,852.97	Healthequity Inc Healthequi 25 Jun 82581 Superstition Fire & ME
	06/26	64,239.42	< Business to Business ACH Debit - IRS Usat taxpymt 062620 220057871524667 Superstition Fire & ME
	06/26	12,773.06	< Business to Business ACH Debit - AZ Dept of Rev Ccddir.Dbt xxxxx3092 Superstition Fire & ME
	06/29	20,907.14	Retirement Rcr Sweb Pymnt xxxxx3632 Primary Account
	06/29	115,078.16	< Business to Business ACH Debit - Psprs Web Pay 200626 1144 Superstition Fire & ME
	06/29	70.82	< Business to Business ACH Debit - Psprs Web Pay 200626 1144 Superstition Fire & ME
		<b>\$1,529,338.91</b>	<b>Total electronic debits/bank debits</b>

**\$1,529,338.91 Total debits**

< **Business to Business ACH:** If this is a business account, this transaction has a return time frame of one business day from post date. This time frame does not apply to consumer accounts.

**Daily ledger balance summary**

Date	Balance	Date	Balance	Date	Balance
05/31	100,782.00	06/15	100.00	06/25	588,311.36
06/01	100.00	06/17	243,232.47	06/26	136,156.12
06/11	597,413.08	06/19	100.00	06/29	100.00
06/12	115,470.61				
<b>Average daily ledger balance</b>		<b>\$80,968.98</b>			



## IMPORTANT ACCOUNT INFORMATION

---

Effective June 20, 2020, we are updating the Funds Availability Policy in our Commercial Account Agreement as follows:

In the "Longer delays may apply" section, when a longer delay applies, we are making the following changes:

- The amount of your deposit that may be available on the first business day after the day of your deposit is increasing from \$200 to \$225.
- We are changing the check deposit amount exception that may lead to a delay of generally no more than seven business days from "You deposit checks totaling more than \$5,000 on any one day" to "You deposit checks totaling more than \$5,525 on any one day."



# Commercial Checking Acct Public Funds

Account number: 4942920083 ■ June 1, 2020 - June 30, 2020 ■ Page 1 of 6

WELLS  
FARGO

SUPERSTITION FIRE & MEDICAL DISTRICT  
GROUND TRANSPORTATION  
565 N IDAHO RD  
APACHE JUNCTION AZ 85119-4014

## Questions?

Call your Customer Service Officer or Client Services  
**1-800-AT WELLS** (1-800-289-3557)  
5:00 AM TO 6:00 PM Pacific Time Monday - Friday

Online: [wellsfargo.com](http://wellsfargo.com)

Write: Wells Fargo Bank, N.A. (182)  
PO Box 63020  
San Francisco, CA 94163

## Account summary

### Commercial Checking Acct Public Funds

(P)  $\frac{100}{200}$   $\frac{150}{<195^{14}>}$

Account number	Beginning balance	Total credits	Total debits	Ending balance
4942920083	\$5,669.19	\$278,616.37	-\$284,280.70	\$4.86

## Credits

### Electronic deposits/bank credits

Effective date	Posted date	Amount	Transaction detail
	06/01	3,265.83	Merchant Service Merch Dep 200529 8029396648 Superstition Fire and
	06/01	2,156.26	Noridian Azutmt Hcclaimpmt 200528 1184003220 TRN*1*892410439*1450173185~
	06/01	285.78	Optum Lifepoint Hcclaimpmt 091000010894204 TRN*1*0894204*1272337487~
	06/02	25.00	Merchant Service Merch Dep 200531 8029396648 Superstition Fire and
	06/02	744.23	Noridian Azutmt Hcclaimpmt 200529 1184003220 TRN*1*892414435*1450173185~
	06/02	448.43	Bcbs of Arizona Hcclaimpmt 200529 1184003220 TRN*1*515483351*1860004538\
	06/02	169.47	Aetna H09 Hcclaimpmt 1184003220 TRN*1*160528200247401*1066033492\
	06/03	265.00	Merchant Service Merch Dep 200602 8029396648 Superstition Fire and
	06/03	3,487.98	Mercy Care Plan Hcclaimpmt 200602 00145658 TRN*1*5519643*1860527381*Ahcccs Acute\
	06/03	2,733.92	Noridian Azutmt Hcclaimpmt 200601 1184003220 TRN*1*892418225*1450173185~
	06/03	1,051.68	36 Treas 310 Misc Pay 060320 xxxxx0012 84\lea*1*049823950\
	06/03	791.12	Mercy Care Plan Hcclaimpmt 200602 00145658 TRN*1*5522112*1860527381*Mercy Care Advantage - S
	06/03	195.92	Hhp Texas Hcclaimpmt 200603 362703 TRN*1*011840012721786*1610994632\
	06/04	34,275.00	WT Seq#68378 Superstition Fire & Med /Org=Superstition Fire & Medical Distri Srf# Gb00000033758729 Trn#200604068378 Rfb# 466
	06/04	1,907.74	Merchant Service Merch Dep 200603 8029396648 Superstition Fire and

**Electronic deposits/bank credits (continued)**

Effective date	Posted date	Amount	Transaction detail
	06/04	2,235.55	Noridian Azutmt Hcclaimpmt 200602 1184003220 TRN*1*892421980*1450173185~
	06/04	401.98	Palmetto Gba Hcclaimpmt 200601 1184003220 TRN*1*808135799*1571062326~
	06/04	345.15	Aetna H09 Hcclaimpmt 1184003220 TRN*1*160601200220262*1066033492\
	06/05	5,989.99	Merchant Service Merch Dep 200604 8029396648 Superstition Fire and
	06/05	1,790.16	Aetna AS01 Hcclaimpmt 1184003220 TRN*1*820154000152390*1066033492\
	06/05	788.07	Noridian Azutmt Hcclaimpmt 200603 1184003220 TRN*1*892425570*1450173185~
	06/05	271.13	Aetna H09 Hcclaimpmt 1184003220 TRN*1*160602200235673*1066033492\
	06/05	103.46	Aetna AS01 Hcclaimpmt 1184003220 TRN*1*820154000152374*1066033492\
	06/05	91.73	Ahcccs Programma Hcclaimpmt 200603 202006031257046 TRN*1*202006031257046*1866004791*Fqmb
	06/08	290.00	Merchant Service Merch Dep 200606 8029396648 Superstition Fire and
	06/08	135.00	Merchant Service Merch Dep 200605 8029396648 Superstition Fire and
	06/08	197.78	Mercy Care Plan Hcclaimpmt 200605 00145658 TRN*1*5523086*1860527381*Altcs General\
	06/08	102.90	Optum Lifepoint Hcclaimpmt 091000012099526 TRN*1*2099526*1272337487~
	06/09	539.89	Merchant Service Merch Dep 200607 8029396648 Superstition Fire and
	06/09	225.00	Merchant Service Merch Dep 200608 8029396648 Superstition Fire and
	06/09	6,154.27	Noridian Azutmt Hcclaimpmt 200605 1184003220 TRN*1*892430625*1450173185~
	06/09	701.30	Hhp Texas Hcclaimpmt 200609 362703 TRN*1*011840012723338*1610994632\
	06/09	620.04	Hhp Texas Hcclaimpmt 200609 362703 TRN*1*011840012724806*1610994632\
	06/10	565.38	Merchant Service Merch Dep 200609 8029396648 Superstition Fire and
	06/10	6,438.51	Noridian Azutmt Hcclaimpmt 200608 1184003220 TRN*1*892434291*1450173185~
	06/10	3,419.73	Mercy Care Plan Hcclaimpmt 200609 00145658 TRN*1*5525000*1860527381*Ahcccs Acute\
	06/10	2,452.12	PCS Gen Trust PCS Trust 200610 Gt-0006062 Superstition Fire & ME
	06/10	1,528.72	Medisun Claims Hcclaimpmt 200609 202000696414431 TRN*1*59122*1860522728*27966\
	06/10	215.64	Aetna H09 Hcclaimpmt 1184003220 TRN*1*160605200381342*1066033492\
	06/10	89.29	Mercy Care Plan Hcclaimpmt 200609 00145658 TRN*1*5525776*1860527381*Altcs General\
	06/11	38,725.00	WT Seq#74742 Superstition Fire & Med /Org=Superstition Fire & Medical Distri Srf# Gb00000033909127 Trn#200611074742 Rfb# 468
	06/11	50.00	Merchant Service Merch Dep 200610 8029396648 Superstition Fire and
	06/11	1,087.96	Humana Ins CO Hcclaimpmt 200611 362703 TRN*1*001290050713650*1391263473\
	06/11	994.38	Optum Lifepoint Hcclaimpmt 091000013962341 TRN*1*3962341*1272337487~

**Electronic deposits/bank credits (continued)**

Effective date	Posted date	Amount	Transaction detail
	06/11	450.00	Pnp Billpayment 060820Sett 200611 6500 Apache Junction Fire D
	06/11	398.61	Noridian Azutmt Hcclaimpmt 200609 1184003220 TRN*1*892438033*1450173185~
	06/11	94.25	36 Treas 310 Misc Pay 061120 xxxxx0012 *15*093169454\GE*1*50073654\lea*1*050073620\
	06/12	165.00	Merchant Service Merch Dep 200611 8029396648 Superstition Fire and
	06/12	777.70	Medisun Claims Hcclaimpmt 200611 202000706854018 TRN*1*60871*1860522728*28923\
	06/12	776.49	Noridian Azutmt Hcclaimpmt 200610 1184003220 TRN*1*892441786*1450173185~
	06/12	20.00	Pnp Billpayment 060920Sett 200612 6500 Apache Junction Fire D
	06/15	313.14	Merchant Service Merch Dep 200612 8029396648 Superstition Fire and
	06/15	270.74	Merchant Service Merch Dep 200613 8029396648 Superstition Fire and
	06/15	3,020.51	Noridian Azutmt Hcclaimpmt 200611 1184003220 TRN*1*892445619*1450173185~
	06/15	1,726.32	Bcbs of Arizona Hcclaimpmt 200611 1184003220 TRN*1*516821619*1860004538\
	06/16	160.55	Merchant Service Merch Dep 200615 8029396648 Superstition Fire and
	06/16	50.00	Merchant Service Merch Dep 200615 8029396648 Superstition Fire and
	06/16	746.62	Noridian Azutmt Hcclaimpmt 200612 1184003220 TRN*1*892449096*1450173185~
	06/16	358.38	Humana Ins CO Hcclaimpmt 200616 362703 TRN*1*001290050801191*1391263473\
	06/16	355.23	Bcbs of Arizona Hcclaimpmt 200612 1184003220 TRN*1*516871769*1860004538\
	06/16	200.00	Pnp Billpayment 061120Sett 200616 6500 Apache Junction Fire D
	06/17	2,045.89	Merchant Service Merch Dep 200616 8029396648 Superstition Fire and
	06/17	5,468.85	Mercy Care Plan Hcclaimpmt 200616 00145658 TRN*1*5530628*1860527381*Ahcccs Acute\
	06/17	1,624.86	Noridian Azutmt Hcclaimpmt 200615 1184003220 TRN*1*892452883*1450173185~
	06/17	1,559.40	Medisun Claims Hcclaimpmt 200616 202000725323526 TRN*1*63030*1860522728*29394\
	06/17	644.11	Bcbsaz MA Claims Hcclaimpmt 200616 202000725322841 TRN*1*62593*1860004538*4871\
	06/18	27,500.00	WT Seq147287 Superstition Fire & Med /Org=Superstition Fire & Medical Distri Srf# Gb00000034080731 Trn#200618147287 Rfb# 471
	06/18	224.30	Merchant Service Merch Dep 200617 8029396648 Superstition Fire and
	06/18	1,267.37	Optum Lifepoint Hcclaimpmt 091000014762794 TRN*1*4762794*1272337487~
	06/18	786.24	Noridian Azutmt Hcclaimpmt 200616 1184003220 TRN*1*892456112*1450173185~
	06/18	327.45	36 Treas 310 Misc Pay 061820 xxxxx0012 *18*093411817\GE*1*50316017\lea*1*050315983\
	06/18	96.45	36 Treas 310 Misc Pay 061820 xxxxx0012 *15*093411818\GE*1*50316018\lea*1*050315984\
	06/19	25.00	Merchant Service Merch Dep 200618 8029396648 Superstition Fire and

**Electronic deposits/bank credits (continued)**

Effective date	Posted date	Amount	Transaction detail
	06/19	659.40	Hhp Texas Hcclaimpmt 200619 362703 TRN*1*011840012729826*1610994632\
	06/19	600.00	Pnp Billpayment 061620Sett 200619 6500 Apache Junction Fire D
	06/19	559.23	Aetna H09 Hcclaimpmt 1184003220 TRN*1*160616200276792*1066033492\
	06/19	230.16	Noridian Azutmt Hcclaimpmt 200617 1184003220 TRN*1*892459633*1450173185~
	06/19	91.73	Aetna AS01 Hcclaimpmt 1184003220 TRN*1*820168000214604*1066033492\
	06/22	1,367.20	Merchant Service Merch Dep 200619 8029396648 Superstition Fire and
	06/22	4,186.84	Noridian Azutmt Hcclaimpmt 200618 1184003220 TRN*1*892463429*1450173185~
	06/22	2,201.50	Bcbs of Arizona Hcclaimpmt 200618 1184003220 TRN*1*517171708*1860004538\
	06/23	265.00	Merchant Service Merch Dep 200621 8029396648 Superstition Fire and
	06/23	1,607.68	Humana Ins CO Hcclaimpmt 200623 362703 TRN*1*001290050875233*1391263473\
	06/23	761.25	Noridian Azutmt Hcclaimpmt 200619 1184003220 TRN*1*892467363*1450173185~
	06/23	682.25	Hhp Texas Hcclaimpmt 200623 362703 TRN*1*011840012730855*1610994632\
	06/23	225.40	Aetna H09 Hcclaimpmt 1184003220 TRN*1*160618200315039*1066033492\
	06/23	194.40	Humana Ins CO Hcclaimpmt 200623 362703 TRN*1*001290050918515*1391263473\
	06/23	101.79	Hdic Hcclaimpmt 200623 362703 TRN*1*017370010895211*1390714280\
	06/24	631.15	Merchant Service Merch Dep 200623 8029396648 Superstition Fire and
	06/24	7,456.07	Mercy Care Plan Hcclaimpmt 200623 00145658 TRN*1*5537120*1860527381*Ahcccs Acute\
	06/24	2,686.89	Bcbs of Arizona Hcclaimpmt 200622 1184003220 TRN*1*517372614*1860004538\
	06/24	1,693.98	Bcbs of Arizona Hcclaimpmt 200622 1184003220 TRN*1*517374545*1860004538\
	06/24	791.12	Noridian Azutmt Hcclaimpmt 200622 1184003220 TRN*1*892471279*1450173185~
	06/24	738.90	Medisun Claims Hcclaimpmt 200623 202000754539305 TRN*1*64794*1860522728*31163\
	06/24	452.54	Hhp Texas Hcclaimpmt 200624 362703 TRN*1*011840012732557*1610994632\
	06/24	358.38	Humana Ins CO Hcclaimpmt 200624 362703 TRN*1*001290050938654*1391263473\
	06/24	306.80	Mercy Care Plan Hcclaimpmt 200623 00145658 TRN*1*5539871*1860527381* Mercy Care Advantage - S
	06/24	225.40	Aetna H09 Hcclaimpmt 1184003220 TRN*1*160619200255358*1066033492\
	06/24	199.73	Humana Cha Disb Hcclaimpmt 200624 362703 TRN*1*014840101442521*1611013183\
	06/25	40,520.00	WT Seq104897 Superstition Fire & Med /Org=Superstition Fire & Medical Distri Srf# Gb00000034219198 Trn#200625104897 Rfb# 473
	06/25	846.30	Merchant Service Merch Dep 200624 8029396648 Superstition Fire and



**Electronic deposits/bank credits (continued)**

Effective date	Posted date	Amount	Transaction detail
	06/25	891.13	Noridian Azutmt Hcclaimpmt 200623 1184003220 TRN*1*892475064*1450173185~
	06/25	414.14	Bcbs of Arizona Hcclaimpmt 200623 1184003220 TRN*1*517422730*1860004538\
	06/25	244.63	Optum Lifeprint Hcclaimpmt 091000015567340 TRN*1*5567340*1272337487~
	06/25	104.68	Bcbs of Arizona Hcclaimpmt 200623 1184003220 TRN*1*517428078*1860004538\
	06/26	123.59	Merchant Service Merch Dep 200625 8029396648 Superstition Fire and
	06/26	2,059.13	Ahcccs Programma Hcclaimpmt 200624 202006241275784 TRN*1*202006241275784*1866004791*Ffsv
	06/26	1,071.67	Aetna AS01 Hcclaimpmt 1184003220 TRN*1*820175000274006*1066033492\
	06/29	46.67	Merchant Service Merch Dep 200626 8029396648 Superstition Fire and
	06/29	6,802.33	Noridian Azutmt Hcclaimpmt 200625 1184003220 TRN*1*892482280*1450173185~
	06/29	1,726.04	Bcbs of Arizona Hcclaimpmt 200625 1184003220 TRN*1*517521996*1860004538\
	06/29	460.16	Aetna H09 Hcclaimpmt 1184003220 TRN*1*160624200262085*1066033492\
	06/29	400.00	Pnp Billpayment 062420Sett 200629 6500 Apache Junction Fire D
	06/29	306.70	Mercy Care Plan Hcclaimpmt 200626 00145658 TRN*1*5540885*1860527381*Altcs General\
	06/30	12,865.00	WT Seq110724 Superstition Fire & Med /Org=Superstition Fire & Medical Distri Srf# Gb00000034322434 Trn#200630110724 Rfb# 476
	06/30	50.00	Merchant Service Merch Dep 200629 8029396648 Superstition Fire and
	06/30	50.00	Merchant Service Merch Dep 200628 8029396648 Superstition Fire and
	06/30	240.82	Optum Lifeprint Hcclaimpmt 091000016174681 TRN*1*6174681*1272337487~
	06/30	200.00	Pnp Billpayment 062520Sett 200630 6500 Apache Junction Fire D
	06/30	111.64	Hhp Texas Hcclaimpmt 200630 362703 TRN*1*011840012734509*1610994632\
		<b>\$278,616.37</b>	<b>Total electronic deposits/bank credits</b>
		<b>\$278,616.37</b>	<b>Total credits</b>

**Debits**

**Electronic debits/bank debits**

Effective date	Posted date	Amount	Transaction detail
	06/02	290.70	Merchant Service Merch Fee 200531 8029396648 Superstition Fire and
	06/04	60,160.00	WT Seq#68387 Pinal County /Bnf=Pinal County Master Srf# Gw00000033760144 Trn#200604068387 Rfb# 467
	06/11	74,510.00	WT Seq#74746 Pinal County /Bnf=Pinal County Master Srf# Gw00000033909128 Trn#200611074746 Rfb# 469
	06/18	49,820.00	WT Seq147296 Pinal County /Bnf=Pinal County Master Srf# Gw00000034081042 Trn#200618147296 Rfb# 472



**Electronic debits/bank debits (continued)**

Effective date	Posted date	Amount	Transaction detail
	06/18	670.00	WT Seq147284 Pinal County /Bnf=Pinal County Master Srff Gw00000034080321 Trn#200618147284 Rfb# 470
	06/25	71,720.00	WT Seq104912 Pinal County /Bnf=Pinal County Master Srff Gw00000034219308 Trn#200625104912 Rfb# 475
	06/25	600.00	WT Seq104905 Pinal County /Bnf=Pinal County Master Srff Gw00000034219306 Trn#200625104905 Rfb# 474
	06/30	26,110.00	WT Seq110779 Pinal County /Bnf=Pinal County Master Srff Gw00000034322437 Trn#200630110779 Rfb# 478
	06/30	400.00	WT Seq110760 Pinal County /Bnf=Pinal County Master Srff Gw00000034322435 Trn#200630110760 Rfb# 477
		<b>\$284,280.70</b>	<b>Total electronic debits/bank debits</b>
		<b>\$284,280.70</b>	<b>Total debits</b>

**Daily ledger balance summary**

Date	Balance	Date	Balance	Date	Balance
05/31	5,669.19	06/10	32,714.64	06/22	9,921.50
06/01	11,377.06	06/11	4.84	06/23	13,759.27
06/02	12,473.49	06/12	1,744.03	06/24	29,300.23
06/03	20,999.11	06/15	7,074.74	06/25	1.11
06/04	4.53	06/16	8,945.52	06/26	3,255.50
06/05	9,039.07	06/17	20,288.63	06/29	12,997.40
06/08	9,764.75	06/18	0.44	06/30	4.86
06/09	18,005.25	06/19	2,165.96		
<b>Average daily ledger balance</b>		<b>\$8,541.70</b>			

 **IMPORTANT ACCOUNT INFORMATION**

Effective June 20, 2020, we are updating the Funds Availability Policy in our Commercial Account Agreement as follows:

In the "Longer delays may apply" section, when a longer delay applies, we are making the following changes:

- The amount of your deposit that may be available on the first business day after the day of your deposit is increasing from \$200 to \$225.
- We are changing the check deposit amount exception that may lead to a delay of generally no more than seven business days from "You deposit checks totaling more than \$5,000 on any one day" to "You deposit checks totaling more than \$5,525 on any one day."

**Superstition Fire & Medical District**

Balance Sheet

As of 6/30/2020

FUND: (100) General Fund

**Assets**

**Current Assets**

Fund Cash - General (M&O)  
Payroll Account  
Petty Cash - Accounting  
Due From other funds  
Total Current Assets

\$13,945,980.57  
(12,145,126.57)  
100.00  
1,316,150.66

} \$1,800,954.00 (G)

\$3,117,104.66

**Total Assets**

\$3,117,104.66

**Liabilities and Equity**

**Equity**

Fund Balance - General Fund  
Current Year Profit/Loss  
Total Equity

\$2,948,224.26  
168,880.40

3,117,104.66

**Total Liabilities and Equity**

\$3,117,104.66



Manage your account online at : [www.chase.com/cardhelp](http://www.chase.com/cardhelp)

Customer Service: 1-800-945-2028

Mobile: Download the Chase Mobile® app today

July 2020						
S	M	T	W	T	F	S
28	29	30	1	2	3	4
5	6	7	8	9	10	11
12	13	14	15	16	17	18
19	20	21	22	23	24	25
26	27	28	29	30	31	1
2	3	4	5	6	7	8

New Balance  
**\$5,014.70**  
 Minimum Payment Due  
**\$1,002.00**  
 Payment Due Date  
**07/04/20**

**Late Payment Warning:** If we do not receive your minimum payment by the due date, you may have to pay a late fee, and existing and new balances may become subject to the Default APR.

**Minimum Payment Warning:** Enroll in Auto-Pay and avoid missing a payment. To enroll, go to [www.chase.com](http://www.chase.com)

### ACCOUNT SUMMARY

Account Number: **4246 3152 5232 6481**

Previous Balance	\$17,641.00
Payment, Credits	-\$17,871.38
Purchases	+\$5,245.08
Cash Advances	\$0.00
Balance Transfers	\$0.00
Fees Charged	\$0.00
Interest Charged	\$0.00
<b>New Balance</b>	<b>\$5,014.70</b>
Opening/Closing Date	05/11/20 - 06/10/20
Credit Limit	\$50,000
Available Credit	\$44,985
Cash Access Line	\$10,000
Available for Cash	\$10,000
<b>Past Due Amount</b>	<b>\$0.00</b>
<b>Balance over the Credit Limit</b>	<b>\$0.00</b>

100F  
 \$ 2,677<sup>25</sup> (R)

VENDOR # Chase  
 ACCOUNT # \_\_\_\_\_  
 APPROVAL DATE PAID 6/2/20  
 WARRANT # 30050

### YOUR ACCOUNT MESSAGES

If you experience COVID-19 related mail delivery disruptions, remember you can always access your statements on [chase.com](http://chase.com) or the Chase Mobile App.

& Item was transferred from lost / stolen account.

0000001 FIS33339 C 1

Y 9 10 20/06/10

Page 1 of 3

08630 MA DA 25285

16210000010002528501



P.O. BOX 15123  
 WILMINGTON, DE 19850-5123  
 For Undeliverable Mail Only

Make your payment at  
[chase.com/paycard](http://chase.com/paycard)

42463152523264810010020000501470000000002

**Payment Due Date:** 07/04/20  
**New Balance:** \$5,014.70  
**Minimum Payment:** \$1,002.00

Account number: 4246 3152 5232 6481

\$ \_\_\_\_\_ Amount Enclosed  
 Make/Mail to Chase Card Services at the address below:

25285 8EX 9 16220 C  
 ROGER WOOD  
 SUPERSTITION FIRE  
 565 N IDAHO RD  
 APACHE JUNCTION AZ 85119-4014

CARDMEMBER SERVICE  
 PO BOX 6294  
 CAROL STREAM IL 60197-6294

5000 160 28 1595 25 23 26 48 15





### ACCOUNT ACTIVITY

Date of Transaction	Merchant Name or Transaction Description	\$ Amount
05/24	& Payment ThankYou Image Check	-3,368.50
05/24	& Payment ThankYou Image Check	-7,461.25
05/24	& Payment ThankYou Image Check	-6,708.54
05/24	& Payment ThankYou Image Check	-102.71
06/08	AZ DEPT OF REVENUE TMACCONNEL@AZ AZ 100F 18861 18862 18863 18864 18865 18866 18867 18868 18869 18870 18871 18872 18873 18874 18875 18876 18877 18878 18879 18880 18881 18882 18883 18884 18885 18886 18887 18888 18889 18890 18891 18892 18893 18894 18895 18896 18897 18898 18899 18900 18901 18902 18903 18904 18905 18906 18907 18908 18909 18910 18911 18912 18913 18914 18915 18916 18917 18918 18919 18920 18921 18922 18923 18924 18925 18926 18927 18928 18929 18930 18931 18932 18933 18934 18935 18936 18937 18938 18939 18940 18941 18942 18943 18944 18945 18946 18947 18948 18949 18950 18951 18952 18953 18954 18955 18956 18957 18958 18959 18960 18961 18962 18963 18964 18965 18966 18967 18968 18969 18970 18971 18972 18973 18974 18975 18976 18977 18978 18979 18980 18981 18982 18983 18984 18985 18986 18987 18988 18989 18990 18991 18992 18993 18994 18995 18996 18997 18998 18999 19000	547.02
06/08	PNP AZ DOR TAXFEE info@pointand MI ROGER WOOD 100F 18861 18862 18863 18864 18865 18866 18867 18868 18869 18870 18871 18872 18873 18874 18875 18876 18877 18878 18879 18880 18881 18882 18883 18884 18885 18886 18887 18888 18889 18890 18891 18892 18893 18894 18895 18896 18897 18898 18899 18900 18901 18902 18903 18904 18905 18906 18907 18908 18909 18910 18911 18912 18913 18914 18915 18916 18917 18918 18919 18920 18921 18922 18923 18924 18925 18926 18927 18928 18929 18930 18931 18932 18933 18934 18935 18936 18937 18938 18939 18940 18941 18942 18943 18944 18945 18946 18947 18948 18949 18950 18951 18952 18953 18954 18955 18956 18957 18958 18959 18960 18961 18962 18963 18964 18965 18966 18967 18968 18969 18970 18971 18972 18973 18974 18975 18976 18977 18978 18979 18980 18981 18982 18983 18984 18985 18986 18987 18988 18989 18990 18991 18992 18993 18994 18995 18996 18997 18998 18999 19000	12.85
	TRANSACTIONS THIS CYCLE (CARD 6481) \$17081.13- INCLUDING PAYMENTS RECEIVED	
06/07	CIRCLE K 01445 CLAYPOOL AZ 18872	1.19 100F
06/07	CIRCLE K 01445 CLAYPOOL AZ 18872	33.31 100F
06/07	CHEVRON 0208629 SAN CARLOS AZ 18872	2.08 100F
	HOWARD LOGSDON TRANSACTIONS THIS CYCLE (CARD 6515) \$36.58	
05/14	& ABATIX 214-381-0322 TX 18177	1,523.16 150F
06/03	WAL-MART #1381 APACHE JUNCTI AZ 18877	84.36 100F
	JEFF CRANMER TRANSACTIONS THIS CYCLE (CARD 6549) \$1607.54	
05/14	& RHYTHM MONSTER LLC HTTPSWWW.RHYT AR 18865	144.00 100F
	DANIEL MCKINNEY TRANSACTIONS THIS CYCLE (CARD 6614) \$144.00	
05/28	& AMZN Mkip US*M76XY0Y11 Amzn.com/bill WA 18956	9.79 100F
05/29	& AMZN Mkip US*MY0T18Q41 Amzn.com/bill WA 18856	46.22 100F
05/29	& AMZN Mkip US*MY7TY3F31 Amzn.com/bill WA 18856	87.64 100F
06/02	AMZN Mkip US*MY0E110Q1 Amzn.com/bill WA 18956	464.04 100F
06/03	OFFICE DEPOT #5101 800-463-3768 AZ 18889	108.59 100F
	ANNA BUTEL TRANSACTIONS THIS CYCLE (CARD 6655) \$716.28	
05/19	& Amazon.com Amzn.com/bill WA 100F 18877 -153.59	-230.38 150F 18878 -76.79
05/16	& AMZN Mkip US*M75CH1OY1 Amzn.com/bill WA 18877	70.32 100F
05/19	& Amazon.com*M75Z7OL2 Amzn.com/bill WA 100F 18877 +584.5	87.67 150F 18878 +292.2
05/19	& AMZN Mkip US*M741M2JY1 Amzn.com/bill WA 18877	25.96 100F
05/19	& FEDEX 515078349 MEMPHIS TN 18877	157.22 100F
05/22	& Amazon.com*M70HM95L1 Amzn.com/bill WA 18877	34.51 100F
05/27	& FEDEX 515820144 MEMPHIS TN 18877	14.61 100F
06/01	& COSTCO *BUS CENTER 827 602-274-4851 AZ 100F 18877 +370.54	555.84 150F 18878 +185.28
06/01	& COSTCO *BUS CENTER 827 602-274-4851 AZ 100F 18877 +370.54	555.84 150F 18879 +185.28
06/03	FEDEX 518390357 MEMPHIS TN 18877	26.88 100F
	VAUGHN CROSHAW TRANSACTIONS THIS CYCLE (CARD 0687) \$1298.47	
05/19	& ONE BEAT CPR 954-3215305 FL 18798	138.61 400F
05/28	& ONE BEAT CPR 954-3215305 FL 18823	138.61 400F
	TINA GEROLA TRANSACTIONS THIS CYCLE (CARD 6473) \$277.22	
05/19	& THE HOME DEPOT 404 MESA AZ 18877	243.34 100F
	FOX TANNER TRANSACTIONS THIS CYCLE (CARD 2689) \$243.34	
05/30	& WALGREENS #4188 APACHE JUNCTI AZ 18840	54.78 100F
05/30	& FRONTIER ACE HARDWARE APACHE JUNCTI AZ 18839	12.03 100F
	AMY BROOKS TRANSACTIONS THIS CYCLE (CARD 7121) \$66.81	
05/21	& STAPLS7307905183000001 877-8267755 NJ 18803	64.59 100F
	KELLY BARTZ TRANSACTIONS THIS CYCLE (CARD 3849) \$64.59	

2020 Totals Year-to-Date	
Total fees charged in 2020	\$0.00
Total interest charged in 2020	\$0.00

Year-to-date totals do not reflect any fee or interest refunds you may have received.

# CHASE for BUSINESS

Printed from Chase for Business

8825

100F \$714<sup>97</sup> (3)

VENDOR # chase  
ACCOUNT # \_\_\_\_\_

APPROVAL \_\_\_\_\_  
DATE PAID \_\_\_\_\_  
WARRANT # \_\_\_\_\_

30101

**BUSINESS CARD (...6481)**

Current balance	Available credit	Total Credit Limit
<b>\$645.21</b>	\$49,117.52	\$50,000.00
Next payment due	Minimum payment due	Remaining statement balance
Jul 4, 2020	\$0.00	\$0.00

Automatic payment is Off.

**PENDING (2)** Pending charges \$237.27

Date	Description	Card	Amount
Jun 29, 2020	AZ DEPT OF REVENUE <sup>18902</sup> 100 120 <sup>29</sup>	(...6481)	\$231.82
Jun 29, 2020	PNP AZ DOR TAXFEE <sup>18918</sup> 100 283 150 179	(...6481)	\$5.45

Account activity

SHOWING Activity since last statement

Current balance \$645.21

Date	Description	Card	Category	Amount
Jun 25, 2020	APPLIED MAGNETS, INC. <sup>Ann</sup>	(...6655)	Merchandise & inventory	\$117.01
Jun 23, 2020	AMZN Mktp US*MS20A95U0 <sup>Misc</sup>	(...6655)	Merchandise & inventory	\$43.86
Jun 22, 2020	ABATIX <sup>Book</sup>	(...7121)	Repair & maintenance	\$1,912.44
Jun 21, 2020	DNH*GODADDY.COM <sup>Anna</sup>	(...6655)	Bills & utilities <sup>100F</sup>	\$159.98
Jun 20, 2020	Payment ThankYou Image	(...6481)	—	-\$2,677.25
Jun 20, 2020	Payment ThankYou Image	(...6481)	—	-\$1,879.68
Jun 20, 2020	Payment ThankYou Image	(...6481)	—	-\$457.77
Jun 19, 2020	IAFC FR1151 <sup>Mom</sup>	(...6572)	Miscellaneous	-\$994.00
Jun 19, 2020	IAFC FR1151 <sup>Mom</sup>	(...6572)	Miscellaneous	-\$1,184.00
Jun 19, 2020	IAFC FR1151 <sup>Debi</sup>	(...6580)	Miscellaneous	-\$1,698.00
Jun 19, 2020	OFFICEMAX/DEPOT 6678 <sup>wood</sup>	(...6481)	Office & shipping	\$344.46
Jun 19, 2020	COPPER HILLS INN <sup>Rock</sup>	(...6499)	Travel	\$105.18

Date	Description	Card	Category	Amount
Jun 16, 2020	694 HILTON EL CONQUIST	Faxatoo (...6556)	Travel	\$109.97
Jun 16, 2020	NEOGOV	Faber (...6523)	Office & shipping	\$175.00
Jun 16, 2020	INDEED	Faber (...6523)	Merchandise & inventory	\$25.81
Jun 15, 2020	Engraving, Awards & Gift	Mom (...6572)	Merchandise & inventory	\$664.15
Jun 14, 2020	694 HILTON EL CONQUIST	Faxatoo (...6556)	Travel	\$659.82
Jun 13, 2020	CHEVRON 0208629	Rock (...6499)	Gas	\$28.03
Jun 12, 2020	MARATHON PETRO250079	Rock (...6499)	Gas	\$69.00
Jun 11, 2020	AUTOZONE 3684	Faxatoo (...6556)	Automotive	\$48.85
Jun 11, 2020	USPS PO 0302590130	Moomy (...6572)	Office & shipping	\$57.65

# Superstition Fire & Medical District Monthly Pinal County Treasurer's Bank Account Reconciliation

## 150 General Fund

### Reconciliation References:

- A Beginning bank balance
- B Interest Income
- C Current month's deposits
- D Current month's Revenue transfers to the 100 Fund and 200 Fund
- E Current month's Accounts Payable disbursements
- F Current month's Payroll disbursements
- G Current month's bank ending balance
- H Accounts Payable checks outstanding at month-end
- I Payroll checks outstanding at month-end
- J Electronic / ACH clearing bank account balance at month-end
- K Lockbox bank account balance at month-end
- L Cash Balance per G/L Balance Sheet
- M Chase MasterCard credit card payment – warrant #1130004036 (paid 6/17/2020)
- N Chase MasterCard credit card payment – warrant #1130004036 (paid 6/17/2020)



**Superstition Fire & Medical District  
Ground Transport (Fund 150) Cash Reconciliation  
Fiscal Year 2019 - 2020  
6/30/2020**

	Deposits (Cash Receipts)	Cash Disbursements	Book Balance
Book Balance as of: 6/1/2020			\$397,826.09 (A)
<u>Activity During the Month</u>			
Journal Entries:			
Interest Income (Expense):	568.91		568.91 (B)
Deposits	282,676.00		282,676.00 (C)
Revenue Transfer		(156,912.44)	(156,912.44) (D)
Cash Disbursements			
A) Accounts Payable		(118,775.05)	(118,775.05) (E)
B) Payroll Account		(131,593.09)	(131,593.09) (F)
C) Transfer In / Out			-
	\$283,244.91	(407,280.58)	\$273,790.42
<u>Pinal County Bank Balance</u>			
Ending Bank Balance as of: 6/30/2020	Balance from YTD Column		\$ 275,807.58 (G)
Less: Outstanding Warrants	Check #		
	A/P	(75,903.79)	(75,903.79) (H)
	Payroll	(466.64)	(466.64) (I)
			-
			\$ 199,437.15
	Cash Balance in Payroll Clearing Account		\$ - (J)
	Cash Balance in Electronic / ACH Clearing Account		\$ (195.14) (K)
	Cash Balance in LockBox		\$ 22,988.59 (L)
			\$ 222,230.60
Prepared by: <u><i>April &amp; Duke 7/6/2020</i></u>			Balance per B/S \$ 222,230.60 (L)
Reviewed by: <u><i>Roger Wood 7/6/2020</i></u>			Difference \$ -



Pinal County Treasurer

Monthly Statement

Date Range: 6/1/2020 to 6/30/2020

Account	Period	YTD		
<b>6116421002</b>	<b>Superstition FMD Ground Transport Fund</b>			
Begin Balance:	(A) 397,826.09	186,699.32		
Income:	126,332.47	3,159,871.72		
LOC Advance:	.00	.00		
Expense:	(248,350.98)	(3,070,763.46)	LOC:	.00
LOC Payments:	.00	.00	Warrants Outstanding:	(76,370.43)
Cash Balance:	(G) 275,807.58	275,807.58	End:	199,437.15

Monthly Statement Summary

Source Code	Description	MTDAmount	YTDAmount
<b>6116421002</b>	<b>Superstition FMD Ground Transport Fund</b>	<b>Beginning Balance:</b> 397,826.09	186,699.32
21100.40	Wells Fargo Bank Investment Interest	.00	36.92
21100.41	Wells Fargo Repo Investment Interest	.00	408.21
21100.43	Wells Fargo Trust Investment Interest	.06	25.65
21100.46	Wells Fargo Investment Investment Interest	130.85	854.42
21100.47	WF Money Market Investment Interest	12.72	113.39
21100.48	WF Brokerage Account Investment Interest	201.64	391.32
21100.55	Multi-Bank Securities Investment Interest	31.63	327.95
21100.70	Vining Sparks Investment Interest	157.83	1,893.73
21100.80	Stifel Nicolaus & Company Investment Interest	33.44	571.81
21 90	PC Treasurer Reg Warrants Investment Interest	.74	.74
73160.0	Deposits	282,676.00	3,307,214.69
73750.0	Revenue Transfer	(156,912.44)	(151,967.11)
90930.0	Warrants Redeemed	(118,775.05)	(1,695,286.67)
91220.0	Disbursed by County Treasurer	(129,575.93)	(1,375,476.79)
	<b>Ending Balance:</b>	<b>275,807.58</b>	<b>275,807.58</b>

(B) \$56891  
 (C)  
 (D)  
 (E)

Monthly Statement Detail

Date	Notes	Doc #	Amount	C/D
<b>6116421002 Superstition FMD Ground Transport Fund</b>			<b>Beginning Balance: 397,826.09</b>	
21100.43	Wells Fargo Trust Investment Interest		Source Code Total: .06	
06/02	Investment Interest	0	.06	C
21100.46	Wells Fargo Investment Investment Interest		Source Code Total: 130.85	
06/01	Investment Interest	0	26.57	C
06/01	Investment Interest	0	58.21	C
06/10	Investment Interest	0	1.91	C
06/15	Investment Interest	0	44.16	C
21100.47	WF Money Market Investment Interest		Source Code Total: 12.72	
06/01	Investment Interest	0	12.72	C
21100.48	WF Brokerage Account Investment Interest		Source Code Total: 201.64	
06/19	Investment Interest	0	37.61	C
06/24	Investment Interest	0	23.49	C
06/24	Investment Interest	0	24.50	C
06/26	Investment Interest	0	53.79	C
06/29	Investment Interest	0	38.18	C
06/30	Investment Interest	0	24.07	C
21100.55	Multi-Bank Securities Investment Interest		Source Code Total: 31.63	
06/05	Investment Interest	0	31.63	C
21100.70	Vining Sparks Investment Interest		Source Code Total: 157.83	
06/03	Investment Interest	0	13.43	C
06/04	Investment Interest	0	32.49	C
06/16	Investment Interest	0	36.64	C
06/19	Investment Interest	0	8.02	C



Pinal County Treasurer

Monthly Statement

Date Range: 6/1/2020 to 6/30/2020

06/22	Investment Interest	0	29.98	C
06/23	Investment Interest	0	26.19	C
06/25	Investment Interest	0	11.08	C
<b>21100.80</b>	<b>Stifel Nicolaus &amp; Company Investment Interest</b>		<b>Source Code Total: 33.44</b>	
06/05	Investment Interest	0	33.44	C
<b>21100.90</b>	<b>PC Treasurer Reg Warrants Investment Interest</b>		<b>Source Code Total: .74</b>	
06/30	Investment Interest	0	.74	C
<b>73160.0</b>	<b>Deposits</b>		<b>Source Code Total: 282,676.00</b>	
06/04	WIRED MONEY TO GROUND TRANSPORT FUND	0	60,160.00	C
06/11	WIRED MONEY TO GROUND TRANSPORT FUND	0	74,510.00	C
06/18	WIRED MONEY TO GROUND TRANSPORT FUND	0	49,820.00	C
06/25	WIRED MONEY TO GROUND TRANSPORT FUND	0	71,720.00	C
06/30	WIRED MONEY TO GROUND TRANSPORT FUND	0	26,110.00	C
06/30	150.20.62140.20 McNeil & Co /inv 5929 / ck 116967	0	50.00	C
06/30	150.20.62140.20 McNeil & Co /inv 5951 / ck 117176	0	306.00	C
<b>73750.0</b>	<b>Revenue Transfer</b>		<b>Source Code Total: (156,912.44)</b>	
06/30	Transfer payment of COVID Supplies	0	(1,912.44)	C
06/30	Payment on Payable to 100 Fund	0	(130,000.00)	C
06/30	Payment on Payable to 200 Fund	0	(25,000.00)	C
<b>90930.0</b>	<b>Warrants Redeemed</b>		<b>Source Code Total: (118,775.05)</b>	
06/01	Paid Warrants	0	(25,009.86)	D
06/02	Paid Warrants	0	(2,201.30)	D
06/03	Paid Warrants	0	(877.84)	D
06/04	Paid Warrants	0	(642.82)	D
06/05	Paid Warrants	0	(993.45)	D
06/08	Paid Warrants	0	(322.14)	D
06/09	Paid Warrants	0	(2,202.47)	D
06/10	Paid Warrants	0	(17,948.60)	D
06/11	Paid Warrants	0	(12,819.60)	D
06/15	Paid Warrants	0	(15,421.83)	D
06/16	Paid Warrants	0	(82.95)	D
06/17	Paid Warrants	0	(923.38)	D
06/19	Paid Warrants	0	(61.29)	D
06/23	Paid Warrants	0	(5,251.53)	D
06/24	Paid Warrants	0	(7,355.54)	D
06/25	Paid Warrants	0	(14,653.59)	D
06/26	Paid Warrants	0	(759.16)	D
06/29	Paid Warrants	0	(813.17)	D
06/30	Paid Warrants	0	(10,434.53)	D
<b>91220.0</b>	<b>Disbursed by County Treasurer</b>		<b>Source Code Total: (129,575.93)</b>	
06/11	Ambulatory Emp Payroll Direct Deposit	0	(32,407.47)	D
06/11	District Federal & State P/R Taxes	0	(13,549.64)	D
06/11	District 457, union dues, pac	0	(6,170.17)	D
06/11	HSA	0	(2,001.12)	D
06/11	ASRS	0	(13,174.28)	D
06/25	Ambulatory Emp Payroll Direct Deposit	0	(29,766.56)	D
06/25	District Federal & State P/R Taxes	0	(12,425.09)	D
06/25	District 457, union dues, pac	0	(6,170.18)	D
06/25	HSA	0	(2,001.12)	D
06/25	ASRS	0	(11,910.30)	D
			<b>6116421002 Superstition FMD Ground Transport Fund</b>	<b>Ending Balance: 275,807.58</b>

Warrant Detail

Payee Name	Warrant	Amount	Issue Dt	Status Dt	Voucher
------------	---------	--------	----------	-----------	---------

6116421002 Superstition FMD Ground Transport Fund

Account Total: 195,337.89

Fund: 1130

Fund Total: 193,277.10



Pinal County Treasurer

Monthly Statement

Date Range: 6/1/2020 to 6/30/2020

(H)

Status: OUTS

Status Total: 75,903.79

HEALTH CHOICE ARIZONA	1130003944	238.91	05/06/20	05/06/20
AZ DEPT OF HEALTH SERVICES	1130003975	250.00	05/20/20	05/21/20
APACHE JUNCTION UNIFIED	1130004027	1,423.44	06/17/20	06/18/20
APACHE OXY-MED INC DBA	1130004029	365.00	06/17/20	06/18/20
CITY OF APACHE JUNCTION	1130004037	983.12	06/17/20	06/18/20
FIRST CHOICE AUTO GLASS, INC.	1130004042	50.00	06/17/20	06/18/20
ANDREA HINKEL	1130004048	37.33	06/17/20	06/18/20
ANDREA HINKEL	1130004049	72.97	06/17/20	06/18/20
LYNDON NELSON	1130004050	54.23	06/17/20	06/18/20
PHOENIX TECHNOLOGY SOLUTIONS	1130004052	33.00	06/17/20	06/18/20
TOSHIBA BUSINESS SOLUTIONS, INC	1130004059	86.09	06/17/20	06/18/20
ADR HARDWARE, LLC	1130004064	59.47	06/30/20	06/30/20
DAVID DELP DBA	1130004065	198.60	06/30/20	06/30/20
APACHE JUNCTION UNIFIED	1130004066	1,826.67	06/30/20	06/30/20
APACHE JUNCTION UNIFIED	1130004067	500.00	06/30/20	06/30/20
WATER UTILITIES COMM FD DBA	1130004068	42.68	06/30/20	06/30/20
ARIZONA WATER COMPANY, INC.	1130004069	177.55	06/30/20	06/30/20
AT&T CORP	1130004070	425.08	06/30/20	06/30/20
BANNER GOLDFIELD MEDICAL CEN	1130004071	1,355.60	06/30/20	06/30/20
BANNER GATEWAY MEDICAL CENTER	1130004072	43.00	06/30/20	06/30/20
BANNER BAYWOOD MEDICAL CENTER	1130004073	59.20	06/30/20	06/30/20
BOUND TREE MEDICAL LLC	1130004074	13,473.52	06/30/20	06/30/20
BPCWS, PLLC	1130004075	545.99	06/30/20	06/30/20
CHASE	1130004076	131.03	06/30/20	06/30/20
CITY OF APACHE JUNCTION	1130004077	966.67	06/30/20	06/30/20
CITY OF MESA	1130004078	122.00	06/30/20	06/30/20
CITY OF MESA	1130004079	12,037.74	06/30/20	06/30/20
COOKSON DOOR SALES OF AZ, INC	1130004080	285.25	06/30/20	06/30/20
BANNER DESERT MEDICAL CENTER	1130004081	76.60	06/30/20	06/30/20
FIRST CALL AUTO & INDUSTRIAL	1130004082	290.59	06/30/20	06/30/20
ST HELEN AUTO & HARDWARE, INC.	1130004083	177.45	06/30/20	06/30/20
GINCO PLUMBING LLC	1130004084	132.27	06/30/20	06/30/20
WEX BANK DBA	1130004085	925.13	06/30/20	06/30/20
ADVANCED DATA PROCESSING, INC	1130004086	13,500.00	06/30/20	06/30/20
ADVANCED DATA PROCESSING, INC	1130004087	13,425.91	06/30/20	06/30/20
PITNEY BOWES	1130004088	46.85	06/30/20	06/30/20
PROPHET NETWORK INTEGRATION, IN	1130004089	2,643.96	06/30/20	06/30/20
RIGHT AWAY DISPOSAL, LLC	1130004090	124.89	06/30/20	06/30/20
SALT RIVER PROJECT	1130004091	2,344.30	06/30/20	06/30/20
SOUTHWEST GAS CORPORATION	1130004092	33.19	06/30/20	06/30/20
SUPERSTITION MOUNTAINS CFD #1	1130004093	128.70	06/30/20	06/30/20
RYAN TONELLI	1130004094	459.00	06/30/20	06/30/20
UNIFIRST CORPORATION	1130004095	350.76	06/30/20	06/30/20
WELLS FARGO BANK, N.A.	1130004096	4,589.33	06/30/20	06/30/20
ACUITY SPECIALTY PRODUCTS	1130004097	600.12	06/30/20	06/30/20
MAGIC PEST CONTROL	1130004098	210.60	06/30/20	06/30/20

(N)

Status: PAID

Status Total: 117,180.90

OPTUMCARE	1130003757	258.43	03/04/20	06/17/20
OPTUMCARE	1130003760	257.69	03/04/20	06/17/20
PROPHET NETWORK INTEGRATION, IN	1130003907	2,106.84	04/22/20	06/09/20
ADVANCED DATA PROCESSING, INC	1130003920	13,967.51	04/29/20	06/10/20
CARE 1ST HEALTH PLAN	1130003939	406.21	05/06/20	06/23/20
AFI AG	1130003970	525.96	05/20/20	06/02/20
AFI AG	1130003971	1,320.58	05/20/20	06/30/20
WATER UTILITIES COMM FD DBA	1130003972	148.54	05/20/20	06/02/20
CITY OF APACHE JUNCTION	1130003983	809.56	05/20/20	06/02/20
CITY OF MESA	1130003984	10,966.10	05/20/20	06/01/20
DELTA DENTAL OF ARIZONA	1130003985	491.84	05/20/20	06/01/20
ROBERT E DEBOW JR. CONST, INC.	1130003987	131.60	05/20/20	06/01/20
KANSAS STATE BANK OF MANHATTAN	1130003990	79.20	05/20/20	06/01/20
RIGHT AWAY DISPOSAL, LLC	1130003993	100.82	05/20/20	06/02/20





Pinal County Treasurer

Monthly Statement

Date Range: 6/1/2020 to 6/30/2020

UNITED HEALTHCARE INSURANCE CO	1130003995	12,961.05	05/20/20	06/01/20
USA CARPET & UPHOLSTERY	1130003996	494.98	05/20/20	06/03/20
WATER UTILITIES COMM FD DBA	1130003998	33.68	05/27/20	06/16/20
ARIZONA WATER COMPANY, INC.	1130003999	24.30	05/27/20	06/04/20
AT&T CORP	1130004000	425.08	05/27/20	06/04/20
GINCO PLUMBING LLC	1130004001	380.07	05/27/20	06/01/20
ADVANCED DATA PROCESSING, INC	1130004002	14,483.29	05/27/20	06/15/20
MESA DISCOUNT, INC	1130004003	322.14	05/27/20	06/08/20
PROSHRED SECURITY ARIZONA	1130004004	23.36	05/27/20	06/03/20
SHOPPERS SUPPLY, LLC	1130004005	61.29	05/27/20	06/19/20
MATLICK ENTERPRISES INC DBA	1130004006	219.79	05/27/20	06/03/20
WAXIE'S ENTERPRISES, INC	1130004007	139.71	05/27/20	06/03/20
ACUITY SPECIALTY PRODUCTS	1130004008	616.42	05/27/20	06/02/20
APACHE OXY-MED INC DBA	1130004009	330.00	06/03/20	06/11/20
ARIZONA WATER COMPANY, INC.	1130004010	95.63	06/03/20	06/09/20
ARIZONAWATERCONDITIONING DBA	1130004011	145.91	06/03/20	06/15/20
BOUND TREE MEDICAL LLC	1130004012	10,056.53	06/03/20	06/11/20
ST HELEN AUTO & HARDWARE, INC.	1130004013	49.27	06/03/20	06/16/20
WEX BANK DBA	1130004014	792.63	06/03/20	06/15/20
PROFESSIONAL SALES & SERVICE	1130004015	99.73	06/03/20	06/11/20
MEDIACOM	1130004016	2,459.16	06/03/20	06/10/20
MEDIACOM	1130004017	172.13	06/03/20	06/10/20
RIGHT AWAY DISPOSAL, LLC	1130004018	34.85	06/03/20	06/24/20
SALT RIVER PROJECT	1130004019	1,821.23	06/03/20	06/11/20
SOUTHWEST GAS CORPORATION	1130004020	36.19	06/03/20	06/11/20
SUBSTITUTION MOUNTAINS CFD #1	1130004021	128.70	06/03/20	06/10/20
SUBSTITUTION SAFETY SERV, LLC	1130004022	125.98	06/03/20	06/11/20
TELEFLEX LLC	1130004023	1,221.10	06/03/20	06/10/20
TOSHIBA BUSINESS SOLUTIONS, INC	1130004024	86.09	06/03/20	06/30/20
VANNER, INC.	1130004025	349.94	06/03/20	06/11/20
AFLAC	1130004026	350.64	06/17/20	06/30/20
WATER UTILITIES COMM FD DBA	1130004028	128.42	06/17/20	06/30/20
APACHE SANDS SERVICE CENTER	1130004030	306.00	06/17/20	06/26/20
ARIZONA WATER COMPANY, INC.	1130004031	81.89	06/17/20	06/26/20
BRENDEN ESPIE	1130004032	691.67	06/17/20	06/23/20
BOUND TREE MEDICAL LLC	1130004033	2,066.47	06/17/20	06/23/20
BPCWS, PLLC	1130004034	1,885.88	06/17/20	06/24/20
BUD'S BULK ICE SERVICE, INC	1130004035	495.51	06/17/20	06/29/20
CHASE	1130004036	1,879.68	06/17/20	06/23/20
CITY OF MESA	1130004038	12,159.74	06/17/20	06/25/20
COMMERCIAL OFFICE INT, LLC	1130004039	8,548.80	06/17/20	06/30/20
ROBERT E DEBOW JR. CONST, INC.	1130004040	317.66	06/17/20	06/29/20
EFFICIENT ROOFING, LLC	1130004041	305.00	06/17/20	06/25/20
LIBERTY WATER COMPANY, INC.	1130004043	45.07	06/17/20	06/24/20
HEALTHCARE MEDICAL WASTE, INC	1130004044	280.91	06/17/20	06/25/20
PROFESSIONAL SALES & SERVICE	1130004045	185.33	06/17/20	06/25/20
J HIGGINS LTD INC	1130004046	818.30	06/17/20	06/25/20
MEDIACOM	1130004047	43.32	06/17/20	06/23/20
AARP	1130004051	93.94	06/17/20	06/25/20
CENTURYLINK	1130004053	87.56	06/17/20	06/24/20
CENTURYLINK	1130004054	532.46	06/17/20	06/24/20
GARY A. SMITH, MD, PLLC	1130004055	3,750.00	06/17/20	06/24/20
SOLVENT RECY-CLEAN, INC	1130004056	37.67	06/17/20	06/23/20
STANDARD INSURANCE COMPANY	1130004057	765.37	06/17/20	06/25/20
SUBSTITUTION SAFETY SERV, LLC	1130004058	45.00	06/17/20	06/25/20
MATLICK ENTERPRISES INC DBA	1130004060	579.61	06/17/20	06/24/20
UNIFIRST CORPORATION	1130004061	371.27	06/17/20	06/26/20
VERIZON WIRELESS SERVICES LLC	1130004062	440.11	06/17/20	06/24/20
ACUITY SPECIALTY PRODUCTS	1130004063	126.51	06/17/20	06/23/20

(M)

Status Total: 192.41

GRAEME BINCH	1130003562	92.28	12/18/19	06/30/20
ARIZONA PHYSICIANS IPA INC	1130003626	100.13	01/15/20	06/30/20



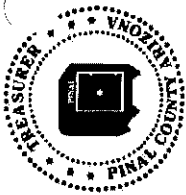
Pinal County Treasurer

Monthly Statement

Date Range: 6/1/2020 to 6/30/2020

Fund: 1131				Fund Total: 2,060.79
Status: OUTS				Status Total: 466.64 <span style="border: 1px solid black; border-radius: 50%; padding: 2px;">E</span>
JAMES R. VAUGHN, PC TRUST ACCOUNT	1131000531	316.64	06/26/20	06/24/20
AZ FF RETIREE HEALTH TRUST FUND	1131000532	150.00	06/26/20	06/24/20
Status: PAID				Status Total: 1,594.15
JAMES R. VAUGHN, PC TRUST ACCOUNT	1131000525	193.44	05/29/20	06/04/20
AZ FF RETIREE HEALTH TRUST FUND	1131000526	150.00	05/29/20	06/05/20
JACOB MILLAN	1131000527	843.45	05/28/20	06/05/20
JAMES R. VAUGHN, PC TRUST ACCOUNT	1131000529	257.26	06/12/20	06/17/20
AZ FF RETIREE HEALTH TRUST FUND	1131000530	150.00	06/12/20	06/17/20
	Count	Amount		
Total OUTS:	48	76,370.43		
Total PAID:	78	118,775.05 <span style="border: 1px solid black; border-radius: 50%; padding: 2px;">E</span>		
Total VOID:	2	192.41		





Control No. 348212

# Pinal County, Treasurer Pending Treasurer Receipt

Treasurer's Office L

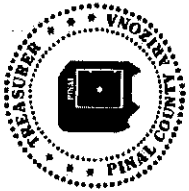
Receipt No.:

Posted By:

Receipt Date: 6/4/2020      Cash: \$0.00      Submitted By: JenniferBurke1  
 Total Amount: \$60,160.00      Check: \$0.00      Department: Superstition Fire & Medical District  
    Wire/Direct Deposit: \$60,160.00  
    Credit Card: \$0.00

GL	Source	Cost	Object	Subsid	Subled	Type	Notes	Amount
6116421002	73160.0						WIRED MONEY TO GROUND TRANSPORT FUND	\$60,160.00

C-2



Control No. 348514

# Pinal County Treasurer Pending Treasurer Receipt

Treasurer's Office Use

Receipt No.:

Posted By:

Receipt Date: 6/11/2020      Cash: \$0.00      Submitted By: JenniferBurke1  
 Total Amount: \$74,510.00      Check: \$0.00      Department: Superstition Fire & Medical District  
    Wire/Direct Deposit: \$74,510.00  
    Credit Card: \$0.00

GL	Source	Cost	Object	Subsid	Subled	Type	Notes	Amount
6116421002	73160.0						WIRED MONEY TO GROUND TRANSPORT FUND	\$74,510.00

C-2



# Pinal County, Treasurer

## Pending Treasurer Receipt

Control No. 348801

Treasurer's Office Use

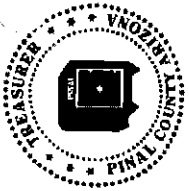
Receipt No.:

Posted By:

Receipt Date: 6/18/2020      Cash: \$0.00      Submitted By: JenniferBurke1  
 Total Amount: \$49,820.00      Check: \$0.00      Department: Superstition Fire & Medical District  
    Wire/Direct Deposit: \$49,820.00  
    Credit Card: \$0.00

GL	Source	Cost	Object	Subsid	Subled	Type	Notes	Amount
6116421002	73160.0						WIRED MONEY TO GROUND TRANSPORT FUND	\$49,820.00

C-3



Control No. 349133

# Pinal County Treasurer Pending Treasurer Receipt

Treasurer's Office Use

Receipt No.:

Posted By:

Receipt Date: 6/25/2020 Cash: \$0.00 Submitted By: JenniferBurke1  
 Total Amount: \$71,720.00 Check: \$0.00 Department: Superstition Fire & Medical District  
 Wire/Direct Deposit: \$71,720.00  
 Credit Card: \$0.00

GL	Source	Cost	Object	Subsid	Subled	Type	Notes	Amount
6116421002	73160.0						WIRED MONEY TO GROUND TRANSPORT FUND	\$71,720.00

c-4



Control No. 349269

# Pinal County, Treasurer Pending Treasurer Receipt

Treasurer's Office

Receipt  
No.:

Posted By:

Receipt Date: 6/30/2020      Cash: \$0.00      Submitted By: JenniferBurke1  
 Total Amount: \$26,110.00      Check: \$0.00      Department: Superstition Fire & Medical District  
    Wire/Direct Deposit: \$26,110.00  
    Credit Card: \$0.00

GL	Source	Cost	Object	Subsid	Subsid	Subled	Type	Notes	Amount
6116421002	73160.0							WIRED MONEY TO GROUND TRANSPORT FUND	\$26,110.00

C-5



**Superstition Fire & Medical District**

**AR Payment Register (Detail)**

Bank ID: Equal To m

ck No. / Payment ID	Payee Name / Customer Name	Invoice No. / Account Number	Amount Paid
<b>BANK: M - GROUND TRANSPORT FUND CHECKING</b>			
<b>DEPOSIT: 2,821      DATE: 06/29/20</b>			
116967	McNeil & Co/inv 5929/116967 McNeil & Company (MCNECO)	Check Invoice : 005929	\$50.00 \$50.00
			<b>CHECK # 116967 TOTAL: \$50.00</b>
117176	McNeil & Co/inv 5951/117176 McNeil & Company (MCNECO)	Check Invoice : 005951	\$306.00 \$306.00
			<b>CHECK # 117176 TOTAL: \$306.00</b>
			<b>DEPOSIT 2,821 TOTAL: \$356.00</b>
			<b>TOTAL FOR BANK ID: M \$356.00</b>
GRAND TOTAL OF ALL CHECKS:			\$356.00
GRAND TOTAL OF ALL CREDIT CARDS:			\$0.00
GRAND TOTAL OF ALL CASH:			\$0.00
GRAND TOTAL OF ALL EFT:			\$0.00
<b>GRAND TOTAL OF ALL PAYMENTS:</b>			<b>\$356.00</b>
GRAND TOTAL OF ALL ADJUSTMENTS:			\$0.00
<b>COMBINED TOTAL:</b>			<b>\$356.00</b>

C-6



# TREASURER AGENCY SERVICES

PINAL COUNTY  
EST. 1891

annifer Burke

Superstition Fire & Medical District

[Home](#)

[Contact Us](#)

[Help](#)

[Logout](#)

Inquiry ▲

GL Accounts

GL Transactions

Warrant Search

Treasurer Receipts

Warrant Maintenance ▲

Warrant Accounts

Add New Warrant

Bulk Upload Warrants

Fund Transfers ▲

Fund Transfer

Bulk Upload Transfers

Treasurer Receipts ▲

Add New Receipt

Upload Receipt File

Reports ▲

Monthly Statement

Tax Distribution

Top 50 Tax Payers

Authority Assessments

Authority Tax Payments

Warrants Over 1 Year

School Summary

LOC Advances Summary

Tax Adjustments by Auth

Profile ▲

My Profile

## General Ledger Transactions

### Advanced Search

GL Account:

Notes:

Source Code:

Post Date Range:  to

Amount Range:  to

Source Category:  Income  Transfers Credit  Transfers Debit  Disbursements

GL	Post Date	SC	Notes	Doc	Doc Ref	Amount
6116421002	6/30/2020	73750.0	Transfer payment of COVID Supplies	TR		(\$1,912.44)
6116421002	6/30/2020	73750.0	Payment on Payable to 100 Fund	TR		(\$130,000.00)
6116421002	6/30/2020	73750.0	Payment on Payable to 200 Fund	TR		(\$25,000.00)
						<b>(\$156,912.44)</b>

Page 1 of 1 20

1 - 3 of 3 items

[GL Account Details](#)



Using a modern browser ensures the best user experience on this website.  
You can check your browser is up to date by clicking [Browser Compatibility Check](#).



Roger Wood Superstition Fire & Medical District Home Contact Us Help Logout

- Inquiry ▲
- GL Accounts
- GL Transactions
- Warrant Search
- Treasurer Receipts
- Warrant Maintenance ▲
- Warrant Accounts
- Add New Warrant
- Bulk Upload Warrants
- Fund Transfers ▲
- Fund Transfer
- Bulk Upload Transfers
- Treasurer Receipts ▲
- Add New Receipt
- Upload Receipt File
- Reports ▲
- Monthly Statement
- Tax Distribution
- Top 50 Tax Payers
- Authority Assessments
- Authority Tax Payments
- Warrants Over 1 Year
- School Summary
- LOC Advances Summary
- Tax Adjustments by Auth
- Profile ▲
- My Profile

**New Fund Transfer**

**Add New Fund Amount**

Revenue/Expense:  To/From:  GL Account:

Amount:  Notes:

**Fund Amount Added!**

	GL Account	Source	Source Desc	Notes	Amount
✘	6116421002	73750.0	Revenue Transfer	Transfer payment of COVID Supplies	(\$1,912.44)
✘	6116421001	73750.0	Revenue Transfer	Transfer payment of COVID Supplies	\$1,912.44

D-1

Using a modern browser ensures the best user experience on this website. You can check your browser is up to date by clicking [Browser Compatability Check](#).

Superstition Fir Medical District  
GL Account Ledger - Detail By Period  
6/1/2020 through 6/30/2020

Batch	Journal	Entry #	Date	Job	Document	Description	Debits	Credits	Balance
150-10-10150-10						<b>PAYROLL ACCOUNT (TRANSPORT)</b>			
17606	PR	774409	06/12/20		528	Voided Payroll MEDIC Bi-Weekly 3rd party EFT 6/12/2020	1,143.26	-	(\$1,542,773.48)
17606	PR	774401	06/12/20		528 - 4287	Payroll All Freq 6/7/2020	-	40,128.16	(1,581,758.38)
17608	J	774425	06/12/20		JE0604	Paydate 061220 RcIs	-	13,549.64	(1,595,308.02)
17608	J	774429	06/12/20		JE0604	Paydate 061220 RcIs	-	2,001.12	(1,597,309.14)
17608	J	774436	06/12/20		JE0604	Paydate 061220 RcIs	-	13,174.28	(1,610,483.42)
17623	PR	774969	06/26/20		531 - 4333	Payroll All Freq 6/21/2020	-	36,403.38	(1,646,886.80)
17632	J	775143	06/26/20		JE0608	Paydate 062620 RcIs	-	12,425.09	(1,659,311.89)
17632	J	775147	06/26/20		JE0608	Paydate 062620 RcIs	-	2,001.12	(1,661,313.01)
17632	J	775154	06/26/20		JE0608	Paydate 062620 RcIs	-	11,910.30	(1,673,223.31)
<b>PAYROLL ACCOUNT (TRANSPORT) TOTALS:</b>							<b>\$1,143.26</b>	<b>\$131,593.09</b>	<b>(\$1,673,223.31)</b>
<b>TOTAL OF LEDGER:</b>							<b>\$1,143.26</b>	<b>\$131,593.09</b>	<b>(\$1,673,223.31)</b>

(F)

# Commercial Checking Acct Public Funds

Account number: 4942920083 ■ June 1, 2020 - June 30, 2020 ■ Page 1 of 6

WELLS  
FARGO

SUPERSTITION FIRE & MEDICAL DISTRICT  
GROUND TRANSPORTATION  
565 N IDAHO RD  
APACHE JUNCTION AZ 85119-4014

## Questions?

Call your Customer Service Officer or Client Services  
**1-800-AT WELLS** (1-800-289-3557)  
5:00 AM TO 6:00 PM Pacific Time Monday - Friday

Online: [wellsfargo.com](http://wellsfargo.com)

Write: Wells Fargo Bank, N.A. (182)  
PO Box 63020  
San Francisco, CA 94163

## Account summary

### Commercial Checking Acct Public Funds

Account number	Beginning balance	Total credits	Total debits	Ending balance
4942920083	\$5,669.19	\$278,616.37	-\$284,280.70	\$4.86

100  
200.00

150 (J)  
<195.14>

## Credits

### Electronic deposits/bank credits

Effective date	Posted date	Amount	Transaction detail
	06/01	3,265.83	Merchant Service Merch Dep 200529 8029396648 Superstition Fire and
	06/01	2,156.26	Noridian Azutmt Hcclaimpmt 200528 1184003220 TRN*1*892410439*1450173185~
	06/01	285.78	Optum Lifepoint Hcclaimpmt 091000010894204 TRN*1*0894204*1272337487~
	06/02	25.00	Merchant Service Merch Dep 200531 8029396648 Superstition Fire and
	06/02	744.23	Noridian Azutmt Hcclaimpmt 200529 1184003220 TRN*1*892414435*1450173185~
	06/02	448.43	Bcbs of Arizona Hcclaimpmt 200529 1184003220 TRN*1*515483351*1860004538\
	06/02	169.47	Aetna H09 Hcclaimpmt 1184003220 TRN*1*160528200247401*1066033492\
	06/03	265.00	Merchant Service Merch Dep 200602 8029396648 Superstition Fire and
	06/03	3,487.98	Mercy Care Plan Hcclaimpmt 200602 00145658 TRN*1*5519643*1860527381*Ahcccs Acute\
	06/03	2,733.92	Noridian Azutmt Hcclaimpmt 200601 1184003220 TRN*1*892418225*1450173185~
	06/03	1,051.68	36 Treas 310 Misc Pay 060320 xxxxx0012 84\lea*1*049823950\
	06/03	791.12	Mercy Care Plan Hcclaimpmt 200602 00145658 TRN*1*5522112*1860527381*Mercy Care Advantage - S
	06/03	195.92	Hhp Texas Hcclaimpmt 200603 362703 TRN*1*011840012721786*1610994632\
	06/04	34,275.00	WT Seq#68378 Superstition Fire & Med /Org=Superstition Fire & Medical Distri Srf# Gb00000033758729 Trn#200604068378 Rfb# 466
	06/04	1,907.74	Merchant Service Merch Dep 200603 8029396648 Superstition Fire and

**Electronic deposits/bank credits (continued)**

Effective date	Posted date	Amount	Transaction detail
	06/04	2,235.55	Noridian Azutmt Hcclaimpmt 200602 1184003220 TRN*1*892421980*1450173185~
	06/04	401.98	Palmetto Gba Hcclaimpmt 200601 1184003220 TRN*1*808135799*1571062326~
	06/04	345.15	Aetna H09 Hcclaimpmt 1184003220 TRN*1*160601200220262*1066033492\
	06/05	5,989.99	Merchant Service Merch Dep 200604 8029396648 Superstition Fire and
	06/05	1,790.16	Aetna AS01 Hcclaimpmt 1184003220 TRN*1*820154000152390*1066033492\
	06/05	788.07	Noridian Azutmt Hcclaimpmt 200603 1184003220 TRN*1*892425570*1450173185~
	06/05	271.13	Aetna H09 Hcclaimpmt 1184003220 TRN*1*160602200235673*1066033492\
	06/05	103.46	Aetna AS01 Hcclaimpmt 1184003220 TRN*1*820154000152374*1066033492\
	06/05	91.73	Ahcccs Programma Hcclaimpmt 200603 202006031257046 TRN*1*202006031257046*1866004791*Fqmb
	06/08	290.00	Merchant Service Merch Dep 200606 8029396648 Superstition Fire and
	06/08	135.00	Merchant Service Merch Dep 200605 8029396648 Superstition Fire and
	06/08	197.78	Mercy Care Plan Hcclaimpmt 200605 00145658 TRN*1*5523086*1860527381*Altcs General\
	06/08	102.90	Optum Lifepoint Hcclaimpmt 091000012099526 TRN*1*2099526*1272337487~
	06/09	539.89	Merchant Service Merch Dep 200607 8029396648 Superstition Fire and
	06/09	225.00	Merchant Service Merch Dep 200608 8029396648 Superstition Fire and
	06/09	6,154.27	Noridian Azutmt Hcclaimpmt 200605 1184003220 TRN*1*892430625*1450173185~
	06/09	701.30	Hhp Texas Hcclaimpmt 200609 362703 TRN*1*011840012723338*1610994632\
	06/09	620.04	Hhp Texas Hcclaimpmt 200609 362703 TRN*1*011840012724806*1610994632\
	06/10	565.38	Merchant Service Merch Dep 200609 8029396648 Superstition Fire and
	06/10	6,438.51	Noridian Azutmt Hcclaimpmt 200608 1184003220 TRN*1*892434291*1450173185~
	06/10	3,419.73	Mercy Care Plan Hcclaimpmt 200609 00145658 TRN*1*5525000*1860527381*Ahcccs Acute\
	06/10	2,452.12	PCS Gen Trust PCS Trust 200610 Gt-0006062 Superstition Fire & ME
	06/10	1,528.72	Medisun Claims Hcclaimpmt 200609 202000696414431 TRN*1*59122*1860522728*27966\
	06/10	215.64	Aetna H09 Hcclaimpmt 1184003220 TRN*1*160605200381342*1066033492\
	06/10	89.29	Mercy Care Plan Hcclaimpmt 200609 00145658 TRN*1*5525776*1860527381*Altcs General\
	06/11	38,725.00	WT Seq#74742 Superstition Fire & Med /Org=Superstition Fire & Medical Distri Srf# Gb00000033909127 Trn#200611074742 Rfb# 468
	06/11	50.00	Merchant Service Merch Dep 200610 8029396648 Superstition Fire and
	06/11	1,087.96	Humana Ins CO Hcclaimpmt 200611 362703 TRN*1*001290050713650*1391263473\
	06/11	994.38	Optum Lifepoint Hcclaimpmt 091000013962341 TRN*1*3962341*1272337487~



**Electronic deposits/bank credits (continued)**

Effective date	Posted date	Amount	Transaction detail
	06/11	450.00	Pnp Billpayment 060820Sett 200611 6500 Apache Junction Fire D
	06/11	398.61	Noridian Azutmt Hcclaimpmt 200609 1184003220 TRN*1*892438033*1450173185~
	06/11	94.25	36 Treas 310 Misc Pay 061120 xxxxx0012 *15*093169454\GE*1*50073654\lea*1*050073620\
	06/12	165.00	Merchant Service Merch Dep 200611 8029396648 Superstition Fire and
	06/12	777.70	Medisun Claims Hcclaimpmt 200611 202000706854018 TRN*1*60871*1860522728*28923\
	06/12	776.49	Noridian Azutmt Hcclaimpmt 200610 1184003220 TRN*1*892441786*1450173185~
	06/12	20.00	Pnp Billpayment 060920Sett 200612 6500 Apache Junction Fire D
	06/15	313.14	Merchant Service Merch Dep 200612 8029396648 Superstition Fire and
	06/15	270.74	Merchant Service Merch Dep 200613 8029396648 Superstition Fire and
	06/15	3,020.51	Noridian Azutmt Hcclaimpmt 200611 1184003220 TRN*1*892445619*1450173185~
	06/15	1,726.32	Bcbs of Arizona Hcclaimpmt 200611 1184003220 TRN*1*516821619*1860004538\
	06/16	160.55	Merchant Service Merch Dep 200615 8029396648 Superstition Fire and
	06/16	50.00	Merchant Service Merch Dep 200615 8029396648 Superstition Fire and
	06/16	746.62	Noridian Azutmt Hcclaimpmt 200612 1184003220 TRN*1*892449096*1450173185~
	06/16	358.38	Humana Ins CO Hcclaimpmt 200616 362703 TRN*1*001290050801191*1391263473\
	06/16	355.23	Bcbs of Arizona Hcclaimpmt 200612 1184003220 TRN*1*516871769*1860004538\
	06/16	200.00	Pnp Billpayment 061120Sett 200616 6500 Apache Junction Fire D
	06/17	2,045.89	Merchant Service Merch Dep 200616 8029396648 Superstition Fire and
	06/17	5,468.85	Mercy Care Plan Hcclaimpmt 200616 00145658 TRN*1*5530628*1860527381*Ahcccs Acute\
	06/17	1,624.86	Noridian Azutmt Hcclaimpmt 200615 1184003220 TRN*1*892452883*1450173185~
	06/17	1,559.40	Medisun Claims Hcclaimpmt 200616 202000725323526 TRN*1*63030*1860522728*29394\
	06/17	644.11	Bcbsaz MA Claims Hcclaimpmt 200616 202000725322841 TRN*1*62593*1860004538*4871\
	06/18	27,500.00	WT Seq147287 Superstition Fire & Med /Org=Superstition Fire & Medical Distri Srf# Gb00000034080731 Trn#200618147287 Rfb# 471
	06/18	224.30	Merchant Service Merch Dep 200617 8029396648 Superstition Fire and
	06/18	1,267.37	Optum Lifepoint Hcclaimpmt 091000014762794 TRN*1*4762794*1272337487~
	06/18	786.24	Noridian Azutmt Hcclaimpmt 200616 1184003220 TRN*1*892456112*1450173185~
	06/18	327.45	36 Treas 310 Misc Pay 061820 xxxxx0012 *18*093411817\GE*1*50316017\lea*1*050315983\
	06/18	96.45	36 Treas 310 Misc Pay 061820 xxxxx0012 *15*093411818\GE*1*50316018\lea*1*050315984\
	06/19	25.00	Merchant Service Merch Dep 200618 8029396648 Superstition Fire and

**Electronic deposits/bank credits (continued)**

<i>Effective date</i>	<i>Posted date</i>	<i>Amount</i>	<i>Transaction detail</i>
06/19		659.40	Hhp Texas Hcclaimpmt 200619 362703 TRN*1*011840012729826*1610994632\
06/19		600.00	Pnp Billpayment 061620Sett 200619 6500 Apache Junction Fire D
06/19		559.23	Aetna H09 Hcclaimpmt 1184003220 TRN*1*160616200276792*1066033492\
06/19		230.16	Noridian Azutmt Hcclaimpmt 200617 1184003220 TRN*1*892459633*1450173185~
06/19		91.73	Aetna AS01 Hcclaimpmt 1184003220 TRN*1*820168000214604*1066033492\
06/22		1,367.20	Merchant Service Merch Dep 200619 8029396648 Superstition Fire and
06/22		4,186.84	Noridian Azutmt Hcclaimpmt 200618 1184003220 TRN*1*892463429*1450173185~
06/22		2,201.50	Bcbs of Arizona Hcclaimpmt 200618 1184003220 TRN*1*517171708*1860004538\
06/23		265.00	Merchant Service Merch Dep 200621 8029396648 Superstition Fire and
06/23		1,607.68	Humana Ins CO Hcclaimpmt 200623 362703 TRN*1*001290050875233*1391263473\
06/23		761.25	Noridian Azutmt Hcclaimpmt 200619 1184003220 TRN*1*892467363*1450173185~
06/23		682.25	Hhp Texas Hcclaimpmt 200623 362703 TRN*1*011840012730855*1610994632\
06/23		225.40	Aetna H09 Hcclaimpmt 1184003220 TRN*1*160618200315039*1066033492\
06/23		194.40	Humana Ins CO Hcclaimpmt 200623 362703 TRN*1*001290050918515*1391263473\
06/23		101.79	Hdic Hcclaimpmt 200623 362703 TRN*1*017370010895211*1390714280\
06/24		631.15	Merchant Service Merch Dep 200623 8029396648 Superstition Fire and
06/24		7,456.07	Mercy Care Plan Hcclaimpmt 200623 00145658 TRN*1*5537120*1860527381*Ahcccs Acute\
06/24		2,686.89	Bcbs of Arizona Hcclaimpmt 200622 1184003220 TRN*1*517372614*1860004538\
06/24		1,693.98	Bcbs of Arizona Hcclaimpmt 200622 1184003220 TRN*1*517374545*1860004538\
06/24		791.12	Noridian Azutmt Hcclaimpmt 200622 1184003220 TRN*1*892471279*1450173185~
06/24		738.90	Medisun Claims Hcclaimpmt 200623 202000754539305 TRN*1*64794*1860522728*31163\
06/24		452.54	Hhp Texas Hcclaimpmt 200624 362703 TRN*1*011840012732557*1610994632\
06/24		358.38	Humana Ins CO Hcclaimpmt 200624 362703 TRN*1*001290050938654*1391263473\
06/24		306.80	Mercy Care Plan Hcclaimpmt 200623 00145658 TRN*1*5539871*1860527381* Mercy Care Advantage - S
06/24		225.40	Aetna H09 Hcclaimpmt 1184003220 TRN*1*160619200255358*1066033492\
06/24		199.73	Humana Cha Disb Hcclaimpmt 200624 362703 TRN*1*014840101442521*1611013183\
06/25		40,520.00	WT Seq104897 Superstition Fire & Med /Org=Superstition Fire & Medical Distri Srf# Gb00000034219198 Trn#200625104897 Rfb# 473
06/25		846.30	Merchant Service Merch Dep 200624 8029396648 Superstition Fire and





**Electronic deposits/bank credits (continued)**

Effective date	Posted date	Amount	Transaction detail
	06/25	891.13	Noridian Azutmt Hcclaimpmt 200623 1184003220 TRN*1*892475064*1450173185~
	06/25	414.14	Bcbs of Arizona Hcclaimpmt 200623 1184003220 TRN*1*517422730*1860004538\
	06/25	244.63	Optum Lifefprint Hcclaimpmt 091000015567340 TRN*1*5567340*1272337487~
	06/25	104.68	Bcbs of Arizona Hcclaimpmt 200623 1184003220 TRN*1*517428078*1860004538\
	06/26	123.59	Merchant Service Merch Dep 200625 8029396648 Superstition Fire and
	06/26	2,059.13	Ahcccs Programma Hcclaimpmt 200624 202006241275784 TRN*1*202006241275784*1866004791*Ffsv
	06/26	1,071.67	Aetna AS01 Hcclaimpmt 1184003220 TRN*1*820175000274006*1066033492\
	06/29	46.67	Merchant Service Merch Dep 200626 8029396648 Superstition Fire and
	06/29	6,802.33	Noridian Azutmt Hcclaimpmt 200625 1184003220 TRN*1*892482280*1450173185~
	06/29	1,726.04	Bcbs of Arizona Hcclaimpmt 200625 1184003220 TRN*1*517521996*1860004538\
	06/29	460.16	Aetna H09 Hcclaimpmt 1184003220 TRN*1*160624200262085*1066033492\
	06/29	400.00	Pnp Billpayment 062420Sett 200629 6500 Apache Junction Fire D
	06/29	306.70	Mercy Care Plan Hcclaimpmt 200626 00145658 TRN*1*5540885*1860527381*Altcs General\
	06/30	12,865.00	WT Seq110724 Superstition Fire & Med /Org=Superstition Fire & Medical Distri Srf# Gb00000034322434 Trn#200630110724 Rfb# 476
	06/30	50.00	Merchant Service Merch Dep 200629 8029396648 Superstition Fire and
	06/30	50.00	Merchant Service Merch Dep 200628 8029396648 Superstition Fire and
	06/30	240.82	Optum Lifefprint Hcclaimpmt 091000016174681 TRN*1*6174681*1272337487~
	06/30	200.00	Pnp Billpayment 062520Sett 200630 6500 Apache Junction Fire D
	06/30	111.64	Hhp Texas Hcclaimpmt 200630 362703 TRN*1*011840012734509*1610994632\
		<b>\$278,616.37</b>	<b>Total electronic deposits/bank credits</b>
		<b>\$278,616.37</b>	<b>Total credits</b>

**Debits**

**Electronic debits/bank debits**

Effective date	Posted date	Amount	Transaction detail
	06/02	290.70	Merchant Service Merch Fee 200531 8029396648 Superstition Fire and
	06/04	60,160.00	WT Seq#68387 Pinal County /Bnf=Pinal County Master Srf# Gw00000033760144 Trn#200604068387 Rfb# 467
	06/11	74,510.00	WT Seq#74746 Pinal County /Bnf=Pinal County Master Srf# Gw00000033909128 Trn#200611074746 Rfb# 469
	06/18	49,820.00	WT Seq147296 Pinal County /Bnf=Pinal County Master Srf# Gw00000034081042 Trn#200618147296 Rfb# 472



**Electronic debits/bank debits (continued)**

Effective date	Posted date	Amount	Transaction detail
	06/18	670.00	WT Seq147284 Pinal County /Bnf=Pinal County Master Srff# Gw00000034080321 Trn#200618147284 Rfb# 470
	06/25	71,720.00	WT Seq104912 Pinal County /Bnf=Pinal County Master Srff# Gw00000034219308 Trn#200625104912 Rfb# 475
	06/25	600.00	WT Seq104905 Pinal County /Bnf=Pinal County Master Srff# Gw00000034219306 Trn#200625104905 Rfb# 474
	06/30	26,110.00	WT Seq110779 Pinal County /Bnf=Pinal County Master Srff# Gw00000034322437 Trn#200630110779 Rfb# 478
	06/30	400.00	WT Seq110760 Pinal County /Bnf=Pinal County Master Srff# Gw00000034322435 Trn#200630110760 Rfb# 477
		<b>\$284,280.70</b>	<b>Total electronic debits/bank debits</b>
		<b>\$284,280.70</b>	<b>Total debits</b>

**Daily ledger balance summary**

Date	Balance	Date	Balance	Date	Balance
05/31	5,669.19	06/10	32,714.64	06/22	9,921.50
06/01	11,377.06	06/11	4.84	06/23	13,759.27
06/02	12,473.49	06/12	1,744.03	06/24	29,300.23
06/03	20,999.11	06/15	7,074.74	06/25	1.11
06/04	4.53	06/16	8,945.52	06/26	3,255.50
06/05	9,039.07	06/17	20,288.63	06/29	12,997.40
06/08	9,764.75	06/18	0.44	06/30	4.86
06/09	18,005.25	06/19	2,165.96		
<b>Average daily ledger balance</b>		<b>\$8,541.70</b>			

 **IMPORTANT ACCOUNT INFORMATION**

Effective June 20, 2020, we are updating the Funds Availability Policy in our Commercial Account Agreement as follows:

In the "Longer delays may apply" section, when a longer delay applies, we are making the following changes:

- The amount of your deposit that may be available on the first business day after the day of your deposit is increasing from \$200 to \$225.
- We are changing the check deposit amount exception that may lead to a delay of generally no more than seven business days from "You deposit checks totaling more than \$5,000 on any one day" to "You deposit checks totaling more than \$5,525 on any one day."

# Commercial Checking Acct Public Funds

Account number: 4797829967 ■ June 1, 2020 - June 30, 2020 ■ Page 1 of 2

WELLS  
FARGO

SUPERSTITION FIRE & MEDICAL DISTRICT  
TRANSPORT LOCKBOX ACCOUNT  
565 N IDAHO RD  
APACHE JUNCTION AZ 85119-4014

## Questions?

Call your Customer Service Officer or Client Services  
**1-800-AT WELLS** (1-800-289-3557)  
5:00 AM TO 6:00 PM Pacific Time Monday - Friday

Online: [wellsfargo.com](http://wellsfargo.com)

Write: Wells Fargo Bank, N.A. (182)  
PO Box 63020  
San Francisco, CA 94163

## Account summary

### Commercial Checking Acct Public Funds

Account number	Beginning balance	Total credits	Total debits	Ending balance
4797829967	\$4,377.33	\$172,496.26	-\$153,885.00	\$22,988.59 <span style="border: 1px solid black; border-radius: 50%; padding: 2px;">K</span>

## Credits

### Deposits

Effective date	Posted date	Amount	Transaction detail
	06/01	29,385.37	Wholesale Lockbox Deposit Los Angeles Box 845500 Deposit 1
	06/02	515.93	Wholesale Lockbox Deposit Los Angeles Box 845500 Deposit 1
	06/04	3,025.12	Wholesale Lockbox Deposit Los Angeles Box 845500 Deposit 1
	06/05	1,384.24	Wholesale Lockbox Deposit Los Angeles Box 845500 Deposit 1
	06/08	32,247.01	Wholesale Lockbox Deposit Los Angeles Box 845500 Deposit 1
	06/09	1,766.53	Wholesale Lockbox Deposit Los Angeles Box 845500 Deposit 1
	06/10	767.16	Wholesale Lockbox Deposit Los Angeles Box 845500 Deposit 1
	06/11	2,403.48	Wholesale Lockbox Deposit Los Angeles Box 845500 Deposit 1
	06/12	399.62	Wholesale Lockbox Deposit Los Angeles Box 845500 Deposit 1
	06/15	13,173.72	Wholesale Lockbox Deposit Los Angeles Box 845500 Deposit 1
	06/16	11,057.75	Wholesale Lockbox Deposit Los Angeles Box 845500 Deposit 1
	06/18	9,019.33	Wholesale Lockbox Deposit Los Angeles Box 845500 Deposit 1
	06/19	2,958.98	Wholesale Lockbox Deposit Los Angeles Box 845500 Deposit 1
	06/22	23,205.63	Wholesale Lockbox Deposit Los Angeles Box 845500 Deposit 1
	06/23	889.12	Wholesale Lockbox Deposit Los Angeles Box 845500 Deposit 1
	06/24	9,209.76	Wholesale Lockbox Deposit Los Angeles Box 845500 Deposit 1
	06/25	900.29	Wholesale Lockbox Deposit Los Angeles Box 845500 Deposit 1
	06/26	950.41	Wholesale Lockbox Deposit Los Angeles Box 845500 Deposit 1
	06/29	21,189.96	Wholesale Lockbox Deposit Los Angeles Box 845500 Deposit 1
	06/30	8,046.85	Wholesale Lockbox Deposit Los Angeles Box 845500 Deposit 1
		<b>\$172,496.26</b>	<b>Total deposits</b>
		<b>\$172,496.26</b>	<b>Total credits</b>

**Debits**

**Electronic debits/bank debits**

<i>Effective date</i>	<i>Posted date</i>	<i>Amount</i>	<i>Transaction detail</i>
06/04		34,275.00	WT Seq#68378 Superstition Fire & Med /Bnf=Superstition Fire & Medical Distri Srf# Gb00000033758729 Trn#200604068378 Rfb# 466
06/11		38,725.00	WT Seq#74742 Superstition Fire & Med /Bnf=Superstition Fire & Medical Distri Srf# Gb00000033909127 Trn#200611074742 Rfb# 468
06/18		27,500.00	WT Seq147287 Superstition Fire & Med /Bnf=Superstition Fire & Medical Distri Srf# Gb00000034080731 Trn#200618147287 Rfb# 471
06/25		40,520.00	WT Seq104897 Superstition Fire & Med /Bnf=Superstition Fire & Medical Distri Srf# Gb00000034219198 Trn#200625104897 Rfb# 473
06/30		12,865.00	WT Seq110724 Superstition Fire & Med /Bnf=Superstition Fire & Medical Distri Srf# Gb00000034322434 Trn#200630110724 Rfb# 476
		<b>\$153,885.00</b>	<b>Total electronic debits/bank debits</b>
		<b>\$153,885.00</b>	<b>Total debits</b>

**Daily ledger balance summary**

<i>Date</i>	<i>Balance</i>	<i>Date</i>	<i>Balance</i>	<i>Date</i>	<i>Balance</i>
05/31	4,377.33	06/10	39,193.69	06/22	35,187.20
06/01	33,762.70	06/11	2,872.17	06/23	36,076.32
06/02	34,278.63	06/12	3,271.79	06/24	45,286.08
06/04	3,028.75	06/15	16,445.51	06/25	5,666.37
06/05	4,412.99	06/16	27,503.26	06/26	6,616.78
06/08	36,660.00	06/18	9,022.59	06/29	27,806.74
06/09	38,426.53	06/19	11,981.57	06/30	22,988.59

**Average daily ledger balance \$18,494.54**

 **IMPORTANT ACCOUNT INFORMATION**

Effective June 20, 2020, we are updating the Funds Availability Policy in our Commercial Account Agreement as follows:

In the "Longer delays may apply" section, when a longer delay applies, we are making the following changes:

- The amount of your deposit that may be available on the first business day after the day of your deposit is increasing from \$200 to \$225.
- We are changing the check deposit amount exception that may lead to a delay of generally no more than seven business days from "You deposit checks totaling more than \$5,000 on any one day" to "You deposit checks totaling more than \$5,525 on any one day."

**Superstition Fire & Medical District**

**Balance Sheet**

As of 6/30/2020

FUND: (150) Not Defined

**Assets**

**Current Assets**

Fund Cash (Transport)	\$1,895,453.91	
Payroll Account (Transport)	(1,673,223.31)	
<b>Total Current Assets</b>		<u>\$222,230.60</u> (L)

**Total Assets**

\$222,230.60

**Liabilities and Equity**

**Current Liabilities**

Due To Other Funds	\$2,591,446.02	
<b>Total Current Liabilities</b>		<u>\$2,591,446.02</u>

**Total Liabilities**

\$2,591,446.02

**Equity**

Fund Balance - Transport Fund	\$(2,427,130.75)	
Current Year Profit/Loss	57,915.33	
<b>Total Equity</b>		<u>(2,369,215.42)</u>

**Total Liabilities and Equity**

\$222,230.60



Manage your account online at: [www.chase.com/cardhelp](http://www.chase.com/cardhelp)

Customer Service: 1-800-945-2028

Mobile: Download the Chase Mobile® app today

July 2020						
S	M	T	W	T	F	S
28	29	30	1	2	3	4
5	6	7	8	9	10	11
12	13	14	15	16	17	18
19	20	21	22	23	24	25
26	27	28	29	30	31	1
2	3	4	5	6	7	8

New Balance  
**\$5,014.70**  
 Minimum Payment Due  
**\$1,002.00**  
 Payment Due Date  
**07/04/20**

**Late Payment Warning:** If we do not receive your minimum payment by the due date, you may have to pay a late fee, and existing and new balances may become subject to the Default APR.  
**Minimum Payment Warning:** Enroll in Auto-Pay and avoid missing a payment. To enroll, go to [www.chase.com](http://www.chase.com)

### ACCOUNT SUMMARY

Account Number: 4246 3152 5232 6481

Previous Balance	\$17,641.00
Payment, Credits	-\$17,871.38
Purchases	+\$5,245.08
Cash Advances	\$0.00
Balance Transfers	\$0.00
Fees Charged	\$0.00
Interest Charged	\$0.00
<b>New Balance</b>	<b>\$5,014.70</b>
Opening/Closing Date	05/11/20 - 06/10/20
Credit Limit	\$50,000
Available Credit	\$44,985
Cash Access Line	\$10,000
Available for Cash	\$10,000
<b>Past Due Amount</b>	<b>\$0.00</b>
<b>Balance over the Credit Limit</b>	<b>\$0.00</b>

150F  
 \$ 1,879.68 (M)

VENDOR # chaem  
 ACCOUNT # \_\_\_\_\_  
 APPROVAL DATE PAID 06/17/20  
 WARRANT # 4036

### YOUR ACCOUNT MESSAGES

If you experience COVID-19 related mail delivery disruptions, remember you can always access your statements on [chase.com](http://chase.com) or the Chase Mobile App.  
 & Item was transferred from lost / stolen account.

000001 FIS3339 C 1

Y 8 10 20/08/10

Page 1 of 3

08830 MA DA 25255

162100001000252501



42463152523264810010020000501470000000002

P.O. BOX 15123  
 WILMINGTON, DE 19850-5123  
 For Undeliverable Mail Only

Make your payment at  
[chase.com/paycard](http://chase.com/paycard)

**Payment Due Date:** 07/04/20  
**New Balance:** \$5,014.70  
**Minimum Payment:** \$1,002.00

Account number: 4246 3152 5232 6481

\$ \_\_\_\_\_ Amount Enclosed  
 Make/Mail to Chase Card Services at the address below:

25285 BEX 9 16220 C  
 ROGER WOOD  
 SUPERSTITION FIRE  
 565 N IDAHO RD  
 APACHE JUNCTION AZ 85119-4014

CARDMEMBER SERVICE  
 PO BOX 6294  
 CAROL STREAM IL 60197-6294

5000 160 28 1595 25 23 2648 15



### ACCOUNT ACTIVITY

Date of Transaction	Merchant Name or Transaction Description	\$ Amount
05/24	& Payment ThankYou Image Check	-3,368.50
05/24	& Payment ThankYou Image Check	-7,461.25
05/24	& Payment ThankYou Image Check	-8,708.54
05/24	& Payment ThankYou Image Check	-102.71
06/08	AZ DEPT OF REVENUE TMACCONNEL@AZ AZ 100F 18861 6337 <sup>88</sup> 150F 18862 32 <sup>74</sup> 547.02 400F 18863 +176 <sup>40</sup>	547.02
06/08	PNP AZ DOR TAXFEE info@pointand MI 100F 18861 6793 150F 18862 77 12.85 400F 18863 +14 <sup>15</sup>	12.85
	ROGER WOOD TRANSACTIONS THIS CYCLE (CARD 6481) \$17081.13- INCLUDING PAYMENTS RECEIVED	
06/07	CIRCLE K 01445 CLAYPOOL AZ 18872	1.19 100F
06/07	CIRCLE K 01445 CLAYPOOL AZ 18872	33.31 100F
06/07	CHEVRON 0208629 SAN CARLOS AZ 18872	2.08 100F
	HOWARD LOGSDON TRANSACTIONS THIS CYCLE (CARD 6515) \$36.58	
05/14	& ABATIX 214-381-0322 TX 18177	1,523.18 150F
06/03	WAL-MART #1381 APACHE JUNCTI AZ 18877	84.36 100F
	JEFF CRANMER TRANSACTIONS THIS CYCLE (CARD 6549) \$1607.54	
05/14	& RHYTHM MONSTER LLC HTTPSWWW.RHYT AR 18865	144.00 100F
	DANIEL MCKINNEY TRANSACTIONS THIS CYCLE (CARD 6614) \$144.00	
05/28	& AMZN Mktp US*M76XY0Y11 Amzn.com/bill WA 18856	9.79 100F
05/29	& AMZN Mktp US*MY0TI8041 Amzn.com/bill WA 18856	46.22 100F
05/29	& AMZN Mktp US*MY7TY3F31 Amzn.com/bill WA 18856	87.64 100F
06/02	AMZN Mktp US*MY0E110Q1 Amzn.com/bill WA 18856	464.04 100F
06/03	OFFICE DEPOT #5101 800-463-3788 AZ 18889	108.59 100F
	ANNA BUTEL TRANSACTIONS THIS CYCLE (CARD 6655) \$716.28	
05/19	& Amazon.com Amzn.com/bill WA 100F 18877 -153 <sup>59</sup>	-230.38 150F 18878 -76 <sup>79</sup>
05/16	& AMZN Mktp US*M75CH10Y1 Amzn.com/bill WA 18877	70.32 100F
05/19	& Amazon.com M75Z7Z0L2 Amzn.com/bill WA 100F 18877 +584 <sup>6</sup>	87.67 150F 18878 +292 <sup>2</sup>
05/19	& AMZN Mktp US*M741M2JT1 Amzn.com/bill WA 18877	25.98 100F
05/19	& FEDEX 515078349 MEMPHIS TN 18877	157.22 100F
05/22	& Amazon.com M70HM95L1 Amzn.com/bill WA 18877	34.51 100F
05/27	& FEDEX 515820144 MEMPHIS TN 18877	14.61 100F
06/01	& COSTCO *BUS CENTER 827 602-274-4651 AZ 100F 18877 +370 <sup>54</sup>	555.84 150F 18878 +185 <sup>08</sup>
06/01	& COSTCO *BUS CENTER 827 602-274-4651 AZ 100F 18877 +370 <sup>54</sup>	555.84 150F 18879 +185 <sup>08</sup>
06/03	FEDEX 518390357 MEMPHIS TN 18877	26.88 100F
	VAUGHN CROSHAW TRANSACTIONS THIS CYCLE (CARD 0687) \$1298.47	
05/19	& ONE BEAT CPR 954-3215305 FL 18798	138.61 400F
05/28	& ONE BEAT CPR 954-3215305 FL 18823	138.61 400F
	TINA GEROLA TRANSACTIONS THIS CYCLE (CARD 6473) \$277.22	
05/19	& THE HOME DEPOT 404 MESA AZ 18877	243.34 100F
	FOX TANNER TRANSACTIONS THIS CYCLE (CARD 2689) \$243.34	
05/30	& WALGREENS #4188 APACHE JUNCTI AZ 18840	64.78 100F
05/30	& FRONTIER ACE HARDWARE APACHE JUNCTI AZ 18839	12.03 100F
	AMY BROOKS TRANSACTIONS THIS CYCLE (CARD 7121) \$66.81	
05/21	& STAPLS 7307905163000001 877-8267755 NJ 18803	64.59 100F
	KELLY BARTZ TRANSACTIONS THIS CYCLE (CARD 3849) \$64.59	

2020 Totals Year-to-Date	
Total fees charged in 2020	\$0.00
Total interest charged in 2020	\$0.00

Year-to-date totals do not reflect any fee or interest refunds you may have received.

# CHASE for BUSINESS

Printed from Chase for Business

BDF \$13103 (N)

VENDOR # chadern  
ACCOUNT # \_\_\_\_\_

88245

BUSINESS CARD (...6481)

Current balance Available credit Total Credit Limit  
\$645.21 \$49,117.52 \$50,000.00

APPROVAL \_\_\_\_\_  
DATE PAID \_\_\_\_\_  
WARPNIT # 4576

Next payment due Minimum payment due Remaining statement balance  
Jul 4, 2020 \$0.00 \$0.00

Automatic payment is Off.

PENDING (2)

Pending charges \$237.27

Date	Description	Card	Amount
Jun 29, 2020	AZ DEPT OF REVENUE <sup>18902</sup> 100 120 <sup>29</sup>	(...6481)	\$231.82
Jun 29, 2020	PNP AZ DOR TAXFEE <sup>18918</sup> 100 283 150 179	(...6481)	\$5.45

## Account activity

SHOWING Activity since last statement

Current balance \$645.21

Date	Description	Card	Category	Amount
Jun 25, 2020	APPLIED MAGNETS, INC. <sup>Ann</sup>	(...6655)	Merchandise & inventory	\$117.01
Jun 23, 2020	AMZN Mktp US*MS20A95U0 <sup>Ann</sup>	(...6655)	Merchandise & inventory	\$43.86
Jun 22, 2020	ABATIX <sup>Bank</sup>	(...7121)	Repair & maintenance	\$1,912.44
Jun 21, 2020	DNH*GODADDY.COM <sup>Ann</sup>	(...6655)	Bills & utilities <sup>10063</sup>	\$159.98
Jun 20, 2020	Payment ThankYou Image	(...6481)	-	-\$2,677.25
Jun 20, 2020	Payment ThankYou Image	(...6481)	-	-\$1,879.68
Jun 20, 2020	Payment ThankYou Image	(...6481)	-	-\$457.77
Jun 19, 2020	IAFC FR1151 <sup>Mason</sup>	(...6572)	Miscellaneous	-\$994.00
Jun 19, 2020	IAFC FR1151 <sup>Mason</sup>	(...6572)	Miscellaneous	-\$1,184.00
Jun 19, 2020	IAFC FR1151 <sup>Dave</sup>	(...6580)	Miscellaneous	-\$1,698.00
Jun 19, 2020	OFFICEMAX/DEPOT 6678 <sup>Wood</sup>	(...6481)	Office & shipping	\$344.46
Jun 19, 2020	COPPER HILLS INN <sup>Rock</sup>	(...6499)	Travel	\$105.18



Date	Description	Card	Category	Amount
Jun 16, 2020	694 HILTON EL CONQUIST	Falaco (...6556)	Travel	\$109.97
Jun 16, 2020	NEOGOV	Falco (...6523)	Office & shipping	\$175.00
Jun 16, 2020	INDEED	Falco (...6523)	Merchandise & inventory	\$25.81
Jun 15, 2020	Engraving, Awards & Gift	Moore (...6572)	Merchandise & inventory	\$664.15
Jun 14, 2020	694 HILTON EL CONQUIST	Falaco (...6556)	Travel	\$659.82
Jun 13, 2020	CHEVRON 0208629	Rock (...6499)	Gas	\$28.03
Jun 12, 2020	MARATHON PETRO250079	Rock (...6499)	Gas	\$69.00
Jun 11, 2020	AUTOZONE 3684	Falaco (...6556)	Automotive	\$48.85
Jun 11, 2020	USPS PO 0302590130	Moore (...6572)	Office & shipping	\$57.65

JPMorgan Chase Bank, N.A. Member FDIC

©2020 JPMorgan Chase & Co.

Equal Opportunity Lender

# Superstition Fire & Medical District Monthly Pinal County Treasurer's Bank Account Reconciliation

## 200 Capital Projects Fund

### Reconciliation References:

- A Previous month's bank ending balance / current month's bank beginning balance
- B Interest Income
- C Current month's Deposit
- D Current month's Revenue transfer from 100 Fund and 150 Fund
- E Current month's property tax receipts (real and personal)
- F Current month's Accounts Payable disbursements
- G Current month's refunded interest
- H Current month's bank ending balance
- I Accounts Payable checks outstanding at month-end
- J Cash Balance per G/L Balance Sheet



**Superstition Fire & Medical District  
Capital Project (Fund 200) Cash Reconciliation  
Fiscal Year 2019- 2020  
6/30/2020**

	Deposits (Cash Receipts)	Cash Disbursements	Book Balance
Book Balance as of: 6/1/2020			\$582,761.97 <b>(A)</b>
<u>Activity During the Month</u>			
Journal Entries:			
Interest Income (Expense):	1,013.51		1,013.51 <b>(B)</b>
Deposits	180.00		180.00 <b>(C)</b>
Revenue Transfer	26,565.63		26,565.63 <b>(D)</b>
Cash Receipts			
2017 Real Estate Taxes	(27.08)		(27.08)
2018 Real Estate Taxes	0.57		0.57
2019 Real Estate Taxes	8,041.50		8,041.50 <b>(E)</b>
2017 Pers. Prop. Taxes	25.06		25.06
2018 Pers. Prop. Taxes	(33.02)		(33.02)
2019 Pers. Prop. Taxes	632.40		632.40
SRP Contributions			
Cash Disbursements			
A) Accounts Payable		(21,636.74)	(21,636.74) <b>(F)</b>
B) Transfer In / Out			-
C) Refund Interest		(0.06)	(0.06) <b>(G)</b>
	<u>\$36,398.57</u>	<u>(21,636.80)</u>	<u>\$597,523.74</u>
<u>Pinal County Bank Balance</u>			
Ending Bank Balance as of: 6/30/2020	Balance from YTD Column		\$ 597,523.74 <b>(H)</b>
Less: Outstanding Warrants	Check # 607	(109.00)	
Less:	Check # 608	(900.00)	
		(1,009.00) <b>(I)</b>	
		<u>\$ 596,514.74</u>	
Prepared by: <u>Justin Duke 7/1/2020</u>			Balance per B/S \$ 596,514.74 <b>(J)</b>
Reviewed by: <u>Roger Wood 7/6/2020</u>			Difference \$ -



Pinal County Treasurer

Monthly Statement

Date Range: 6/1/2020 to 6/30/2020

Account	Period	YTD		
<b>6116421101</b>	<b>Superstition Fire &amp; Medical Dist Capital Projects</b>			
Begin Balance:	(A) 582,761.97	713,906.74		
Income:	36,398.57	1,063,008.30		
LOC Advance:	.00	.00		
Expense:	(21,636.80)	(1,179,391.30)	LOC:	.00
LOC Payments:	.00	.00	Warrants Outstanding:	(1,009.00)
Cash Balance:	(H) 597,523.74	597,523.74	End:	596,514.74


Monthly Statement Summary

Source Code	Description	MTDAmount	YTDAmount
<b>6116421101</b>	<b>Superstition Fire &amp; Medical Dist Capital Projects</b>	<b>Beginning Balance:</b> 582,761.97	713,906.74
11100.2017	2017 Real Estate Taxes	(27.08)	(26.89)
11100.2018	2018 Real Estate Taxes	.57	13,276.90
11100.2019	2019 Real Estate Taxes	8,041.50	927,130.02
12100.2017	2017 Personal Property Taxes	25.06	526.35
12100.2018	2018 Personal Property Taxes	(33.02)	2,265.57
12100.2019	2019 Personal Property Taxes	632.40	72,465.12
14100.0	Salt River Contribution	.00	28,110.80
21100.40	Wells Fargo Bank Investment Interest	.00	117.46
21100.41	Wells Fargo Repo Investment Interest	.00	1,516.17
21100.43	Wells Fargo Trust Investment Interest	.09	88.52
21100.46	Wells Fargo Investment Investment Interest	270.80	2,571.74
21100.47	WF Money Market Investment Interest	19.47	200.96
21100.48	WF Brokerage Account Investment Interest	294.02	723.46
21100.55	Multi-Bank Securities Investment Interest	65.40	932.73
21100.70	Vining Sparks Investment Interest	292.64	5,855.86
21100.80	Stifel Nicolaus & Company Investment Interest	69.14	1,820.63
21100.90	PC Treasurer Reg Warrants Investment Interest	1.95	1.95
73160.0	Deposits	180.00	180.00
73750.0	Revenue Transfer	26,565.63	5,250.95
90400.0	Refund Interest	(.06)	(35.95)
90930.0	Warrants Redeemed	(21,636.74)	(1,179,355.35)
	<b>Ending Balance:</b>	<b>597,523.74</b>	<b>597,523.74</b>

*Handwritten notes: (E) \$8,639.43, (B) \$1,013.51, (C), (D), (F), (G)*

Monthly Statement Detail

Date	Notes	Doc #	Amount	C/D
<b>6116421101 Superstition Fire &amp; Medical Dist Capital Projects</b>			<b>Beginning Balance: 582,761.97</b>	
11100.2017	2017 Real Estate Taxes		Source Code Total: (27.08)	
06/29	Tax Distribution	0	(23.53)	C
06/30	Tax Distribution	0	(3.55)	C
11100.2018	2018 Real Estate Taxes		Source Code Total: .57	
06/09	Tax Distribution	0	.19	C
06/17	Tax Distribution	0	.19	C
06/22	Tax Distribution	0	.19	C
11100.2019	2019 Real Estate Taxes		Source Code Total: 8,041.50	
06/01	Tax Distribution	0	(12.32)	C
06/01	Tax Distribution	0	247.88	C
06/01	Tax Distribution	0	191.41	C
06/01	Tax Distribution	0	228.07	C
06/02	Tax Distribution	0	32.46	C
06/02	Tax Distribution	0	22.40	C




Pinal County Treasurer

Monthly Statement

Date Range: 6/1/2020 to 6/30/2020

06/02	Tax Distribution	0	51.09	C
06/02	Tax Distribution	0	63.25	C
06/02	Tax Distribution	0	166.20	C
06/03	Tax Distribution	0	57.06	C
06/03	Tax Distribution	0	6.69	C
06/03	Tax Distribution	0	3.21	C
06/03	Tax Distribution	0	1,207.11	C
06/04	Tax Distribution	0	46.62	C
06/04	Tax Distribution	0	6.19	C
06/04	Tax Distribution	0	57.44	C
06/05	Tax Distribution	0	34.60	C
06/05	Tax Distribution	0	39.91	C
06/05	Tax Distribution	0	4.57	C
06/08	Tax Distribution	0	130.81	C
06/08	Tax Distribution	0	36.86	C
06/08	Tax Distribution	0	49.76	C
06/08	Tax Distribution	0	224.74	C
06/09	Tax Distribution	0	5.17	C
06/09	Tax Distribution	0	37.72	C
06/09	Tax Distribution	0	203.69	C
06/09	Tax Distribution	0	84.31	C
06/09	Tax Distribution	0	8.08	C
06/10	Tax Distribution	0	33.39	C
06/10	Tax Distribution	0	484.38	C
06/10	Tax Distribution	0	33.31	C
06/11	Tax Distribution	0	1,788.33	C
06/11	Tax Distribution	0	1.20	C
06/11	Tax Distribution	0	667.34	C
06/11	Tax Distribution	0	167.12	C
06/12	Tax Distribution	0	.29	C
06/12	Tax Distribution	0	48.06	C
06/15	Tax Distribution	0	16.97	C
06/15	Tax Distribution	0	105.44	C
06/15	Tax Distribution	0	49.25	C
06/16	Tax Distribution	0	25.58	C
06/16	Tax Distribution	0	23.72	C
06/17	Tax Distribution	0	34.16	C
06/17	Tax Distribution	0	3.26	C
06/17	Tax Distribution	0	32.76	C
06/17	Tax Distribution	0	126.96	C
06/18	Tax Distribution	0	17.29	C
06/18	Tax Distribution	0	122.37	C
06/19	Tax Distribution	0	280.46	C
06/19	Tax Distribution	0	.08	C
06/22	Tax Distribution	0	18.21	C
06/22	Tax Distribution	0	1.47	C
06/22	Tax Distribution	0	.80	C
06/23	Tax Distribution	0	19.89	C
06/23	Tax Distribution	0	.80	C
06/24	Tax Distribution	0	27.62	C
06/24	Tax Distribution	0	15.15	C
06/24	Tax Distribution	0	32.20	C
06/25	Tax Distribution	0	127.87	C
06/25	Tax Distribution	0	3.08	C
06/25	Tax Distribution	0	3.37	C
06/26	Tax Distribution	0	13.04	C
06/26	Tax Distribution	0	113.83	C



Pinal County Treasurer

Monthly Statement

Date Range: 6/1/2020 to 6/30/2020

06/29	Tax Distribution	0	17.35	C
06/29	Tax Distribution	0	341.46	C
06/30	Tax Distribution	0	7.92	C
06/30	Tax Distribution	0	.74	C
<b>12100.2017 2017 Personal Property Taxes</b>			<b>Source Code Total: 25.06</b>	
06/01	Tax Distribution	0	1.00	C
06/02	Tax Distribution	0	2.15	C
06/02	Tax Distribution	0	3.04	C
06/03	Tax Distribution	0	.46	C
06/04	Tax Distribution	0	.74	C
06/04	Tax Distribution	0	1.00	C
06/05	Tax Distribution	0	.03	C
06/09	Tax Distribution	0	.66	C
06/10	Tax Distribution	0	.26	C
06/10	Tax Distribution	0	1.32	C
06/11	Tax Distribution	0	1.90	C
06/16	Tax Distribution	0	.16	C
06/23	Tax Distribution	0	1.57	C
06/25	Tax Distribution	0	.92	C
06/29	Tax Distribution	0	4.64	C
06/29	Tax Distribution	0	5.12	C
06/30	Tax Distribution	0	.09	C
<b>12100.2018 2018 Personal Property Taxes</b>			<b>Source Code Total: (33.02)</b>	
06/01	Tax Distribution	0	.58	C
06/02	Tax Distribution	0	16.87	C
06/03	Tax Distribution	0	.15	C
06/04	Tax Distribution	0	5.97	C
06/04	Tax Distribution	0	11.27	C
06/04	Tax Distribution	0	.70	C
06/05	Tax Distribution	0	.33	C
06/08	Tax Distribution	0	.26	C
06/08	Tax Distribution	0	2.58	C
06/09	Tax Distribution	0	1.05	C
06/09	Tax Distribution	0	3.93	C
06/10	Tax Distribution	0	1.32	C
06/11	Tax Distribution	0	6.12	C
06/15	Tax Distribution	0	1.64	C
06/16	Tax Distribution	0	2.91	C
06/16	Tax Distribution	0	.69	C
06/17	Tax Distribution	0	3.99	C
06/18	Tax Distribution	0	(.33)	C
06/19	Tax Distribution	0	2.54	C
06/23	Tax Distribution	0	2.41	C
06/24	Tax Distribution	0	11.74	C
06/25	Tax Distribution	0	.92	C
06/26	Tax Distribution	0	5.16	C
06/29	Tax Distribution	0	.03	C
06/29	Tax Distribution	0	5.05	C
06/29	Tax Distribution	0	(120.56)	C
06/30	Tax Distribution	0	1.71	C
06/30	Tax Distribution	0	(2.42)	C
06/30	Tax Distribution	0	.37	C
<b>12100.2019 2019 Personal Property Taxes</b>			<b>Source Code Total: 632.40</b>	
06/01	Tax Distribution	0	41.35	C
06/01	Tax Distribution	0	47.52	C
06/01	Tax Distribution	0	2.33	C
06/02	Tax Distribution	0	16.84	C



Pinal County Treasurer

Monthly Statement

Date Range: 6/1/2020 to 6/30/2020

06/02	Tax Distribution	0	3.81	C
06/02	Tax Distribution	0	38.60	C
06/02	Tax Distribution	0	(1.01)	C
06/03	Tax Distribution	0	10.53	C
06/03	Tax Distribution	0	2.13	C
06/03	Tax Distribution	0	44.58	C
06/04	Tax Distribution	0	.74	C
06/04	Tax Distribution	0	5.45	C
06/04	Tax Distribution	0	22.89	C
06/04	Tax Distribution	0	16.20	C
06/04	Tax Distribution	0	15.14	C
06/05	Tax Distribution	0	4.60	C
06/05	Tax Distribution	0	2.75	C
06/08	Tax Distribution	0	15.97	C
06/08	Tax Distribution	0	22.07	C
06/08	Tax Distribution	0	12.51	C
06/08	Tax Distribution	0	12.64	C
06/09	Tax Distribution	0	1.84	C
06/09	Tax Distribution	0	2.06	C
06/09	Tax Distribution	0	.26	C
06/09	Tax Distribution	0	6.61	C
06/10	Tax Distribution	0	11.73	C
06/10	Tax Distribution	0	.90	C
06/10	Tax Distribution	0	3.95	C
06/11	Tax Distribution	0	14.40	C
06/12	Tax Distribution	0	.62	C
06/12	Tax Distribution	0	5.07	C
06/12	Tax Distribution	0	.27	C
06/12	Tax Distribution	0	20.52	C
06/15	Tax Distribution	0	4.24	C
06/15	Tax Distribution	0	4.20	C
06/15	Tax Distribution	0	2.09	C
06/16	Tax Distribution	0	6.01	C
06/16	Tax Distribution	0	3.53	C
06/16	Tax Distribution	0	8.00	C
06/16	Tax Distribution	0	1.19	C
06/17	Tax Distribution	0	10.35	C
06/17	Tax Distribution	0	6.36	C
06/18	Tax Distribution	0	2.72	C
06/18	Tax Distribution	0	(.37)	C
06/18	Tax Distribution	0	3.62	C
06/19	Tax Distribution	0	1.38	C
06/19	Tax Distribution	0	.37	C
06/22	Tax Distribution	0	32.81	C
06/22	Tax Distribution	0	1.64	C
06/23	Tax Distribution	0	2.12	C
06/23	Tax Distribution	0	6.51	C
06/23	Tax Distribution	0	2.41	C
06/23	Tax Distribution	0	6.42	C
06/24	Tax Distribution	0	3.33	C
06/24	Tax Distribution	0	14.45	C
06/25	Tax Distribution	0	3.12	C
06/25	Tax Distribution	0	.92	C
06/26	Tax Distribution	0	8.84	C
06/26	Tax Distribution	0	18.49	C
06/26	Tax Distribution	0	11.43	C
06/29	Tax Distribution	0	23.79	C



Pinal County Treasurer

Monthly Statement

Date Range: 6/1/2020 to 6/30/2020

06/30	Tax Distribution	0	1.77	C
06/30	Tax Distribution	0	34.79	C
21100.43	Wells Fargo Trust Investment Interest		Source Code Total: .09	
06/02	Investment Interest	0	.09	C
21100.46	Wells Fargo Investment Investment Interest		Source Code Total: 270.80	
06/01	Investment Interest	0	56.64	C
06/01	Investment Interest	0	124.09	C
06/10	Investment Interest	0	3.84	C
06/15	Investment Interest	0	86.23	C
21100.47	WF Money Market Investment Interest		Source Code Total: 19.47	
06/01	Investment Interest	0	19.47	C
21100.48	WF Brokerage Account Investment Interest		Source Code Total: 294.02	
06/19	Investment Interest	0	52.33	C
06/24	Investment Interest	0	34.96	C
06/24	Investment Interest	0	36.41	C
06/26	Investment Interest	0	78.33	C
06/29	Investment Interest	0	56.32	C
06/30	Investment Interest	0	35.67	C
21100.55	Multi-Bank Securities Investment Interest		Source Code Total: 65.40	
06/05	Investment Interest	0	65.40	C
21100.70	Vining Sparks Investment Interest		Source Code Total: 292.64	
06/03	Investment Interest	0	19.22	C
06/04	Investment Interest	0	67.54	C
06/16	Investment Interest	0	72.35	C
06/19	Investment Interest	0	11.72	C
06/22	Investment Interest	0	56.85	C
06/23	Investment Interest	0	48.82	C
06/25	Investment Interest	0	16.14	C
21100.80	Stifel Nicolaus & Company Investment Interest		Source Code Total: 69.14	
06/05	Investment Interest	0	69.14	C
21100.90	PC Treasurer Reg Warrants Investment Interest		Source Code Total: 1.95	
06/30	Investment Interest	0	1.95	C
73160.0	Deposits		Source Code Total: 180.00	
06/30	200.70.73520.15 Kronos / inv 5933 / ck 5040994	0	180.00	C
73750.0	Revenue Transfer		Source Code Total: 26,565.63	
06/22	Property Tax Transfer from 100 to 200 Fund	0	1,565.63	C
06/30	Payment on Receivable from 150 Fund	0	25,000.00	C
90400.0	Refund Interest		Source Code Total: (.06)	
06/02	165244 100-37-043D1 2019 Adjustment/Corr Refund	165244	(.02)	D
06/02	165244 100-37-043D1 2019 Adjustment/Corr Refund	165244	(.01)	D
06/02	165246 B99-96-81474 2019 Adjustment/Corr Refund	165246	(.02)	D
06/25	165613 T99-82-39323 2019 Adjustment/Corr Refund	165613	(.01)	D
90930.0	Warrants Redeemed		Source Code Total: (21,636.74)	
06/01	Paid Warrants	0	(84.00)	D
06/24	Paid Warrants	0	(21,443.74)	D
06/25	Paid Warrants	0	(109.00)	D

6116421101 Superstition Fire & Medical Dist Capital Projects **Ending Balance: 597,523.74**

**Warrant Detail**

Payee Name	Warrant	Amount	Issue Dt	Status Dt	Voucher
6116421101 Superstition Fire & Medical Dist Capital Projects					Account Total: 22,645.74

Fund: 1107

Fund Total: 22,645.74

Status: OUTS

Status Total: 1,009.00 (E)

CITY OF MESA

1107000607

109.00 06/30/20

06/30/20

CITY OF MESA

1107000608


900.00 06/30/20

06/30/20

Status: PAID

Status Total: 21,636.74 (F)





Pinal County Treasurer

Monthly Statement

Date Range: 6/1/2020 to 6/30/2020

CITY OF MESA  
AA COOLING AND HEATING LLC  
CITY OF MESA

1107000604  
1107000605  
1107000606

84.00 05/20/20 06/01/20  
21,443.74 06/17/20 06/24/20  
109.00 06/17/20 06/25/20

Count

Amount

Total OUTS:

2

1,009.00

Total PAID:

3

21,636.74

---



**Superstition Fire & Medical District**

AR Payment Register (Detail)

Bank ID: Equal To CP

Check No. / Payment ID	Payee Name / Customer Name	Invoice No. / Account Number	Amount Paid
<b>BANK: CP - CAPITAL PROJECTS FUND</b>			
<b>DEPOSIT: 2,820      DATE: 06/29/20</b>			
5040994	Kronos/inv 5933/ck 5040994 (ONETIMECUST)	Check Invoice : 005933	\$180.00
		CHECK # 5040994 TOTAL:	\$180.00
		DEPOSIT 2,820 TOTAL:	\$180.00
		<b>TOTAL FOR BANK ID: CP</b>	<b>\$180.00</b>
		GRAND TOTAL OF ALL CHECKS:	\$180.00
		GRAND TOTAL OF ALL CREDIT CARDS:	\$0.00
		GRAND TOTAL OF ALL CASH:	\$0.00
		GRAND TOTAL OF ALL EFT:	\$0.00
		GRAND TOTAL OF ALL PAYMENTS:	\$180.00
		GRAND TOTAL OF ALL ADJUSTMENTS:	\$0.00
		<b>COMBINED TOTAL:</b>	<b>\$180.00</b>

(C)



# TREASURER AGENCY SERVICES



PINAL COUNTY  
WIDE OPEN OPPORTUNITY

Jennifer Burke Superstition Fire & Medical District

Home Contact Us Help Logout

Inquiry

## General Ledger Transactions

GL Accounts

GL Transactions

Warrant Search

Treasurer Receipts

Warrant Maintenance

Warrant Accounts

Add New Warrant

Bulk Upload Warrants

Fund Transfers

Fund Transfer

Bulk Upload Transfers

Treasurer Receipts

Add New Receipt

Upload Receipt File

Reports

Monthly Statement

x Distribution

Top 50 Tax Payers

Authority Assessments

Authority Tax Payments

Warrants Over 1 Year

School Summary

LOC Advances Summary

Tax Adjustments by Auth

Profile

My Profile

### Advanced Search

GL Account: 6116421101

Notes:

Source Code: 73750.0 Revenue Transfer - N/A

Post Date Range: 06/01/20... to 06/30/20... Amount Range:

Source Category:  Income  Transfers Credit  Transfers Debit  Disbursements

Search Transactions

Export to CSV

GL	Post Date	SC	Notes	Doc	Doc Ref	Amount
6116421101	6/22/2020	73750.0	Property Tax Transfer from 100 to 200 Fund	TR		\$1,565.63
6116421101	6/30/2020	73750.0	Payment on Receivable from 150 Fund	TR		\$25,000.00
						<b>\$26,565.63</b>

Page 1 of 1 20

1 - 2 of 2 Items

[GL Account Details](#)



Using a modern browser ensures the best user experience on this website.  
You can check your browser is up to date by clicking [Browser Compatability Check](#).



**Superstition Fire & Medical District**  
**Balance Sheet**  
As of 6/30/2020  
FUND: (200) Capital Projects Fund

**Assets**

**Current Assets**

Fund Cash - Capital Projects	\$596,514.74	
Due From other funds	1,275,295.36	
<b>Total Current Assets</b>		<u>\$1,871,810.10</u>

<b>Total Assets</b>		<u><u>\$1,871,810.10</u></u>
---------------------	--	------------------------------

**Liabilities and Equity**

<b><u>Equity</u></b>		
Fund Balance - Capital Projects	\$2,013,838.92	
Current Year Profit/Loss	(142,028.82)	
<b>Total Equity</b>		<u>1,871,810.10</u>

<b>Total Liabilities and Equity</b>		<u><u>\$1,871,810.10</u></u>
-------------------------------------	--	------------------------------

**Superstition Fire & Medical District  
Monthly Pinal County Treasurer's Bank Account Reconciliation**

**400 Special Revenue Fund**

**Reconciliation References:**

- A Previous month's bank ending balance / current month's bank beginning balance
- B Interest Income
- C Current month's Deposits / Donations
- D Current month's Accounts Payable disbursements
- E Current month's bank ending balance
- F Accounts Payable checks outstanding at month-end
- G Cash Balance per G/L Balance Sheet
- H Chase MasterCard credit card payment – warrant #1105000288 (paid 6/17/2020)
- I Chase MasterCard credit card payment – warrant #1105000290 (paid 6/30/2020)



**Superstition Fire & Medical District  
Special Revenue (Fund 400) Cash Reconciliation  
Fiscal Year 2019 - 2020  
6/30/2020**

	Deposits (Cash Receipts)	Cash Disbursements	Book Balance
Book Balance as of: 6/1/2020			\$53,425.12 (A)
<u>Activity During the Month</u>			
Journal Entries:			
Interest Income (Expense):	83.81		83.81 (B)
Cash Receipts			
46750 FEMA Grant Receipts			-
47020 AED Donations			-
47100 EMS Cardiac Donations			-
47110 EMS Equipment Donations			-
47120 Prevention/Pub Ed Donations			-
47130 General Donations	45.00		45.00 (C)
Deposits			-
Revenue Transfer			-
Cash Disbursements			
A) Accounts Payable		(860.47)	(860.47) (D)
B) Transfer In / Out			-
C) Refund Interest			-
	\$128.81	(860.47)	\$52,693.46
<u>Pinal County Bank Balance</u>			
Ending Bank Balance as of: 6/30/2020	Balance from YTD Column		\$ 52,693.46 (E)
Less: Outstanding Warrants	Check #		
	290	(36.48)	(36.48) (F)
			-
			-
			\$ 52,656.98
Prepared by: <u>Janice Duke 7/1/2020</u>			Balance per B/S \$ 52,656.98 (G)
Reviewed by: <u>Roger Wood 7/6/2020</u>			Difference \$ -





Pinal County Treasurer

Monthly Statement

Date Range: 6/1/2020 to 6/30/2020

Account	Period	YTD		
<b>6116422901</b>	<b>Superstition Fire &amp; Medical Dist Special Revenue</b>			
Begin Balance:	(A) 53,425.12	48,437.86		
Income:	128.81	32,211.81		
LOC Advance:	.00	.00		
Expense:	(860.47)	(27,956.21)	LOC:	.00
LOC Payments:	.00	.00	Warrants Outstanding:	(36.48)
Cash Balance:	(E) 52,693.46	52,693.46	End:	52,656.98

Monthly Statement Summary

Source Code	Description	MTDAmount	YTDAmount
<b>6116422901</b>	<b>Superstition Fire &amp; Medical Dist</b>	<b>Beginning Balance:</b> 53,425.12	48,437.86
	<b>Special Revenue</b>		
21100.40	Wells Fargo Bank Investment Interest	.00	6.38
21100.41	Wells Fargo Repo Investment Interest	.00	89.11
21100.43	Wells Fargo Trust Investment Interest	.01	5.70
21100.46	Wells Fargo Investment Investment Interest	19.45	163.56
21100.47	WF Money Market Investment Interest	1.73	15.89
21100.48	WF Brokerage Account Investment Interest	29.39	57.52
21100.55	Multi-Bank Securities Investment Interest	4.70	61.97
21100.70	Vining Sparks Investment Interest	23.43	373.20
21100.80	Stifel Nicolaus & Company Investment Interest	4.97	112.35
21100.90	PC Treasurer Reg Warrants Investment Interest	.13	.13
73160.0	Deposits	45.00	31,040.00
73750.0	Revenue Transfer	.00	286.00
90930.0	Warrants Redeemed	(860.47)	(27,956.21)
	<b>Ending Balance:</b>	<b>52,693.46</b>	<b>52,693.46</b>

Monthly Statement Detail

Date	Notes	Doc #	Amount	C/D
<b>6116422901 Superstition Fire &amp; Medical Dist Special Revenue</b>			<b>Beginning Balance: 53,425.12</b>	
21100.43	Wells Fargo Trust Investment Interest		Source Code Total: .01	
06/02	Investment Interest	0	.01	C
21100.46	Wells Fargo Investment Investment Interest		Source Code Total: 19.45	
06/01	Investment Interest	0	3.98	C
06/01	Investment Interest	0	8.73	C
06/10	Investment Interest	0	.28	C
06/15	Investment Interest	0	6.46	C
21100.47	WF Money Market Investment Interest		Source Code Total: 1.73	
06/01	Investment Interest	0	1.73	C
21100.48	WF Brokerage Account Investment Interest		Source Code Total: 29.39	
06/19	Investment Interest	0	5.71	C
06/24	Investment Interest	0	3.29	C
06/24	Investment Interest	0	3.45	C
06/26	Investment Interest	0	8.28	C
06/29	Investment Interest	0	5.38	C
06/30	Investment Interest	0	3.28	C
21100.55	Multi-Bank Securities Investment Interest		Source Code Total: 4.70	
06/05	Investment Interest	0	4.70	C
21100.70	Vining Sparks Investment Interest		Source Code Total: 23.43	
06/03	Investment Interest	0	2.16	C
06/04	Investment Interest	0	4.83	C
06/16	Investment Interest	0	5.38	C
06/19	Investment Interest	0	1.25	C
06/22	Investment Interest	0	4.35	C



Pinal County Treasurer

Monthly Statement

Date Range: 6/1/2020 to 6/30/2020

06/23 Investment Interest	0	3.78	C
06/25 Investment Interest	0	1.68	C
21100.80 Stifel Nicolaus & Company Investment Interest		Source Code Total: 4.97	
06/05 Investment Interest	0	4.97	C
21100.90 PC Treasurer Reg Warrants Investment Interest		Source Code Total: .13	
06/30 Investment Interest	0	.13	C
73160.0 Deposits		Source Code Total: 45.00	
06/30 400.10.47130.10 B Mays / Inv 5948 / CASH	0	45.00	C
90930.0 Warrants Redeemed		Source Code Total: (860.47)	
06/23 Paid Warrants	0	(457.77)	D
06/25 Paid Warrants	0	(402.70)	D
6116422901 Superstition Fire & Medical Dist Special Revenue			<b>Ending Balance: 52,693.46</b>

**Warrant Detail**

Payee Name	Warrant	Amount	Issue Dt	Status Dt	Voucher
<b>6116422901 Superstition Fire &amp; Medical Dist Special Revenue</b>					Account Total: 896.95
Fund: 1105					Fund Total: 896.95
Status: OUTS					Status Total: 36.48 (F)
CHASE	1105000290	36.48	06/30/20	06/30/20	
Status: PAID					Status Total: 860.47 (D)
CHASE	1105000288	457.77	06/17/20	06/23/20	
J HIGGINS LTD INC	1105000289	402.70	06/17/20	06/25/20	
	Count	Amount			
Total OUTS:	1	36.48			
Total PAID:	2	860.47			

**Superstition Fire & Medical District**

AR Payment Register (Detail)

Bank ID: Equal To S

Check No. / Payment ID	Payee Name / Customer Name	Invoice No. / Account Number	Amount Paid
<b>BANK: S - SPECIAL REVENUE FUND</b>			
<b>DEPOSIT: 2,818      DATE: 06/29/20</b>			
5948	Bob Mays / inv 5948 / CASH X (DONATION)	Cash Invoice : 005948	\$45.00 \$45.00
		<b>CASH TOTAL:</b>	<b>\$45.00</b>
		<b>DEPOSIT 2,818 TOTAL:</b>	<b>\$45.00</b>
		<b>TOTAL FOR BANK ID: S</b>	<b>\$45.00</b>
		<b>GRAND TOTAL OF ALL CHECKS:</b>	<b>\$0.00</b>
		<b>GRAND TOTAL OF ALL CREDIT CARDS:</b>	<b>\$0.00</b>
		<b>GRAND TOTAL OF ALL CASH:</b>	<b>\$45.00</b>
		<b>GRAND TOTAL OF ALL EFT:</b>	<b>\$0.00</b>
		<b>GRAND TOTAL OF ALL PAYMENTS:</b>	<b>\$45.00</b>
		<b>GRAND TOTAL OF ALL ADJUSTMENTS:</b>	<b>\$0.00</b>
		<b>COMBINED TOTAL:</b>	<b>\$45.00</b>

(C)

**Superstition Fire & Medical District**

Balance Sheet

As of 6/30/2020

FUND: (400) Special Revenue Fund

**Assets**

**Current Assets**

Fund Cash - Special Revenue Fund  
Total Current Assets

\$52,656.98

\$52,656.98

⑥

**Total Assets**

\$52,656.98

**Liabilities and Equity**

**Equity**

Fund Balance - Special Revenue Fund  
Current Year Profit/Loss  
Total Equity

\$48,437.86

4,219.12

52,656.98

**Total Liabilities and Equity**

\$52,656.98

*ink.*

July 2020						
S	M	T	W	T	F	S
28	29	30	1	2	3	4
5	6	7	8	9	10	11
12	13	14	15	16	17	18
19	20	21	22	23	24	25
26	27	28	29	30	31	1
2	3	4	5	6	7	8

New Balance  
**\$5,014.70**  
 Minimum Payment Due  
**\$1,002.00**  
 Payment Due Date  
**07/04/20**

**Late Payment Warning:** If we do not receive your minimum payment by the due date, you may have to pay a late fee, and existing and new balances may become subject to the Default APR.  
**Minimum Payment Warning:** Enroll in Auto-Pay and avoid missing a payment. To enroll, go to www.chase.com

### ACCOUNT SUMMARY

Account Number: 4246 3152 5232 6481

Previous Balance	\$17,641.00
Payment, Credits	-\$17,871.98
Purchases	+\$5,245.08
Cash Advances	\$0.00
Balance Transfers	\$0.00
Fees Charged	\$0.00
Interest Charged	\$0.00
<b>New Balance</b>	<b>\$5,014.70</b>
Opening/Closing Date	06/11/20 - 06/10/20
Credit Limit	\$50,000
Available Credit	\$44,985
Cash Access Line	\$10,000
Available for Cash	\$10,000
<b>Post Due Amount</b>	<b>\$0.00</b>
<b>Balance over the Credit Limit</b>	<b>\$0.00</b>

(H)

400F  
 \$45777

chase  
 VENDOR'S ACCOUNT  
 APPROVAL  
 DATE PAID 6/17/20  
 WE REPAY  
 288

### YOUR ACCOUNT MESSAGES

If you experience COVID-19 related mail delivery disruptions, remember you can always access your statements on chase.com or the Chase Mobile App.  
 & Item was transferred from lost / stolen account.

000001 FIS33339 C 1 Y 9 10 20/06/10 Page 1 of 3 06930 MA DA 25285 16210000010002528501



42463152523264810010020000501470000000002

P.O. BOX 16123  
 WILMINGTON, DE 19850-6123  
 For Undeliverable Mail Only

Make your payment at  
[chase.com/mycard](http://chase.com/mycard)

**Payment Due Date:** 07/04/20  
**New Balance:** \$5,014.70  
**Minimum Payment:** \$1,002.00


Account number: 4246 3152 5232 6481

\$ \_\_\_\_\_ Amount Enclosed  
 Make/Mail to Chase Card Service at the address below:

25285 BEK 9 16220 C  
 ROGER WOOD  
 SUPERSTITION FIRE  
 585 N IDAHO RD  
 APACHE JUNCTION AZ 85119-4014

CARDMEMBER SERVICE  
 PO BOX 6294  
 CAROL STREAM IL 60197-8294

500016028 15952523264815



# ACCOUNT ACTIVITY

Date of Transaction	Merchant Name or Transaction Description	\$ Amount
05/24	& Payment ThankYou Image Check	-3,368.50
05/24	& Payment ThankYou Image Check	-7,481.25
05/24	& Payment ThankYou Image Check	-6,708.54
05/24	& Payment ThankYou Image Check	-102.71
06/08	AZ DEPT OF REVENUE TMACCONNEL@AZ AZ	547.02
06/08	PNP AZ DOR TAXFEE Info@pointand Mi ROGER WOOD	7712.85
	TRANSACTIONS THIS CYCLE (CARD 6481) \$17081.13- INCLUDING PAYMENTS RECEIVED	
06/07	CIRCLE K 01445 CLAYPOOL AZ	1.19
06/07	CIRCLE K 01445 CLAYPOOL AZ	33.31
06/07	CHEVRON 0208829 SAN CARLOS AZ HOWARD LOGSDON	2.08
	TRANSACTIONS THIS CYCLE (CARD 6515) \$38.58	
05/14	& ABATIX 214-381-0322 TX	1,523.18
06/03	WAL-MART #1381 APACHE JUNCTI AZ JEFF CRANMER	84.36
	TRANSACTIONS THIS CYCLE (CARD 6549) \$1607.54	
05/14	& RHYTHM MONSTER LLC HTTPSWWW.RHYT AR DANIEL MCKINNEY	144.00
	TRANSACTIONS THIS CYCLE (CARD 6814) \$144.00	
05/28	& AMZN Mktp US*M76XY0Y11 Amzn.com/bill WA	9.79
05/29	& AMZN Mktp US*MY0T18041 Amzn.com/bill WA	46.22
05/29	& AMZN Mktp US*MY7TY3F31 Amzn.com/bill WA	87.64
06/02	AMZN Mktp US*MY0E110Q1 Amzn.com/bill WA	464.04
06/03	OFFICE DEPOT #5101 800-463-3788 AZ ANNA BUTEL	108.59
	TRANSACTIONS THIS CYCLE (CARD 6655) \$718.28	
05/19	& Amazon.com Amzn.com/bill WA	230.38
05/16	& AMZN Mktp US*M75CH10Y1 Amzn.com/bill WA	70.32
05/19	& Amazon.com*M75Z7OL2 Amzn.com/bill WA	87.67
05/19	& AMZN Mktp US*M741M2J11 Amzn.com/bill WA	25.96
05/19	& FEDEX 515078349 MEMPHIS TN	157.22
06/22	& Amazon.com*M70HM95L1 Amzn.com/bill WA	34.51
05/27	& FEDEX 515820144 MEMPHIS TN	14.81
06/01	& COSTCO *BUS CENTER 827 602-274-4651 AZ	555.84
06/01	& COSTCO *BUS CENTER 827 602-274-4651 AZ	555.84
06/03	FEDEX 518390357 MEMPHIS TN VAUGHN CROSHAW	26.88
	TRANSACTIONS THIS CYCLE (CARD 0887) \$1298.47	
05/19	& ONE BEAT CPR 954-3215305 FL	138.81
05/28	& ONE BEAT CPR 954-3215305 FL TINA GEROLA	138.81
	TRANSACTIONS THIS CYCLE (CARD 6473) \$277.22	
05/19	& THE HOME DEPOT 404 MESA AZ FOX TANNER	243.34
	TRANSACTIONS THIS CYCLE (CARD 2889) \$243.34	
05/30	& WALGREENS #4188 APACHE JUNCTI AZ	64.78
05/30	& FRONTIER ACE HARDWARE APACHE JUNCTI AZ AMY BROOKS	12.03
	TRANSACTIONS THIS CYCLE (CARD 7121) \$88.81	
05/21	& STAPLS7307905163000001 877-8287755 NJ KELLY BARTZ	64.59
	TRANSACTIONS THIS CYCLE (CARD 3849) \$64.59	

2020 Totals Year-to-Date	
Total fees charged in 2020	\$0.00
Total interest charged in 2020	\$0.00

Year-to-date totals do not reflect any fee or interest refunds you may have received.

# CHASE for BUSINESS

Printed from Chase for Business

8/20/20

400F  
\$3648  
①

VENDOR # chasem  
ACCOUNT # \_\_\_\_\_

BUSINESS CARD (...6481)

Current balance  
\$645.21

Available credit  
\$49,117.52

Total Credit Limit  
\$50,000.00

APPROVAL \_\_\_\_\_  
DATE PAID \_\_\_\_\_  
WARANT # 290

Next payment due  
Jul 4, 2020

Minimum payment due  
\$0.00

Remaining statement balance  
\$0.00

Automatic payment is Off.

PENDING (2)

Pending charges \$237.27

Date	Description	Card	Amount
Jun 29, 2020	AZ DEPT OF REVENUE <sup>18902</sup> 100 120 <sup>29</sup>	(...6481)	\$231.82
Jun 29, 2020	PNP AZ DOR TAXFEE <sup>18918</sup> 100 2 <sup>83</sup>	(...6481)	\$5.45

## Account activity

SHOWING Activity since last statement

Current balance \$645.21

Date	Description	Card	Category	Amount
Jun 25, 2020	APPLIED MAGNETS, INC. <sup>Ann</sup>	(...6655)	Merchandise & inventory	\$117.01
Jun 23, 2020	AMZN Mktp US*MS20A95U0 <sup>Muse</sup>	(...6655)	Merchandise & inventory	\$43.86
Jun 22, 2020	ABATIX <sup>Book</sup>	(...7121)	Repair & maintenance	\$1,912.44
Jun 21, 2020	DNH*GODADDY.COM <sup>Anna</sup>	(...6655)	Bills & utilities	\$159.98
Jun 20, 2020	Payment ThankYou Image	(...6481)	—	-\$2,677.25
Jun 20, 2020	Payment ThankYou Image	(...6481)	—	-\$1,879.68
Jun 20, 2020	Payment ThankYou Image	(...6481)	—	-\$457.77
Jun 19, 2020	IAFC FR1151 <sup>Mason</sup>	(...6572)	Miscellaneous	-\$994.00
Jun 19, 2020	IAFC FR1151 <sup>Mason</sup>	(...6572)	Miscellaneous	-\$1,184.00
Jun 19, 2020	IAFC FR1151 <sup>Deke</sup>	(...6580)	Miscellaneous	-\$1,698.00
Jun 19, 2020	OFFICEMAX/DEPOT 6678 <sup>Wood</sup>	(...6481)	Office & shipping	\$344.46
Jun 19, 2020	COPPER HILLS INN <sup>Rock</sup>	(...6499)	Travel	\$105.18

Date	Description	Card	Category	Amount
Jun 16, 2020	694 HILTON EL CONQUIST	<i>Falarco</i> (...6556)	Travel	\$109.97
Jun 16, 2020	NEOGOV	<i>Falder</i> (...6523)	Office & shipping	\$175.00
Jun 16, 2020	INDEED	<i>Falder</i> (...6523)	Merchandise & inventory	\$25.81
Jun 15, 2020	Engraving, Awards & Gif	<i>Mom</i> (...6572)	Merchandise & inventory	\$664.15
Jun 14, 2020	694 HILTON EL CONQUIST	<i>Falarco</i> (...6556)	Travel	\$659.82
Jun 13, 2020	CHEVRON 0208629	<i>Rock</i> (...6499)	Gas	\$28.03
Jun 12, 2020	MARATHON PETRO250079	<i>Rock</i> (...6499)	Gas	\$69.00
Jun 11, 2020	AUTOZONE 3684	<i>Falarco</i> (...6556)	Automotive	\$48.85
Jun 11, 2020	USPS PO 0302590130	<i>Moomy</i> (...6572)	Office & shipping	\$57.65



# Superstition Fire & Medical District Monthly Pinal County Treasurer's Bank Account Reconciliation

## 500 Debt Principal Fund

### Reconciliation References:

- A Previous month's bank ending balance / current month's bank beginning balance
  - B Interest Income
  - C Current month's property tax receipts (real and personal)
  - D Current month's Bond payment
  - E Current month's refunded interest
  - F Current month's bank ending balance
  - G Cash Balance per G/L Balance Sheet
- \*consolidated account ending 1407 (original bond account) into 1409 (refinanced bond account)



**Superstition Fire & Medical District  
Debt Retirement Principal (Fund 500) Cash Reconciliation  
Fiscal Year 2019 - 2020  
6/30/2020**

	Deposits (Cash Receipts)	Cash Disbursements	Book Balance
Book Balance as of: 6/1/2020			\$788,593.94 <span style="float:right;">(A)</span>
<u>Activity During the Month</u>			
Journal Entries:			
Interest Income (Expense):	1,126.85		1,126.85 <span style="float:right;">(B)</span>
Cash Receipts			
2008 Real Estate Taxes			-
2009 Real Estate Taxes			-
2010 Real Estate Taxes			-
2011 Real Estate Taxes			-
2012 Real Estate Taxes			-
2013 Real Estate Taxes			-
2014 Real Estate Taxes			-
2015 Real Estate Taxes			-
2016 Real Estate Taxes			-
2017 Real Estate Taxes			-
2018 Real Estate Taxes	0.36		0.36
2019 Real Estate Taxes	4,179.92		4,179.92
2007 Pers. Prop. Taxes			-
2008 Pers. Prop. Taxes			-
2009 Pers. Prop. Taxes			-
2010 Pers. Prop. Taxes			-
2011 Pers. Prop. Taxes	2.53		2.53
2012 Pers. Prop. Taxes	0.18		0.18
2013 Pers. Prop. Taxes	0.68		0.68
2014 Pers. Prop. Taxes	2.16		2.16
2015 Pers. Prop. Taxes	(3.06)		(3.06)
2016 Pers. Prop. Taxes	6.89		6.89
2017 Pers. Prop. Taxes	(1.11)		(1.11)
2018 Pers. Prop. Taxes	(20.90)		(20.90)
2019 Pers. Prop. Taxes	328.66		328.66
SRP Contributions			-
Deposits			-
Revenue Transfer			-
Cash Disbursements			
A) Accounts Payable		(556,000.00)	(556,000.00) <span style="float:right;">(D)</span>
B) Transfer In / Out			-
C) Refund Interest		(0.02)	(0.02) <span style="float:right;">(E)</span>
	\$5,623.16	(556,000.02)	\$238,217.08
<u>Pinal County Bank Balance</u>			
Ending Bank Balance as of: 6/30/2020		Balance from YTD Column	\$ 238,217.08 <span style="float:right;">(F)</span>
Less: Outstanding Warrants		Check #	-
Plus: Deposits in Transit			-
			\$ 238,217.08
Prepared by: <i>[Signature]</i> 7/1/2020			Balance per B/S \$ 238,217.08 <span style="float:right;">(G)</span>
Reviewed by: <i>[Signature]</i> 7/6/2020			Difference \$



Pinal County Treasurer

Monthly Statement

Date Range: 6/1/2020 to 6/30/2020

Account	Period	YTD		
<b>6116421409</b>	<b>Super Fire &amp; Med Debt Refunding Prin Series 2018</b>			
Begin Balance:	(A) 788,593.94	239,897.27		
Income:	5,623.16	554,324.56		
LOC Advance:	.00	.00		
Expense:	(556,000.02)	(556,004.75)	LOC:	.00
LOC Payments:	.00	.00	Warrants Outstanding:	.00
Cash Balance:	(F) 238,217.08	238,217.08	End:	238,217.08

Monthly Statement Summary

Source Code	Description	MTDAmount	YTDAmount
<b>6116421409</b>	<b>Super Fire &amp; Med Debt Refunding Prin Series 2018</b>	<b>Beginning Balance:</b>	<b>788,593.94</b>
			<b>239,897.27</b>
11100.2018	2018 Real Estate Taxes	.36	8,389.26
11100.2019	2019 Real Estate Taxes	4,179.92	481,912.59
12100.2018	2018 Personal Property Taxes	(20.90)	1,431.43
12100.2019	2019 Personal Property Taxes	328.66	37,664.44
14100.0	Salt River Contribution	.00	14,611.90
18200.2007	2007 Taxes Transferred	.00	5.33
18200.2008	2008 Taxes Transferred	.00	3.68
18200.2009	2009 Taxes Transferred	.00	4.24
18200.2010	2010 Taxes Transferred	.00	9.09
18200.2011	2011 Taxes Transferred	2.53	17.18
18200.2012	2012 Taxes Transferred	.18	17.53
18200.2013	2013 Taxes Transferred	.68	25.33
18200.2014	2014 Taxes Transferred	2.16	51.57
18200.2015	2015 Taxes Transferred	(3.06)	71.39
18200.2016	2016 Taxes Transferred	6.89	349.96
18200.2017	2017 Taxes Transferred	(1.11)	272.91
21100.40	Wells Fargo Bank Investment Interest	.00	68.91
21100.41	Wells Fargo Repo Investment Interest	.00	852.77
21100.43	Wells Fargo Trust Investment Interest	.13	49.00
21100.46	Wells Fargo Investment Investment Interest	248.94	1,722.40
21100.47	WF Money Market Investment Interest	25.99	203.65
21100.48	WF Brokerage Account Investment Interest	418.18	766.30
21100.55	Multi-Bank Securities Investment Interest	60.17	713.11
21100.70	Vining Sparks Investment Interest	308.45	3,948.45
21100.80	Stifel Nicolaus & Company Investment Interest	63.60	1,175.82
21100.90	PC Treasurer Reg Warrants Investment Interest	1.39	1.39
73750.0	Revenue Transfer	.00	(15.07)
90400.0	Refund Interest	(.02)	(4.75)
90820.0	Bonds Paid	(556,000.00)	(556,000.00)
	<b>Ending Balance:</b>	<b>238,217.08</b>	<b>238,217.08</b>

Handwritten notes: (C) \$4,496.31, (B) \$1,126.85, (D), (E)

Monthly Statement Detail

Date	Notes	Doc #	Amount	C/D
<b>6116421409 Super Fire &amp; Med Debt Refunding Prin Series 2018</b>			<b>Beginning Balance: 788,593.94</b>	
11100.2018	2018 Real Estate Taxes		Source Code Total: .36	
06/09	Tax Distribution	0	.12	C
06/17	Tax Distribution	0	.12	C
06/22	Tax Distribution	0	.12	C
11100.2019	2019 Real Estate Taxes		Source Code Total: 4,179.92	




Pinal County Treasurer

Monthly Statement

Date Range: 6/1/2020 to 6/30/2020

06/01	Tax Distribution	0	(6.40)	C
06/01	Tax Distribution	0	128.83	C
06/01	Tax Distribution	0	99.50	C
06/01	Tax Distribution	0	118.55	C
06/02	Tax Distribution	0	16.88	C
06/02	Tax Distribution	0	11.64	C
06/02	Tax Distribution	0	26.56	C
06/02	Tax Distribution	0	32.89	C
06/02	Tax Distribution	0	86.38	C
06/03	Tax Distribution	0	29.66	C
06/03	Tax Distribution	0	3.48	C
06/03	Tax Distribution	0	1.67	C
06/03	Tax Distribution	0	627.45	C
06/04	Tax Distribution	0	24.24	C
06/04	Tax Distribution	0	3.21	C
06/04	Tax Distribution	0	29.86	C
06/05	Tax Distribution	0	17.99	C
06/05	Tax Distribution	0	20.74	C
06/05	Tax Distribution	0	2.38	C
06/08	Tax Distribution	0	68.00	C
06/08	Tax Distribution	0	19.15	C
06/08	Tax Distribution	0	25.86	C
06/08	Tax Distribution	0	116.82	C
06/09	Tax Distribution	0	2.69	C
06/09	Tax Distribution	0	19.63	C
06/09	Tax Distribution	0	105.87	C
06/09	Tax Distribution	0	43.83	C
06/09	Tax Distribution	0	4.20	C
06/10	Tax Distribution	0	17.35	C
06/10	Tax Distribution	0	251.79	C
06/10	Tax Distribution	0	17.30	C
06/11	Tax Distribution	0	929.53	C
06/11	Tax Distribution	0	.62	C
06/11	Tax Distribution	0	346.87	C
06/11	Tax Distribution	0	86.86	C
06/12	Tax Distribution	0	.15	C
06/12	Tax Distribution	0	24.98	C
06/15	Tax Distribution	0	8.81	C
06/15	Tax Distribution	0	54.81	C
06/15	Tax Distribution	0	25.60	C
06/16	Tax Distribution	0	13.30	C
06/16	Tax Distribution	0	12.34	C
06/17	Tax Distribution	0	17.76	C
06/17	Tax Distribution	0	1.69	C
06/17	Tax Distribution	0	17.03	C
06/17	Tax Distribution	0	65.99	C
06/18	Tax Distribution	0	8.99	C
06/18	Tax Distribution	0	63.60	C
06/19	Tax Distribution	0	145.78	C
06/19	Tax Distribution	0	.04	C
06/22	Tax Distribution	0	9.47	C
06/22	Tax Distribution	0	.76	C
06/22	Tax Distribution	0	.42	C
06/23	Tax Distribution	0	10.34	C
06/23	Tax Distribution	0	.42	C
06/24	Tax Distribution	0	14.36	C
06/24	Tax Distribution	0	7.87	C



Pinal County Treasurer

Monthly Statement

Date Range: 6/1/2020 to 6/30/2020

06/24	Tax Distribution	0	16.74	C
06/25	Tax Distribution	0	66.46	C
06/25	Tax Distribution	0	1.60	C
06/25	Tax Distribution	0	1.75	C
06/26	Tax Distribution	0	6.78	C
06/26	Tax Distribution	0	59.18	C
06/29	Tax Distribution	0	9.02	C
06/29	Tax Distribution	0	177.49	C
06/30	Tax Distribution	0	4.12	C
06/30	Tax Distribution	0	.39	C
<b>12100.2018 2018 Personal Property Taxes</b>			<b>Source Code Total: (20.90)</b>	
06/01	Tax Distribution	0	.37	C
06/02	Tax Distribution	0	10.66	C
06/03	Tax Distribution	0	.09	C
06/04	Tax Distribution	0	3.78	C
06/04	Tax Distribution	0	7.12	C
06/04	Tax Distribution	0	.44	C
06/05	Tax Distribution	0	.21	C
06/08	Tax Distribution	0	.16	C
06/08	Tax Distribution	0	1.63	C
06/09	Tax Distribution	0	.67	C
06/09	Tax Distribution	0	2.48	C
06/10	Tax Distribution	0	.83	C
06/11	Tax Distribution	0	3.87	C
06/15	Tax Distribution	0	1.03	C
06/16	Tax Distribution	0	1.84	C
06/16	Tax Distribution	0	.44	C
06/17	Tax Distribution	0	2.52	C
06/18	Tax Distribution	0	(.21)	C
06/19	Tax Distribution	0	1.60	C
06/23	Tax Distribution	0	1.52	C
06/24	Tax Distribution	0	7.43	C
06/25	Tax Distribution	0	.58	C
06/26	Tax Distribution	0	3.26	C
06/29	Tax Distribution	0	.02	C
06/29	Tax Distribution	0	3.20	C
06/29	Tax Distribution	0	(76.22)	C
06/30	Tax Distribution	0	1.08	C
06/30	Tax Distribution	0	(1.53)	C
06/30	Tax Distribution	0	.23	C
<b>12100.2019 2019 Personal Property Taxes</b>			<b>Source Code Total: 328.66</b>	
06/01	Tax Distribution	0	21.48	C
06/01	Tax Distribution	0	24.69	C
06/01	Tax Distribution	0	1.21	C
06/02	Tax Distribution	0	8.76	C
06/02	Tax Distribution	0	1.98	C
06/02	Tax Distribution	0	20.07	C
06/02	Tax Distribution	0	(.53)	C
06/03	Tax Distribution	0	5.47	C
06/03	Tax Distribution	0	1.11	C
06/03	Tax Distribution	0	23.15	C
06/04	Tax Distribution	0	.38	C
06/04	Tax Distribution	0	2.83	C
06/04	Tax Distribution	0	11.90	C
06/04	Tax Distribution	0	8.42	C
06/04	Tax Distribution	0	7.87	C
06/05	Tax Distribution	0	2.39	C



Pinal County Treasurer

Monthly Statement

Date Range: 6/1/2020 to 6/30/2020

06/05	Tax Distribution	0	1.43	C
06/08	Tax Distribution	0	8.29	C
06/08	Tax Distribution	0	11.48	C
06/08	Tax Distribution	0	6.51	C
06/08	Tax Distribution	0	6.57	C
06/09	Tax Distribution	0	.96	C
06/09	Tax Distribution	0	1.07	C
06/09	Tax Distribution	0	.14	C
06/09	Tax Distribution	0	3.44	C
06/10	Tax Distribution	0	6.10	C
06/10	Tax Distribution	0	.47	C
06/10	Tax Distribution	0	2.05	C
06/11	Tax Distribution	0	7.49	C
06/12	Tax Distribution	0	.32	C
06/12	Tax Distribution	0	2.63	C
06/12	Tax Distribution	0	.14	C
06/12	Tax Distribution	0	10.66	C
06/15	Tax Distribution	0	2.21	C
06/15	Tax Distribution	0	2.18	C
06/15	Tax Distribution	0	1.09	C
06/16	Tax Distribution	0	3.12	C
06/16	Tax Distribution	0	1.83	C
06/16	Tax Distribution	0	4.16	C
06/16	Tax Distribution	0	.62	C
06/17	Tax Distribution	0	5.38	C
06/17	Tax Distribution	0	3.31	C
06/18	Tax Distribution	0	1.41	C
06/18	Tax Distribution	0	(.20)	C
06/18	Tax Distribution	0	1.88	C
06/19	Tax Distribution	0	.72	C
06/19	Tax Distribution	0	.20	C
06/22	Tax Distribution	0	17.06	C
06/22	Tax Distribution	0	.85	C
06/23	Tax Distribution	0	1.10	C
06/23	Tax Distribution	0	3.39	C
06/23	Tax Distribution	0	1.25	C
06/23	Tax Distribution	0	3.33	C
06/24	Tax Distribution	0	1.73	C
06/24	Tax Distribution	0	7.51	C
06/25	Tax Distribution	0	1.62	C
06/25	Tax Distribution	0	.48	C
06/26	Tax Distribution	0	4.60	C
06/26	Tax Distribution	0	9.61	C
06/26	Tax Distribution	0	5.94	C
06/29	Tax Distribution	0	12.36	C
06/30	Tax Distribution	0	.92	C
06/30	Tax Distribution	0	18.07	C
18200.2011	2011 Taxes Transferred		Source Code Total: 2.53	
06/10	MATURED DEBT SVC FR 6-11642-1407	0	2.53	C
18200.2012	2012 Taxes Transferred		Source Code Total: .18	
06/02	MATURED DEBT SVC FR 6-11642-1407	0	.18	C
18200.2013	2013 Taxes Transferred		Source Code Total: .68	
06/29	MATURED DEBT SVC FR 6-11642-1407	0	.68	C
18200.2014	2014 Taxes Transferred		Source Code Total: 2.16	
06/29	MATURED DEBT SVC FR 6-11642-1407	0	2.16	C
18200.2015	2015 Taxes Transferred		Source Code Total: (3.06)	
06/02	MATURED DEBT SVC FR 6-11642-1407	0	.54	C



Pinal County Treasurer

Monthly Statement

Date Range: 6/1/2020 to 6/30/2020

06/10	MATURED DEBT SVC FR 6-11642-1407	0	.20	C
06/11	MATURED DEBT SVC FR 6-11642-1407	0	.25	C
06/25	MATURED DEBT SVC FR 6-11642-1407	0	.46	C
06/29	MATURED DEBT SVC FR 6-11642-1407	0	(7.69)	C
06/29	MATURED DEBT SVC FR 6-11642-1407	0	2.04	C
06/29	MATURED DEBT SVC FR 6-11642-1407	0	2.23	C
06/30	MATURED DEBT SVC FR 6-11642-1407	0	(1.09)	C
<b>18200.2016 2016 Taxes Transferred</b>			<b>Source Code Total: 6.89</b>	
06/02	MATURED DEBT SVC FR 6-11642-1407	0	2.26	C
06/02	MATURED DEBT SVC FR 6-11642-1407	0	1.66	C
06/08	MATURED DEBT SVC FR 6-11642-1407	0	4.93	C
06/10	MATURED DEBT SVC FR 6-11642-1407	0	.21	C
06/22	MATURED DEBT SVC FR 6-11642-1407	0	.30	C
06/25	MATURED DEBT SVC FR 6-11642-1407	0	.48	C
06/29	MATURED DEBT SVC FR 6-11642-1407	0	(5.43)	C
06/29	MATURED DEBT SVC FR 6-11642-1407	0	2.43	C
06/29	MATURED DEBT SVC FR 6-11642-1407	0	2.66	C
06/30	MATURED DEBT SVC FR 6-11642-1407	0	(.93)	C
06/30	MATURED DEBT SVC FR 6-11642-1407	0	(1.68)	C
<b>18200.2017 2017 Taxes Transferred</b>			<b>Source Code Total: (1.11)</b>	
06/01	MATURED DEBT SVC FR 6-11642-1407	0	.55	C
06/02	MATURED DEBT SVC FR 6-11642-1407	0	1.18	C
06/02	MATURED DEBT SVC FR 6-11642-1407	0	1.66	C
06/03	MATURED DEBT SVC FR 6-11642-1407	0	.25	C
06/04	MATURED DEBT SVC FR 6-11642-1407	0	.40	C
06/04	MATURED DEBT SVC FR 6-11642-1407	0	.54	C
06/05	MATURED DEBT SVC FR 6-11642-1407	0	.01	C
06/09	MATURED DEBT SVC FR 6-11642-1407	0	.36	C
06/10	MATURED DEBT SVC FR 6-11642-1407	0	.14	C
06/10	MATURED DEBT SVC FR 6-11642-1407	0	.72	C
06/11	MATURED DEBT SVC FR 6-11642-1407	0	1.04	C
06/16	MATURED DEBT SVC FR 6-11642-1407	0	.09	C
06/23	MATURED DEBT SVC FR 6-11642-1407	0	.86	C
06/25	MATURED DEBT SVC FR 6-11642-1407	0	.50	C
06/29	MATURED DEBT SVC FR 6-11642-1407	0	(12.86)	C
06/29	MATURED DEBT SVC FR 6-11642-1407	0	2.54	C
06/29	MATURED DEBT SVC FR 6-11642-1407	0	2.80	C
06/30	MATURED DEBT SVC FR 6-11642-1407	0	(1.94)	C
06/30	MATURED DEBT SVC FR 6-11642-1407	0	.05	C
<b>21100.43 Wells Fargo Trust Investment Interest</b>			<b>Source Code Total: .13</b>	
06/02	Investment Interest	0	.13	C
<b>21100.46 Wells Fargo Investment Investment Interest</b>			<b>Source Code Total: 248.94</b>	
06/01	Investment Interest	0	50.54	C
06/01	Investment Interest	0	110.72	C
06/10	Investment Interest	0	3.64	C
06/15	Investment Interest	0	84.04	C
<b>21100.47 WF Money Market Investment Interest</b>			<b>Source Code Total: 25.99</b>	
06/01	Investment Interest	0	25.99	C
<b>21100.48 WF Brokerage Account Investment Interest</b>			<b>Source Code Total: 418.18</b>	
06/19	Investment Interest	0	77.96	C
06/24	Investment Interest	0	48.05	C
06/24	Investment Interest	0	50.20	C
06/26	Investment Interest	0	115.27	C
06/29	Investment Interest	0	78.14	C
06/30	Investment Interest	0	48.56	C
<b>21100.55 Multi-Bank Securities Investment Interest</b>			<b>Source Code Total: 60.17</b>	
06/05	Investment Interest	0	60.17	C



Pinal County Treasurer

Monthly Statement

Date Range: 6/1/2020 to 6/30/2020

<b>21100.70 Vining Sparks Investment Interest</b>			<b>Source Code Total: 308.45</b>
06/03	Investment Interest	0	29.16 C
06/04	Investment Interest	0	61.78 C
06/16	Investment Interest	0	69.69 C
06/19	Investment Interest	0	17.35 C
06/22	Investment Interest	0	57.08 C
06/23	Investment Interest	0	49.91 C
06/25	Investment Interest	0	23.48 C
<b>21100.80 Stifel Nicolaus &amp; Company Investment Interest</b>			<b>Source Code Total: 63.60</b>
06/05	Investment Interest	0	63.60 C
<b>21100.90 PC Treasurer Reg Warrants Investment Interest</b>			<b>Source Code Total: 1.39</b>
06/30	Investment Interest	0	1.39 C
<b>90400.0 Refund Interest</b>			<b>Source Code Total: (.02)</b>
06/02	165244 100-37-043D1 2019 Adjustment/Corr Refund	165244	(.01) D
06/02	165246 B99-96-81474 2019 Adjustment/Corr Refund	165246	(.01) D
<b>90820.0 Bonds Paid</b>			<b>Source Code Total: (556,000.00)</b>
06/30	Debt Service REFB2018	0	(556,000.00) D
6116421409 Super Fire & Med Debt Refunding Prin Series 2018			<b>Ending Balance: 238,217.08</b>



**Superstition Fire & Medical District**

Balance Sheet

As of 6/30/2020

FUND: (500) Debt Retirement Principal Fund

**Assets**

**Current Assets**

Fund Cash - Debt Retirement Principal  
Total Current Assets

\$238,217.08

\$238,217.08

(6)

**Total Assets**

\$238,217.08

**Liabilities and Equity**

**Equity**

Fund Balance - Debt Retirement Principal  
Current Year Profit/Loss

\$239,897.27

(1,680.19)

Total Equity

238,217.08

**Total Liabilities and Equity**

\$238,217.08

# Superstition Fire & Medical District Monthly Pinal County Treasurer's Bank Account Reconciliation

## 600 Debt Interest Fund

### Reconciliation References:

- A Previous month's bank ending balance / current month's bank beginning balance
  - B Interest Income
  - C Current month's property tax receipts (real and personal)
  - D Current month's Bond payment
  - E Current month's bank ending balance
  - F Cash Balance per G/L Balance Sheet
- \*consolidated account ending 1408 (original bond account) into 1410 (refinanced bond account)



**Superstition Fire & Medical District  
Debt Retirement Interest (Fund 600) Cash Reconciliation  
Fiscal Year 2019 - 2020  
6/30/2020**

	Deposits (Cash Receipts)	Cash Disbursements	Treasurer's Balance	Book Balance
Book Balance as of: 6/1/2020				<u>\$139,025.30</u> (A)
<u>Activity During the Month</u>				
Journal Entries:				
Interest Income (Expense):	186.62			186.62 (B)
Cash Receipts				
2007 Real Estate Taxes				-
2008 Real Estate Taxes				-
2009 Real Estate Taxes				-
2010 Real Estate Taxes				-
2011 Real Estate Taxes				-
2012 Real Estate Taxes				-
2013 Real Estate Taxes				-
2014 Real Estate Taxes				-
2015 Real Estate Taxes				-
2016 Real Estate Taxes				-
2017 Real Estate Taxes				-
2018 Real Estate Taxes	0.06			0.06 (C)
2019 Real Estate Taxes	1,288.25			1,288.25
2007 Pers. Prop. Taxes				-
2008 Pers. Prop. Taxes				-
2009 Pers. Prop. Taxes				-
2010 Pers. Prop. Taxes				-
2011 Pers. Prop. Taxes	3.03			3.03
2012 Pers. Prop. Taxes	0.17			0.17
2013 Pers. Prop. Taxes	0.64			0.64
2014 Pers. Prop. Taxes	1.85			1.85
2015 Pers. Prop. Taxes	(2.31)			(2.31)
2016 Pers. Prop. Taxes	4.76			4.76
2017 Pers. Prop. Taxes	(0.70)			(0.70)
2018 Pers. Prop. Taxes	(2.94)			(2.94)
2019 Pers. Prop. Taxes	101.29			101.29
SRP Contributions				-
Deposits				
Revenue Transfer				
Cash Disbursements				
A) Accounts Payable		(69,561.40)		(69,561.40) (D)
B) Transfer In / Out				-
C) Refund Interest				-
	<u>\$1,580.72</u>	<u>(69,561.40)</u>		<u>\$71,044.62</u>
<u>Pinal County Bank Balance</u>				
Ending Bank Balance as of: 6/30/2020		Balance from YTD Column		\$ 71,044.62 (E)
Less: Outstanding Warrants		Check #		
Plus: Deposits in Transit				
				<u>\$ 71,044.62</u>
Prepared by: <i>[Signature]</i> 7/1/2020				Balance per B/S \$ 71,044.62 (F)
Reviewed by: <i>[Signature]</i> 7/6/2020				Difference \$



Pinal County Treasurer

Monthly Statement

Date Range: 6/1/2020 to 6/30/2020

Account	Period	YTD		
<b>6116421410</b>	<b>Super Fire &amp; Med Debt Refunding Int Series 2018</b>			
Begin Balance:	(A) 139,025.30	41,798.03		
Income:	1,580.72	168,239.64		
LOC Advance:	.00	.00		
Expense:	(69,561.40)	(138,993.05)	LOC:	.00
LOC Payments:	.00	.00	Warrants Outstanding:	.00
Cash Balance:	(E) 71,044.62	71,044.62	End:	71,044.62

Monthly Statement Summary

Source Code	Description	MTDAmount	YTDAmount
<b>6116421410</b>	<b>Super Fire &amp; Med Debt Refunding Int Series 2018</b>	<b>Beginning Balance:</b> 139,025.30	41,798.03
11100.2018	2018 Real Estate Taxes	.06	1,170.06
11100.2019	2019 Real Estate Taxes	1,288.25	148,528.30
12100.2018	2018 Personal Property Taxes	(2.94)	199.50
12100.2019	2019 Personal Property Taxes	101.29	11,608.52
14100.0	Salt River Contribution	.00	4,503.48
18200.2007	2007 Taxes Transferred	.00	5.30
18200.2008	2008 Taxes Transferred	.00	5.15
18200.2009	2009 Taxes Transferred	.00	5.49
18200.2010	2010 Taxes Transferred	.00	10.93
18200.2011	2011 Taxes Transferred	3.03	20.62
18200.2012	2012 Taxes Transferred	.17	16.54
18200.2013	2013 Taxes Transferred	.64	23.59
18200.2014	2014 Taxes Transferred	1.85	44.14
18200.2015	2015 Taxes Transferred	(2.31)	54.59
18200.2016	2016 Taxes Transferred	4.76	241.03
18200.2017	2017 Taxes Transferred	(.70)	166.57
21100.40	Wells Fargo Bank Investment Interest	.00	13.51
21100.41	Wells Fargo Repo Investment Interest	.00	157.47
21100.43	Wells Fargo Trust Investment Interest	.02	8.55
21100.46	Wells Fargo Investment Investment Interest	40.73	299.57
21100.47	WF Money Market Investment Interest	4.56	29.78
21100.48	WF Brokerage Account Investment Interest	70.88	126.36
21100.55	Multi-Bank Securities Investment Interest	9.85	116.68
21100.70	Vining Sparks Investment Interest	49.91	685.88
21100.80	Stifel Nicolaus & Company Investment Interest	10.42	206.97
21100.90	PC Treasurer Reg Warrants Investment Interest	.25	.25
73750.0	Revenue Transfer	.00	(9.19)
90400.0	Refund Interest	.00	(1.14)
90810.0	Coupons Paid	(69,561.40)	(138,991.91)
	<b>Ending Balance:</b>	<b>71,044.62</b>	<b>71,044.62</b>

Handwritten notes: (C) \$1,394.00, (B) \$186.60, (D)

Monthly Statement Detail

Date	Notes	Doc #	Amount	C/D
<b>6116421410 Super Fire &amp; Med Debt Refunding Int Series 2018</b>			<b>Beginning Balance: 139,025.30</b>	
11100.2018	2018 Real Estate Taxes		Source Code Total: .06	
06/09	Tax Distribution	0	.02	C
06/17	Tax Distribution	0	.02	C
06/22	Tax Distribution	0	.02	C
11100.2019	2019 Real Estate Taxes		Source Code Total: 1,288.25	



Pinal County Treasurer

Monthly Statement

Date Range: 6/1/2020 to 6/30/2020

06/01	Tax Distribution	0	(1.97)	C
06/01	Tax Distribution	0	39.72	C
06/01	Tax Distribution	0	30.65	C
06/01	Tax Distribution	0	36.55	C
06/02	Tax Distribution	0	5.20	C
06/02	Tax Distribution	0	3.59	C
06/02	Tax Distribution	0	8.18	C
06/02	Tax Distribution	0	10.13	C
06/02	Tax Distribution	0	26.63	C
06/03	Tax Distribution	0	9.15	C
06/03	Tax Distribution	0	1.07	C
06/03	Tax Distribution	0	.51	C
06/03	Tax Distribution	0	193.36	C
06/04	Tax Distribution	0	7.48	C
06/04	Tax Distribution	0	.99	C
06/04	Tax Distribution	0	9.20	C
06/05	Tax Distribution	0	5.53	C
06/05	Tax Distribution	0	6.40	C
06/05	Tax Distribution	0	.74	C
06/08	Tax Distribution	0	20.96	C
06/08	Tax Distribution	0	5.90	C
06/08	Tax Distribution	0	7.98	C
06/08	Tax Distribution	0	35.98	C
06/09	Tax Distribution	0	.83	C
06/09	Tax Distribution	0	6.06	C
06/09	Tax Distribution	0	32.63	C
06/09	Tax Distribution	0	13.51	C
06/09	Tax Distribution	0	1.29	C
06/10	Tax Distribution	0	5.34	C
06/10	Tax Distribution	0	77.60	C
06/10	Tax Distribution	0	5.33	C
06/11	Tax Distribution	0	286.49	C
06/11	Tax Distribution	0	.19	C
06/11	Tax Distribution	0	106.91	C
06/11	Tax Distribution	0	26.77	C
06/12	Tax Distribution	0	.04	C
06/12	Tax Distribution	0	7.70	C
06/15	Tax Distribution	0	2.72	C
06/15	Tax Distribution	0	16.90	C
06/15	Tax Distribution	0	7.89	C
06/16	Tax Distribution	0	4.10	C
06/16	Tax Distribution	0	3.81	C
06/17	Tax Distribution	0	5.48	C
06/17	Tax Distribution	0	.52	C
06/17	Tax Distribution	0	5.25	C
06/17	Tax Distribution	0	20.33	C
06/18	Tax Distribution	0	2.77	C
06/18	Tax Distribution	0	19.61	C
06/19	Tax Distribution	0	44.92	C
06/19	Tax Distribution	0	.02	C
06/22	Tax Distribution	0	2.91	C
06/22	Tax Distribution	0	.23	C
06/22	Tax Distribution	0	.13	C
06/23	Tax Distribution	0	3.19	C
06/23	Tax Distribution	0	.13	C
06/24	Tax Distribution	0	4.43	C
06/24	Tax Distribution	0	2.42	C



Pinal County Treasurer

Monthly Statement

Date Range: 6/1/2020 to 6/30/2020

06/24 Tax Distribution	0	5.16	C
06/25 Tax Distribution	0	20.48	C
06/25 Tax Distribution	0	.49	C
06/25 Tax Distribution	0	.54	C
06/26 Tax Distribution	0	2.09	C
06/26 Tax Distribution	0	18.24	C
06/29 Tax Distribution	0	2.78	C
06/29 Tax Distribution	0	54.70	C
06/30 Tax Distribution	0	1.27	C
06/30 Tax Distribution	0	.12	C
<b>12100.2018 2018 Personal Property Taxes</b>		<b>Source Code Total: (2.94)</b>	
06/01 Tax Distribution	0	.05	C
06/02 Tax Distribution	0	1.48	C
06/03 Tax Distribution	0	.01	C
06/04 Tax Distribution	0	.53	C
06/04 Tax Distribution	0	.99	C
06/04 Tax Distribution	0	.06	C
06/05 Tax Distribution	0	.03	C
06/08 Tax Distribution	0	.02	C
06/08 Tax Distribution	0	.23	C
06/09 Tax Distribution	0	.09	C
06/09 Tax Distribution	0	.35	C
06/10 Tax Distribution	0	.12	C
06/11 Tax Distribution	0	.54	C
06/15 Tax Distribution	0	.14	C
06/16 Tax Distribution	0	.26	C
06/16 Tax Distribution	0	.06	C
06/17 Tax Distribution	0	.35	C
06/18 Tax Distribution	0	(.03)	C
06/19 Tax Distribution	0	.22	C
06/23 Tax Distribution	0	.21	C
06/24 Tax Distribution	0	1.04	C
06/25 Tax Distribution	0	.08	C
06/26 Tax Distribution	0	.45	C
06/29 Tax Distribution	0	.44	C
06/29 Tax Distribution	0	(10.64)	C
06/30 Tax Distribution	0	.16	C
06/30 Tax Distribution	0	(.21)	C
06/30 Tax Distribution	0	.03	C
<b>12100.2019 2019 Personal Property Taxes</b>		<b>Source Code Total: 101.29</b>	
06/01 Tax Distribution	0	6.60	C
06/01 Tax Distribution	0	7.61	C
06/01 Tax Distribution	0	.38	C
06/02 Tax Distribution	0	2.70	C
06/02 Tax Distribution	0	.62	C
06/02 Tax Distribution	0	6.19	C
06/02 Tax Distribution	0	(.16)	C
06/03 Tax Distribution	0	1.68	C
06/03 Tax Distribution	0	.34	C
06/03 Tax Distribution	0	7.14	C
06/04 Tax Distribution	0	.12	C
06/04 Tax Distribution	0	.87	C
06/04 Tax Distribution	0	3.66	C
06/04 Tax Distribution	0	2.60	C
06/04 Tax Distribution	0	2.43	C
06/05 Tax Distribution	0	.74	C
06/05 Tax Distribution	0	.44	C



Pinal County Treasurer

Monthly Statement

Date Range: 6/1/2020 to 6/30/2020

06/08 Tax Distribution	0	2.56	C
06/08 Tax Distribution	0	3.54	C
06/08 Tax Distribution	0	1.99	C
06/08 Tax Distribution	0	2.03	C
06/09 Tax Distribution	0	.29	C
06/09 Tax Distribution	0	.33	C
06/09 Tax Distribution	0	.04	C
06/09 Tax Distribution	0	1.05	C
06/10 Tax Distribution	0	1.88	C
06/10 Tax Distribution	0	.14	C
06/10 Tax Distribution	0	.63	C
06/11 Tax Distribution	0	2.31	C
06/12 Tax Distribution	0	.10	C
06/12 Tax Distribution	0	.81	C
06/12 Tax Distribution	0	.05	C
06/12 Tax Distribution	0	3.29	C
06/15 Tax Distribution	0	.68	C
06/15 Tax Distribution	0	.68	C
06/15 Tax Distribution	0	.33	C
06/16 Tax Distribution	0	.96	C
06/16 Tax Distribution	0	.56	C
06/16 Tax Distribution	0	1.28	C
06/16 Tax Distribution	0	.19	C
06/17 Tax Distribution	0	1.66	C
06/17 Tax Distribution	0	1.02	C
06/18 Tax Distribution	0	.44	C
06/18 Tax Distribution	0	(.05)	C
06/18 Tax Distribution	0	.58	C
06/19 Tax Distribution	0	.22	C
06/19 Tax Distribution	0	.06	C
06/22 Tax Distribution	0	5.26	C
06/22 Tax Distribution	0	.26	C
06/23 Tax Distribution	0	.34	C
06/23 Tax Distribution	0	1.04	C
06/23 Tax Distribution	0	.39	C
06/23 Tax Distribution	0	1.03	C
06/24 Tax Distribution	0	.53	C
06/24 Tax Distribution	0	2.32	C
06/25 Tax Distribution	0	.50	C
06/25 Tax Distribution	0	.15	C
06/26 Tax Distribution	0	1.41	C
06/26 Tax Distribution	0	2.96	C
06/26 Tax Distribution	0	1.83	C
06/29 Tax Distribution	0	3.81	C
06/30 Tax Distribution	0	.28	C
06/30 Tax Distribution	0	5.57	C
18200.2011 2011 Taxes Transferred		Source Code Total: 3.03	
06/10 MATURED DEBT SVC FR 6-11642-1408	0	3.03	C
18200.2012 2012 Taxes Transferred		Source Code Total: .17	
06/02 MATURED DEBT SVC FR 6-11642-1408	0	.17	C
18200.2013 2013 Taxes Transferred		Source Code Total: .64	
06/29 MATURED DEBT SVC FR 6-11642-1408	0	.64	C
18200.2014 2014 Taxes Transferred		Source Code Total: 1.85	
06/29 MATURED DEBT SVC FR 6-11642-1408	0	1.85	C
18200.2015 2015 Taxes Transferred		Source Code Total: (2.31)	
06/02 MATURED DEBT SVC FR 6-11642-1408	0	.42	C
06/10 MATURED DEBT SVC FR 6-11642-1408	0	.15	C



Pinal County Treasurer

Monthly Statement

Date Range: 6/1/2020 to 6/30/2020

06/11	MATURED DEBT SVC FR 6-11642-1408	0	.19	C
06/25	MATURED DEBT SVC FR 6-11642-1408	0	.35	C
06/29	MATURED DEBT SVC FR 6-11642-1408	0	(5.86)	C
06/29	MATURED DEBT SVC FR 6-11642-1408	0	1.56	C
06/29	MATURED DEBT SVC FR 6-11642-1408	0	1.71	C
06/30	MATURED DEBT SVC FR 6-11642-1408	0	(.83)	C
<b>18200.2016 2016 Taxes Transferred</b>			<b>Source Code Total: 4.76</b>	
06/02	MATURED DEBT SVC FR 6-11642-1408	0	1.56	C
06/02	MATURED DEBT SVC FR 6-11642-1408	0	1.14	C
06/08	MATURED DEBT SVC FR 6-11642-1408	0	3.39	C
06/10	MATURED DEBT SVC FR 6-11642-1408	0	.14	C
06/22	MATURED DEBT SVC FR 6-11642-1408	0	.21	C
06/25	MATURED DEBT SVC FR 6-11642-1408	0	.33	C
06/29	MATURED DEBT SVC FR 6-11642-1408	0	(3.74)	C
06/29	MATURED DEBT SVC FR 6-11642-1408	0	1.68	C
06/29	MATURED DEBT SVC FR 6-11642-1408	0	1.84	C
06/30	MATURED DEBT SVC FR 6-11642-1408	0	(.64)	C
06/30	MATURED DEBT SVC FR 6-11642-1408	0	(1.15)	C
<b>18200.2017 2017 Taxes Transferred</b>			<b>Source Code Total: (.70)</b>	
06/01	MATURED DEBT SVC FR 6-11642-1408	0	.34	C
06/02	MATURED DEBT SVC FR 6-11642-1408	0	.71	C
06/02	MATURED DEBT SVC FR 6-11642-1408	0	1.01	C
06/03	MATURED DEBT SVC FR 6-11642-1408	0	.15	C
06/04	MATURED DEBT SVC FR 6-11642-1408	0	.25	C
06/04	MATURED DEBT SVC FR 6-11642-1408	0	.33	C
06/05	MATURED DEBT SVC FR 6-11642-1408	0	.01	C
06/09	MATURED DEBT SVC FR 6-11642-1408	0	.22	C
06/10	MATURED DEBT SVC FR 6-11642-1408	0	.09	C
06/10	MATURED DEBT SVC FR 6-11642-1408	0	.44	C
06/11	MATURED DEBT SVC FR 6-11642-1408	0	.63	C
06/16	MATURED DEBT SVC FR 6-11642-1408	0	.05	C
06/23	MATURED DEBT SVC FR 6-11642-1408	0	.52	C
06/25	MATURED DEBT SVC FR 6-11642-1408	0	.31	C
06/29	MATURED DEBT SVC FR 6-11642-1408	0	(7.87)	C
06/29	MATURED DEBT SVC FR 6-11642-1408	0	1.55	C
06/29	MATURED DEBT SVC FR 6-11642-1408	0	1.71	C
06/30	MATURED DEBT SVC FR 6-11642-1408	0	(1.18)	C
06/30	MATURED DEBT SVC FR 6-11642-1408	0	.03	C
<b>21100.43 Wells Fargo Trust Investment Interest</b>			<b>Source Code Total: .02</b>	
06/02	Investment Interest	0	.02	C
<b>21100.46 Wells Fargo Investment Investment Interest</b>			<b>Source Code Total: 40.73</b>	
06/01	Investment Interest	0	8.34	C
06/01	Investment Interest	0	18.28	C
06/10	Investment Interest	0	.59	C
06/15	Investment Interest	0	13.52	C
<b>21100.47 WF Money Market Investment Interest</b>			<b>Source Code Total: 4.56</b>	
06/01	Investment Interest	0	4.56	C
<b>21100.48 WF Brokerage Account Investment Interest</b>			<b>Source Code Total: 70.88</b>	
06/19	Investment Interest	0	12.64	C
06/24	Investment Interest	0	8.34	C
06/24	Investment Interest	0	8.70	C
06/26	Investment Interest	0	19.19	C
06/29	Investment Interest	0	13.52	C
06/30	Investment Interest	0	8.49	C
<b>21100.55 Multi-Bank Securities Investment Interest</b>			<b>Source Code Total: 9.85</b>	
06/05	Investment Interest	0	9.85	C
<b>21100.70 Vining Sparks Investment Interest</b>			<b>Source Code Total: 49.91</b>	





Pinal County Treasurer

Monthly Statement

Date Range: 6/1/2020 to 6/30/2020

06/03	Investment Interest	0	4.69	C
06/04	Investment Interest	0	10.13	C
06/16	Investment Interest	0	11.25	C
06/19	Investment Interest	0	2.88	C
06/22	Investment Interest	0	9.10	C
06/23	Investment Interest	0	7.91	C
06/25	Investment Interest	0	3.95	C
21100.80	Stifel Nicolaus & Company Investment Interest		Source Code Total: 10.42	
06/05	Investment Interest	0	10.42	C
21100.90	PC Treasurer Reg Warrants Investment Interest		Source Code Total: .25	
06/30	Investment Interest	0	.25	C
90810.0	Coupons Paid		Source Code Total: (69,561.40)	
06/30	Debt Service REFB2018	0	(69,561.40)	D
6116421410 Super Fire & Med Debt Refunding Int Series 2018			<b>Ending Balance: 71,044.62</b>	

**Superstition Fire & Medical District**  
Balance Sheet  
As of 6/30/2020  
FUND: (600) Debt Retirement Interest Fund

**Assets**

**Current Assets**

Fund Cash - Debt Retirement Interest  
Total Current Assets

\$71,044.62

\$71,044.62

(F)

**Total Assets**

\$71,044.62

**Liabilities and Equity**

**Equity**

Fund Balance - Debt Retirement Interest  
Current Year Profit/Loss  
Total Equity

\$41,798.03  
29,246.59

71,044.62

**Total Liabilities and Equity**

\$71,044.62