



Superstition Fire & Medical District Balance Sheet - All Governmental Funds

For Fiscal: 2019-2020 Period Ending: 5/31/20

	100 General	150 Transport	200 Capital Projects	400 Special Revenue	500 Debt Principal	600 Debt Interest	Total
Current Assets							
10100 - FUND CASH	13,758,298.80	1,887,021.84	-	-	-	-	15,645,320.64
10150 - PAYROLL ACCOUNT	(10,833,939.53)	(1,542,773.48)	-	-	-	-	(12,376,713.01)
10200 - FUND CASH - CAPITAL PROJECTS	-	-	582,677.97	-	-	-	582,677.97
10400 - FUND CASH - SPECIAL REVENUE FUND	-	-	-	53,425.12	-	-	53,425.12
10500 - FUND CASH - DEBT RETIREMENT PRINCIPAL	-	-	-	-	788,593.94	-	788,593.94
10600 - FUND CASH - DEBT RETIREMENT INTEREST	-	-	-	-	-	139,025.30	139,025.30
11000 - PETTY CASH - ACCOUNTING	100.00	-	-	-	-	-	100.00
CASH SUBTOTAL	2,924,459.27	344,248.36	582,677.97	53,425.12	788,593.94	139,025.30	4,832,429.96
13000 - ACCOUNTS RECEIVABLE	-	-	-	-	-	-	-
13500 - PROPERTY TAXES RECEIVABLE	-	-	-	-	-	-	-
15000 - DUE FROM OTHER FUNDS	1,426,217.18	-	1,300,295.36	-	-	-	2,726,512.54
15500 - DEPOSIT	-	-	-	-	-	-	-
16000 - PREPAID ITEMS	-	-	-	-	-	-	-
Total Assets:	\$ 4,350,676.45	\$ 344,248.36	\$ 1,882,973.33	\$ 53,425.12	\$ 788,593.94	\$ 139,025.30	\$ 7,558,942.50
Current Liabilities							
21050 - ACCOUNTS PAYABLE	-	-	-	-	-	-	-
21250 - SALES TAX PAYABLE	308.20	32.74	-	176.40	-	-	517.34
21300 - FEDERAL INCOME WITHHOLDING	-	-	-	-	-	-	-
21400 - SOCIAL SECURITY WITHHOLDING	-	-	-	-	-	-	-
21450 - MEDICARE WITHHOLDING	-	-	-	-	-	-	-
21500 - STATE INCOME TAX WITHHOLDING	-	-	-	-	-	-	-
21660 - HEALTH SAVINGS ACCOUNT	-	-	-	-	-	-	-
21665 - HSA FEES (DUE 3RD PARTY)	-	-	-	-	-	-	-
21700 - PUBLIC SAFETY RETIREMENT	-	280.24	-	-	-	-	280.24
21725 - CIVILIAN EMPLOYEE RETIREMENT	-	-	-	-	-	-	-
21800 - PRE-TAX 457 PLAN	-	-	-	-	-	-	-
21925 - VOLUNTARY EMPLOYEE BENEFICIARY ASSOC	-	-	-	-	-	-	-
22200 - DISABILITY INS - VOLUNTARY LONG TERM	277.94	16.12	-	-	-	-	294.06
22300 - LIFE INS - VOLUNTARY SUPPLEMENTAL	221.72	(5.14)	-	-	-	-	216.58
24000 - AFLAC	-	-	-	-	-	-	-
25000 - DUE TO OTHER FUNDS	-	2,726,512.54	-	-	-	-	2,726,512.54
26000 - DEFERRED REVENUE	-	-	-	-	-	-	-
26550 - ACCRUED PAYROLL & RELATED BENEFITS	-	-	-	-	-	-	-
Total Liabilities:	807.86	2,726,836.50	-	176.40	-	-	2,727,820.76
Equity							
31000 - FUND BALANCE	2,948,224.26	(2,427,130.75)	2,013,838.92	48,437.86	239,897.27	41,798.03	2,865,065.59
Beginning Equity:	2,948,224.26	(2,427,130.75)	2,013,838.92	48,437.86	239,897.27	41,798.03	2,865,065.59
CURRENT YEAR PROFIT / LOSS	1,401,644.33	44,542.61	(130,865.59)	4,810.86	548,696.67	97,227.27	1,966,056.15
Total Current Liabilities and Equity:	\$ 4,350,676.45	\$ 344,248.36	\$ 1,882,973.33	\$ 53,425.12	\$ 788,593.94	\$ 139,025.30	\$ 7,558,942.50



Superstition Fire & Medical District Cash Flow - All Governmental Funds

May 31, 2020

Month	Status	Beginning			Variance	Ending
		Cash Balance	Revenues	Expenditures		Cash Balance
July	Actual	\$ 2,865,066	\$ 445,637	\$ 1,320,399	\$ (874,762)	\$ 1,990,303
August	Actual	\$ 1,990,303	\$ 448,778	\$ 1,396,057	\$ (947,280)	\$ 1,043,024
September	Actual	\$ 1,043,024	\$ 1,248,107	\$ 1,437,541	\$ (189,433)	\$ 853,590
October	Actual	\$ 853,590	\$ 6,192,259	\$ 1,454,719	\$ 4,737,540	\$ 5,591,131
November	Actual	\$ 5,591,131	\$ 1,609,921	\$ 1,886,205	\$ (276,284)	\$ 5,314,847
December	Actual	\$ 5,314,847	\$ 2,131,360	\$ 1,330,005	\$ 801,355	\$ 6,116,203
January	Actual	\$ 6,116,203	\$ 718,790	\$ 1,431,399	\$ (712,609)	\$ 5,403,594
February	Actual	\$ 5,403,594	\$ 774,409	\$ 2,054,612	\$ (1,280,203)	\$ 4,123,391
March	Actual	\$ 4,123,391	\$ 880,893	\$ 1,810,138	\$ (929,245)	\$ 3,194,146
April	Actual	\$ 3,194,146	\$ 3,723,997	\$ 1,351,410	\$ 2,372,588	\$ 5,566,733
May	Actual	\$ 5,566,733	\$ 1,090,631	\$ 1,824,934	\$ (734,303)	\$ 4,832,430
June	Projected	\$ 4,832,430	\$ 403,067	\$ 2,101,955	\$ (1,698,888)	\$ 3,133,542

Per Arizona Revised Statute (ARS) §48-807(O), the District must produce a Cash Flow Projection Report each fiscal year. This was a new requirement effective September 13, 2013.

The Cash Flow report consists of the combined cash balances of all District Funds. These balances includes the General (100) Fund, Rescue Transport (150), Capital Projects (200) Fund, Bond Proceeds (300) Fund, Special Revenue (400) Fund, CCU Grant (450) Fund, Debt Principal (500) Fund, and Debt Interest (600) Fund.

The first half of the fiscal year's property taxes is due between October 1 and November 1, and the second half is due between March 1 and May 1. Consequently, during the early months of the fiscal year, Capital Projects fund may be utilized to off-set low revenue collections period, but are returned to the Capital Fund when revenue flows increase.

The Cash Flow Projection Report is to be updated monthly with the actual revenues deposited into and expenditures disbursed from the District' cash accounts. It is important to note that the revenues and expenditures are reported here on a Cash Basis.

This report is generated to demonstrate that the Fire District maintains sufficient cash available to satisfy the projected expenditures budgeted over the course of the fiscal year. Close attention should be paid to the Ending Cash Balance columns of this report.

The projections above were derived from an analysis of the District's actual revenues and expenditures for the past three fiscal years and the current year's approved budget. They are to be used as a guide in financial planning. For more detailed information regarding revenues, expenditures, and cash accounts, please refer to the District's Monthly Financial Statements, Warrants Register, and Bank Statements.



Superstition Fire & Medical District Income Statement Summary

For Fiscal: 2019-2020 Period Ending: 5/31/20

	Original Total Budget	Current Month Actual	YTD Actual Activity	Forecasted Remaining Budget	% Budget Remaining
Fund: 100 - GENERAL					
Revenues					
DIRECT TAXES	13,588,758.00	493,369.90	13,525,463.22	63,294.78	0.5%
OTHER TAXES	487,023.00	196,785.71	477,941.73	9,081.27	1.9%
CHARGES FOR SERVICES	646,444.00	18,192.55	403,326.91	243,117.09	37.6%
COMMUNITY HEALTH SERVICES	3,000.00	-	2,542.45	457.55	15.3%
OTHER INCOME	40,000.00	4,285.15	44,426.67	(4,426.67)	-11.1%
INTERGOVERNMENTAL INCOME	4,000.00	900.00	6,904.96	(2,904.96)	-72.6%
OTHER FINANCING SOURCES (USES)	-	-	-	-	0.0%
Revenue Total:	\$ 14,769,225.00	\$ 713,533.31	\$ 14,460,605.94	\$ 308,619.06	2.1%
Expenditures					
ADMINISTRATIVE SERVICES	5,818,695.00	570,564.32	5,128,717.00	689,978.00	11.9%
FINANCIAL SERVICES / RESERVES	1,816,695.89	184.70	3,288.82	1,813,407.07	99.8%
TRAINING SERVICES	47,835.00	-	17,190.23	30,644.77	64.1%
TECHNICAL SERVICES	615,372.00	44,796.31	455,215.79	160,156.21	26.0%
COMMUNICATION SERVICES	207,868.00	24,303.25	179,331.13	28,536.87	13.7%
EMERGENCY SERVICES	7,844,727.00	844,692.02	7,172,785.71	671,941.29	8.6%
COMMUNITY SERVICES	112,883.00	10,652.93	102,432.93	10,450.07	9.3%
Expenditures Total:	16,464,075.89	1,495,193.53	13,058,961.61	3,405,114.28	20.7%
Net Financial Sources (Uses)	\$ (1,694,850.89)	\$ (781,660.22)	\$ 1,401,644.33	\$ (3,096,495.22)	
Beginning Unrestricted Fund Balance July 1, 2019	1,694,850.89				



Superstition Fire & Medical District Expenditures - Summary

For Fiscal: 2019-2020 Period Ending: 5/31/20

	Original Total Budget	Current Month Actual	YTD Actual Activity	Forecasted Remaining Budget	% Budget Remaining
Fund: 100 - GENERAL OPERATING					
DIVISION 10: ADMINISTRATIVE SERVICES					
Compensation & Benefits					
Compensation	627,348.00	71,033.69	579,327.56	48,020.44	7.7% ●
Employer Provided Benefits	3,933,378.00	347,319.04	3,512,986.14	420,391.86	10.7% ●
Operating Expenditures					
Equipment & Machinery	-	-	-	-	0.0% ●
Parts & Supplies	457,455.00	28,654.03	336,785.76	120,669.24	26.4% ●
Facility Services	245,686.00	14,810.59	189,267.24	56,418.76	23.0% ●
Operating Services	114,024.00	4,394.94	99,263.11	14,760.89	12.9% ●
Professional Services	440,804.00	104,352.03	411,087.19	29,716.81	6.7% ●
Financial Services	1,816,695.89	184.70	3,288.82	1,813,407.07	99.8% ●
Training Services	47,835.00	-	17,190.23	30,644.77	64.1% ●
TOTAL ADMINISTRATIVE SERVICES	7,683,225.89	570,749.02	5,149,196.05	2,534,029.84	33.0% ●
DIVISION 20: TECHNICAL SERVICES					
Compensation	312,652.00	27,617.52	233,809.04	78,842.96	25.2% ●
Operating Expenditures					
Equipment & Machinery	3,200.00	675.00	3,634.40	(434.40)	-13.6% ●
Operating Supplies	169,715.00	11,356.32	118,552.19	51,162.81	30.1% ●
Parts & Supplies	105,255.00	4,041.60	76,345.50	28,909.50	27.5% ●
Professional Services	16,550.00	1,105.87	21,665.38	(5,115.38)	-30.9% ●
Training Services	8,000.00	-	1,209.28	6,790.72	84.9% ●
TOTAL TECHNICAL SERVICES	615,372.00	44,796.31	455,215.79	160,156.21	26.0% ●
DIVISION 30: COMMUNICATIONS SERVICES					
Operating Expenditures					
Parts & Supplies	1,650.00	906.20	1,957.37	(307.37)	-18.6% ●
Facility Services	6,000.00	371.33	4,084.63	1,915.37	31.9% ●
Operating Services	73,948.00	3,103.12	51,124.91	22,823.09	30.9% ●
Professional Services	126,270.00	19,922.60	122,164.22	4,105.78	3.3% ●
TOTAL COMMUNICATION SERVICES	207,868.00	24,303.25	179,331.13	28,536.87	13.7% ●
DIVISION 40: EMERGENCY SERVICES					
Compensation	7,579,839.00	823,687.58	6,958,477.51	621,361.49	8.2% ●
Operating Expenditures					
Equipment & Machinery	21,833.00	666.84	13,309.73	8,523.27	39.0% ●
Operating Supplies	94,850.00	11,168.61	70,554.00	24,296.00	25.6% ●
Parts & Supplies	52,985.00	6,527.53	44,326.43	8,658.57	16.3% ●
Operating Services	13,000.00	869.96	9,659.68	3,340.32	25.7% ●
Professional Services	61,187.00	1,771.50	57,946.72	3,240.28	5.3% ●
Training Services	21,033.00	-	18,511.64	2,521.36	12.0% ●
TOTAL EMERGENCY SERVICES	7,844,727.00	844,692.02	7,172,785.71	671,941.29	8.6% ●
DIVISION 50: COMMUNITY SERVICES / FIRE PREVENTION					
Compensation	86,843.00	10,020.39	79,936.32	6,906.68	8.0% ●
Operating Expenditures					
Operating Supplies	2,000.00	-	1,626.84	373.16	18.7% ●
Parts & Supplies	3,000.00	-	1,335.38	1,664.62	55.5% ●
Operating Services	2,000.00	632.54	3,405.74	(1,405.74)	-70.3% ●
Professional Services	13,800.00	-	12,096.57	1,703.43	12.3% ●
Training Services	5,240.00	-	4,032.08	1,207.92	23.1% ●
TOTAL COMMUNITY SERVICES / FIRE PREVENTION	112,883.00	10,652.93	102,432.93	10,450.07	9.3% ●
GRAND TOTAL GENERAL FUND	\$ 16,464,075.89	\$ 1,495,193.53	\$ 13,058,961.61	\$ 3,405,114.28	20.7% ●



Superstition Fire & Medical District Income Statement - Detail

For Fiscal: 2019-2020 Period Ending: 5/31/20

		Original Total Budget	Current Month Actual	YTD Actual Activity	Forecasted Remaining Budget	% Budget Remaining
Revenue						
Direct Taxes						
100-10-41000-10	REAL & SECURED PROPERTY TAXES	12,207,629.00	435,434.58	12,132,574.00	75,055.00	0.6%
100-10-41050-10	UNSECURED PERS PROPERTY TAXES	992,035.00	50,868.03	990,765.65	1,269.35	0.1%
100-10-41075-10	REFUNDED TAXES	(25,000.00)	(265.36)	(18,169.49)	(6,830.51)	27.3%
100-10-41080-10	MARICOPA COUNTY PROPERTY TAXES	14,094.00	7,332.65	20,293.06	(6,199.06)	-44.0%
100-10-41100-10	FIRE DISTRICT ASSISTANCE TAX	400,000.00	-	400,000.00	-	0.0%
	Subtotal	13,588,758.00	493,369.90	13,525,463.22	63,294.78	0.5%
Other Taxes						
100-10-41200-10	SRP CONTRIBUTIONS	367,023.00	182,722.91	365,445.82	1,577.18	0.4%
100-10-41300-10	INSURANCE PREMIUM TAX	120,000.00	14,062.80	112,495.91	7,504.09	6.3%
	Total Tax Revenue	14,075,781.00	690,155.61	14,003,404.95	72,376.05	0.5%
Charges for Services						
100-10-42025-41	RTC COST RECOVERY	40,000.00	3,288.00	36,508.00	3,492.00	8.7%
100-10-42050-41	OTHER EMS PAYMENTS	7,444.00	-	-	7,444.00	100.0%
100-10-42075-41	EMS CONTRACTS	53,000.00	-	37,334.93	15,665.07	29.6%
100-10-42078-12	FIRE CONTRACTS	5,000.00	-	-	5,000.00	100.0%
100-10-42200-41	MISCELLANEOUS CONTRACTS	7,000.00	758.72	8,139.07	(1,139.07)	-16.3%
100-10-42500-50	SELF INSPECTION FEES	3,000.00	20.00	2,780.00	220.00	7.3%
100-10-42600-15	COPIES (FIRE REPORTS, ETC.)	1,000.00	100.00	1,320.00	(320.00)	-32.0%
100-10-42700-50	PERMITS	14,000.00	1,000.00	14,400.00	(400.00)	-2.9%
100-10-43100-12	STATE LAND FIRE PAYMENTS	450,000.00	1,194.16	245,350.96	204,649.04	45.5%
100-10-43200-20	OUTSIDE FLEET MAINTENANCE	66,000.00	11,831.67	57,493.95	8,506.05	12.9%
100-10-43300-50	INTERGOVERNMENTAL - PLAN REVIEW FEES	4,000.00	900.00	6,904.96	(2,904.96)	-72.6%
	Total Charges for Services	650,444.00	19,092.55	410,231.87	240,212.13	36.9%
Community Health Services						
100-10-43500-41	CPR / FIRST AID CLASSES	3,000.00	-	2,542.45	457.55	15.3%
Other Income						
100-10-45700-10	INVESTMENT EARNINGS	30,000.00	4,185.15	42,288.22	(12,288.22)	-41.0%
100-10-45800-10	COBRA REIMBURSEMENT INCOME	-	-	1,967.05	(1,967.05)	0.0%
100-10-45900-10	OTHER INCOME	10,000.00	100.00	171.40	9,828.60	98.3%
100-10-46700-10	CM GRANT REIMBURSEMENT INCOME	-	-	-	-	100.0%
	Total Charges for Services	40,000.00	4,285.15	44,426.67	(4,426.67)	-11.1%
Other Financing Sources (Uses)						
100-80-48020-04	TRANSFER IN (400 Fund)	-	-	-	-	0.0%
100-80-48020-10	TRANSFER IN	-	-	-	-	0.0%
100-80-48100-04	TRANSFER OUT (400 Fund)	-	-	-	-	0.0%
100-80-48100-05	TRANSFER OUT (450 Fund)	-	-	-	-	0.0%
100-90-49500-10	DISTRICT EQUIPMENT SALES	-	-	-	-	0.0%
	Total Financing Sources (Uses)	-	-	-	-	0.0%
Revenue Total:		\$ 14,769,225.00	\$ 713,533.31	\$ 14,460,605.94	\$ 308,619.06	2.1%

Expense

DIVISION 10: ADMINISTRATIVE SERVICES

		Original	Current Month	YTD Actual Activity	Forecasted	% Budget
Wages						
100-10-50000-10	FIRE CHIEF	146,782.00	16,936.35	135,345.08	11,436.92	7.8%
100-10-50010-10	ADMIN SERVICES STAFF	468,932.00	52,755.47	432,727.66	36,204.34	7.7%
100-10-52510-10	WAGE ALLOWANCE (CELL PHONES)	9,934.00	810.60	6,982.81	2,951.19	29.7%
100-10-52700-10	ADMIN SERVICES STAFF OVERTIME	1,700.00	531.27	4,272.01	(2,572.01)	-151.3%
	Subtotal	627,348.00	71,033.69	579,327.56	48,020.44	7.7%
Employer Provided Benefits						
100-10-53710-10	PENSION (PSPRS)	2,092,671.00	229,737.73	1,900,762.57	191,908.43	9.2%
100-10-53760-10	PENSION (ASRS)	116,425.00	12,687.39	102,579.53	13,845.47	11.9%
100-10-53770-10	BENEFIT CONTRIBUTIONS	1,332,650.00	152,197.35	1,220,349.02	112,300.98	8.4%
100-10-53799-10	SAFER GRANT BENEFIT REIMBURSEMENT	(196,520.00)	(36,907.40)	(171,406.57)	(25,113.43)	12.8%
100-10-53810-10	SOCIAL SECURITY	58,273.00	6,473.24	52,468.79	5,804.21	10.0%
100-10-53830-10	MEDICARE	129,805.00	14,460.61	119,254.71	10,550.29	8.1%
100-10-53860-10	INDUSTRIAL INSURANCE	160,547.00	(112.85)	191,536.98	(30,989.98)	-19.3%
100-10-53870-10	INDUSTRIAL INSURANCE - VOLUNTEERS	-	-	-	-	0.0%
100-10-53890-10	UNEMPLOYMENT	-	-	-	-	0.0%
100-10-53910-10	MEDICAL INSURANCE	-	(26,838.48)	64,726.02	(64,726.02)	0.0%
100-10-53920-10	DENTAL INSURANCE	-	(4,887.12)	2,583.27	(2,583.27)	0.0%
100-10-53930-10	VISION INSURANCE	-	(305.51)	735.49	(735.49)	0.0%
100-10-53940-10	EMPLOYEE ASSISTANCE PROGRAM	9,907.00	814.08	9,753.60	153.40	1.5%
100-10-53950-10	LIFE INSURANCE	10,320.00	-	9,295.20	1,024.80	9.9%
100-10-53960-10	CANCER INSURANCE FUND (PSPRS)	4,700.00	-	4,700.00	-	0.0%
100-10-53965-10	COBRA (REIMBURSABLE)	-	-	4,683.10	(4,683.10)	0.0%
100-10-53990-10	EARNED LEAVE BUYOUT (ELBO) PROGRAM	207,763.00	-	950.65	206,812.35	99.5%



Superstition Fire & Medical District Income Statement - Detail

For Fiscal: 2019-2020 Period Ending: 5/31/20

	Original Total Budget	Current Month Actual	YTD Actual Activity	Forecasted Remaining Budget	% Budget Remaining	
100-10-53992-10	EARNED LEAVE BUYOUT PROGRAM - FICA	6,837.00	-	13.78	6,823.22	99.8%
100-10-53997-10	EARNED LEAVE SEPARATION (ELSP) PROGRAM	-	-	-	-	0.0%
100-10-53998-10	EARNED LEAVE SEPARATION PROGRAM - FICA	-	-	-	-	0.0%
Subtotal	3,933,378.00	347,319.04	3,512,986.14	420,391.86	10.7%	
Admin Services Compensation & Benefits Total:	4,560,726.00	418,352.73	4,092,313.70	468,412.30	10.3%	
Equipment & Machinery						
100-10-54050-08	COMPUTER SOFTWARE	-	-	-	-	0.0%
Subtotal	-	-	-	-	0.0%	
Operating Supplies / Parts & Supplies						
100-10-55060-08	COMPUTER / PRINTER SUPPLIES & MAINTENANCE	-	1,676.26	16,943.77	(16,943.77)	0.0%
100-10-55340-20	IGA PARTS & SUPPLIES - FLORENCE	27,000.00	4,548.39	20,143.67	6,856.33	25.4%
100-10-55341-12	IGA - STATE LAND REIMBURSABLE EXPENSES	22,750.00	-	9,571.51	13,178.49	57.9%
100-10-55342-12	STATE LAND / SHIFT COVERAGE	214,100.00	9,709.07	127,016.93	87,083.07	40.7%
100-10-55343-20	IGA SERVICES WAGES (INTERGOVERNMENTAL)	15,000.00	3,925.01	13,654.23	1,345.77	9.0%
100-10-55345-41	CONTRACTED SPECIAL EVENTS OVERTIME	38,225.00	-	20,107.85	18,117.15	47.4%
100-10-55550-12	OFFICE FURNITURE & EQUIP, PARTS & SUPPLIES	11,500.00	1,142.37	15,027.06	(3,527.06)	-30.7%
100-10-55670-50	VOLUNTEER EXPENSES	200.00	-	-	200.00	100.0%
100-10-56340-12	CLEANING SUPPLIES	17,380.00	2,370.14	16,436.71	943.29	5.4%
100-10-56600-12	FACILITY MAINTENANCE	21,700.00	2,205.02	21,863.13	(163.13)	-0.8%
100-10-56860-12	FOOD / BEVERAGES	700.00	31.58	576.76	123.24	17.6%
100-10-57100-12	OFFICE SUPPLIES	7,000.00	(290.29)	5,247.09	1,752.91	25.0%
100-10-57200-12	POSTAGE / DELIVERY SERVICES	2,000.00	15.49	1,415.53	584.47	29.2%
100-10-57220-12	POSTAGE METER RENTAL / SUPPLIES	500.00	-	187.37	312.63	62.5%
100-10-57440-12	PROFESSIONAL PUBLICATIONS / SUBSCRIPTIONS	1,300.00	-	-	1,300.00	100.0%
100-10-57600-12	HONOR GUARD	2,000.00	232.89	342.89	1,657.11	82.9%
100-10-57620-12	REWARDS / RECOGNITION / FLOWERS SUPPLIES	3,950.00	-	4,055.64	(105.64)	-2.7%
100-10-57640-12	VOLUNTEER RECOGNITION	-	-	-	-	0.0%
100-10-57660-12	PEER SUPPORT	200.00	-	-	200.00	100.0%
100-10-58000-12	UNIFORMS (CIVILIAN)	5,400.00	514.99	3,022.64	2,377.36	44.0%
100-10-58020-12	UNIFORMS - CLASS A / NEW HIRES	-	(2,648.11)	10,260.88	(10,260.88)	0.0%
100-10-58080-12	UNIFORMS (GOVERNING BOARD)	250.00	-	134.97	115.03	46.0%
100-10-58100-12	UNIFORMS (PUBLIC SAFETY)	65,800.00	5,221.22	50,777.13	15,022.87	22.8%
100-10-58150-12	UNIFORMS (VOLUNTEERS)	500.00	-	-	500.00	100.0%
Subtotal	457,455.00	28,654.03	336,785.76	120,669.24	26.4%	
Facility Services						
100-10-59000-12	FACILITIES RENT	30,000.00	2,500.00	27,500.00	2,500.00	8.3%
100-10-59020-12	ELECTRICITY	100,000.00	4,196.59	68,845.04	31,154.96	31.2%
100-10-59040-12	FACILITY PROJECTS	60,000.00	4,580.26	48,465.23	11,534.77	19.2%
100-10-59060-12	NATURAL GAS	5,928.00	143.50	5,061.52	866.48	14.6%
100-10-59100-08	PHONE	20,462.00	1,067.43	15,432.59	5,029.41	24.6%
100-10-59160-12	WATER SOFTENER SUPPLIES	5,700.00	498.85	5,039.27	660.73	11.6%
100-10-59180-12	SEWER / SEPTIC	4,212.00	271.40	2,207.26	2,004.74	47.6%
100-10-59200-12	WATER	19,384.00	1,552.56	16,716.33	2,667.67	13.8%
Subtotal	245,686.00	14,810.59	189,267.24	56,418.76	23.0%	
Operating Services						
100-10-60180-08	COPIER MAINTENANCE & SUPPLIES	4,000.00	158.41	3,623.19	376.81	9.4%
100-10-60230-12	DOCUMENT DISPOSAL SERVICES	500.00	46.64	229.96	270.04	54.0%
100-10-60240-12	EXTERMINATING	3,500.00	-	2,356.27	1,143.73	32.7%
100-10-60310-08	INTERNET	72,000.00	376.01	62,728.41	9,271.59	12.9%
100-10-60320-12	LANDSCAPING	2,980.00	1,183.32	2,366.64	613.36	20.6%
100-10-60580-12	REFUSE COLLECTION	4,500.00	549.18	3,070.16	1,429.84	31.8%
100-10-60600-12	SECURITY & ALARM SYSTEMS	7,500.00	-	5,783.83	1,716.17	22.9%
100-10-60620-08	INDIVIDUAL SOFTWARE LICENSING	5,700.00	900.29	5,598.37	101.63	1.8%
100-10-60630-08	SYSTEM SERVER HOSTING	4,719.00	264.33	3,258.84	1,460.16	30.9%
100-10-60740-12	WATER & ICE (DRINKING)	8,625.00	916.76	10,247.44	(1,622.44)	-18.8%
Subtotal	114,024.00	4,394.94	99,263.11	14,760.89	12.9%	
Professional Services						
100-10-61010-08	ACCREDITATION	12,500.00	-	1,205.00	11,295.00	90.4%
100-10-61020-12	ADMIN MEDICAL DIRECTOR - CONTRACT	30,000.00	-	22,500.00	7,500.00	25.0%
100-10-61060-12	NEW HIRE HR ADVERTISING	-	-	-	-	0.0%
100-10-61100-12	BACKGROUND INVESTIGATION / CREDIT REPORTING	-	-	60.00	(60.00)	0.0%
100-10-61160-08	COMPUTER INFO SYSTEMS MAINT CONTRACT	22,000.00	-	-	22,000.00	100.0%
100-10-61170-08	CIS WEB HOSTING / DOMAINS / CERTIFICATES	2,000.00	172.65	1,775.39	224.61	11.2%
100-10-61200-12	NEW HIRE HR TESTING	6,500.00	-	6,723.08	(223.08)	-3.4%
100-10-61250-12	FIRE CHIEF SEARCH CONTINGENCY	25,000.00	-	-	25,000.00	100.0%
100-10-61260-12	CPA AUDIT SERVICES	13,000.00	-	13,000.00	-	0.0%
100-10-61300-12	LABOR RELATIONS CONSULTING / CONFERENCES	5,333.00	-	6,099.68	(766.68)	-14.4%
100-10-61700-12	VEHICLE / PROPERTY / LIABILITY INSURANCE	117,771.00	33,104.00	126,021.04	(8,250.04)	-7.0%
100-10-61860-12	GOVERNING BOARD LEGAL SERVICES	20,000.00	14,771.44	23,777.18	(3,777.18)	-18.9%



Superstition Fire & Medical District Income Statement - Detail

For Fiscal: 2019-2020 Period Ending: 5/31/20

	Original Total Budget	Current Month Actual	YTD Actual Activity	Forecasted Remaining Budget	% Budget Remaining
100-10-61880-12 HR / INVESTIGATION LEGAL SERVICES	10,000.00	5,340.00	33,190.50	(23,190.50)	● -231.9%
100-10-61920-12 MEDICAL EXAM SERVICES	110,000.00	50,000.00	108,780.00	1,220.00	● 1.1%
100-10-61960-12 TEMP PERSONNEL - OUTSIDE SERVICES	-	-	-	-	● 0.0%
100-10-62020-12 PRINTING / PUBLISHING SERVICES	2,500.00	210.94	2,366.97	133.03	● 5.3%
100-10-62060-12 PROFESSIONAL ORGANIZATIONS / MEMBERSHIP	5,000.00	-	2,405.16	2,594.84	● 51.9%
100-10-62105-08 GLOBAL SOFTWARE LICENSING	59,200.00	753.00	63,183.19	(3,983.19)	● -6.7%
Subtotal	440,804.00	104,352.03	411,087.19	29,716.81	● 6.7%
Financial Services					
100-10-63000-10 ADMIN FEES, BONDS & LEASES	1,000.00	184.70	1,185.11	(185.11)	● -18.5%
100-10-63100-10 FEES (RECORD / FILING / PERMIT)	100.00	-	173.81	(73.81)	● -73.8%
100-10-63140-10 INTEREST & FINANCE CHARGES	2,000.00	-	1,929.90	70.10	● 3.5%
100-10-63150-10 FINANCIAL RESERVE	1,813,595.89	-	-	1,813,595.89	● 100.0%
Subtotal	1,816,695.89	184.70	3,288.82	1,813,407.07	● 99.8%
Training Services					
100-10-64020-12 ADMINISTRATIVE TRAINING / CONFERENCES	2,500.00	-	4,054.67	(1,554.67)	● -62.2%
100-10-64040-12 BOARD OF DIRECTORS TRAINING	1,000.00	-	1,105.16	(105.16)	● -10.5%
100-10-64060-12 COLLEGE TUITION REIMBURSEMENT	44,335.00	-	12,030.40	32,304.60	● 72.9%
Subtotal	47,835.00	-	17,190.23	30,644.77	● 64.1%
Administrative Services Operating Expense Total:	3,122,499.89	152,396.29	1,056,882.35	2,065,617.54	● 66.2%
TOTAL ADMINISTRATIVE SERVICES	7,683,225.89	570,749.02	5,149,196.05	2,534,029.84	● 33.0%

DIVISION 20: TECHNICAL SERVICES

	Original Total Budget	Current Month Actual	YTD Actual Activity	Forecasted Remaining Budget	% Budget Remaining
Wages					
100-20-50020-10 FLEET & FACILITIES STAFF	305,152.00	27,348.70	232,680.34	72,471.66	● 23.7%
100-20-52700-20 FLEET & FACILITIES STAFF OVERTIME	7,500.00	268.82	1,128.70	6,371.30	● 85.0%
Technical Services Wages Total:	312,652.00	27,617.52	233,809.04	78,842.96	● 25.2%
Equipment & Machinery					
100-20-54050-20 DIAGNOSTIC SOFTWARE	3,200.00	675.00	3,634.40	(434.40)	● -13.6%
Operating Supplies					
100-20-55400-20 MECHANICAL EQUIPMENT, PARTS & SUPPLIES	6,000.00	-	4,718.50	1,281.50	● 21.4%
100-20-55580-20 TIRES	69,500.00	5,331.16	33,424.21	36,075.79	● 51.9%
100-20-55620-20 VEHICLE PARTS	94,215.00	6,025.16	80,409.48	13,805.52	● 14.7%
Subtotal	169,715.00	11,356.32	118,552.19	51,162.81	● 30.1%
Parts & Supplies					
100-20-56800-20 FLUIDS (ANTIFREEZE, BRAKE, TRANSMISSION)	6,310.00	-	5,022.55	1,287.45	● 20.4%
100-20-56880-20 FUEL - DIESEL	68,445.00	2,905.86	48,261.22	20,183.78	● 29.5%
100-20-56900-20 FUEL - UNLEADED	14,600.00	578.70	13,476.85	1,123.15	● 7.7%
100-20-57060-20 MISCELLANEOUS SHOP SUPPLIES	7,740.00	498.61	6,637.44	1,102.56	● 14.2%
100-20-57140-20 ENGINE OIL	6,900.00	-	2,350.89	4,549.11	● 65.9%
100-20-58120-20 UNIFORMS & TOWELS (TECHNICAL SERVICES)	1,260.00	58.43	596.55	663.45	● 52.7%
Subtotal	105,255.00	4,041.60	76,345.50	28,909.50	● 27.5%
Professional Services					
100-20-61460-20 HAZARDOUS WASTE DISPOSAL	600.00	-	226.02	373.98	● 62.3%
100-20-61820-20 LADDER TESTING & CERT - AERIAL & GROUND	3,450.00	272.34	3,447.14	2.86	● 0.1%
100-20-62140-20 REPAIR & MAINTENANCE - FLEET	12,500.00	833.53	17,992.22	(5,492.22)	● -43.9%
Subtotal	16,550.00	1,105.87	21,665.38	(5,115.38)	● -30.9%
Training Services					
100-20-64470-20 FLEET SERVICES TRAINING	8,000.00	-	1,209.28	6,790.72	● 84.9%
Technical Services Operating Expense Total:	302,720.00	17,178.79	221,406.75	81,313.25	● 26.9%
TOTAL TECHNICAL SERVICES	615,372.00	44,796.31	455,215.79	160,156.21	● 26.0%



Superstition Fire & Medical District Income Statement - Detail

For Fiscal: 2019-2020 Period Ending: 5/31/20

		Original Total Budget	Current Month Actual	YTD Actual Activity	Forecasted Remaining Budget	% Budget Remaining
DIVISION 30: COMMUNICATIONS SERVICES						
Parts & Supplies						
100-30-56040-15	BATTERIES - ELECTRONICS (PORTABLE BATTERIES)	1,400.00	906.20	1,940.94	(540.94)	🔴 -38.6%
100-30-57590-15	RADIO EQUIPMENT SUPPLIES	250.00	-	16.43	233.57	🟢 93.4%
	Subtotal	1,650.00	906.20	1,957.37	(307.37)	🔴 -18.6%
Facility Services						
100-30-59080-15	PHONE / E - 911 COMM CIRCUITS	6,000.00	371.33	4,084.63	1,915.37	🟢 31.9%
Operating Services						
100-30-60020-15	TOPAZ / G2 MAINTENANCE	18,000.00	326.00	7,971.99	10,028.01	🟢 55.7%
100-30-60340-08	MCT MAINTENANCE	18,948.00	-	15,126.64	3,821.36	🟢 20.2%
100-30-60350-08	MOBILE DATA OPERATIONS	27,000.00	2,777.12	27,576.28	(576.28)	🔴 -2.1%
100-30-60560-15	RADIO INFORMATION SYSTEMS MAINTENANCE	10,000.00	-	450.00	9,550.00	🟢 95.5%
	Subtotal	73,948.00	3,103.12	51,124.91	22,823.09	🟢 30.9%
Professional Services						
100-30-61440-15	DISPATCH SERVICES - MFMD	126,270.00	19,922.60	122,164.22	4,105.78	🟡 3.3%
TOTAL COMMUNICATIONS SERVICES		207,868.00	24,303.25	179,331.13	28,536.87	🟢 13.7%
DIVISION 40: EMERGENCY SERVICES						
Wages						
100-40-50040-10	ASSISTANT CHIEFS	261,983.00	30,228.79	241,585.27	20,397.73	🟡 7.8%
100-40-50050-10	DEPUTY CHIEF	126,743.00	16,331.13	118,167.84	8,575.16	🟡 6.8%
100-40-50140-10	ADMINISTRATIVE ASSISTANT II	56,112.00	6,474.42	51,600.73	4,511.27	🟢 8.0%
100-40-51010-10	BATTALION CHIEFS	324,538.00	37,549.56	310,525.49	14,012.51	🟡 4.3%
100-40-51030-10	CAPTAINS	2,071,170.00	240,145.81	1,897,183.46	173,986.54	🟢 8.4%
100-40-51040-10	ENGINEERS	1,439,406.00	166,153.54	1,321,012.25	118,393.75	🟢 8.2%
100-40-51050-10	FIREFIGHTERS	3,136,658.00	370,527.55	2,855,833.30	280,824.70	🟢 9.0%
100-40-52015-10	INJURY WAGES	-	-	432.23	(432.23)	🔴 0.0%
100-40-52530-12	BATTALION CHIEF COVERAGE	22,500.00	2,744.08	20,169.83	2,330.17	🟢 10.4%
100-40-52539-10	SAFER GRANT WAGES REIMBURSEMENT	(395,645.00)	(69,032.68)	(319,800.20)	(75,844.80)	🟢 19.2%
	Subtotal	7,043,465.00	801,122.20	6,496,710.20	546,754.80	🟡 7.8%
OT Wages						
100-40-52540-10	FLSA HALFTIME	95,465.00	17,799.76	89,222.27	6,242.73	🟡 6.5%
100-40-52560-10	HOLIDAY PAY	267,079.00	-	229,836.83	37,242.17	🟢 13.9%
100-40-52700-12	OPS ADMIN STAFF OVERTIME	250.00	-	-	250.00	🟢 100.0%
100-40-52740-12	SHIFT OVERTIME	100,000.00	163.16	112,363.10	(12,363.10)	🔴 -12.4%
100-40-52750-12	SPECIAL OVERTIME	2,000.00	3,743.07	7,051.99	(5,051.99)	🔴 -252.6%
100-40-52810-12	NON-CONTRACTED SPECIAL EVENTS OT	4,000.00	-	4,928.84	(928.84)	🔴 -23.2%
100-40-52850-47	SCBA OVERTIME	3,500.00	859.39	1,779.62	1,720.38	🟢 49.2%
100-40-52910-50	PUBLIC EVENTS / PUB ED OT	300.00	-	-	300.00	🟢 100.0%
	Subtotal	472,594.00	22,565.38	445,182.65	27,411.35	🟡 5.8%
Training OT Wages						
100-40-53140-41	EMS TRAINING OT	3,040.00	-	959.43	2,080.57	🟢 68.4%
100-40-53240-12	PROMOTIONAL TESTING OT	2,000.00	-	915.85	1,084.15	🟢 54.2%
100-40-53260-41	FIRE OPERATIONAL TRAINING OT	19,600.00	-	3,542.17	16,057.83	🟢 81.9%
100-40-53360-41	OFFICER DEVELOPMENT OT	26,000.00	-	6,819.14	19,180.86	🟢 73.8%
100-40-53380-41	RECRUIT / INTERN ACADEMY OT	-	-	844.96	(844.96)	🔴 0.0%
100-40-53500-41	SPECIAL OPERATIONS OT	9,400.00	-	3,503.11	5,896.89	🟢 62.7%
	Subtotal	60,040.00	-	16,584.66	43,455.34	🟢 72.4%
Other OT Wages						
100-40-53580-15	FIRE INVESTIGATION OT	3,740.00	-	-	3,740.00	🟢 100.0%
	Emergency Services Wages Total:	7,579,839.00	823,687.58	6,958,477.51	621,361.49	🟢 8.2%
Equipment & Machinery						
100-40-54080-41	EMS EQUIPMENT & MACHINERY (ASSET)	2,000.00	-	-	2,000.00	🟢 100.0%
100-40-54120-40	FIRE OPS EQUIPMENT & MACHINERY (ASSET)	2,500.00	-	264.56	2,235.44	🟢 89.4%
100-40-54140-40	FIRE OPS HOSE (ASSET)	8,000.00	666.84	8,598.98	(598.98)	🔴 -7.5%
100-40-54165-41	FIRE OPS TRAINING EQUIPMENT (ASSET)	-	-	-	-	🟢 0.0%
100-40-54300-42	PHYSICAL FITNESS EQUIPMENT (ASSET)	1,333.00	-	1,155.93	177.07	🟢 13.3%
100-40-54420-47	SCBA AIR MASKS (ASSET)	8,000.00	-	3,290.26	4,709.74	🟢 58.9%
100-40-54460-41	SPECIAL OPERATIONS EQUIPMENT (ASSET)	-	-	-	-	🟢 0.0%
	Subtotal	21,833.00	666.84	13,309.73	8,523.27	🟢 39.0%



Superstition Fire & Medical District Income Statement - Detail

For Fiscal: 2019-2020 Period Ending: 5/31/20

	Original Total Budget	Current Month Actual	YTD Actual Activity	Forecasted Remaining Budget	% Budget Remaining
Operating Supplies					
100-40-55100-41	29,600.00	3,336.08	8,034.46	21,565.54	● 72.9%
100-40-55200-20	32,250.00	5,494.19	33,638.86	(1,388.86)	● -4.3%
100-40-55220-41	3,500.00	83.50	2,257.09	1,242.91	● 35.5%
100-40-55440-42	2,000.00	-	754.55	1,245.45	● 62.3%
100-40-55480-42	1,500.00	22.74	1,885.77	(385.77)	● -25.7%
100-40-55520-47	4,000.00	432.49	3,395.60	604.40	● 15.1%
100-40-55560-41	13,500.00	-	13,922.32	(422.32)	● -3.1%
100-40-55580-41	8,500.00	1,799.61	6,665.35	1,834.65	● 21.6%
Subtotal	94,850.00	11,168.61	70,554.00	24,296.00	● 25.6%
Parts & Supplies					
100-40-56220-41	3,000.00	-	897.60	2,102.40	● 70.1%
100-40-56760-40	500.00	-	526.06	(26.06)	● -5.2%
100-40-57245-42	49,485.00	6,527.53	42,902.77	6,582.23	● 13.3%
Subtotal	52,985.00	6,527.53	44,326.43	8,658.57	● 16.3%
Operating Services					
100-40-60140-20	3,000.00	-	300.77	2,699.23	● 90.0%
100-40-60700-12	10,000.00	869.96	9,358.91	641.09	● 6.4%
Subtotal	13,000.00	869.96	9,659.68	3,340.32	● 25.7%
Professional Services					
100-40-61080-20	900.00	-	744.80	155.20	● 17.2%
100-40-61120-12	10,800.00	896.00	13,599.20	(2,799.20)	● -25.9%
100-40-61530-41	20,737.00	-	14,232.12	6,504.88	● 31.4%
100-40-61650-12	1,500.00	-	-	1,500.00	● 100.0%
100-40-61660-41	250.00	-	-	250.00	● 100.0%
100-40-61980-42	25,000.00	103.50	28,598.60	(3,598.60)	● -14.4%
100-40-62200-47	2,000.00	772.00	772.00	1,228.00	● 61.4%
Subtotal	61,187.00	1,771.50	57,946.72	3,240.28	● 5.3%
Training Services					
100-40-64020-41	5,200.00	-	1,224.77	3,975.23	● 76.4%
100-40-64400-42	1,333.00	-	-	1,333.00	● 100.0%
100-40-64420-41	-	-	-	-	● 0.0%
100-40-64550-41	14,500.00	-	17,286.87	(2,786.87)	● -19.2%
Subtotal	21,033.00	-	18,511.64	2,521.36	● 12.0%
Emergency Services Operating Expense Total:	264,888.00	21,004.44	214,308.20	50,579.80	● 19.1%
TOTAL EMERGENCY SERVICES	7,844,727.00	844,692.02	7,172,785.71	671,941.29	● 8.6%
DIVISION 50: COMMUNITY SERVICES / FIRE PREVENTION					
Wages					
100-50-50260-10	86,843.00	10,020.39	79,936.32	6,906.68	● 8.0%
Subtotal	86,843.00	10,020.39	79,936.32	6,906.68	● 8.0%
OT Wages					
100-50-52700-15	-	-	-	-	● 0.0%
100-50-52965-15	-	-	-	-	● 0.0%
Subtotal	-	-	-	-	● 0.0%
Community Services / Fire Prevention Wages Total:	86,843.00	10,020.39	79,936.32	6,906.68	● 8.0%
Operating Supplies					
100-50-55160-50	800.00	-	893.96	(93.96)	● -11.7%
100-50-55180-15	-	-	-	-	● 0.0%
100-50-55260-50	200.00	-	98.58	101.42	● 50.7%
100-50-55640-59	1,000.00	-	634.30	365.70	● 36.6%
Subtotal	2,000.00	-	1,626.84	373.16	● 18.7%
Parts & Supplies					
100-50-56740-50	400.00	-	343.52	56.48	● 14.1%
100-50-57640-50	2,600.00	-	991.86	1,608.14	● 61.9%
Subtotal	3,000.00	-	1,335.38	1,664.62	● 55.5%
Operating Services					
100-50-60150-50	1,500.00	632.54	3,305.74	(1,805.74)	● -120.4%
100-50-60200-50	500.00	-	100.00	400.00	● 80.0%
Subtotal	2,000.00	632.54	3,405.74	(1,405.74)	● -70.3%



Superstition Fire & Medical District Income Statement - Detail

For Fiscal: 2019-2020 Period Ending: 5/31/20

		Original Total Budget	Current Month Actual	YTD Actual Activity	Forecasted Remaining Budget	% Budget Remaining
Professional Services						
100-50-61340-50	FIRE PREVENTION WEEK SUPPLIES	-	-	87.87	(87.87)	🔴 0.0%
100-50-61370-50	COMMUNITY RELATIONS PRINTED MATERIALS	1,500.00	-	2,008.70	(508.70)	🔴 -33.9%
100-50-61380-50	WATER SAFETY EVENTS	300.00	-	-	300.00	🟢 100.0%
100-50-62010-08	PRE-PLAN DEVELOPMENT	4,000.00	-	2,000.00	2,000.00	🟢 50.0%
100-50-62080-50	PROF OUTSIDE SVCS (GIS)	8,000.00	-	8,000.00	-	🔴 0.0%
	Subtotal	13,800.00	-	12,096.57	1,703.43	🟢 12.3%
Training Services						
100-50-64240-15	FIRE ARSON / INVESTIGATOR TRAINING	3,740.00	-	1,942.12	1,797.88	🟢 48.1%
100-50-64260-50	COMMUNITY RISK REDUCTION SPECIALIST TRAINING	1,500.00	-	2,089.96	(589.96)	🔴 -39.3%
	Subtotal	5,240.00	-	4,032.08	1,207.92	🟢 23.1%
Community Services / Fire Prevention Operating Expense Total:		26,040.00	632.54	22,496.61	3,543.39	🟢 13.6%
TOTAL COMMUNITY SERVICES / FIRE PREVENTION		112,883.00	10,652.93	102,432.93	10,450.07	🟢 9.3%
GRAND TOTAL GENERAL FUND		\$ 16,464,075.89	\$ 1,495,193.53	\$ 13,058,961.61	\$ 3,405,114.28	🟢 20.7%
Net Financial Sources (Uses):		\$ (1,694,850.89)	\$ (781,660.22)	\$ 1,401,644.33	\$ (3,096,495.22)	
Beginning Unrestricted Fund Balance July 1, 2019		\$1,694,850.89				



Superstition Fire & Medical District Income Statement - Detail

For Fiscal: 2019-2020 Period Ending: 5/31/20

		Original Total Budget	Current Month Actual	YTD Actual Activity	Forecasted Remaining Budget	% Budget Remaining
Fund: 150 - TRANSPORT SERVICES						
Revenue						
150-10-42100-10	ALS TRANSPORT REVENUE	3,089,025.00	281,143.31	2,954,432.90	134,592.10	4.4%
150-10-42122-10	COVID Provider Relief	-	-	50,500.19	(50,500.19)	0.0%
150-10-42125-10	TRANSPORT CUSTOMER REFUNDS	(30,841.00)	(3,550.24)	(24,291.05)	(6,549.95)	21.2%
150-10-42180-10	COLLECTIONS REVENUE	14,000.00	6,162.01	23,737.01	(9,737.01)	-69.6%
150-10-45700-10	INVESTMENT EARNINGS	3,750.00	423.82	4,055.23	(305.23)	-8.1%
150-10-45900-10	OTHER INCOME	-	-	765.45	(765.45)	0.0%
150-80-48020-02	TRANSFER IN (200 FUND)	-	-	-	-	0.0%
150-80-48100-10	TRANSFER OUT (200 FUND)	(25,000.00)	-	-	(25,000.00)	100.0%
Revenue Total:		\$ 3,050,934.00	\$ 284,178.90	\$ 3,009,199.73	41,734.27	1.4%
Expense						
DIVISION 10: ADMINISTRATIVE SERVICES						
Wages						
150-10-50000-10	FIRE CHIEF	13,480.00	1,555.38	12,443.08	1,036.92	7.7%
150-10-50010-10	ADMIN SERVICES STAFF	41,306.00	4,766.08	38,128.62	3,177.38	7.7%
150-10-52510-10	WAGE ALLOWANCE (CELL PHONES)	945.00	121.15	884.39	60.61	6.4%
Subtotal		55,731.00	6,442.61	51,456.09	4,274.91	7.7%
Employer Provided Benefits						
150-10-53710-10	PENSION (PSPRS)	18,261.00	2,107.04	16,856.31	1,404.69	7.7%
150-10-53760-10	PENSION (ASRS)	151,813.00	18,197.92	147,843.28	3,969.72	2.6%
150-10-53770-10	BENEFIT CONTRIBUTIONS	316,348.00	36,117.69	284,491.73	31,856.27	10.1%
150-10-53810-10	SOCIAL SECURITY	81,157.00	9,597.92	78,399.43	2,757.57	3.4%
150-10-53830-10	MEDICARE	20,612.00	2,433.00	19,842.28	769.72	3.7%
150-10-53860-10	INDUSTRIAL INSURANCE	23,702.00	112.85	25,893.02	(2,191.02)	-9.2%
150-10-53870-10	INDUSTRIAL INSURANCE - VOLUNTEERS	-	-	-	-	0.0%
150-10-53910-10	MEDICAL INSURANCE	-	(5,001.97)	13,593.16	(13,593.16)	0.0%
150-10-53920-10	DENTAL INSURANCE	-	(875.66)	571.44	(571.44)	0.0%
150-10-53930-10	VISION INSURANCE	-	(60.44)	145.34	(145.34)	0.0%
150-10-53940-10	EMPLOYEE ASSISTANCE PROGRAM	2,160.00	222.72	2,711.04	(551.04)	-25.5%
150-10-53950-10	LIFE INSURANCE	2,256.00	-	2,576.00	(320.00)	-14.2%
150-10-53965-10	COBRA REIMBURSEMENT INCOME	-	-	-	-	0.0%
150-10-53990-10	EARNED LEAVE BUYOUT (ELBO) PROGRAM	250.00	-	-	250.00	100.0%
150-10-53992-10	EARNED LEAVE BUYOUT (ELBO) PROGRAM - FICA	19.00	-	-	19.00	100.0%
150-10-53997-10	EARNED LEAVE SEPARATION (ELSP) PROGRAM	-	-	3,188.80	(3,188.80)	0.0%
150-10-53998-10	EARNED LEAVE SEPARATION PROGRAM - FICA	-	-	108.09	(108.09)	0.0%
Subtotal		616,578.00	62,851.07	596,219.92	20,358.08	3.3%
Admin Services Compensation & Benefits Total:		672,309.00	69,293.68	647,676.01	24,632.99	3.7%
Equipment & Machinery						
150-10-54040-08	COMPUTER EQUIPMENT	3,700.00	-	-	3,700.00	100.0%
Operating Supplies						
150-10-55060-08	COMPUTER / PRINTER SUPPLIES & MAINTENANCE	4,000.00	205.15	3,602.91	397.09	9.9%
Parts & Supplies						
150-10-55550-12	OFFICE FURNITURE & EQUIPMENT, PARTS & SUPPLIES	7,000.00	571.10	3,825.58	3,174.42	45.3%
150-10-55670-50	VOLUNTEER EXPENSES	100.00	-	-	100.00	100.0%
150-10-56340-12	CLEANING SUPPLIES	6,100.00	715.60	6,809.63	(709.63)	-11.6%
150-10-56600-12	FACILITY MAINTENANCE	7,350.00	566.26	9,510.40	(2,160.40)	-29.4%
150-10-56860-12	FOOD / BEVERAGES	200.00	-	-	200.00	100.0%
150-10-57100-12	OFFICE SUPPLIES	1,500.00	(190.08)	2,061.52	(561.52)	-37.4%
150-10-57200-12	POSTAGE / DELIVERY SERVICES	1,500.00	-	682.11	817.89	54.5%
150-10-57440-12	PROFESSIONAL PUBLS / SUBSCRIPTIONS	-	-	-	-	0.0%
150-10-57600-12	HONOR GUARD	1,000.00	116.46	116.46	883.54	88.4%
150-10-57620-12	REWARDS / RECOGNITION / FLOWER SUPPLIES	150.00	-	209.60	(59.60)	-39.7%
150-10-57660-12	PEER SUPPORT	100.00	-	-	100.00	100.0%
150-10-57680-12	TS ID BADGES	200.00	-	-	200.00	100.0%
150-10-58000-12	UNIFORMS (CIVILIAN)	15,400.00	486.91	13,233.43	2,166.57	14.1%
Subtotal		40,600.00	2,266.25	36,448.73	4,151.27	10.2%
Facility Services						
150-10-59000-12	FACILITY RENT	6,000.00	500.00	5,500.00	500.00	8.3%
150-10-59020-12	ELECTRICITY	35,416.00	1,493.27	26,656.42	8,759.58	24.7%
150-10-59040-12	FACILITY PROJECTS	18,000.00	1,539.87	17,740.89	259.11	1.4%
150-10-59060-12	NATURAL GAS	3,380.00	51.02	3,757.27	(377.27)	-11.2%
150-10-59100-08	PHONE	7,953.00	434.51	6,620.30	1,332.70	16.8%
150-10-59160-12	WATER SOFTENER SUPPLIES	1,920.00	200.65	1,886.86	33.14	1.7%
150-10-59180-12	SEWER / SEPTIC	2,236.00	171.26	1,597.97	638.03	28.5%
150-10-59200-12	WATER	8,236.00	611.81	6,598.47	1,637.53	19.9%
Subtotal		83,141.00	5,002.39	70,358.18	12,782.82	15.4%



Superstition Fire & Medical District Income Statement - Detail

For Fiscal: 2019-2020 Period Ending: 5/31/20

		Original Total Budget	Current Month Actual	YTD Actual Activity	Forecasted Remaining Budget	% Budget Remaining
Operating Services						
150-10-60180-08	COPIER MAINTENANCE & SUPPLIES	2,000.00	79.20	1,811.61	188.39	9.4%
150-10-60230-12	DOCUMENT DISPOSAL SERVICES	120.00	23.36	115.04	4.96	4.1%
150-10-60240-12	EXTERMINATING	1,300.00	-	843.73	456.27	35.1%
150-10-60310-08	INTERNET	36,000.00	375.99	27,684.59	8,315.41	23.1%
150-10-60580-12	LANDSCAPING	575.00	366.68	733.36	(158.36)	-27.5%
150-10-60580-12	REFUSE COLLECTION	900.00	100.82	1,209.84	(309.84)	-34.4%
150-10-60600-12	SECURITY & ALARM SYSTEMS	2,730.00	-	1,521.17	1,208.83	44.3%
150-10-60620-08	INDIVIDUAL SOFTWARE LICENSING	700.00	297.94	588.23	111.77	16.0%
150-10-60630-08	SYSTEM SERVER HOSTING	2,311.00	132.17	1,629.40	681.60	29.5%
150-10-60740-12	WATER & ICE (DRINKING)	3,900.00	382.91	4,097.57	(197.57)	-5.1%
	Subtotal	50,536.00	1,759.07	40,234.54	10,301.46	20.4%
Professional Services						
150-10-61020-12	ADMIN MEDICAL DIR - CONTRACT	15,000.00	-	11,250.00	3,750.00	25.0%
150-10-61060-12	NEW HIRE HR ADVERTISING	100.00	-	-	100.00	100.0%
150-10-61100-12	BACKGROUND / CREDIT REPORTG	1,000.00	-	383.00	617.00	61.7%
150-10-61160-08	CIS MAINT CONTRACT	2,500.00	-	-	2,500.00	100.0%
150-10-61170-08	CIS WEB HOSTING / DOMAIN CERTIFICATES	1,000.00	86.33	823.72	176.28	17.6%
150-10-61250-12	FIRE CHIEF SEARCH CONTINGENCY	10,000.00	-	-	10,000.00	100.0%
150-10-61260-12	CPA AUDIT SERVICES	4,000.00	-	4,000.00	-	0.0%
150-10-61300-12	LABOR RELATIONS CONSULTING/CONFERENCES	2,667.00	-	3,049.85	(382.85)	-14.0%
150-10-61700-12	VEHICLE / PROPERTY / LIABILITY INS	24,349.00	6,791.50	25,277.04	(928.04)	-3.8%
150-10-61860-12	GOVERNING BOARD LEGAL SERVICES	10,000.00	5,533.42	8,337.72	1,662.28	16.6%
150-10-61880-12	HR / INVESTIGATION LEGAL SERVICES	-	2,670.00	2,670.00	(2,670.00)	0.0%
150-10-61920-12	MEDICAL EXAM SERVICES	350.00	-	325.00	25.00	7.1%
150-10-62020-12	PRINTING / PUBLISHING SERVICES	800.00	-	506.94	293.06	36.6%
150-10-62060-12	PROFESSIONAL ORGS / MEMBERSHIP	900.00	-	2,135.00	(1,235.00)	-137.2%
150-10-62105-08	GLOBAL SOFTWARE LICENSING	23,000.00	372.00	31,146.94	(8,146.94)	-35.4%
	Subtotal	95,666.00	15,453.25	89,905.21	5,760.79	6.0%
Training Services						
150-10-63000-10	ADMIN FEES, BONDS & LEASES	350.00	57.90	157.93	192.07	54.9%
150-10-63140-10	INTEREST & FINANCE CHARGES	7,500.00	-	4,967.10	2,532.90	33.8%
150-10-63150-10	FINANCIAL RESERVE	101,624.10	-	-	101,624.10	100.0%
150-10-63200-10	BILLING & COLLECTIONS FEES	152,469.00	14,819.57	130,989.44	21,479.56	14.1%
150-10-64020-12	ADMIN TRAINING / CONFERENCES	600.00	-	394.54	205.46	34.2%
150-10-64040-12	BOARD OF DIRECTORS TRAINING	100.00	-	-	100.00	100.0%
150-10-64060-12	COLLEGE TUITION REIMBURSEMENT	6,715.00	-	593.40	6,121.60	91.2%
	Subtotal	269,358.10	14,877.47	137,102.41	132,255.69	49.1%
	Administrative Services Operating Expense Total:	547,001.10	39,563.58	377,651.98	169,349.12	31.0%
	TOTAL ADMINISTRATIVE SERVICES	1,219,310.10	108,857.26	1,025,327.99	193,982.11	15.9%
DIVISION 20: TECHNICAL SERVICES						
Wages						
150-20-50020-10	FLEET & FACILITIES STAFF	6,442.00	1,935.54	18,821.79	(12,379.79)	-192.2%
	Technical Services Wages Total:	6,442.00	1,935.54	18,821.79	(12,379.79)	-192.2%
Equipment & Machinery						
150-20-54050-20	DIAGNOSTIC SOFTWARE	300.00	-	531.80	(231.80)	-77.3%
Operating Supplies						
150-20-55400-20	MECH EQUIPMENT, PARTS & SUPPLIES	650.00	-	409.12	240.88	37.1%
150-20-55580-20	TIRES	12,000.00	-	9,501.05	2,498.95	20.8%
150-20-55620-20	VEHICLE PARTS	10,000.00	76.87	16,005.51	(6,005.51)	-60.1%
	Subtotal	22,650.00	76.87	25,915.68	(3,265.68)	-14.4%
Parts & Supplies						
150-20-56800-20	FLUIDS (ANTIFREEZE, BRAKE, TRANSMISSION)	600.00	-	745.90	(145.90)	-24.3%
150-20-56880-20	FUEL - DIESEL	24,200.00	1,538.20	24,700.86	(500.86)	-2.1%
150-20-56900-20	FUEL - UNLEADED	1,600.00	26.44	908.66	691.34	43.2%
150-20-57060-20	MISCELLANEOUS SHOP SUPPLIES	500.00	-	807.32	(307.32)	-61.5%
150-20-57140-20	ENGINE OIL	2,000.00	-	1,904.60	95.40	4.8%
150-20-58120-20	UNIFORMS & TOWELS (TECH SRVS)	377.00	29.21	298.28	78.72	20.9%
	Subtotal	29,277.00	1,593.85	29,365.62	(88.62)	-0.3%
Professional Services						
150-20-61460-20	HAZARDOUS WASTE DISPOSAL	190.00	-	113.01	76.99	40.5%
150-20-62140-20	REPAIR & MAINTENANCE - FLEET	2,600.00	250.00	1,600.00	1,000.00	38.5%
	Subtotal	2,790.00	250.00	1,713.01	1,076.99	38.6%
Training Services						
150-20-64470-20	FLEET SERVICES TRAINING	2,000.00	-	-	2,000.00	100.0%
	Technical Services Operating Expense Total:	57,017.00	1,920.72	57,526.11	(509.11)	-0.9%
	TOTAL TECHNICAL SERVICES	63,459.00	3,856.26	76,347.90	(12,888.90)	-20.3%



Superstition Fire & Medical District Income Statement - Detail

For Fiscal: 2019-2020 Period Ending: 5/31/20

		Original Total Budget	Current Month Actual	YTD Actual Activity	Forecasted Remaining Budget	% Budget Remaining
DIVISION 30: COMMUNICATIONS SERVICES						
Operating Services						
150-30-59080-15	PHONE / E-911 COMMUNICATION CIRCUITS	2,375.00	185.67	2,042.37	332.63	● 14.0%
150-30-60020-15	TOPAZ / G2 MAINTENANCE	9,400.00	163.00	3,986.01	5,413.99	● 57.6%
150-30-60340-08	MCT MAINTENANCE	6,723.00	-	5,042.14	1,680.86	● 25.0%
150-30-60350-08	MOBILE DATA OPERATIONS	8,000.00	865.19	7,539.36	460.64	● 5.8%
150-30-60560-15	RADIO INFO SYSTEMS MAINTENANCE	1,250.00	-	75.00	1,175.00	● 94.0%
	Subtotal	27,748.00	1,213.86	18,684.88	9,063.12	● 32.7%
Professional Services						
150-30-61440-15	DISPATCH SERVICES - MFMD	145,996.00	10,803.10	131,323.04	14,672.96	● 10.1%
TOTAL COMMUNICATIONS SERVICES		173,744.00	12,016.96	150,007.92	23,736.08	● 13.7%
DIVISION 40: TRANSPORT SERVICES						
Wages						
150-40-50040-10	ASSISTANT CHIEFS	7,725.00	891.35	7,130.77	594.23	● 7.7%
150-40-50140-10	CON OPERATIONS MANAGEMENT	146,110.00	18,612.23	137,601.21	8,508.79	● 5.8%
150-40-51010-10	BATTALION CHIEFS	10,399.00	1,199.88	9,599.08	799.92	● 7.7%
150-40-51030-10	CAPTAINS	29,595.00	3,414.81	27,318.46	2,276.54	● 7.7%
150-40-51600-10	PARAMEDIC (FULL TIME)	560,244.00	65,646.80	508,292.64	51,951.36	● 9.3%
150-40-51650-10	EMT (FULL TIME)	459,314.00	52,769.81	413,272.61	46,041.39	● 10.0%
150-40-51700-10	PARAMEDIC (PART TIME)	-	-	3,676.00	(3,676.00)	● 0.0%
150-40-51750-10	EMT (PART TIME)	-	94.50	3,567.38	(3,567.38)	● 0.0%
150-40-51800-10	SWORN COVERAGE - WAGES	-	4,627.12	64,850.13	(64,850.13)	● 0.0%
	Subtotal	1,213,387.00	147,256.50	1,175,308.28	38,078.72	● 3.1%
OT / Other Wages						
150-40-52015-10	INJURY WAGES	-	-	-	-	● 0.0%
150-40-52560-10	HOLIDAY PAY	35,576.00	-	25,693.00	9,883.00	● 27.8%
150-40-52740-12	REGULAR OVERTIME	48,017.00	3,701.67	54,121.62	(6,104.62)	● -12.7%
150-40-52750-12	SPECIAL OVERTIME	300.00	-	-	300.00	● 100.0%
150-40-52800-12	CONTRACTED SPECIAL EVENTS OVERTIME	1,000.00	-	-	1,000.00	● 100.0%
150-40-52850-47	SCBA OVERTIME	1,000.00	-	678.48	321.52	● 32.2%
150-40-53140-41	EMS TRAINING OT	-	-	-	-	● 0.0%
150-40-53380-41	NEW HIRE TRAINING	-	-	-	-	● 0.0%
	Subtotal	85,893.00	3,701.67	80,493.10	5,399.90	● 6.0%
Transport Services Wages Total:		1,299,280.00	150,958.17	1,255,801.38	43,478.62	● 3.3%
Equipment & Machinery						
150-40-54000-10	VEHICLE / EQUIPMENT LEASE PAYMENTS	175,148.00	-	175,147.68	0.32	● 0.0%
150-40-54080-41	EMS EQUIP & MACHINERY (ASSET)	2,000.00	-	-	2,000.00	● 100.0%
150-40-54300-42	PHYSICAL FITNESS EQUIPMENT (ASSET)	667.00	-	667.00	-	● 0.0%
	Subtotal	177,815.00	-	175,814.68	2,000.32	● 1.1%
Operating Supplies						
150-40-55100-41	EMS PARTS & SUPPLIES	5,000.00	3.29	4,795.68	204.32	● 4.1%
150-40-55440-42	PHYSICAL FITNESS TRAINING, TOOLS & SUPPLIES	1,000.00	-	-	1,000.00	● 100.0%
150-40-55480-42	SAFETY EQUIPMENT, PARTS & SUPPLIES	300.00	-	263.84	36.16	● 12.1%
150-40-56450-41	EMS MEDICAL SUPPLIES	180,000.00	29,933.13	190,991.26	(10,991.26)	● -6.1%
150-40-56460-41	EMS MEDICATION RESTOCK SUPPLIES	25,000.00	189.50	10,816.38	14,183.62	● 56.7%
150-40-56500-41	COVID SUPPLIES	-	11,408.30	53,122.29	(53,122.29)	● 0.0%
150-40-57000-41	IMMUNIZATION CLINIC SUPPLIES	6,000.00	-	4,088.41	1,911.59	● 31.9%
150-40-57245-42	PPE REPLACEMENT	1,000.00	-	648.45	351.55	● 35.2%
	Subtotal	218,300.00	41,534.22	264,726.31	(46,426.31)	● -21.3%
Operating Services						
150-40-60040-41	BIO-HAZARD WASTE	2,000.00	-	1,683.64	316.36	● 15.8%
150-40-60700-12	TOWEL & LINEN SERVICES	2,500.00	251.76	2,657.00	(157.00)	● -6.3%
	Subtotal	4,500.00	251.76	4,340.64	159.36	● 3.5%
Professional Services						
150-40-61120-12	BAY DOOR MAINTENANCE	2,600.00	-	3,399.32	(799.32)	● -30.7%
150-40-61530-41	EMS CARDIAC MONITOR MAINT & SUPP	7,900.00	-	7,922.76	(22.76)	● -0.3%
150-40-61650-12	INFECTION CONTROL MEDICAL EXAM SERVICE	1,000.00	-	-	1,000.00	● 100.0%
	Subtotal	11,500.00	-	11,322.08	177.92	● 1.5%
Training Services						
150-40-64020-41	EMS CONFERENCES / OUTSIDE TRAINING	500.00	-	-	500.00	● 100.0%
150-40-64400-42	HEALTH, SAFETY, & WELLNESS TRNG & SUPPLIES	667.00	-	-	667.00	● 100.0%
	Subtotal	1,167.00	-	-	1,167.00	● 100.0%
Transport Services Operating Expense Total:		413,282.00	41,785.98	456,203.71	(42,921.71)	● -10.4%
TOTAL TRANSPORT OPERATIONS		1,712,562.00	192,744.15	1,712,005.09	556.91	● 0.0%



Superstition Fire & Medical District Income Statement - Detail

For Fiscal: 2019-2020 Period Ending: 5/31/20

		Original Total Budget	Current Month Actual	YTD Actual Activity	Forecasted Remaining Budget	% Budget Remaining
DIVISION 50: COMMUNITY SERVICES / FIRE PREVENTION						
	Parts & Supplies					
150-50-56920-50	SAFETY & EDUCATION PROMOTIONAL MATERIALS	500.00	-	484.11	15.89	3.2% ●
	Professional Services					
150-50-61370-50	COMMUNITY RELATIONS PRINTED MATERIALS	500.00	-	484.11	15.89	3.2% ●
TOTAL COMMUNITY SERVICES / FIRE PREVENTION		1,000.00	-	968.22	31.78	3.2% ●
GRAND TOTAL TRANSPORT SERVICES FUND		\$ 3,170,075.10	\$ 317,474.63	\$ 2,964,657.12	\$ 205,417.98	6.5% ●
Net Financial Sources (Uses):		\$ (119,141.10)	\$ (33,295.73)	\$ 44,542.61	\$ (163,683.71)	
Beginning Unrestricted Fund Balance July 1, 2019		\$119,141.10				



Superstition Fire & Medical District Income Statement - Detail

For Fiscal: 2019-2020 Period Ending: 5/31/20

		Original Total Budget	Current Month Actual	YTD Actual Activity	Forecasted Remaining Budget	% Budget Remaining
Fund: 200 - CAPITAL PROJECTS						
Revenue						
Direct Taxes						
200-10-41000-10	REAL & SECURED PROPERTY TAXES	939,048.00	33,481.16	932,365.04	6,682.96	0.7%
200-10-41050-10	UNSECURED PERS PROPERTY TAXES	76,310.00	3,490.86	74,632.60	1,677.40	2.2%
200-10-41080-10	MARICOPA COUNTY PROPERTY TAXES	1,085.00	-	-	1,085.00	100.0%
200-10-41200-10	SRP CONTRIBUTIONS	28,233.00	14,055.40	28,110.80	122.20	0.4%
	Subtotal	\$ 1,044,676.00	\$ 51,027.42	\$ 1,035,108.44	\$ 9,567.56	0.9%
200-10-45700-10	INVESTMENT EARNINGS	10,000.00	884.14	12,815.97	(2,815.97)	-28.2%
200-10-45900-10	OTHER INCOME	-	-	-	-	0.0%
200-80-48020-10	TRANSFER IN (150 FUND)	25,000.00	-	-	25,000.00	100.0%
200-80-48100-10	TRANSFER OUT (150 FUND)	-	-	-	-	0.0%
200-80-48100-10	TRANSFER OUT (400 FUND)	-	-	-	-	0.0%
200-90-49500-15	DISTRICT EQUIPMENT SALES	-	-	-	-	0.0%
	Revenue Total:	\$ 1,079,676.00	\$ 51,911.56	\$ 1,047,924.41	\$ 31,751.59	2.9%
Expense						
200-10-63000-10	ADMINISTRATIVE FEES	-	2.36	2.36	(2.36)	0.0%
200-10-63150-10	FINANCIAL RESERVE	335,957.74	2.18	35.89	335,921.85	100.0%
200-70-71002-25	BUILDINGS & SYSTEMS	65,839.00	-	53,837.84	12,001.16	18.2%
200-70-72240-20	VEHICLES / GENERAL PURPOSE	938,354.00	-	839,676.20	98,677.80	10.5%
200-70-72340-20	APPARATUS EQUIPMENT	81,582.00	-	12,508.34	69,073.66	84.7%
200-70-72510-30	COMM MICROWAVE UPGRADE	37,207.00	84.00	11,879.96	25,327.04	68.1%
200-70-52515-30	COMM SYSTEM SOFTWARE	10,000.00	-	20,805.97	(10,805.97)	-108.1%
200-70-72660-30	RADIO COMM EQUIP - PORTABLE	32,575.00	-	78,799.78	(46,224.78)	-141.9%
200-70-72670-40	RADIO COMM EQUIP - WIRELESS	-	-	-	-	0.0%
200-70-72740-40	FIRE PROT EQUIP - SPECIALIZED	40,000.00	15,687.16	17,599.51	22,400.49	56.0%
200-70-72765-47	SCBA EQUIPMENT	14,134.00	-	14,132.53	1.47	0.0%
200-70-72770-47	SCBA PACKS & BOTTLES	8,700.00	-	8,687.88	12.12	0.1%
200-70-72800-40	THERMAL IMAGING CAMERAS	-	-	-	-	0.0%
200-70-73420-41	EMS CAPITAL EQUIPMENT	115,300.00	-	112,543.74	2,756.26	2.4%
200-70-73515-15	COMPUTER EQUIPMENT	70,585.00	-	-	70,585.00	100.0%
200-70-73520-15	COMPUTER SOFTWARE	32,020.00	-	8,280.00	23,740.00	74.1%
200-70-73540-25	FACILITY EQUIPMENT	10,343.00	-	-	10,343.00	100.0%
200-70-73840-44	FITNESS EQUIPMENT	-	-	-	-	0.0%
	Expense Total:	\$ 1,792,596.74	\$ 15,775.70	\$ 1,178,790.00	\$ 613,806.74	34.2%
	Net Financial Sources (Uses):	\$ (712,920.74)	\$ 36,135.86	\$ (130,865.59)	\$ (572,487.59)	
	Beginning Restricted Fund Balance July 1, 2019	\$712,920.74				



Superstition Fire & Medical District Income Statement - Detail

For Fiscal: 2019-2020 Period Ending: 5/31/20

	Original Total Budget	Current Month Actual	YTD Actual Activity	Forecasted Remaining Budget	% Budget Remaining	
Fund: 400 - SPECIAL REVENUE						
Revenue						
400-10-45700-10	INVESTMENT EARNINGS	600.00	66.33	802.00	(202.00)	-33.7%
400-10-46700-10	GRANT - FIRE PREVENTION	-	-	-	-	0.0%
400-10-46750-10	GRANT - FEMA (SHARE)	-	-	-	-	0.0%
400-10-46750-10	GRANT - OTHER	-	-	-	-	0.0%
400-10-47020-41	AED DONATIONS	23,500.00	4,500.00	27,000.00	(3,500.00)	-14.9%
400-10-47100-41	EMS CARDIAC DONATIONS	1,000.00	-	-	1,000.00	100.0%
400-10-47110-41	EMS EQUIPMENT DONATIONS	-	-	-	-	0.0%
400-10-47120-50	FIRE PREVENTION / PUBLIC EDUCATION	1,000.00	-	-	1,000.00	100.0%
400-10-47130-10	GENERAL DONATIONS	5,000.00	350.00	3,865.55	1,134.45	22.7%
400-80-48020-02	TRANSFER IN (200 Fund)	-	-	-	-	0.0%
400-80-48020-10	TRANSFER IN (100 Fund)	-	-	-	-	0.0%
400-80-48100-10	TRANSFER OUT (100 Fund)	-	-	-	-	0.0%
Revenue Total:		\$ 31,100.00	\$ 4,916.33	\$ 31,667.55	\$ (567.55)	-1.8%
Expense						
400-10-63000-10	ADMINISTRATIVE FEES	-	3.99	28.10	(28.10)	0.0%
400-10-63610-10	UNDESIGNATED INVESTMENT EARNINGS RES	327.86	-	-	327.86	100.0%
400-50-77250-50	AED DONATIONS - EXPENDITURES	25,000.00	3,371.40	25,878.81	(878.81)	-3.5%
400-50-77260-50	EMS EQUIPMENT DONATIONS	-	-	-	-	0.0%
400-50-77270-50	FIRE PREVENTION / PUBLIC EDUCATION	250.00	-	-	250.00	100.0%
400-50-77280-50	GENERAL DONATIONS	25,000.00	-	949.78	24,050.22	96.2%
400-70-77510-41	EMS CARDIAC DONATIONS	28,960.00	-	-	28,960.00	100.0%
400-70-78700-10	GRANT - FIRE PREVENTION	-	-	-	-	0.0%
400-70-78800-10	GRANT - OTHER	-	-	-	-	0.0%
400-70-79440-10	FEMA GRANT (FEDERAL SHARE)	-	-	-	-	0.0%
Expense Total:		\$ 79,537.86	\$ 3,375.39	\$ 26,856.69	\$ 52,681.17	66.2%
Net Financial Sources (Uses):		\$ (48,437.86)	\$ 1,540.94	\$ 4,810.86	\$ (53,248.72)	
Beginning Restricted Fund Balance July 1, 2019		\$48,437.86				



Superstition Fire & Medical District Income Statement - Detail

For Fiscal: 2019-2020 Period Ending: 5/31/20

		Original Total Budget	Current Month Actual	YTD Actual Activity	Forecasted Remaining Budget	% Budget Remaining
Fund: 500 - DEBT RETIREMENT PRINCIPAL						
Revenue						
500-10-41000-10	REAL & SECURED PROPERTY TAXES	469,524.00	17,403.16	486,121.95	(16,597.95)	-3.5%
500-10-41050-10	UNSECURED PERS PROPERTY TAXES	38,155.00	2,087.17	39,607.67	(1,452.67)	-3.8%
500-10-41200-10	SRP CONTRIBUTIONS	14,116.00	7,305.95	14,611.90	(495.90)	-3.5%
500-10-45700-10	INVESTMENT EARNINGS	10,000.00	836.00	8,374.95	1,625.05	16.3%
	Revenue Total:	\$ 531,795.00	\$ 27,632.28	\$ 548,716.47	\$ (16,921.47)	-3.2%
Expense						
500-10-63150-10	FINANCIAL RESERVE	215,692.27	1.13	19.80	215,672.47	100.0%
500-60-70500-10	DEBT SERVICE EXPENDITURE - PRINCIPAL	556,000.00	-	-	556,000.00	100.0%
	Expense Total:	771,692.27	1.13	19.80	\$ 771,672.47	100.0%
	Net Financial Sources (Uses):	(239,897.27)	\$ 27,631.15	\$ 548,696.67	\$ (788,593.94)	
	Beginning Restricted Fund Balance July 1, 2019	\$239,897.27				

		Original Total Budget	Current Month Actual	YTD Actual Activity	Forecasted Remaining Budget	% Budget Remaining
Fund: 600 - DEBT RETIREMENT INTEREST						
Revenue						
600-10-41000-10	REAL & SECURED PROPERTY TAXES	169,029.00	5,363.59	148,410.32	20,618.68	12.2%
600-10-41050-10	UNSECURED PERS PROPERTY TAXES	13,736.00	704.69	12,295.91	1,440.09	10.5%
600-10-41200-10	SRP CONTRIBUTIONS	5,082.00	2,251.74	4,503.48	578.52	11.4%
600-10-45700-10	INVESTMENT EARNINGS	1,500.00	138.28	1,458.40	41.60	2.8%
	Revenue Total:	\$ 189,347.00	\$ 8,458.30	\$ 166,668.11	\$ 22,678.89	12.0%
Expense						
600-10-63150-10	FINANCIAL RESERVE	92,022.23	0.35	10.33	92,011.90	100.0%
600-60-70550-10	DEBT SERVICE EXPENDITURE - INTEREST	139,122.80	-	69,430.51	69,692.29	50.1%
	Expense Total:	\$ 231,145.03	\$ 0.35	\$ 69,440.84	\$ 161,704.19	70.0%
	Net Financial Sources (Uses):	\$ (41,798.03)	\$ 8,457.95	\$ 97,227.27	\$ (139,025.30)	
	Beginning Restricted Fund Balance July 1, 2019	\$41,798.03				

Superstition Fire & Medical District Monthly Pinal County Treasurer's Bank Account Reconciliation

100 General Fund

Reconciliation References:

- BB Previous month's bank ending balance / current month's bank beginning balance
- A Interest Income
- B Current month's Pinal County real property tax receipts
- C Current month's Pinal County personal property tax receipts
- D Current month's SRP Contributions
- E Current month's Maricopa County tax receipts
- F Current month's deposits
- G Current month's Accounts Payable disbursements
- H Current month's Payroll disbursements
- I Payroll wire service fees
- J Current month's refunded interest
- K Current month's bank ending balance
- L Accounts Payable checks outstanding at month-end
- M Payroll checks outstanding at month-end
- N Payroll clearing account balance at month-end
- O Cash Balance per G/L Balance Sheet
- N Chase MasterCard credit card payment – warrant #1102029973 (paid 5/20/2020)



**Superstition Fire & Medical District
General (Fund 100) Cash Reconciliation
Fiscal Year 2019 - 2020
5/31/2020**

	Deposits (Cash Receipts)	Cash Disbursements	Refunded Taxes	Book Balance
Book Balance as of: 5/1/2020				(3,886,622.13) (BB)
<u>Activity During the Month</u>				
Journal Entries:				
Interest Income (Expense):	4,185.15			4,185.15 (A)
Cash Receipts				
2015 Real Estate Taxes				-
2016 Real Estate Taxes				0.00 (B)
2017 Real Estate Taxes				0.00
2018 Real Estate Taxes				0.00
2019 Real Estate Taxes	435,434.58		(178.57)	435,256.01
2007 Pers. Prop. Taxes				0.00
2008 Pers. Prop. Taxes				0.00
2009 Pers. Prop. Taxes	20.12			20.12
2010 Pers. Prop. Taxes	28.61			28.61
2011 Pers. Prop. Taxes	55.23			55.23 (C)
2012 Pers. Prop. Taxes				0.00
2013 Pers. Prop. Taxes				0.00
2014 Pers. Prop. Taxes	224.76			224.76
2015 Pers. Prop. Taxes	489.41			489.41
2016 Pers. Prop. Taxes	4,582.74			4,582.74
2017 Pers. Prop. Taxes	2,070.47			2,070.47
2018 Pers. Prop. Taxes	6,237.67			6,237.67
2019 Pers. Prop. Taxes	37,159.02		(86.79)	37,072.23
SRP Contributions	182,722.91			182,722.91 (D)
FDAT				0.00
Maricopa County Taxes	7,332.65			7,332.65 (E)
Deposits	128,906.66			128,906.66 (F)
Revenue Transfer				0.00
Cash Disbursements				
A) Accounts Payable Activity		(248,352.94)		(248,352.94) (G)
B) Payroll Activity		(1,316,990.33)		(1,316,990.33) (H)
C) Payroll Wire Fees		(50.00)		(50.00) (I)
D) Stop Payment Fee				-
D) Transfer In / Out				-
D) Transfer In / Out				-
D) Transfer In / Out				-
E) Refund Interest		(28.38)		(28.38) (J)
	<u>\$809,449.98</u>	<u>(1,565,421.65)</u>		<u>(4,642,859.16)</u>
<u>Pinal County Bank Balance</u>				
Ending Bank Balance as of: 5/31/2020		Balance from YTD Column		3,114,004.35 (K)
Less: Line of Credit Advances				
Less: Line of Credit Interest				
Plus: Line of Credit Payments				
Less: Outstanding Warrants				
Less:				
		A/P (L) (183,348.24)		
		Payroll (M) (6,396.84)	(189,745.08)	
			0.00	
			0.00	
			<u>2,924,259.27</u>	
		Cash Balance in Payroll Clearing Account	100.00 (N)	
		Cash Balance in Electronic / ACH Clearing Account	0.00	
		Petty Cash	100.00	
			<u>2,924,459.27</u>	
Prepared by: <i>[Signature]</i> 6/2/20				
Reviewed by: <i>[Signature]</i> 6/2/20				
		Balance per B/S	2,924,459.27 (O)	
		Difference	0.00	



Pinal County Treasurer

Monthly Statement

Date Range: 5/1/2020 to 5/31/2020

Account	Period	YTD	
6116421001	Superstition Fire & Medical District		
Begin Balance:	3,423,534.51	2,323,341.02	
Income:	809,184.62	15,195,184.86	
LOC Advance:	.00	368,346.75	
Expense:	(1,118,714.78)	(14,404,521.53)	LOC: .00
LOC Payments:	.00	(368,346.75)	Warrants Outstanding: (189,745.08)
Cash Balance:	(K) 3,114,004.35	3,114,004.35	End: 2,924,259.27

Monthly Statement Summary

Source Code	Description	MTDAmount	YTDAmount
6116421001	Superstition Fire & Medical District	Beginning Balance: 3,423,534.51	2,323,341.02
11100.2015	2015 Real Estate Taxes	.00	2.54
11100.2016	2016 Real Estate Taxes	.00	4.51
11100.2017	2017 Real Estate Taxes	.00	2.43
11100.2018	2018 Real Estate Taxes	.00	172,590.80
11100.2019	2019 Real Estate Taxes	435,256.01	11,948,245.76
12100.2003	2003 Personal Property Taxes	.00	218.72
12100.2007	2007 Personal Property Taxes	.00	132.21
12100.2008	2008 Personal Property Taxes	.00	117.33
12100.2009	2009 Personal Property Taxes	20.12	152.59
12100.2010	2010 Personal Property Taxes	28.61	303.71
12100.2011	2011 Personal Property Taxes	55.23	404.51
12100.2012	2012 Personal Property Taxes	.00	390.82
12100.2013	2013 Personal Property Taxes	.00	652.83
12100.2014	2014 Personal Property Taxes	224.76	1,329.92
12100.2015	2015 Personal Property Taxes	489.41	1,902.20
12100.2016	2016 Personal Property Taxes	4,582.74	8,553.85
12100.2017	2017 Personal Property Taxes	2,070.47	6,516.30
12100.2018	2018 Personal Property Taxes	6,237.67	29,880.75
12100.2019	2019 Personal Property Taxes	37,072.23	933,768.38
14100.0	Salt River Contribution	182,722.91	365,445.82
15130.0	Contributions Fire Assistance	.00	400,000.00
15150.0	Maricopa County Tax Collection	7,332.65	20,293.06
21100.40	Wells Fargo Bank Investment Interest	.00	431.81
21100.41	Wells Fargo Repo Investment Interest	.00	4,711.97
21100.43	Wells Fargo Trust Investment Interest	.37	228.29
21100.46	Wells Fargo Investment Investment Interest	616.93	7,403.18
21100.47	WF Money Market Investment Interest	54.25	888.74
21100.48	WF Brokerage Account Investment Interest	354.15	1,898.14
21100.55	Multi-Bank Securities Investment Interest	127.98	3,087.75
21100.70	Vining Sparks Investment Interest	2,027.08	17,918.84
21100.80	Stifel Nicolaus & Company Investment Interest	1,004.39	5,719.50
73160.0	Deposits	128,906.66	877,557.50
73100.0	Revenue Transfer	.00	16,083.35
76100.0	Line of Credit Advance	.00	368,346.75
90400.0	Refund Interest	(28.38)	(468.36)
90930.0	Warrants Redeemed	(248,352.94)	(5,030,115.79)
91010.0	Line of Credit Payments	.00	(368,346.75)
91020.0	Line of Credit Interest Payment	.00	(882.19)

(B)
\$435,256.01

(C)
\$50,781.21

(D)

(E)

(A)
\$4,185.15

(F)

(G)

(J)



Pinal County Treasurer

Monthly Statement

Date Range: 5/1/2020 to 5/31/2020

91220.0	Disbursed by County Treasurer	(870,283.46)	(9,004,108.44)
91280.0	Outgoing Wire Fee	(40.00)	(480.00)
91290.0	Outgoing Wire Surcharge	(10.00)	(120.00)
Ending Balance:		3,114,004.35	3,114,004.35

\$50.00

Monthly Statement Detail

Date	Notes	Doc #	Amount	C/D
6116421001 Superstition Fire & Medical District			Beginning Balance: 3,423,534.51	
11100.2019 2019 Real Estate Taxes			Source Code Total: 435,256.01	
05/01	Tax Distribution	0	3,434.92	C
05/01	Tax Distribution	0	1,356.59	C
05/01	Tax Distribution	0	20,777.97	C
05/01	Tax Distribution	0	10,904.37	C
05/01	Tax Distribution	0	934.77	C
05/04	Tax Distribution	0	13,118.99	C
05/04	Tax Distribution	0	19,333.20	C
05/04	Tax Distribution	0	12,067.23	C
05/05	Tax Distribution	0	2,501.28	C
05/05	Tax Distribution	0	88,278.40	C
05/05	Tax Distribution	0	39,817.90	C
05/05	Tax Distribution	0	17,752.16	C
05/05	Tax Distribution	0	23,814.10	C
05/06	Tax Distribution	0	4,208.98	C
05/06	Tax Distribution	0	5,371.08	C
05/06	Tax Distribution	0	10,378.01	C
05/07	Tax Distribution	0	8,193.41	C
05/07	Tax Distribution	0	20,627.38	C
05/07	Tax Distribution	0	2,070.47	C
05/07	Tax Distribution	0	19,991.04	C
05/08	Tax Distribution	0	1,574.92	C
05/08	Tax Distribution	0	1.57	C
05/11	Tax Distribution	0	1,968.45	C
05/11	Tax Distribution	0	7,267.92	C
05/12	Tax Distribution	0	457.40	C
05/12	Tax Distribution	0	2,630.19	C
05/12	Tax Distribution	0	9,794.87	C
05/12	Tax Distribution	0	151.75	C
05/13	Tax Distribution	0	405.60	C
05/13	Tax Distribution	0	3,367.14	C
05/13	Tax Distribution	0	(8.76)	C
05/14	Tax Distribution	0	52.41	C
05/14	Tax Distribution	0	147.37	C
05/14	Tax Distribution	0	3,500.26	C
05/14	Tax Distribution	0	948.19	C
05/15	Tax Distribution	0	(169.81)	C
05/15	Tax Distribution	0	4,538.72	C
05/15	Tax Distribution	0	3.01	C
05/15	Tax Distribution	0	431.53	C
05/18	Tax Distribution	0	1,002.74	C
05/18	Tax Distribution	0	1,346.82	C
05/18	Tax Distribution	0	81.15	C
05/19	Tax Distribution	0	4,396.89	C
05/19	Tax Distribution	0	6,393.40	C
05/19	Tax Distribution	0	1,237.36	C
05/19	Tax Distribution	0	6,122.27	C
05/20	Tax Distribution	0	2,157.94	C
05/20	Tax Distribution	0	1,709.37	C

876
169.81
435,434.51

178.51



Pinal County Treasurer

Monthly Statement

Date Range: 5/1/2020 to 5/31/2020

05/20	Tax Distribution	0	456.83	C
05/20	Tax Distribution	0	786.72	C
05/20	Tax Distribution	0	9,476.74	C
05/21	Tax Distribution	0	2,300.58	C
05/21	Tax Distribution	0	4,738.28	C
05/21	Tax Distribution	0	568.49	C
05/21	Tax Distribution	0	1,037.55	C
05/22	Tax Distribution	0	3,472.43	C
05/22	Tax Distribution	0	4,440.54	C
05/22	Tax Distribution	0	1,838.66	C
05/26	Tax Distribution	0	1,057.55	C
05/26	Tax Distribution	0	4,532.26	C
05/26	Tax Distribution	0	105.72	C
05/27	Tax Distribution	0	1,824.33	C
05/27	Tax Distribution	0	1,121.89	C
05/27	Tax Distribution	0	958.27	C
05/27	Tax Distribution	0	10.87	C
05/27	Tax Distribution	0	382.55	C
05/27	Tax Distribution	0	3,521.31	C
05/28	Tax Distribution	0	483.13	C
05/28	Tax Distribution	0	808.82	C
05/28	Tax Distribution	0	981.39	C
05/28	Tax Distribution	0	191.29	C
05/29	Tax Distribution	0	653.70	C
05/29	Tax Distribution	0	344.25	C
05/29	Tax Distribution	0	2,718.94	C
12100.2009 2009 Personal Property Taxes			Source Code Total: 20.12	
05/19	Tax Distribution	0	20.12	C
12100.2010 2010 Personal Property Taxes			Source Code Total: 28.61	
05/19	Tax Distribution	0	28.61	C
12100.2011 2011 Personal Property Taxes			Source Code Total: 55.23	
05/04	Tax Distribution	0	27.45	C
05/06	Tax Distribution	0	2.56	C
05/19	Tax Distribution	0	25.22	C
12100.2014 2014 Personal Property Taxes			Source Code Total: 224.76	
05/05	Tax Distribution	0	21.98	C
05/13	Tax Distribution	0	59.30	C
05/19	Tax Distribution	0	16.79	C
05/20	Tax Distribution	0	50.01	C
05/21	Tax Distribution	0	5.66	C
05/27	Tax Distribution	0	24.63	C
05/27	Tax Distribution	0	13.61	C
05/29	Tax Distribution	0	32.78	C
12100.2015 2015 Personal Property Taxes			Source Code Total: 489.41	
05/04	Tax Distribution	0	40.23	C
05/05	Tax Distribution	0	21.98	C
05/08	Tax Distribution	0	12.13	C
05/11	Tax Distribution	0	7.61	C
05/13	Tax Distribution	0	251.55	C
05/19	Tax Distribution	0	16.78	C
05/20	Tax Distribution	0	39.54	C
05/20	Tax Distribution	0	15.96	C
05/27	Tax Distribution	0	24.53	C
05/27	Tax Distribution	0	26.32	C
05/29	Tax Distribution	0	32.78	C
12100.2016 2016 Personal Property Taxes			Source Code Total: 4,582.74	
05/05	Tax Distribution	0	9.39	C



Pinal County Treasurer

Monthly Statement

Date Range: 5/1/2020 to 5/31/2020

05/07	Tax Distribution	0	18.35	C
05/08	Tax Distribution	0	12.35	C
05/13	Tax Distribution	0	250.95	C
05/18	Tax Distribution	0	39.92	C
05/19	Tax Distribution	0	17.10	C
05/19	Tax Distribution	0	1,923.53	C
05/20	Tax Distribution	0	16.24	C
05/21	Tax Distribution	0	2,190.31	C
05/27	Tax Distribution	0	24.91	C
05/27	Tax Distribution	0	26.69	C
05/29	Tax Distribution	0	53.00	C
12100.2017 2017 Personal Property Taxes			Source Code Total: 2,070.47	
05/01	Tax Distribution	0	13.06	C
05/01	Tax Distribution	0	86.90	C
05/05	Tax Distribution	0	6.79	C
05/05	Tax Distribution	0	4.36	C
05/06	Tax Distribution	0	33.09	C
05/07	Tax Distribution	0	29.44	C
05/08	Tax Distribution	0	12.33	C
05/11	Tax Distribution	0	9.17	C
05/13	Tax Distribution	0	252.57	C
05/18	Tax Distribution	0	87.77	C
05/19	Tax Distribution	0	27.08	C
05/19	Tax Distribution	0	17.10	C
05/19	Tax Distribution	0	1,255.48	C
05/20	Tax Distribution	0	89.63	C
05/20	Tax Distribution	0	1.81	C
05/22	Tax Distribution	0	16.55	C
05/27	Tax Distribution	0	14.90	C
05/27	Tax Distribution	0	24.91	C
05/27	Tax Distribution	0	26.69	C
05/29	Tax Distribution	0	60.84	C
12100.2018 2018 Personal Property Taxes			Source Code Total: 6,237.67	
05/01	Tax Distribution	0	85.88	C
05/04	Tax Distribution	0	122.13	C
05/04	Tax Distribution	0	42.19	C
05/06	Tax Distribution	0	29.57	C
05/07	Tax Distribution	0	41.72	C
05/07	Tax Distribution	0	35.56	C
05/08	Tax Distribution	0	12.33	C
05/11	Tax Distribution	0	73.12	C
05/12	Tax Distribution	0	1.47	C
05/13	Tax Distribution	0	252.75	C
05/15	Tax Distribution	0	166.75	C
05/18	Tax Distribution	0	95.06	C
05/19	Tax Distribution	0	55.68	C
05/19	Tax Distribution	0	2.26	C
05/19	Tax Distribution	0	17.09	C
05/19	Tax Distribution	0	469.91	C
05/20	Tax Distribution	0	88.08	C
05/20	Tax Distribution	0	118.46	C
05/21	Tax Distribution	0	3,423.51	C
05/22	Tax Distribution	0	912.91	C
05/26	Tax Distribution	0	33.29	C
05/27	Tax Distribution	0	14.84	C
05/27	Tax Distribution	0	51.26	C
05/27	Tax Distribution	0	35.50	C



Pinal County Treasurer

Monthly Statement

Date Range: 5/1/2020 to 5/31/2020

05/28	Tax Distribution	0	11.30	C
05/29	Tax Distribution	0	45.05	C
12100.2019 2019 Personal Property Taxes			Source Code Total: 37,072.23	
05/01	Tax Distribution	0	993.28	C
05/01	Tax Distribution	0	226.41	C
05/01	Tax Distribution	0	231.15	C
05/04	Tax Distribution	0	1,523.11	C
05/04	Tax Distribution	0	857.47	C
05/04	Tax Distribution	0	185.04	C
05/05	Tax Distribution	0	180.38	C
05/05	Tax Distribution	0	3,383.31	C
05/05	Tax Distribution	0	3,440.84	C
05/05	Tax Distribution	0	852.95	C
05/06	Tax Distribution	0	86.31	C
05/06	Tax Distribution	0	299.73	C
05/06	Tax Distribution	0	1,551.86	C
05/07	Tax Distribution	0	642.52	C
05/07	Tax Distribution	0	444.36	C
05/07	Tax Distribution	0	516.21	C
05/08	Tax Distribution	0	47.52	C
05/08	Tax Distribution	0	4.59	C
05/11	Tax Distribution	0	200.84	C
05/11	Tax Distribution	0	31.81	C
05/12	Tax Distribution	0	61.32	C
05/12	Tax Distribution	0	232.59	C
05/12	Tax Distribution	0	327.47	C
05/12	Tax Distribution	0	13.57	C
05/13	Tax Distribution	0	632.40	C
05/14	Tax Distribution	0	32.66	C
05/14	Tax Distribution	0	(86.79)	C
05/15	Tax Distribution	0	639.48	C
05/15	Tax Distribution	0	2.44	C
05/15	Tax Distribution	0	244.85	C
05/18	Tax Distribution	0	47.52	C
05/18	Tax Distribution	0	1,042.64	C
05/19	Tax Distribution	0	1,764.58	C
05/19	Tax Distribution	0	511.98	C
05/19	Tax Distribution	0	343.20	C
05/19	Tax Distribution	0	1,172.83	C
05/20	Tax Distribution	0	205.58	C
05/20	Tax Distribution	0	91.15	C
05/20	Tax Distribution	0	84.39	C
05/20	Tax Distribution	0	701.02	C
05/21	Tax Distribution	0	1,474.21	C
05/21	Tax Distribution	0	1,336.08	C
05/21	Tax Distribution	0	230.76	C
05/21	Tax Distribution	0	267.57	C
05/22	Tax Distribution	0	431.42	C
05/22	Tax Distribution	0	290.71	C
05/22	Tax Distribution	0	18.31	C
05/26	Tax Distribution	0	197.64	C
05/26	Tax Distribution	0	240.36	C
05/26	Tax Distribution	0	319.95	C
05/27	Tax Distribution	0	29.88	C
05/27	Tax Distribution	0	184.13	C
05/27	Tax Distribution	0	418.87	C
05/27	Tax Distribution	0	215.97	C

18677
 37,159.00



Pinal County Treasurer

Monthly Statement

Date Range: 5/1/2020 to 5/31/2020

05/27	Tax Distribution	0	845.83	C
05/28	Tax Distribution	0	2,802.26	C
05/28	Tax Distribution	0	138.67	C
05/28	Tax Distribution	0	160.13	C
05/29	Tax Distribution	0	30.99	C
05/29	Tax Distribution	0	627.05	C
05/29	Tax Distribution	0	3,046.87	C
14100.0	Salt River Contribution		Source Code Total: 182,722.91	
05/01	Salt River Project In Lieu	0	182,722.91	C
15150.0	Maricopa County Tax Collection		Source Code Total: 7,332.65	
05/15	Superstition Fire Proceeds from Maricopa Co Wired	0	7,332.65	C
21100.43	Wells Fargo Trust Investment Interest		Source Code Total: .37	
05/04	Investment Interest	0	.37	C
21100.46	Wells Fargo Investment Investment Interest		Source Code Total: 616.93	
05/04	Investment Interest	0	335.76	C
05/26	Investment Interest	0	54.54	C
05/26	Investment Interest	0	121.71	C
05/26	Investment Interest	0	104.92	C
21100.47	WF Money Market Investment Interest		Source Code Total: 54.25	
05/01	Investment Interest	0	54.25	C
21100.48	WF Brokerage Account Investment Interest		Source Code Total: 354.15	
05/14	Investment Interest	0	116.27	C
05/19	Investment Interest	0	237.88	C
21100.55	Multi-Bank Securities Investment Interest		Source Code Total: 127.98	
05/26	Investment Interest	0	127.98	C
21100.70	Vining Sparks Investment Interest		Source Code Total: 2,027.08	
05/08	Investment Interest	0	313.13	C
05/20	Investment Interest	0	310.17	C
05/26	Investment Interest	0	301.13	C
05/26	Investment Interest	0	448.25	C
05/26	Investment Interest	0	245.08	C
05/27	Investment Interest	0	409.32	C
21100.80	Stifel Nicolaus & Company Investment Interest		Source Code Total: 1,004.39	
05/04	Investment Interest	0	333.23	C
05/21	Investment Interest	0	337.47	C
05/27	Investment Interest	0	333.69	C
73160.0	Deposits		Source Code Total: 128,906.66	
05/01	WIRED MONEY TO GENERAL FUND	0	49,287.89	C
05/07	WIRED MONEY TO GENERAL FUND	0	300.00	C
05/14	WIRED MONEY TO GENERAL FUND	0	420.00	C
05/19	WIRED MONEY TO GENERAL FUND	0	56,652.19	C
05/21	WIRED MONEY TO GENERAL FUND	0	400.00	C
05/28	100.10.42600.15 Lerner & Rowe/inv 5911/ck 133430	0	20.00	C
05/28	100.10.42600.15 Insurance Defense/inv 5908/ck 101	0	20.00	C
05/28	100.10.42600.15 Tobler Law / inv 5907 /ck 24489	0	20.00	C
05/28	100.10.42600.15 The MCS Group/inv 5893/ck 888088	0	20.00	C
05/28	100.10.42600.15 Cook Law / inv 5892 / ck 7799	0	20.00	C
05/28	100.10.53965.10 J Kevin /inv 5887 / ck 26174291826	0	276.10	C
05/28	100.10.53965.10 P Bourgeois / inv 5851/ck 4244	0	1,271.58	C
05/28	100.10.53965.10 P SPRS / inv 5852 / ck 211135	0	663.51	C
05/28	100.10.53965.10 D Montgomery/inv 5850 /ck 7707	0	545.84	C
05/28	100.10.43300.50 CITOAJ/5870,,172,203,211/102194	0	400.00	C
05/28	100.10.45900.10	0	100.00	C
05/28	100.10.43100.40 ARISLD/inv 5898/ck 219644916	0	1,194.16	C
05/28	100.10.42200.41 ANTSIT/inv 5899/ck 20320	0	758.72	C
05/28	100.10.42025.41 AZFORM/inv 5891/ck 219642608	0	4,305.00	C
05/28	100.10.43200.20 SUPFD/inv 5867,5910/ck 41629	0	11,831.67	C



Pinal County Treasurer

Monthly Statement

Date Range: 5/1/2020 to 5/31/2020

05/28	WIRED MONEY TO GENERAL FUND	0	400.00	C
90400.0 Refund Interest			Source Code Total: (28.38)	
05/06	164425 101-14-007G5 2019 Adjustment/Corr Refund	164425	(14.60)	D
05/06	164425 101-14-007G5 2019 Adjustment/Corr Refund	164425	(.58)	D
05/14	164622 B99-93-55402 2019 Adjustment/Corr Refund	164622	(13.20)	D
90930.0 Warrants Redeemed			Source Code Total: (248,352.94)	
05/01	Paid Warrants	0	(402.00)	D
05/04	Paid Warrants	0	(72,995.43)	D
05/05	Paid Warrants	0	(1,013.59)	D
05/06	Paid Warrants	0	(19,157.38)	D
05/07	Paid Warrants	0	(20,903.03)	D
05/11	Paid Warrants	0	(1,571.84)	D
05/12	Paid Warrants	0	(2,167.60)	D
05/13	Paid Warrants	0	(41,275.20)	D
05/14	Paid Warrants	0	(2,984.27)	D
05/15	Paid Warrants	0	(2,028.01)	D
05/19	Paid Warrants	0	(11,276.17)	D
05/20	Paid Warrants	0	(20,558.52)	D
05/21	Paid Warrants	0	(19,812.22)	D
05/22	Paid Warrants	0	(8,015.10)	D
05/26	Paid Warrants	0	(2,541.76)	D
05/27	Paid Warrants	0	(11,649.55)	D
05/28	Paid Warrants	0	(6,669.13)	D
05/29	Paid Warrants	0	(3,332.14)	D
91200.0 Disbursed by County Treasurer			Source Code Total: (870,283.46)	
05/14	Fire District Employee Payroll Direct Deposit	0	(238,866.41)	D
05/14	Fire District Federal & State P/R Taxes	0	(52,583.00)	D
05/14	Fire District 457, union dues, pac	0	(44,704.58)	D
05/14	Fire HSA	0	(9,065.17)	D
05/14	Fire PSPRS	0	(93,474.64)	D
05/28	Fire Employees Payroll Direct Deposit	0	(229,322.68)	D
05/28	Fire District Federal & State P/R Taxes	0	(50,962.70)	D
05/28	Fire District 457, union dues, pac	0	(43,929.50)	D
05/28	Fire HSA	0	(9,065.17)	D
05/28	Fire PSPRS	0	(89,615.71)	D
05/28	Fire ASRS	0	(8,693.90)	D
91280.0 Outgoing Wire Fee			Source Code Total: (40.00)	
05/14	Wire Transfer Chg P/R	0	(20.00)	D
05/28	Wire Transfer Chg P/R	0	(20.00)	D
91290.0 Outgoing Wire Surcharge			Source Code Total: (10.00)	
05/14	Wire Transfer Chg P/R	0	(5.00)	D
05/28	Wire Transfer Chg P/R	0	(5.00)	D

6116421001 Superstition Fire & Medical District **Ending Balance: 3,114,004.35**

Warrant Detail

Payee Name	Warrant	Amount	Issue Dt	Status Dt	Voucher
6116421001 Superstition Fire & Medical District					
Fund: 1102					
Status: OUTS					
		Account Total: 438,650.97			
		Fund Total: 408,089.01			
		Status Total: 183,348.24 (L)			
GE SHIVELY	1102029780	621.00	03/18/20	03/18/20	
MAYHEW PEREZ	1102029843	180.82	04/08/20	04/08/20	
PROPHET NETWORK INTEGRATION,IN	1102029899	4,755.05	04/22/20	04/22/20	
AFLAC	1102029966	7,169.52	05/20/20	05/21/20	
APACHE JUNCTION UNIFIED	1102029967	5,158.11	05/20/20	05/21/20	
WATER UTILITIES COMM FD DBA	1102029968	148.54	05/20/20	05/21/20	
AHS RESCUE LLC	1102029970	851.79	05/20/20	05/21/20	
CITY OF APACHE JUNCTION	1102029976	2,683.13	05/20/20	05/21/20	



Pinal County Treasurer

Monthly Statement

Date Range: 5/1/2020 to 5/31/2020

CITY OF MESA	1102029977	20,248.60	05/20/20	05/21/20
DELTA DENTAL OF ARIZONA	1102029978	2,690.02	05/20/20	05/21/20
ROBERT E DEBOW JR. CONST, INC.	1102029980	263.22	05/20/20	05/21/20
FIRST CALL AUTO & INDUSTRIAL	1102029981	1,447.54	05/20/20	05/21/20
KANSAS STATE BANK OF MANHATTAN	1102029984	158.41	05/20/20	05/21/20
RIGHT AWAY DISPOSAL, LLC	1102029989	229.18	05/20/20	05/21/20
RV STRIPES & GRAPHICS, INC.	1102029990	43.01	05/20/20	05/21/20
UNITED HEALTHCARE INSURANCE CO	1102029995	72,627.08	05/20/20	05/21/20
USA CARPET & UPHOLSTERY	1102029996	1,335.02	05/20/20	05/21/20
WATER UTILITIES COMM FD DBA	1102029998	67.34	05/27/20	05/27/20
ARIZONA WATER COMPANY, INC.	1102029999	526.18	05/27/20	05/27/20
AT&T CORP	1102030000	976.33	05/27/20	05/27/20
DIVERSIFIED INSPECTIONS /	1102030001	272.34	05/27/20	05/27/20
ELLIOTT AUTO SUPPLY CO, INC.	1102030002	469.96	05/27/20	05/27/20
FLEETPRIDE, INC	1102030003	114.67	05/27/20	05/27/20
GINCO PLUMBING LLC	1102030004	977.87	05/27/20	05/27/20
ARIZONA BEST SEAL TEAM, DBA:	1102030005	495.00	05/27/20	05/27/20
HONEYWELL ANALYTICS	1102030006	772.00	05/27/20	05/27/20
L.N. CURTIS & SONS	1102030007	1,029.20	05/27/20	05/27/20
MESA DISCOUNT, INC	1102030008	644.30	05/27/20	05/27/20
MOTOROLA SOLUTIONS, INC	1102030009	2,683.82	05/27/20	05/27/20
MUNICIPAL EMERGENCY SERV. INC.	1102030010	70.13	05/27/20	05/27/20
PROPHET NETWORK INTEGRATION,IN	1102030011	280.00	05/27/20	05/27/20
PROSHRED SECURITY ARIZONA	1102030012	46.64	05/27/20	05/27/20
PINNACLE PEAK HOLDING CORP	1102030013	1,051.16	05/27/20	05/27/20
SHOPPERS SUPPLY, LLC	1102030014	45.97	05/27/20	05/27/20
VIRAL CARE PHYSICIAN'S GROUP	1102030015	50,000.00	05/27/20	05/27/20
WAXIE'S ENTERPRISES, INC	1102030016	916.85	05/27/20	05/27/20
POWER ACQUISITION, LLC.	1102030017	1,127.89	05/27/20	05/27/20
ACUITY SPECIALTY PRODUCTS	1102030018	170.55	05/27/20	05/27/20

Status: PAID

Status Total: 224,187.82

APACHE JUNCTION UNIFIED	1102029732	5,355.92	03/11/20	05/19/20
TOSHIBA BUSINESS SOLUTIONS,INC	1102029871	181.68	04/15/20	05/04/20
WATER UTILITIES COMM FD DBA	1102029878	130.35	04/22/20	05/05/20
CITY OF MESA	1102029885	186.67	04/22/20	05/04/20
FIRST CALL AUTO & INDUSTRIAL	1102029890	30.42	04/22/20	05/01/20
CADWELL IRREVOCABLE TRUST III	1102029898	264.33	04/22/20	05/01/20
RWC INTERNATIONAL, LTD	1102029902	107.25	04/22/20	05/01/20
UNITED HEALTHCARE INSURANCE CO	1102029905	72,627.08	04/22/20	05/04/20
AA COOLING AND HEATING LLC	1102029908	2,145.36	04/29/20	05/07/20
APACHE JUNCTION UNIFIED	1102029909	5,047.11	04/29/20	05/19/20
WATER UTILITIES COMM FD DBA	1102029910	36.29	04/29/20	05/12/20
ARIZONA WATER COMPANY, INC.	1102029911	189.12	04/29/20	05/11/20
AHS RESCUE LLC	1102029912	1,474.11	04/29/20	05/07/20
PHOENIX NEWSPAPERS, INC. DBA	1102029913	372.00	04/29/20	05/06/20
ARIZONA FORESTRY DIVISION	1102029914	1,382.72	04/29/20	05/11/20
AT&T CORP	1102029915	765.79	04/29/20	05/07/20
FREIGHTLINER OF ARIZONA, LLC	1102029916	172.58	04/29/20	05/05/20
LANDS' END, INC	1102029917	131.23	04/29/20	05/06/20
MAGIC PEST CONTROL	1102029918	662.74	04/29/20	05/06/20
MEDIACOM	1102029919	5,691.84	04/29/20	05/07/20
MEDIACOM	1102029920	344.26	04/29/20	05/07/20
STANDARD INSURANCE COMPANY	1102029921	5,123.84	04/29/20	05/06/20
TARGET SOLUTIONS LEARNING LLC	1102029922	8,856.67	04/29/20	05/07/20
MARSHALL ENTERPRISES INC DBA	1102029923	2,388.84	04/29/20	05/06/20
WAXIE'S ENTERPRISES, INC	1102029924	710.66	04/29/20	05/05/20
ZICHERON, INC. DBA	1102029925	467.31	05/06/20	05/19/20
ADR HARDWARE, LLC	1102029926	395.16	05/06/20	05/13/20
ARIZONA PPE RECON, INC.	1102029927	103.50	05/06/20	05/12/20
ARIZONAWATERCONDITIONING DBA	1102029928	405.83	05/06/20	05/19/20
CINDY ELBERT INSURANCE SERVICE	1102029929	33,104.00	05/06/20	05/13/20
COOKSON DOOR SALES OF AZ, INC	1102029930	896.00	05/06/20	05/13/20



Pinal County Treasurer

Monthly Statement

Date Range: 5/1/2020 to 5/31/2020

Account Name	Account ID	Amount	Start Date	End Date
FIRST CALL AUTO & INDUSTRIAL	1102029931	688.73	05/06/20	05/15/20
ST HELEN AUTO & HARDWARE, INC.	1102029932	537.85	05/06/20	05/15/20
GINCO PLUMBING LLC	1102029933	744.54	05/06/20	05/12/20
WEX BANK DBA	1102029934	801.43	05/06/20	05/15/20
HUGHES FIRE EQUIPMENT, INC.	1102029935	1,646.88	05/06/20	05/14/20
UNIQUE PARKING SOLUTIONS, LLC	1102029936	409.00	05/06/20	05/14/20
SALT RIVER PROJECT	1102029937	3,071.18	05/06/20	05/13/20
SAN TAN FORD	1102029938	99.95	05/06/20	05/12/20
PINNACLE PEAK HOLDING CORP	1102029939	1,995.72	05/06/20	05/13/20
SOUTHWEST GAS CORPORATION	1102029940	126.60	05/06/20	05/13/20
SUPERSTITION MOUNTAINS CFD #1	1102029941	128.70	05/06/20	05/13/20
SOUTHWEST GROUND CONTROL, LLC	1102029942	1,183.32	05/06/20	05/12/20
MATLICK ENTERPRISES INC DBA	1102029943	1,557.84	05/06/20	05/13/20
UNIFIRST CORPORATION	1102029944	928.39	05/06/20	05/14/20
ALLIED WASTE TRANS, INC.	1102029945	320.00	05/13/20	05/20/20
AVID LOCKSMITH, LLC	1102029946	83.57	05/13/20	05/20/20
BINGHAM EQUIPMENT CO, INC.	1102029947	137.51	05/13/20	05/20/20
BPCWS, PLLC	1102029948	14,771.44	05/13/20	05/20/20
BUD'S BULK ICE SERVICE, INC	1102029949	916.76	05/13/20	05/26/20
CLAYMORE LTD	1102029950	207.38	05/13/20	05/21/20
GREEN & BAKER LTD	1102029951	5,340.00	05/13/20	05/22/20
HUGHES FIRE EQUIPMENT, INC.	1102029952	1,189.86	05/13/20	05/21/20
MEDIACOM	1102029953	64.98	05/13/20	05/21/20
PROPHET NETWORK INTEGRATION, IN	1102029954	1,213.80	05/13/20	05/22/20
CENTURYLINK	1102029955	175.44	05/13/20	05/22/20
CENTURYLINK	1102029956	1,263.32	05/13/20	05/22/20
RE RN TIRE COMPANY, INC.	1102029957	5,331.16	05/13/20	05/21/20
RV STRIPES & GRAPHICS, INC.	1102029958	22.74	05/13/20	05/22/20
SANDBAG STORE, LLC	1102029959	599.00	05/13/20	05/21/20
MATLICK ENTERPRISES INC DBA	1102029960	1,478.73	05/13/20	05/20/20
VERIZON WIRELESS SERVICES LLC	1102029961	1,983.45	05/13/20	05/21/20
WAXIE'S ENTERPRISES, INC	1102029962	1,420.77	05/13/20	05/20/20
POWER ACQUISITION, LLC.	1102029963	2,346.50	05/13/20	05/20/20
AA COOLING AND HEATING LLC	1102029964	1,990.50	05/20/20	05/29/20
AETNA BEHAVIORAL HEALTH, LLC	1102029965	814.08	05/20/20	05/27/20
ARIZONA WATER COMPANY, INC.	1102029969	311.70	05/20/20	05/29/20
AVID LOCKSMITH, LLC	1102029971	58.54	05/20/20	05/28/20
BRENDEN ESPIE	1102029972	753.00	05/20/20	05/29/20
CHASE	1102029973	6,708.54	05/20/20	05/27/20
DELTA DENTAL INSURANCE COMPANY	1102029979	337.36	05/20/20	05/28/20
LIBERTY WATER COMPANY, INC.	1102029983	142.70	05/20/20	05/28/20
L.N. CURTIS & SONS	1102029985	930.52	05/20/20	05/28/20
CADWELL IRREVOCABLE TRUST III	1102029986	264.33	05/20/20	05/28/20
PHOENIX TECHNOLOGY SOLUTIONS	1102029987	66.00	05/20/20	05/29/20
REDBURN TIRE COMPANY, INC.	1102029988	424.53	05/20/20	05/28/20
STRYKER SALES CORPORATION	1102029991	3,329.57	05/20/20	05/27/20
STRICKBINE PUBLISHING, INC	1102029992	210.94	05/20/20	05/29/20
MATLICK ENTERPRISES INC DBA	1102029993	4,511.15	05/20/20	05/28/20
VISION SERVICE PLAN	1102029997	797.36	05/20/20	05/27/20
Status: VOID				Status Total: 552.95
PINNACLE PEAK HOLDING CORP	1102029868	552.95	04/15/20	05/27/20
Fund: 1103				Fund Total: 30,561.96
Status: OUTS				Status Total: 6,396.84 (M)
AZ FF RETIREE HEALTH TRUST FUND	1103018246	1,625.00	05/29/20	05/28/20
PL SAFETY PERSONNEL RETIREMENT SYSTEM	1103018247	2,934.17	05/29/20	05/28/20
SUPPORT PAYMENT CLEARINGHOUSE	1103018248	1,837.67	05/29/20	05/28/20
Status: PAID				Status Total: 24,165.12
ARIZONA STATE RETIREMENT SYSTEM	1103018240	8,641.06	05/01/20	05/06/20
AZ FF RETIREE HEALTH TRUST FUND	1103018241	1,625.00	05/01/20	05/07/20
SUPPORT PAYMENT CLEARINGHOUSE	1103018242	1,837.67	05/01/20	05/06/20
ARIZONA STATE RETIREMENT SYSTEM	1103018243	8,598.72	05/15/20	05/21/20



Pinal County Treasurer

Monthly Statement

Date Range: 5/1/2020 to 5/31/2020

AZ FF RETIREE HEALTH TRUST FUND	1103018244	1,625.00	05/15/20	05/26/20
SUPPORT PAYMENT CLEARINGHOUSE	1103018245	1,837.67	05/15/20	05/21/20
	Count:	Amount		
Total OUTS:	41	189,745.08		
Total PAID:	86	248,352.94		
Total VOID:	1	552.95		



**Superstition Fire & Medical District
General (Fund 100) Cash Reconciliation
Fiscal Year 2019 - 2020
4/30/2020**

	<u>Deposits</u> <u>(Cash Receipts)</u>	<u>Cash</u> <u>Disbursements</u>	<u>Refunded</u> <u>Taxes</u>	<u>Book</u> <u>Balance</u>
Book Balance as of: 4/1/2020				<u>(5,604,488.28)</u> BB
<u>Activity During the Month</u>				
Journal Entries:				
Interest Income (Expense):	5,910.94			5,910.94 (A)
Cash Receipts				
2015 Real Estate Taxes				-
2018 Real Estate Taxes				-
2017 Real Estate Taxes				0.00 (B)
2018 Real Estate Taxes	7.29			7.29 (B)
2019 Real Estate Taxes	2,895,269.52		(482.64)	2,894,786.88 (B)
2007 Pers. Prop. Taxes	25.47			25.47 (C)
2008 Pers. Prop. Taxes	116.27			116.27 (C)
2009 Pers. Prop. Taxes	117.52			117.52 (C)
2010 Pers. Prop. Taxes	136.26			136.26 (C)
2011 Pers. Prop. Taxes	145.40			145.40 (C)
2012 Pers. Prop. Taxes	150.53			150.53 (C)
2013 Pers. Prop. Taxes	203.05			203.05 (C)
2014 Pers. Prop. Taxes	221.87			221.87 (C)
2015 Pers. Prop. Taxes	264.78			264.78 (C)
2016 Pers. Prop. Taxes	326.15		(0.04)	326.11 (C)
2017 Pers. Prop. Taxes	1,602.93		(0.02)	1,602.91 (C)
2018 Pers. Prop. Taxes	950.32			950.32 (C)
2019 Pers. Prop. Taxes	61,892.38		(103.84)	61,788.54 (C)
SRP Contributions				-
FDAT				0.00 (D)
Maricopa County Taxes	329.04			329.04 (E)
Deposits	21,358.18			21,358.16 (E)
Revenue Transfer				0.00
Cash Disbursements				
A) Accounts Payable Activity		(418,345.17)		(418,345.17) (F)
B) Payroll Activity		(852,153.65)		(852,153.65) (G)
C) Payroll Wire Fees		(75.00)		(75.00) (H)
D) Stop Payment Fee				-
D) Transfer In / Out				-
D) Transfer In / Out				-
D) Transfer In / Out				-
E) Refund Interest		(1.37)		(1.37) (I)
	<u>\$2,989,027.88</u>	<u>(1,270,575.19)</u>		<u>(3,886,622.13)</u> BB-May
<u>Pinal County Bank Balance</u>				
Ending Bank Balance as of: 4/30/2020		Balance from YTD Column		3,423,534.51 (J)
Less: Line of Credit Advances				
Less: Line of Credit Interest				
Plus: Line of Credit Payments				
Less: Outstanding Warrants		A/P Payroll	(120,488.68)	(120,488.68) (K)
Less:				0.00
				0.00
				<u>3,303,045.83</u> (L)
		Cash Balance in Payroll Clearing Account	416,244.91	416,244.91 (L)
		Cash Balance in Electronic / ACH Clearing Account	0.00	
		Petty Cash	100.00	
			<u>3,719,390.74</u>	
Prepared by: <i>[Signature]</i> 5/4/2020		Balance per B/S	3,719,390.74 (M)	
Reviewed by: <i>[Signature]</i> 5/5/2020		Difference	0.00	

CASH RECEIPTS

May 2020 M & O DEPOSITS

Date	Control #	Amount	Account #	Description
5/1/2020		49,287.89	100.10.53799.10	SAFER Grant Reimbursement
	B	49,287.89		Wire Transfer F-1
5/7/2020		300.00	100.10.42700.50	TNT Fireworks/inv 5881/CC
	A	300.00		Wire Transfer F-2
5/14/2020		400.00	100.10.42700.50	J Songstad - Clubhouse @ Silos/inv 5886 / CC
		20.00	100.10.42500.50	L Robinson - AZ Children's Assoc / inv 5895 / CC
	A	420.00		Wire Transfer F-3
5/21/2020		400.00	100.10.42700.50	Metro Fire Equipment / inv 5987 / CC
	A	400.00		Wire Transfer F-4
5/21/2020		56,652.19	100.10.42700.50	SAFER Grant Reimbursement
	C	56,652.19		Wire Transfer F-5
5/28/2020		400.00	100.10.42700.50	Campground USA / inv 5912 / CC
	A	400.00		Wire Transfer F-6
5/28/2020		20.00	100.10.42600.15	Lerner & Rowe/inv 5911/ck 133430
		20.00	100.10.42600.15	Insurance Defense/inv 5908/ck 101
		20.00	100.10.42600.15	Tobler Law / inv 5907 / ck 24489
		20.00	100.10.42600.15	The MCS Group/inv 5893/ck 888088
		20.00	100.10.42600.15	Cook Law / inv 5892 / ck 7799
		276.10	100.10.53965.10	J Kevin /inv 5887 / ck 26174291826
		1,271.58	100.10.53965.10	P Bourgeois / inv 5851/ck 4244
		663.51	100.10.53965.10	PSPRS / inv 5852 / ck 211135
		545.84	100.10.53965.10	D Montgomery/inv 5850 /ck 7707
		400.00	100.10.43300.50	CITOAJ/5870,,172,203,211/102194
		100.00	100.10.45900.10	AZDOR/inv 5894/ck 1568894
		1,194.16	100.10.43100.40	ARISLD/inv 5898/ck 219644916
		758.72	100.10.42200.41	ANTSIT/inv 5899/ck 20320
		4,305.00	100.10.42025.41	AZFORFM/inv 5891/ck 219642608
		11,831.67	100.10.43200.20	SUPFD/inv 5867,5910/ck 41629
	A	21,446.58		F-7
May 2020 Totals		128,906.66		

F



Control No. 347104

Pinal County Treasurer Pending Treasurer Receipt

Treasurer's Office Use

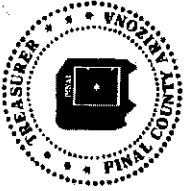
Receipt No.:

Posted By:

Receipt Date: 5/7/2020 Cash: \$0.00 Submitted By: JenniferBurke1
 Total Amount: \$300.00 Check: \$0.00 Department: Superstition Fire & Medical District
 Wire/Direct Deposit: \$300.00
 Credit Card: \$0.00

GL	Source	Cost	Object	Subsid	Subled	Type	Notes	Amount
6116421001	73160.0						WIRED MONEY TO GENERAL FUND	\$300.00

F-2



Pinal Count, Treasurer

Pending Treasurer Receipt

Control No. 347382

Treasurer's Office Use


Receipt No.: _____

Posted By: _____

Receipt Date: 5/14/2020 Cash: \$0.00 Submitted By: JenniferBurke1
 Total Amount: \$420.00 Check: \$0.00 Department: Superstition Fire & Medical District
 Wire/Direct Deposit: \$420.00
 Credit Card: \$0.00

GL	Source	Cost	Object	Subsid	Subled	Type	Notes	Amount
6116421001	73160.0						WIRED MONEY TO GENERAL FUND	\$420.00

F3



Control No. 347665

Pinal Count, Treasurer

Pending Treasurer Receipt

Treasurer's Office Use


Receipt No.: _____

Posted By: _____

Receipt Date: 5/21/2020 Cash: \$0.00 Submitted By: JenniferBurke1
 Total Amount: \$400.00 Check: \$0.00 Department: Supersitition Fire & Medical District
 Wire/Direct Deposit: \$400.00
 Credit Card: \$0.00

GL	Source	Cost	Object	Subsid	Subled	Type	Notes	Amount
6116421001	73160.0						WIRED MONEY TO GENERAL FUND	\$400.00

F.4




Pinal County Treasurer Treasurer Receipt

Control No. 347405
Receipt No. 281640

Receipt Date: 5/19/2020 Cash: \$0.00 Submitted By: JenniferBurke1
 Total Amount: \$56,652.19 Check: \$0.00 Department: Superstition Fire & Medical District
 Revised Date: No Change Made Wire/Direct Deposit: \$56,652.19 Posted By: Cheryl Petrimoulx
 Credit Card: \$0.00

GL	Source	Cost	Object	Subsid	Subled	Type	Notes	Amount
6116421001	73160.0						WIRED MONEY TO GENERAL FUND	\$56,652.19

F.S



Control No. 347908

Pinal County Treasurer

Pending Treasurer Receipt

Treasurer's Office Use

Receipt No.: _____

Posted By: _____

Receipt Date: 5/28/2020 Cash: \$0.00 Submitted By: JenniferBurke1
 Total Amount: \$400.00 Check: \$0.00 Department: Superstition Fire & Medical District
 Wire/Direct Deposit: \$400.00
 Credit Card: \$0.00

GL	Source	Cost	Object	Subsid	Subled	Type	Notes	Amount
6116421001	73160.0						WIRED MONEY TO GENERAL FUND	\$400.00

F-6

Superstition Fire & Medical District

AR Payment Register (Detail)

Bank ID: Equal To D

Check No. / Payment ID	Payee Name / Customer Name	Invoice No. / Account Number	Amount Paid
BANK: D - M & 0 GENERAL FUND CHECKING			
DEPOSIT: 2,799 DATE: 05/07/20			
74394682	TNT Fireworks/inv 5881/CC (ONETIMECUST)	Credit Card Invoice : 005881	\$300.00 \$100.00
	(ONETIMECUST)	Invoice : 005881	\$100.00
	(ONETIMECUST)	Invoice : 005881	\$100.00
		CREDIT CARD # 74394682 TOTAL:	\$300.00
		DEPOSIT 2,799 TOTAL:	\$300.00
DEPOSIT: 2,800 DATE: 05/05/20			
7799	(ONETIMECUST)	Check Invoice : 005892	\$20.00 \$20.00
		CHECK # 7799 TOTAL:	\$20.00
0000888088	(ONETIMECUST)	Check Invoice : 005893	\$20.00 \$20.00
		CHECK # 0000888088 TOTAL:	\$20.00
		DEPOSIT 2,800 TOTAL:	\$40.00
DEPOSIT: 2,801 DATE: 05/14/20			
74685523	Clubhouse @ Silos/inv 5886/CC (ONETIMECUST)	Credit Card Invoice : 005886	\$400.00 \$300.00
	(ONETIMECUST)	Invoice : 005886	\$100.00
		CREDIT CARD # 74685523 TOTAL:	\$400.00
43104	AZ Children Assoc/inv 5895/CC (ONETIMECUST)	Credit Card Invoice : 005895	\$20.00 \$20.00
		CREDIT CARD # 74743104 TOTAL:	\$20.00
		DEPOSIT 2,801 TOTAL:	\$420.00
DEPOSIT: 2,802 DATE: 05/21/20			
75055008	Metro Fire / inv 5897 / cc (ONETIMECUST)	Credit Card Invoice : 005897	\$400.00 \$300.00
	(ONETIMECUST)	Invoice : 005897	\$100.00
		CREDIT CARD # 75055008 TOTAL:	\$400.00
		DEPOSIT 2,802 TOTAL:	\$400.00
DEPOSIT: 2,803 DATE: 05/13/20			
24489	(ONETIMECUST)	Check Invoice : 005907	\$20.00 \$20.00
		CHECK # 24489 TOTAL:	\$20.00
0101	(ONETIMECUST)	Check Invoice : 005908	\$20.00 \$20.00
		CHECK # 0101 TOTAL:	\$20.00
		DEPOSIT 2,803 TOTAL:	\$40.00
DEPOSIT: 2,804 DATE: 05/19/20			
133430	(ONETIMECUST)	Check Invoice : 005911	\$20.00 \$20.00
		CHECK # 133430 TOTAL:	\$20.00
		DEPOSIT 2,804 TOTAL:	\$20.00
DEPOSIT: 2,805 DATE: 05/26/20			
5363, 5363R	Chase Bank / 5363, 5363r (ONETIMECUST)	Transfer Invoice : 005363	\$0.00 \$20.00

Superstition Fire & Medical District

AR Payment Register (Detail)

Bank ID: Equal To D

ck No. / Payment ID	Payee Name / Customer Name	Invoice No. / Account Number	Amount Paid
BANK: D - M & O GENERAL FUND CHECKING			
DEPOSIT: 2,805	DATE: 05/26/20		(CONTINUED)
	(ONETIMECUST)	Invoice : 005363R	-\$20.00
		TRANSFER TOTAL:	\$0.00
5833, 5833R	American Blue / 5833, 5833r	Transfer	\$0.00
	(ONETIMECUST)	Invoice : 005833	\$100.00
	(ONETIMECUST)	Invoice : 005833R	-\$100.00
		TRANSFER TOTAL:	\$0.00
		DEPOSIT 2,805 TOTAL:	\$0.00
DEPOSIT: 2,808			
DATE: 05/28/20			
75483656	Campground USA/inv 5912/CC	Credit Card	\$400.00
	(ONETIMECUST)	Invoice : 005912	\$300.00
	(ONETIMECUST)	Invoice : 005912	\$100.00
		CREDIT CARD # 75483656 TOTAL:	\$400.00
		DEPOSIT 2,808 TOTAL:	\$400.00
DEPOSIT: 2,809			
DATE: 05/28/20			
26174291826	J Kevin/5887/26174291826	Check	\$276.10
	John Kevin (KEVINJO)	Invoice : 005887	\$276.10
		CHECK # 26174291826 TOTAL:	\$276.10
4244	P Bourgeois/5851/4244	Check	\$1,271.58
	Paul Bourgeois (BOUP)	Invoice : 005851	\$1,271.58
		CHECK # 4244 TOTAL:	\$1,271.58
211135	PSPRS/5852/211135	Check	\$663.51
	Public Safety Retirement Sys. (PSPRS/COBRA)	Invoice : 005852	\$260.00
	Public Safety Retirement Sys. (PSPRS/COBRA)	Invoice : 005852	\$143.51
	Public Safety Retirement Sys. (PSPRS/COBRA)	Invoice : 005852	\$260.00
		CHECK # 211135 TOTAL:	\$663.51
7707	D Montgomery/5850/7707	Check	\$545.84
	Dave Montgomery (MONTD)	Invoice : 005850	\$545.84
		CHECK # 7707 TOTAL:	\$545.84
102194	CITOAJ/5870,172,203,211/102194	Check	\$400.00
	City of Apache Junction (CITOAJ)	Invoice : 2020-00211	\$100.00
	City of Apache Junction (CITOAJ)	Invoice : 2020-00172	\$100.00
	City of Apache Junction (CITOAJ)	Invoice : 2020-00203	\$100.00
	City of Apache Junction (CITOAJ)	Invoice : 005870	\$100.00
		CHECK # 102194 TOTAL:	\$400.00
1568894	AZDOR/5894/1568894	Check	\$100.00
	(ONETIMECUST)	Invoice : 005894	\$100.00
		CHECK # 1568894 TOTAL:	\$100.00
219644916	ARISLD/5898/219644916	Check	\$1,194.16
	Arizona State Land Department (ARISLD)	Invoice : 005898	\$1,194.16
		CHECK # 219644916 TOTAL:	\$1,194.16
20320	Antenna Sites/5899/20320	Check	\$758.72
	Antenna Sites, Inc. (ANTSIT)	Invoice : 005899	\$758.72
		CHECK # 20320 TOTAL:	\$758.72
642608	AZFORFM/5891/219642608	Check	\$4,305.00
	AZ Department of Forestry (AZFORFM)	Invoice : 005891	\$3,390.00
	AZ Department of Forestry (AZFORFM)	Invoice : 005891	\$915.00
		CHECK # 219642608 TOTAL:	\$4,305.00
41629	SUPFD/5867-5910/41629	Check	\$11,831.67
	Superior Fire Department (SUPFD)	Invoice : 005867	\$10.25
	Superior Fire Department (SUPFD)	Invoice : 005910	\$1,971.00

Superstition Fire & Medical District

AR Payment Register (Detail)

Bank ID: Equal To D

Check No. / Payment ID Payee Name / Customer Name Invoice No. / Account Number Amount Paid

BANK: D - M & O GENERAL FUND CHECKING
DEPOSIT: 2,809 DATE: 05/28/20

(CONTINUED)

Superior Fire Department (SUPFD)	Invoice : 005910	\$1,022.00
Superior Fire Department (SUPFD)	Invoice : 005910	\$2,628.00
Superior Fire Department (SUPFD)	Invoice : 005910	\$657.00
Superior Fire Department (SUPFD)	Invoice : 005910	\$174.28
Superior Fire Department (SUPFD)	Invoice : 005910	\$26.48
Superior Fire Department (SUPFD)	Invoice : 005910	\$147.37
Superior Fire Department (SUPFD)	Invoice : 005910	\$237.31
Superior Fire Department (SUPFD)	Invoice : 005910	\$447.25
Superior Fire Department (SUPFD)	Invoice : 005910	\$611.53
Superior Fire Department (SUPFD)	Invoice : 005910	\$111.84
Superior Fire Department (SUPFD)	Invoice : 005910	\$1,432.57
Superior Fire Department (SUPFD)	Invoice : 005910	\$235.00
Superior Fire Department (SUPFD)	Invoice : 005910	\$143.99
Superior Fire Department (SUPFD)	Invoice : 005910	\$321.38
Superior Fire Department (SUPFD)	Invoice : 005910	\$412.53
Superior Fire Department (SUPFD)	Invoice : 005910	\$5.81
Superior Fire Department (SUPFD)	Invoice : 005910	\$13.42
Superior Fire Department (SUPFD)	Invoice : 005910	\$43.77
Superior Fire Department (SUPFD)	Invoice : 005910	\$92.13
Superior Fire Department (SUPFD)	Invoice : 005910	\$67.10
Superior Fire Department (SUPFD)	Invoice : 005910	\$92.40
Superior Fire Department (SUPFD)	Invoice : 005910	\$29.21
Superior Fire Department (SUPFD)	Invoice : 005910	\$20.43
Superior Fire Department (SUPFD)	Invoice : 005910	\$445.15
Superior Fire Department (SUPFD)	Invoice : 005910	\$214.87
Superior Fire Department (SUPFD)	Invoice : 005910	\$69.14
Superior Fire Department (SUPFD)	Invoice : 005910	\$108.94
Superior Fire Department (SUPFD)	Invoice : 005910	\$30.33
Superior Fire Department (SUPFD)	Invoice : 005910	\$9.19

CHECK # 41629 TOTAL: \$11,831.67

DEPOSIT 2,809 TOTAL: \$21,346.58

TOTAL FOR BANK ID: D \$22,966.58

GRAND TOTAL OF ALL CHECKS: \$21,446.58

GRAND TOTAL OF ALL CREDIT CARDS: \$1,520.00

GRAND TOTAL OF ALL CASH: \$0.00

GRAND TOTAL OF ALL EFT: \$0.00

GRAND TOTAL OF ALL PAYMENTS: \$22,966.58

GRAND TOTAL OF ALL ADJUSTMENTS: \$0.00

COMBINED TOTAL: \$22,966.58

A 22,966.58 +
 B 49,287.89 +
 C 56,652.19 +
 128,906.66 *

> safer Grant wires

A-
 (F-2, F-3, F-4,
 F-6, F-7)

Superstition Fire Medical District
GL Account Ledger - Detail By Period
5/1/2020 through 5/31/2020

Batch	Journal	Entry #	Date	Job	Document	Description	Debits	Credits	Balance
100-10-10150-10						PAYROLL ACCOUNT			(\$9,516,949.20)
17552	PR	772877	05/01/20		18240 - 44188	Payroll All Freq 4/26/2020	-	281,379.18	(9,798,328.38)
17553	J	772942	05/01/20		JE0502	Paydate 050120 Rcls	-	50,081.91	(9,848,410.29)
17553	J	772949	05/01/20		JE0502	Paydate 050120 Rcls	-	9,065.17	(9,857,475.46)
17553	J	772954	05/01/20		JE0502	Paydate 050120 Rcls	-	87,722.38	(9,945,197.84)
17563	PR	773205	05/15/20		18243 - 44349	Payroll All Freq 5/10/2020	-	295,632.38	(10,240,830.22)
17564	J	773271	05/15/20		JE0505	Paydate 051520 Rcls	-	52,583.00	(10,293,413.22)
17564	J	773278	05/15/20		JE0505	Paydate 051520 Rcls	-	9,065.17	(10,302,478.39)
17564	J	773283	05/15/20		JE0505	Paydate 051520 Rcls	-	93,474.64	(10,395,953.03)
17581	PR	773903	05/29/20		18246 - 44511	Payroll ALL FREQ 5/24/2020	-	279,649.02	(10,675,602.05)
17582	J	773983	05/29/20		JE0509	Paydate 052920 Rcls	-	50,962.70	(10,726,564.75)
17582	J	773990	05/29/20		JE0509	Paydate 052920 Rcls	-	9,065.17	(10,735,629.92)
17582	J	773995	05/29/20		JE0509	Paydate 052920 Rcls	-	89,615.71	(10,825,245.63)
17582	J	773997	05/29/20		JE0509	Paydate 052920 Rcls	-	8,693.90	(10,833,939.53)
						PAYROLL ACCOUNT TOTALS:	\$0.00	\$1,316,990.33	(\$10,833,939.53)
						TOTAL OF LEDGER:	\$0.00	\$1,316,990.33	(\$10,833,939.53)

(14)

Commercial Checking Acct Public Funds

Account number: 4121535058 ■ May 1, 2020 - May 31, 2020 ■ Page 1 of 3



SUPERSTITION FIRE & MEDICAL DISTRICT
 PAYROLL CLEARING ACCT
 565 N IDAHO RD
 APACHE JUNCTION AZ 85119-4014

Questions?

Call your Customer Service Officer or Client Services
1-800-AT WELLS (1-800-289-3557)
 5:00 AM TO 6:00 PM Pacific Time Monday - Friday

Online: wellsfargo.com

Write: Wells Fargo Bank, N.A. (182)
 PO Box 63020
 San Francisco, CA 94163

Account summary

Commercial Checking Acct Public Funds

Account number	Beginning balance	Total credits	Total debits	Ending balance
4121535058	\$465,931.00	\$982,129.21	-\$1,347,278.21	\$100,782.00

Handwritten notes: $\frac{100}{-98,168.88}$ and $\frac{150}{-2001.12}$. Brackets group 'Total credits' as 'PSRS HSA' and 'Total debits' as 'HSA'. A circled 'N' is next to the ending balance, with '\$100' written below it.

Credits

Electronic deposits/bank credits

Effective date	Posted date	Amount	Transaction detail
	05/14	488,722.20	WT Seq#91927 Pinal County /Org=Pinal County Treasurer Sr## Gw00000033303058 Trn#200514091927 Rfb# 6998
	05/28	493,407.01	WT Seq195799 Pinal County /Org=Pinal County Treasurer Sr## Gw00000033611419 Trn#200528195799 Rfb# 7012
		\$982,129.21	Total electronic deposits/bank credits
		\$982,129.21	Total credits

Debits

Electronic debits/bank debits

Effective date	Posted date	Amount	Transaction detail
	05/01	158,376.88	ACH Origination - Superstition Fir - File 1860311208 Coid 1860311208
	05/01	67,043.77	ACH Origination - Superstition Fir - File 1860311208 Coid 1860311208
	05/01	43,854.80	ACH Origination - Superstition Fir - File 1860311208 Coid 1860311208
	05/01	29,464.71	ACH Origination - Superstition Fir - File 1860311208 Coid 1860311208
	05/01	6,035.65	ACH Origination - Superstition Fir - File 1860311208 Coid 1860311208
	05/01	11,066.29	Healthequity Inc Healthequi 30 Apr 82581 Superstition Fire & ME
	05/01	87,722.38	< Business to Business ACH Debit - Psprs Web Pay 200430 1144 Superstition Fire & ME
	05/01	51,780.87	< Business to Business ACH Debit - IRS Usat taxpymt 050120 220052215013083 Superstition Fire & ME
	05/01	10,485.65	< Business to Business ACH Debit - AZ Dept of Rev Ccddir.Dbt xxxxx3092 Superstition Fire & ME



Electronic debits/bank debits (continued)

Effective date	Posted date	Amount	Transaction detail
	05/15	238,866.41	ACH Origination - Superstition Fir - File 1860311208 Coid 1860311208
	05/15	44,704.58	ACH Origination - Superstition Fir - File 1860311208 Coid 1860311208
	05/15	29,610.34	ACH Origination - Superstition Fir - File 1860311208 Coid 1860311208
	05/15	6,036.37	ACH Origination - Superstition Fir - File 1860311208 Coid 1860311208
	05/15	11,066.29	Healthequity Inc Healthequi 14 May 82581 Superstition Fire & ME
	05/15	53,818.71	< Business to Business ACH Debit - IRS Usat taxpymt 051520 220053652195241 Superstition Fire & ME
	05/15	11,144.86	< Business to Business ACH Debit - AZ Dept of Rev Ccddir.Dbt xxxxx3092 Superstition Fire & ME
	05/19	93,327.96	< Business to Business ACH Debit - Psprs Web Pay 200518 1144 Superstition Fire & ME
	05/19	146.68	< Business to Business ACH Debit - Psprs Web Pay 200518 1144 Superstition Fire & ME
	05/29	229,322.68	ACH Origination - Superstition Fir - File 1860311208 Coid 1860311208
	05/29	43,929.50	ACH Origination - Superstition Fir - File 1860311208 Coid 1860311208
	05/29	29,600.29	ACH Origination - Superstition Fir - File 1860311208 Coid 1860311208
	05/29	6,035.65	ACH Origination - Superstition Fir - File 1860311208 Coid 1860311208
	05/29	20,500.62	Retirement Rcr Sweb Pymnt xxxxx0370 Primary Account
	05/29	52,659.17	< Business to Business ACH Debit - IRS Usat taxpymt 052920 220055070803258 Superstition Fire & ME
	05/29	10,677.10	< Business to Business ACH Debit - AZ Dept of Rev Ccddir.Dbt xxxxx3092 Superstition Fire & ME
		\$1,347,278.21	Total electronic debits/bank debits
		\$1,347,278.21	Total debits

< **Business to Business ACH:** If this is a business account, this transaction has a return time frame of one business day from post date. This time frame does not apply to consumer accounts.

Daily ledger balance summary

Date	Balance	Date	Balance	Date	Balance
04/30	465,931.00	05/15	93,574.64	05/28	493,507.01
05/01	100.00	05/19	100.00	05/29	100,782.00
05/14	488,822.20				
Average daily ledger balance		\$53,586.25			


 **IMPORTANT ACCOUNT INFORMATION**

Effective April 1, 2020, we modified our commercial account agreement to reserve the right to assess a monthly deposit balance fee on the average positive collected balance in your commercial checking account(s) with us. When and if we assess the deposit balance fee, the amount of the fee will appear on the periodic statement or client analysis statement for your account. The deposit balance fee is subject to change by us at any time without notice. For questions about the modification, you may contact your relationship manager.

Effective June 20, 2020, we are updating the Funds Availability Policy in our Commercial Account Agreement as follows:

In the "Longer delays may apply" section, when a longer delay applies, we are making the following changes:

- The amount of your deposit that may be available on the first business day after the day of your deposit is increasing from \$200 to \$225.
- We are changing the check deposit amount exception that may lead to a delay of generally no more than seven business days from "You deposit checks totaling more than \$5,000 on any one day" to "You deposit checks totaling more than \$5,525 on any one day."



ADVICE OF CHARGE

DATE ENTERED: May 28, 2020

ENTERED BY: Lori Hlavin

SRC	ACCOUNT #	AMOUNT	REASON
91220	6-11642-1001	\$ 229,322.68 ✓	(E) EMPLOYEES PAYROLL DIRECT DEPOSIT
91220	6-11642-1001	\$ 50,962.70 ✓	(E) DISTRICT FEDERAL & STATE PR TAXES
91220	6-11642-1001	\$ 43,929.50 ✓	(E) DISTRICT 457, UNION DUES, CHARITIES & PAC
91220	6-11642-1001	\$ 9,065.17 ✓	(E) H.S.A } \$ 98,680 ⁸⁸
91220	6-11642-1001	\$ 89,615.71 ✓	(E) PSPRS }
91220	6-11642-1001	\$ 8,693.90 ✓	(E) ASRS
91220	6-11642-1002	\$ 29,600.29 ✓	(E) EMPLOYEES PAYROLL DIRECT DEPOSIT
91220	6-11642-1002	\$ 12,373.57 ✓	(E) DISTRICT FEDERAL & STATE PR TAXES
91220	6-11642-1002	\$ 6,035.65 ✓	(E) DISTRICT 457, UNION DUES, CHARITIES & PAC
91220	6-11642-1002	\$ 2,001.12 ✓	(E) H.S.A - \$ 2001 ¹²
91220	6-11642-1002	\$ 11,806.72 ✓	(E) ASRS
TOTAL		\$ 493,407.01	

WIRE INSTRUCTIONS:

WIRE FROM
Treasurer's Wells Fargo Bank Account #4121535041

TO
SFMD's Wells Fargo Bank Payroll Clearing Account #4121535058

Superstition Fire & Medical District
Accounting Department
565 N. Idaho Rd.
Apache Junction, AZ 85219

Roger Wood 5/28/2020
Authorized Signature

FAX TO: 520-868-9007

6/1/20
2:57:22 PM

Superstition Fire & Medical District

Balance Sheet

As of 5/31/2020

FUND: (100) General Fund

Assets

Current Assets

Fund Cash - General (M&O)	\$13,758,298.80	} \$2,924,459.27 (5)
Payroll Account	(10,833,939.53)	
Petty Cash - Accounting	100.00	
Due From other funds	1,426,217.18	
Total Current Assets	\$4,350,676.45	
Total Assets	\$4,350,676.45	

Liabilities and Equity

Current Liabilities

Sales Tax Payable	\$308.20	
Disability Insurance-Voluntary Long Term	277.94	
Life Insurance - Voluntary Supplemental	221.72	
Total Current Liabilities	\$807.86	
Total Liabilities	\$807.86	

Equity

Fund Balance - General Fund	\$2,948,224.26	
Current Year Profit/Loss	1,401,644.33	
Total Equity	4,349,868.59	
Total Liabilities and Equity	\$4,350,676.45	



Manage your account online at: www.chase.com/cardhelp

Customer Service: 1-800-945-2028

Mobile: Download the Chase Mobile® app today

June 2020						
S	M	T	W	T	F	S
31	1	2	3	4	5	6
7	8	9	10	11	12	13
14	15	16	17	18	19	20
21	22	23	24	25	26	27
28	29	30	1	2	3	4
5	6	7	8	9	10	11

New Balance
\$17,641.00
 Minimum Payment Due
\$3,528.00
 Payment Due Date
06/04/20

Late Payment Warning: If we do not receive your minimum payment by the due date, you may have to pay a late fee, and existing and new balances may become subject to the Default APR.
Minimum Payment Warning: Enroll in Auto-Pay and avoid missing a payment. To enroll, call the number on the back of your card or go to the web site listed above.

ACCOUNT SUMMARY

Account Number: 4246 3152 5232 6481	
Previous Balance	\$33,518.50
Payment, Credits	-\$34,088.74
Purchases	+\$18,211.24
Cash Advances	\$0.00
Balance Transfers	\$0.00
Fees Charged	\$0.00
Interest Charged	\$0.00
New Balance	\$17,641.00
Opening/Closing Date	04/11/20 - 05/10/20
Credit Limit	\$50,000
Available Credit	\$32,359
Cash Access Line	\$10,000
Available for Cash	\$10,000
Past Due Amount	\$0.00
Balance over the Credit Limit	\$0.00

100F
 \$6,708⁵⁴ (P)

VENDOR # Chasem
 ACCOUNT # _____
 APPROVAL _____
 DATE PAID 5/21/20
 WARRANT # 29973

YOUR ACCOUNT MESSAGES

If you experience COVID-19 related mail delivery disruptions, remember you can always access your statements on chase.com or the Chase Mobile App.

& Item was transferred from lost / stolen account.

000001 FIS33339 C 1 Y 9 10 20/05/10 Page 1 of 3 06830 MA DA 24474 13110000010002447401



P.O. BOX 15123
WILMINGTON, DE 19850-5123
For Undeliverable Mail Only

Make your payment at
chase.com/paycard

42463152523264810035280001764100000000005

Payment Due Date: **06/04/20**
 New Balance: **\$17,641.00**
 Minimum Payment: **\$3,528.00**

Account number: 4246 3152 5232 6481

\$ _____ Amount Enclosed
Make/Mail to Chase Card Services at the address below:

24474 BEK 9 13120 C
ROGER WOOD
SUPERSTITION FIRE
565 N IDAHO RD
APACHE JUNCTION AZ 85119-4014

CARDMEMBER SERVICE
PO BOX 6294
CAROL STREAM IL 60197-6294

500016028 15952523264815



ACCOUNT ACTIVITY

Date of Transaction	Merchant Name or Transaction Description	\$ Amount
04/25	Payment ThankYou Image Check	-1,812.00
04/25	Payment ThankYou Image Check	-11,183.02
04/25	Payment ThankYou Image Check	-3,342.00
04/25	Payment ThankYou Image Check	-17,181.48
05/01	NOTARYHNB-800.422.1556 800-422-1556 FL	100F 18740 \$10396 165.95 150F 18741 \$5199
05/06	AZ DEPT OF REVENUE TMACCONNEL@AZ	100F 18747 \$100 150F 18748 \$252 622.17 200F 18749 \$100 400F 18750 \$11698
05/06	PNP AZ DOR TAXFEE info@pointand MI ROGER WOOD TRANSACTIONS THIS CYCLE (CARD 6481) \$32725.78- INCLUDING PAYMENTS RECEIVED	100F 18747 \$236 150F 18748 \$591 14.82 200F 18749 \$236 400F 18750 \$399
04/29	WM SUPERCENTER #1381 APACHE JUNCTI AZ	18746 34.30 100F
04/29	THE HOME DEPOT 404 MESA AZ HOWARD LOGSDON TRANSACTIONS THIS CYCLE (CARD 6515) \$66.77	18746 32.47 100F
04/27	ABATIX 214-381-0322 TX JEFF CRANMER TRANSACTIONS THIS CYCLE (CARD 6549) \$6246.63	18695 6,246.63 150F
05/06	AMZN Mktip US*HQ6B57Q73 Amzn.com/bill WA DANIEL MCKINNEY TRANSACTIONS THIS CYCLE (CARD 6614) \$38.27	100F 18736 \$253 38.27 150F 18737 \$1276
04/16	THE HOME DEPOT 404 MESA AZ	18744 41.86 150F
04/29	BRIGHTON-BEST INTL, INC. 562-808-8000 CA BRETT BROMAN TRANSACTIONS THIS CYCLE (CARD 6630) \$2000.11	18746 1,958.25 100F
04/14	ADOBE ACROPRO SUBS 800-443-8158 CA	100F 18795 \$595 893.81 150F 18796 \$29794
04/14	DRI*Cisco Webex orderfind.com MN	18688 155.81 100F
04/26	MCC*MEDIACOM 855-633-4226 NY	100F 18698 \$31103 622.05 150F 18699 \$31103
04/24	DRI*ISCO WEBEX orderfind.com MN	18688 136.95 100F
04/27	FS *TechSmith 877-3278914 CA	18694 11.66 100F
05/04	DNH*GODADDY.COM 480-8058855 AZ	100F 18716 \$10645 159.98 150F 18717 \$5333
05/05	WAL-MART #1381 APACHE JUNCTI AZ	18761 6.51 100F
05/05	DOLLAR GENERAL #6710 APACHE JUNCTI AZ ANNA BUTEL TRANSACTIONS THIS CYCLE (CARD 6655) \$1990.06	18762 3.29 150F
05/02	FRONTIER ACE HARDWARE APACHE JUNCTI AZ BRIAN WHITE TRANSACTIONS THIS CYCLE (CARD 6671) \$15.33	100F 18721 \$1092 15.33 150F 18722 \$511
04/12	OFFICE DEPOT #5101 800-463-3768 AZ	100F 18743 \$18142 271.49 150F 18744 \$9049
04/14	SQ *WEATHER SHACK? Mesa AZ	18743 19.11 100F
04/14	FEDEX 611805234 MEMPHIS TN	18743 15.49 100F
04/15	THE HOME DEPOT 404 MESA AZ	18744 88.81 150F
04/22	SOI NEXIQ 800-639-6774 MI	18743 675.00 100F
04/24	AMZN Mktip US*A780I79V3 Amzn.com/bill WA	18743 30.36 100F
04/24	SCHOOLSIN 877-8393330 OH	100F 18743 \$30532 458.19 150F 18744 \$15262
04/27	Amazon.com*M42OS3X43 Amzn.com/bill WA	18743 10.14 100F
04/27	AMZN Mktip US*PG30E80F3 Amzn.com/bill WA	18743 15.33 100F
04/27	HEBRON CONSUMER PRODUC 630-200-7310 IL	18743 898.99 100F
04/29	AMZN Mktip US*DR4YC4B73 Amzn.com/bill WA	100F 18743 \$4522 54.10 150F 18744 \$822
04/30	AMZN Mktip US*XS0326HW3 Amzn.com/bill WA	18744 21.91 150F
04/30	AMZN Mktip US*GI0G00A23 Amzn.com/bill WA	18744 7.51 150F
05/02	Amazon.com*ZU23346T3 Amzn.com/bill WA	18743 9.33 100F
05/04	Amazon.com*439E44NO3 Amzn.com/bill WA	18743 85.24 100F
05/05	IN *DURHAM COMMUNICATIONS 480-2233458 AZ	18743 61.00 100F
05/06	IN *DURHAM COMMUNICATIONS 480-2233458 AZ	18743 84.00 100F
05/08	HOMEDEPOT.COM 800-430-3376 GA VAUGHN CROSHAW TRANSACTIONS THIS CYCLE (CARD 0687) \$3688.85	18743 881.05 100F
05/06	ONE BEAT CPR LEARNING 655-663-2328 FL TINA GEROLA TRANSACTIONS THIS CYCLE (CARD 6473) \$3195.00	18763 3,195.00 400F
04/28	PINAL COUNTY PLAN DEV 888-8918084 AZ	18745 6.50 100F
05/05	ADR HARDWARE APACHE JUNCTI AZ FOX TANNER TRANSACTIONS THIS CYCLE (CARD 2889) \$63.50	18745 77.00 100F

ACCOUNT ACTIVITY (CONTINUED)

Date of Transaction	Merchant Name or Transaction Description	\$ Amount
04/24	BURGER KING #23607 MESA AZ AMY BROOKS TRANSACTIONS THIS CYCLE (CARD 7121) \$31.58	18691 31.58 100F
04/11	& STAPLS7308417111002001 SOUTH HACKENS NJ & STAPLS7308417111003001 SOUTH HACKENS NJ	100F 18746 -375 ⁸⁸ -563.82 150F 18744 -18794
04/15		100F 18746 -428 -6.42 150F 18744 -214
04/28	STAPLS7307231264000001 877-8287755 NJ KELLY BARTZ TRANSACTIONS THIS CYCLE (CARD 3849) \$505.84-	18731 64.40 100F

2020 Totals Year-to-Date	
Total fees charged in 2020	\$0.00
Total interest charged in 2020	\$0.00

Year-to-date totals do not reflect any fee or interest refunds you may have received.

INTEREST CHARGES

Your Annual Percentage Rate (APR) is the annual interest rate on your account.

Balance Type	Annual Percentage Rate (APR)	Balance Subject To Interest Rate	Interest Charges
PURCHASES			
Purchases	10.24%(v)(d)	- 0 -	- 0 -
CASH ADVANCES			
Cash Advances	19.24%(v)(d)	- 0 -	- 0 -
BALANCE TRANSFERS			
Balance Transfer	10.24%(v)(d)	- 0 -	- 0 -

30 Days in Billing Period

- (v) = Variable Rate
- (d) = Daily Balance Method (Including new transactions)
- (a) = Average Daily Balance Method (Including new transactions)

Please see Information About Your Account section for the Calculation of Balance Subject to Interest Rate, Annual Renewal Notice, How to Avoid Interest on Purchases, and other important information, as applicable.



Superstition Fire & Medical District Monthly Pinal County Treasurer's Bank Account Reconciliation

150 General Fund

Reconciliation References:

- A Beginning bank balance
- B Interest Income
- C Current month's deposits
- D Current month's Accounts Payable disbursements
- E Current month's Payroll disbursements
- F Current month's bank ending balance
- G Accounts Payable checks outstanding at month-end
- H Payroll checks outstanding at month-end
- I Electronic / ACH clearing bank account balance at month-end
- J Lockbox bank account balance at month-end
- K Cash Balance per G/L Balance Sheet
- L Chase MasterCard credit card payment – warrant #1130003981 (paid 5/20/2020)



**Superstition Fire & Medical District
Ground Transport (Fund 150) Cash Reconciliation
Fiscal Year 2019 - 2020
5/31/2020**

	Deposits (Cash Receipts)	Cash Disbursements	Book Balance
Book Balance as of: 5/1/2020			<u>\$349,002.58</u> (A)
<u>Activity During the Month</u>			
Journal Entries:			
Interest Income (Expense):	423.82		423.82 (B)
Deposits	278,798.64		278,798.64 (C)
Revenue Transfer			-
Cash Disbursements			
A) Accounts Payable		(118,553.20)	(118,553.20) (D)
B) Payroll Account		(187,557.42)	(187,557.42) (E)
C) Transfer In / Out			-
	<u>\$279,222.46</u>	<u>(306,110.62)</u>	<u>\$322,114.42</u>
<u>Pinal County Bank Balance</u>			
Ending Bank Balance as of: 5/31/2020	Balance from YTD Column		\$ 397,826.09 (F)
Less: Outstanding Warrants	Check #		
	A/P	(62,437.36)	(62,437.36) (G)
	Payroll	(1,186.89)	(1,186.89) (H)
			-
			<u>\$ 334,201.84</u>
	Cash Balance in Payroll Clearing Account		\$ - (I)
	Cash Balance in Electronic / ACH Clearing Account		\$ 5,669.19 (J)
	Cash Balance in LockBox		\$ 4,377.33 (J)
			<u>\$ 344,248.36</u>
Prepared by: <u>[Signature]</u> 6/1/20			Balance per B/S \$ 344,248.36 (K)
Reviewed by: <u>[Signature]</u> 6/2/2020			Difference \$ -



Pinal County Treasurer

Monthly Statement

Date Range: 5/1/2020 to 5/31/2020

Account	Period	YTD		
6116421002	Superstition FMD Ground Transport Fund			
Begin Balance:	(A) 349,002.58	186,699.32		
Income:	279,222.46	3,033,539.25		
LOC Advance:	.00	.00		
Expense:	(230,398.95)	(2,822,412.48)	LOC:	.00
LOC Payments:	.00	.00	Warrants Outstanding:	(63,624.25)
Cash Balance:	(F) 397,826.09	397,826.09	End:	334,201.84

Monthly Statement Summary

Source Code	Description	MTDAmount	YTDAmount
6116421002	Superstition FMD Ground Transport	Beginning Balance: 349,002.58	186,699.32
Fund			
21100.40	Wells Fargo Bank Investment Interest	.00	36.92
21100.41	Wells Fargo Repo Investment Interest	.00	408.21
21100.43	Wells Fargo Trust Investment Interest	.05	25.59
21100.46	Wells Fargo Investment Investment Interest (B)	63.64	723.57
21100.47	WF Money Market Investment Interest \$42382	7.04	100.67
21100.48	WF Brokerage Account Investment Interest	42.48	189.68
21100.55	Multi-Bank Securities Investment Interest	15.68	296.32
21100.70	Vining Sparks Investment Interest	198.51	1,735.90
21100.80	Stifel Nicolaus & Company Investment Interest	96.42	538.37
73 .0	Deposits (C)	278,798.64	3,024,538.69
73750.0	Revenue Transfer	.00	4,945.33
90930.0	Warrants Redeemed (D)	(118,553.20)	(1,576,511.62)
91220.0	Disbursed by County Treasurer	(111,845.75)	(1,245,900.86)
	Ending Balance:	397,826.09	397,826.09

Monthly Statement Detail

Date	Notes	Doc #	Amount	C/D
6116421002 Superstition FMD Ground Transport Fund			Beginning Balance: 349,002.58	
21100.43 Wells Fargo Trust Investment Interest			Source Code Total: .05	
05/04	Investment Interest	0	.05	C
21100.46 Wells Fargo Investment Investment Interest			Source Code Total: 63.64	
05/04	Investment Interest	0	30.41	C
05/26	Investment Interest	0	5.45	C
05/26	Investment Interest	0	14.92	C
05/26	Investment Interest	0	12.86	C
21100.47 WF Money Market Investment Interest			Source Code Total: 7.04	
05/01	Investment Interest	0	7.04	C
21100.48 WF Brokerage Account Investment Interest			Source Code Total: 42.48	
05/14	Investment Interest	0	13.57	C
05/19	Investment Interest	0	28.91	C
21100.55 Multi-Bank Securities Investment Interest			Source Code Total: 15.68	
05/26	Investment Interest	0	15.68	C
21100.70 Vining Sparks Investment Interest			Source Code Total: 198.51	
05/08	Investment Interest	0	28.46	C
05/20	Investment Interest	0	30.25	C
05/26	Investment Interest	0	30.10	C
05/26	Investment Interest	0	24.47	C
05/26	Investment Interest	0	44.22	C
05/27	Investment Interest	0	41.01	C
21100.80 Stifel Nicolaus & Company Investment Interest			Source Code Total: 96.42	
05/04	Investment Interest	0	29.95	C
05/21	Investment Interest	0	33.04	C



Pinal County Treasurer

Monthly Statement

Date Range: 5/1/2020 to 5/31/2020

Date	Description	Debit	Credit	Balance
05/27	Investment Interest	0	33.43	C
73160.0 Deposits			Source Code Total: 278,798.64	
05/07	WIRED MONEY TO GROUND TRANSPORT FUND	0	60,600.00	C
05/14	WIRED MONEY TO GROUND TRANSPORT FUND	0	77,610.00	C
05/21	WIRED MONEY TO GROUND TRANSPORT FUND	0	69,885.00	C
05/28	WIRED MONEY TO GROUND TRANSPORT FUND	0	69,280.00	C
05/28	150.10.42180.10 Lerner&Rowe/inv 5913/ck 190770	0	1,423.64	C
90930.0 Warrants Redeemed			Source Code Total: (118,553.20)	
05/01	Paid Warrants	0	(132.17)	D
05/04	Paid Warrants	0	(12,494.61)	D
05/05	Paid Warrants	0	(620.78)	D
05/06	Paid Warrants	0	(13,105.79)	D
05/07	Paid Warrants	0	(8,903.36)	D
05/08	Paid Warrants	0	(482.20)	D
05/11	Paid Warrants	0	(94.57)	D
05/12	Paid Warrants	0	(2,071.11)	D
05/13	Paid Warrants	0	(7,951.42)	D
05/14	Paid Warrants	0	(576.83)	D
05/15	Paid Warrants	0	(960.31)	D
05/19	Paid Warrants	0	(5,868.40)	D
05/20	Paid Warrants	0	(14,464.07)	D
05/21	Paid Warrants	0	(12,707.12)	D
05/22	Paid Warrants	0	(3,404.00)	D
05/26	Paid Warrants	0	(848.71)	D
05/27	Paid Warrants	0	(31,833.13)	D
05/28	Paid Warrants	0	(429.74)	D
05/29	Paid Warrants	0	(1,604.88)	D
91220.0 Disbursed by County Treasurer			Source Code Total: (111,845.75)	
05/14	Ambulatory Employee Payroll Direct Deposit	0	(29,610.34)	D
05/14	District Federal & State P/R Taxes	0	(12,380.57)	D
05/14	District 457, union dues, pac	0	(6,036.37)	D
05/14	HSA	0	(2,001.12)	D
05/28	Ambulatory Emp Payroll Direct Deposit	0	(29,600.29)	D
05/28	District Federal & State P/R Taxes	0	(12,373.57)	D
05/28	District 457, union dues, pac	0	(6,035.65)	D
05/28	HSA	0	(2,001.12)	D
05/28	ASRS	0	(11,806.72)	D
6116421002 Superstition FMD Ground Transport Fund			Ending Balance: 397,826.09	

Warrant Detail

Payee Name	Warrant	Amount	Issue Dt	Status Dt	Voucher
6116421002 Superstition FMD Ground Transport Fund					
					Account Total: 182,177.45
Fund: 1130					Fund Total: 156,432.11
Status: OUTS					Status Total: 62,437.36
GRAEME BINCH	1130003562	92.28	12/18/19	12/18/19	
ARIZONA PHYSICIANS IPA INC	1130003626	100.13	01/15/20	01/15/20	
OPTUMCARE	1130003757	258.43	03/04/20	03/04/20	
OPTUMCARE	1130003760	257.69	03/04/20	03/04/20	
PROPHET NETWORK INTEGRATION,IN	1130003907	2,106.84	04/22/20	04/22/20	
AIICED DATA PROCESSING, INC	1130003920	13,967.51	04/29/20	04/29/20	
CARE 1ST HEALTH PLAN	1130003939	406.21	05/06/20	05/06/20	
HEALTH CHOICE ARIZONA	1130003944	238.91	05/06/20	05/06/20	
AFLAC	1130003970	525.96	05/20/20	05/21/20	
APACHE JUNCTION UNIFIED	1130003971	1,320.58	05/20/20	05/21/20	
WATER UTILITIES COMM FD DBA	1130003972	148.54	05/20/20	05/21/20	
AZ DEPT OF HEALTH SERVICES	1130003975	250.00	05/20/20	05/21/20	
CITY OF APACHE JUNCTION	1130003983	809.56	05/20/20	05/21/20	

6



Pinal County Treasurer

Monthly Statement

Date Range: 5/1/2020 to 5/31/2020

CITY OF MESA	1130003984	10,966.10	05/20/20	05/21/20
DELTA DENTAL OF ARIZONA	1130003985	491.84	05/20/20	05/21/20
ROBERT E DEBOW JR. CONST, INC.	1130003987	131.60	05/20/20	05/21/20
KANSAS STATE BANK OF MANHATTAN	1130003990	79.20	05/20/20	05/21/20
RIGHT AWAY DISPOSAL, LLC	1130003993	100.82	05/20/20	05/21/20
UNITED HEALTHCARE INSURANCE CO	1130003995	12,961.05	05/20/20	05/21/20
USA CARPET & UPHOLSTERY	1130003996	494.98	05/20/20	05/21/20
WATER UTILITIES COMM FD DBA	1130003998	33.68	05/27/20	05/27/20
ARIZONA WATER COMPANY, INC.	1130003999	24.30	05/27/20	05/27/20
AT&T CORP	1130004000	425.08	05/27/20	05/27/20
GINCO PLUMBING LLC	1130004001	380.07	05/27/20	05/27/20
ADVANCED DATA PROCESSING, INC	1130004002	14,483.29	05/27/20	05/27/20
MESA DISCOUNT, INC	1130004003	322.14	05/27/20	05/27/20
PROSHRED SECURITY ARIZONA	1130004004	23.36	05/27/20	05/27/20
SHOPPERS SUPPLY, LLC	1130004005	61.29	05/27/20	05/27/20
MATLICK ENTERPRISES INC DBA	1130004006	219.79	05/27/20	05/27/20
WAXIE'S ENTERPRISES, INC	1130004007	139.71	05/27/20	05/27/20
ACUITY SPECIALTY PRODUCTS	1130004008	616.42	05/27/20	05/27/20
Status: PAID				Status Total: 93,994.75
APACHE JUNCTION UNIFIED	1130003774	1,419.47	03/11/20	05/19/20
RONALD DEMARZO	1130003855	97.19	04/08/20	05/19/20
TOSHIBA BUSINESS SOLUTIONS, INC	1130003889	90.84	04/15/20	05/04/20
WATER UTILITIES COMM FD DBA	1130003893	130.36	04/22/20	05/05/20
CITY OF MESA	1130003899	93.33	04/22/20	05/04/20
CADWELL IRREVOCABLE TRUST III	1130003906	132.17	04/22/20	05/01/20
UNITED HEALTHCARE INSURANCE CO	1130003910	12,310.44	04/22/20	05/04/20
AA COOLING AND HEATING LLC	1130003913	636.64	04/29/20	05/07/20
APACHE JUNCTION UNIFIED	1130003914	1,265.08	04/29/20	05/19/20
WATER UTILITIES COMM FD DBA	1130003915	18.15	04/29/20	05/12/20
ARIZONA WATER COMPANY, INC.	1130003916	94.57	04/29/20	05/11/20
AT&T CORP	1130003917	419.86	04/29/20	05/07/20
BANNER GOLDFIELD MEDICAL CEN	1130003918	328.70	04/29/20	05/08/20
BANNER BAYWOOD MEDICAL CENTER	1130003919	153.50	04/29/20	05/08/20
MAGIC PEST CONTROL	1130003921	237.26	04/29/20	05/06/20
MEDIACOM	1130003922	2,459.16	04/29/20	05/07/20
MEDIACOM	1130003923	172.13	04/29/20	05/07/20
PINAL COUNTY RECORDER'S OFFICE	1130003924	15.00	04/29/20	05/12/20
STANDARD INSURANCE COMPANY	1130003925	802.09	04/29/20	05/06/20
SURFACE PREPARATION SOLUTIONS	1130003926	444.57	04/29/20	05/07/20
TARGET SOLUTIONS LEARNING LLC	1130003927	4,428.33	04/29/20	05/07/20
MATLICK ENTERPRISES INC DBA	1130003928	250.04	04/29/20	05/06/20
WAXIE'S ENTERPRISES, INC	1130003929	490.42	04/29/20	05/05/20
ADR HARDWARE, LLC	1130003930	58.10	05/06/20	05/13/20
ARIZONA PPE RECON, INC.	1130003931	1,513.40	05/06/20	05/12/20
ARIZONAWATERCONDITIONING DBA	1130003932	145.91	05/06/20	05/19/20
CINDY ELBERT INSURANCE SERVICE	1130003933	6,791.50	05/06/20	05/13/20
ST HELEN AUTO & HARDWARE, INC.	1130003934	205.23	05/06/20	05/15/20
GINCO PLUMBING LLC	1130003935	157.88	05/06/20	05/12/20
WEX BANK DBA	1130003936	755.08	05/06/20	05/15/20
HEALTH NET OF ARIZONA, INC	1130003937	1,416.28	05/06/20	05/19/20
ANDREA HINKEL	1130003938	50.00	05/06/20	05/14/20
FRANK DIAZ BERMUDEZ	1130003940	40.00	05/06/20	05/14/20
T CLIFFORD THOMSON	1130003941	104.82	05/06/20	05/19/20
GEORGIA G HERRING	1130003942	103.16	05/06/20	05/14/20
MEDICAL CARE	1130003943	89.87	05/06/20	05/19/20
LORRAINE WICKSTROM	1130003945	102.70	05/06/20	05/14/20
UNIVERSITY PHYSICIANS INC	1130003946	998.29	05/06/20	05/19/20
SALT RIVER PROJECT	1130003947	930.56	05/06/20	05/13/20
SOUTHWEST GAS CORPORATION	1130003948	42.56	05/06/20	05/13/20
SUPERSTITION MOUNTAINS CFD #1	1130003949	128.70	05/06/20	05/13/20
SOUTHWEST GROUND CONTROL, LLC	1130003950	366.68	05/06/20	05/12/20
UNIFIRST CORPORATION	1130003951	280.97	05/06/20	05/14/20

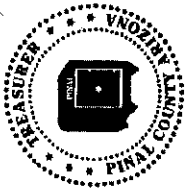


Pinal County Treasurer

Monthly Statement

Date Range: 5/1/2020 to 5/31/2020

Entity Name	Account ID	Amount	Date	Date
AVID LOCKSMITH, LLC	1130003952	83.57	05/13/20	05/20/20
BOUND TREE MEDICAL LLC	1130003953	8,136.95	05/13/20	05/20/20
BPCWS, PLLC	1130003954	5,533.42	05/13/20	05/20/20
BUD'S BULK ICE SERVICE, INC	1130003955	382.91	05/13/20	05/26/20
CITY OF APACHE JUNCTION	1130003956	746.19	05/13/20	05/27/20
CLAYMORE LTD	1130003957	103.70	05/13/20	05/21/20
GREEN & BAKER LTD	1130003958	2,670.00	05/13/20	05/22/20
PROFESSIONAL SALES & SERVICE	1130003959	73.43	05/13/20	05/21/20
MEDIACOM	1130003960	64.97	05/13/20	05/21/20
PROPHET NETWORK INTEGRATION, IN	1130003961	113.82	05/13/20	05/22/20
CENTURYLINK	1130003962	87.72	05/13/20	05/22/20
CENTURYLINK	1130003963	532.46	05/13/20	05/22/20
TSI INCORPORATED	1130003964	331.49	05/13/20	05/19/20
MATLICK ENTERPRISES INC DBA	1130003965	121.75	05/13/20	05/20/20
VERIZON WIRELESS SERVICES LLC	1130003966	531.44	05/13/20	05/21/20
WAXIE'S ENTERPRISES, INC	1130003967	588.38	05/13/20	05/20/20
AA COOLING AND HEATING LLC	1130003968	731.50	05/20/20	05/29/20
AETNA BEHAVIORAL HEALTH, LLC	1130003969	222.72	05/20/20	05/27/20
ARIZONA WATER COMPANY, INC.	1130003973	155.88	05/20/20	05/29/20
AVID LOCKSMITH, LLC	1130003974	29.27	05/20/20	05/28/20
BANNER BAYWOOD MEDICAL CENTER	1130003976	73.40	05/20/20	05/27/20
BRENDEN ESPIE	1130003977	684.50	05/20/20	05/29/20
BOUND TREE MEDICAL LLC	1130003978	22,699.54	05/20/20	05/27/20
CAREFUSION 203, INC	1130003980	420.00	05/20/20	05/27/20
CHASE	1130003981	7,461.25	05/20/20	05/27/20
DI DENTAL INSURANCE COMPANY	1130003986	80.37	05/20/20	05/28/20
BANNER DESERT MEDICAL CENTER	1130003988	52.50	05/20/20	05/27/20
LIBERTY WATER COMPANY, INC.	1130003989	42.56	05/20/20	05/28/20
CADWELL IRREVOCABLE TRUST III	1130003991	132.17	05/20/20	05/28/20
PHOENIX TECHNOLOGY SOLUTIONS	1130003992	33.00	05/20/20	05/29/20
MATLICK ENTERPRISES INC DBA	1130003994	145.37	05/20/20	05/28/20
VISION SERVICE PLAN	1130003997	157.53	05/20/20	05/27/20
Fund: 1131				Fund Total: 25,745.34
Status: OUTS				Status Total: 1,186.89 (A)
JAMES R. VAUGHN, PC TRUST ACCOUNT	1131000525	193.44	05/29/20	05/28/20
AZ FF RETIREE HEALTH TRUST FUND	1131000526	150.00	05/29/20	05/28/20
JACOB MILLAN	1131000527	843.45	05/28/20	05/28/20
Status: PAID				Status Total: 24,558.45
JAMES R. VAUGHN, PC TRUST ACCOUNT	1131000519	192.67	05/01/20	05/07/20
ARIZONA STATE RETIREMENT SYSTEM	1131000520	11,816.40	05/01/20	05/06/20
AZ FF RETIREE HEALTH TRUST FUND	1131000521	150.00	05/01/20	05/07/20
JAMES R. VAUGHN, PC TRUST ACCOUNT	1131000522	315.80	05/15/20	05/26/20
ARIZONA STATE RETIREMENT SYSTEM	1131000523	11,933.58	05/15/20	05/21/20
AZ FF RETIREE HEALTH TRUST FUND	1131000524	150.00	05/15/20	05/26/20
Count		Amount		
Total OUTS:	34	63,624.25		
Total PAID:	81	118,553.20		



Control No. 347105

Pinal County Treasurer Pending Treasurer Receipt

Treasurer's Office Use

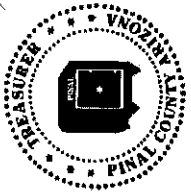
Receipt No.:

Posted By:

Receipt Date: 5/7/2020 Cash: \$0.00 Submitted By: JenniferBurke1
 Total Amount: \$60,600.00 Check: \$0.00 Department: Superstition Fire & Medical District
 Wire/Direct Deposit: \$60,600.00
 Credit Card: \$0.00

GL	Source	Cost	Object	Subsid	Subled	Type	Notes	Amount
6116421002	73160.0						WIRED MONEY TO GROUND TRANSPORT FUND	\$60,600.00

e-1



Pinal County Treasurer Pending Treasurer Receipt

Control No. 347388

Treasurer's Office Us

Receipt No.:

Posted By:

Receipt Date: 5/14/2020 Cash: \$0.00 Submitted By: JenniferBurke1
 Total Amount: \$77,610.00 Check: \$0.00 Department: Superstition Fire & Medical District
 Wire/Direct Deposit: \$77,610.00
 Credit Card: \$0.00

GL	Source	Cost	Object	Subsid	Subled	Type	Notes	Amount
6116421002	73160.0						WIRED MONEY TO GROUND TRANSPORT FUND	\$77,610.00

C-2



Control No. 347666

Pinal County, Treasurer Pending Treasurer Receipt

Treasurer's Office Us

Receipt No.:

Posted By:

Receipt Date: 5/21/2020 Cash: \$0.00 Submitted By: JenniferBurke1
 Total Amount: \$69,885.00 Check: \$0.00 Department: Superstition Fire & Medical District
 Wire/Direct Deposit: \$69,885.00
 Credit Card: \$0.00

GL	Source	Cost	Object	Subsid	Subled	Type	Notes	Amount
6116421002	73160.0						WIRED MONEY TO GROUND TRANSPORT FUND	\$69,885.00

CS


Superstition Fire & Medical District

AR Payment Register (Detail)

Bank ID: Equal To M

ck No. / Payment ID	Payee Name / Customer Name	Invoice No. / Account Number	Amount Paid
BANK: M - GROUND TRANSPORT FUND CHECKING			
DEPOSIT: 2,807	DATE: 05/28/20		
190770	Lerner & Rowe/inv 5913/190770 (ONETIMECUST)	Check Invoice : 005913	\$1,423.64
		CHECK # 190770 TOTAL:	<u>\$1,423.64</u>
		DEPOSIT 2,807 TOTAL:	<u>\$1,423.64</u>
		TOTAL FOR BANK ID: M	<u><u>\$1,423.64</u></u>
		GRAND TOTAL OF ALL CHECKS:	\$1,423.64
		GRAND TOTAL OF ALL CREDIT CARDS:	\$0.00
		GRAND TOTAL OF ALL CASH:	\$0.00
		GRAND TOTAL OF ALL EFT:	\$0.00
		GRAND TOTAL OF ALL PAYMENTS:	<u>\$1,423.64</u>
		GRAND TOTAL OF ALL ADJUSTMENTS:	\$0.00
		COMBINED TOTAL:	<u><u>\$1,423.64</u></u>

e.t



Control No. 347910

Pinal Count, Treasurer Pending Treasurer Receipt

Treasurer's Office Use
Receipt No.:
Posted By:

Receipt Date: 5/28/2020 Cash: \$0.00 Submitted By: JenniferBurke1
 Total Amount: \$69,280.00 Check: \$0.00 Department: Superstition Fire & Medical District
 Wire/Direct Deposit: \$69,280.00
 Credit Card: \$0.00

GL	Source	Cost	Object	Subsid	Subled	Type	Notes	Amount
6116421002	73160.0						WIRED MONEY TO GROUND TRANSPORT FUND	\$69,280.00

05

Superstition Fire Medical District
GL Account Ledger - Detail By Period
5/1/2020 through 5/31/2020

Batch	Journal	Entry #	Date	Job	Document	Description	Debits	Credits	Balance
150-10-10150-10						PAYROLL ACCOUNT (TRANSPORT)			(\$1,355,496.30)
17552	PR	772923	05/01/20		519 - 4155	Payroll All Freq 4/26/2020	-	47,659.43	(1,403,155.73)
17553	J	772947	05/01/20		JE0502	Paydate 050120 RcIs	-	12,184.61	(1,415,340.34)
17553	J	772951	05/01/20		JE0502	Paydate 050120 RcIs	-	2,001.12	(1,417,341.46)
17563	PR	773253	05/15/20		522 - 4199	Payroll All Freq 5/10/2020	-	48,046.09	(1,465,387.55)
17564	J	773276	05/15/20		JE0505	Paydate 051520 RcIs	-	12,380.57	(1,477,768.12)
17564	J	773280	05/15/20		JE0505	Paydate 051520 RcIs	-	2,001.12	(1,479,769.24)
17581	PR	773945	05/28/20		527	Payroll ALL FREQ 5/24/2020	-	843.45	(1,480,612.69)
17581	PR	773964	05/29/20		525 - 4244	Payroll ALL FREQ 5/24/2020	-	35,979.38	(1,516,592.07)
17582	J	773988	05/29/20		JE0509	Paydate 052920 RcIs	-	12,373.57	(1,528,965.64)
17582	J	773992	05/29/20		JE0509	Paydate 052920 RcIs	-	2,001.12	(1,530,966.76)
17582	J	773999	05/29/20		JE0509	Paydate 052920 RcIs	-	12,086.96	(1,543,053.72)
						PAYROLL ACCOUNT (TRANSPORT) TOTALS:	\$0.00	\$187,557.42	(\$1,543,053.72)
						TOTAL OF LEDGER:	\$0.00	\$187,557.42	(\$1,543,053.72)

(E)

Commercial Checking Acct Public Funds

Account number: 4942920083 ■ May 1, 2020 - May 31, 2020 ■ Page 1 of 7



SUPERSTITION FIRE & MEDICAL DISTRICT
GROUND TRANSPORTATION
565 N IDAHO RD
APACHE JUNCTION AZ 85119-4014

Questions?

Call your Customer Service Officer or Client Services
1-800-AT WELLS (1-800-289-3557)
5:00 AM TO 6:00 PM Pacific Time Monday - Friday

Online: wellsfargo.com

Write: Wells Fargo Bank, N.A. (182)
PO Box 63020
San Francisco, CA 94163

Account summary

Commercial Checking Acct Public Funds

Account number	Beginning balance	Total credits	Total debits	Ending balance
4942920083	\$0.92	\$284,899.55	-\$279,231.28	\$5,669.19 I

Credits

Electronic deposits/bank credits

Effective date	Posted date	Amount	Transaction detail
	05/01	1,672.63	Merchant Service Merch Dep 200430 8029396648 Superstition Fire and
	05/01	2,661.02	Noridian Azutmt Hcclaimpmt 200429 1184003220 TRN*1*892338016*1450173185~
	05/01	1,992.57	Ahcccs Programma Hcclaimpmt 200429 202004291226634 TRN*1*202004291226634*1866004791*Fqmb
	05/01	1,426.81	Aetna AS01 Hcclaimpmt 1184003220 TRN*1*820119000303545*1066033492\
	05/01	1,340.36	Bcbs of Arizona Hcclaimpmt 200429 1184003220 TRN*1*513280502*1860004538\
	05/01	300.00	Pnp Billpayment 042820Sett 200501 6500 Apache Junction Fire D
	05/01	258.66	Aetna AS01 Hcclaimpmt 1184003220 TRN*1*820119000303550*1066033492\
	05/01	136.00	Hmp Hcclaimpmt 200501 362703 TRN*1*011900016751331*1611103898\
	05/01	91.57	Aetna AS01 Hcclaimpmt 1184003220 TRN*1*820119000303548*1066033492\
	05/04	465.00	Merchant Service Merch Dep 200502 8029396648 Superstition Fire and
	05/04	304.44	Merchant Service Merch Dep 200501 8029396648 Superstition Fire and
	05/04	7,873.11	Noridian Azutmt Hcclaimpmt 200430 1184003220 TRN*1*892341704*1450173185~
	05/04	1,517.65	Cigna Hcclaimpmt 043020 1184003220 TRN*1*200430090037504*1591031071\
	05/04	196.15	Aetna H09 Hcclaimpmt 1184003220 TRN*1*160429200268430*1066033492\
	05/04	94.25	36 Treas 310 Misc Pay 050420 xxxxx0012 *15*092299375\GE*1*49203575\lea*1*049203541\

Electronic deposits/bank credits (continued)

Effective date	Posted date	Amount	Transaction detail
	05/05	10.00	Merchant Service Merch Dep 200503 8029396648 Superstition Fire and
	05/05	1,358.56	Bcbs of Arizona Hcclaimpmt 200501 1184003220 TRN*1*514081116*1860004538\
	05/05	763.42	Optum Lifefprint Hcclaimpmt 091000016595922 TRN*1*6595922*1272337487~
	05/05	534.69	Humana Ins CO Hcclaimpmt 200505 362703 TRN*1*001290050104415*1391263473\
	05/05	368.54	Noridian Azutmt Hcclaimpmt 200501 1184003220 TRN*1*892345241*1450173185~
	05/05	126.32	Bcbs of Arizona Hcclaimpmt 200501 1184003220 TRN*1*514083009*1860004538\
	05/05	90.36	Colonial Penn Li Hcclaimpmt 041001036563573 TRN*1*6563573*1231628836~
	05/05	21.13	Hhp Texas Hcclaimpmt 200505 362703 TRN*1*011840012706001*1610994632\
	05/06	200.77	Merchant Service Merch Dep 200505 8029396648 Superstition Fire and
	05/06	7,708.34	Mercy Care Plan Hcclaimpmt 200505 00145658 TRN*1*5497944*1860527381*Ahcccs Acute\
	05/06	1,872.14	Noridian Azutmt Hcclaimpmt 200504 1184003220 TRN*1*892348610*1450173185~
	05/06	338.11	36 Treas 310 Misc Pay 050620 xxxxx0012 *092364832\GE*1*49269032\lea*1*049268998\
	05/07	25,130.00	WT Seq#82049 Superstition Fire & Med /Org=Superstition Fire & Medical Distri Srr# Gb00000033157140 Trn#200507082049 Rfb# 454
	05/07	296.27	Merchant Service Merch Dep 200506 8029396648 Superstition Fire and
	05/07	646.60	Optum Lifefprint Hcclaimpmt 091000017135269 TRN*1*7135269*1272337487~
	05/07	400.00	Pnp Billpayment 050420Sett 200507 6500 Apache Junction Fire D
	05/07	278.53	Aetna H09 Hcclaimpmt 1184003220 TRN*1*160504200214393*1066033492\
	05/07	265.69	Medisun Claims Hcclaimpmt 200506 202000579700247 TRN*1*39860*1860522728*18872
	05/07	211.09	Aetna AS01 Hcclaimpmt 1184003220 TRN*1*882012201010318*1066033492\
	05/07	183.33	Hhp Texas Hcclaimpmt 200507 362703 TRN*1*011840012706258*1610994632\
	05/07	105.75	Bcbs of Arizona Hcclaimpmt 200505 1184003220 TRN*1*514282962*1860004538\
	05/08	92.95	Merchant Service Merch Dep 200507 8029396648 Superstition Fire and
	05/08	10,562.43	Noridian Azutmt Hcclaimpmt 200506 1184003220 TRN*1*892355609*1450173185~
	05/08	1,266.30	Medisun Claims Hcclaimpmt 200507 202000583757271 TRN*1*40633*1860522728*19787
	05/08	210.34	Aetna AS01 Hcclaimpmt 1184003220 TRN*1*882012501013729*1066033492\
	05/08	20.00	Pnp Billpayment 050520Sett 200508 6500 Apache Junction Fire D
	05/11	176.63	Merchant Service Merch Dep 200509 8029396648 Superstition Fire and
	05/11	4,738.37	Ray Klein (PCS) AP 200511 Gt-0006062 Superstition Fire & ME

Electronic deposits/bank credits (continued)

Effective date	Posted date	Amount	Transaction detail
	05/11	1,640.19	Noridian Azutmt Hcclaimpmt 200507 1184003220 TRN*1*892359305*1450173185~
	05/11	645.71	Aetna H09 Hcclaimpmt 1184003220 TRN*1*160506200403876*1066033492\
	05/11	521.29	Optum Lifeprint Hcclaimpmt 091000017430913 TRN*1*7430913*1272337487~
	05/11	450.95	Medisun Claims Hcclaimpmt 200508 202000586897688 TRN*1*41266*1860522728*20133
	05/12	703.60	Humana Ins CO Hcclaimpmt 200512 362703 TRN*1*001290050203069*1391263473\
	05/12	422.05	Humana Ins CO Hcclaimpmt 200512 362703 TRN*1*001290050240014*1391263473\
	05/12	219.63	Humana Ins CO Hcclaimpmt 200512 362703 TRN*1*001290050255748*1391263473\
	05/12	205.07	Hhp Texas Hcclaimpmt 200512 362703 TRN*1*011840012709416*1610994632\
	05/13	498.58	Merchant Service Merch Dep 200512 8029396648 Superstition Fire and
	05/13	4,174.85	Mercy Care Plan Hcclaimpmt 200512 00145658 TRN*1*5503579*1860527381*Ahcccs Acute\
	05/13	1,755.02	Bcbs of Arizona Hcclaimpmt 200511 1184003220 TRN*1*514586898*1860004538\
	05/13	369.72	Noridian Azutmt Hcclaimpmt 200511 1184003220 TRN*1*892366383*1450173185~
	05/13	366.73	Mercy Care Plan Hcclaimpmt 200512 00145658 TRN*1*5506096*1860527381* Mercy Care Advantage - S
	05/14	44,790.00	WT Seq#77479 Superstition Fire & Med /Org=Superstition Fire & Medical Distri Srf# Gb00000033299568 Trn#200514077479 Rfb# 457
	05/14	1,697.80	Merchant Service Merch Dep 200513 8029396648 Superstition Fire and
	05/14	1,618.69	Noridian Azutmt Hcclaimpmt 200512 1184003220 TRN*1*892369886*1450173185~
	05/14	360.42	Aetna H09 Hcclaimpmt 1184003220 TRN*1*160511200297295*1066033492\
	05/14	338.42	Palmetto Gba Hcclaimpmt 200511 1184003220 TRN*1*808021748*1571062326~
	05/14	180.39	Aetna H09 Hcclaimpmt 1184003220 TRN*1*160511200304277*1066033492\
	05/15	615.00	Merchant Service Merch Dep 200514 8029396648 Superstition Fire and
	05/15	1,533.68	Aetna AS01 Hcclaimpmt 1184003220 TRN*1*820133000171416*1066033492\
	05/15	1,501.62	Bcbs of Arizona Hcclaimpmt 200513 1184003220 TRN*1*514683535*1860004538\
	05/15	1,384.90	Noridian Azutmt Hcclaimpmt 200513 1184003220 TRN*1*892373349*1450173185~
	05/15	1,062.92	Ahcccs Programma Hcclaimpmt 200513 202005131238560 TRN*1*202005131238560*1866004791*Ffsv
	05/15	613.83	Bcbs of Arizona Hcclaimpmt 200513 1184003220 TRN*1*514681596*1860004538\
	05/15	400.00	Pnp Billpayment 051220Sett 200515 6500 Apache Junction Fire D
	05/15	207.02	Aetna AS01 Hcclaimpmt 1184003220 TRN*1*882013201005805*1066033492\

Electronic deposits/bank credits (continued)

Effective date	Posted date	Amount	Transaction detail
	05/15	194.40	Hhp Texas Hcclaimpmt 200515 362703 TRN*1*011840012709962*1610994632\
	05/15	110.32	Aetna A04 Hcclaimpmt 1184003220 TRN*1*820133000171418*1066033492\
	05/15	105.60	Aetna AS01 Hcclaimpmt 1184003220 TRN*1*820133000171420*1066033492\
	05/18	230.03	Merchant Service Merch Dep 200515 8029396648 Superstition Fire and
	05/18	91.27	Merchant Service Merch Dep 200516 8029396648 Superstition Fire and
	05/18	401.39	Noridian Azutmt Hcclaimpmt 200514 1184003220 TRN*1*892376976*1450173185~
	05/18	93.56	Mercy Care Plan Hcclaimpmt 200515 00145658 TRN*1*5507117*1860527381*Altcs General\
	05/19	5,941.69	Noridian Azutmt Hcclaimpmt 200515 1184003220 TRN*1*892380514*1450173185~
	05/19	1,581.77	36 Treas 310 Misc Pay 051920 xxxxx0012 \SE*18*092546364\GE*1*49450564\lea*1*049450530\
	05/19	1,545.89	Bcbs of Arizona Hcclaimpmt 200515 1184003220 TRN*1*514782630*1860004538\
	05/19	230.16	Optum Lifprint Hcclaimpmt 091000019611108 TRN*1*9611108*1272337487~
	05/19	189.01	Hhp Texas Hcclaimpmt 200519 362703 TRN*1*011840012712700*1610994632\
	05/19	102.55	Colonial Penn Li Hcclaimpmt 041001039582162 TRN*1*9582162*1231628836~
	05/20	150.00	Merchant Service Merch Dep 200519 8029396648 Superstition Fire and
	05/20	7,894.12	Noridian Azutmt Hcclaimpmt 200518 1184003220 TRN*1*892383982*1450173185~
	05/20	3,133.85	Mercy Care Plan Hcclaimpmt 200519 00145658 TRN*1*5509041*1860527381*Ahcccs Acute\
	05/21	38,525.00	WT Seq106631 Superstition Fire & Med /Org=Superstition Fire & Medical Distri Srrf# Gb00000033458957 Trn#200521106631 Rfb# 460
	05/21	182.75	Merchant Service Merch Dep 200520 8029396648 Superstition Fire and
	05/21	811.60	Noridian Azutmt Hcclaimpmt 200519 1184003220 TRN*1*892387410*1450173185~
	05/21	496.89	Optum Lifprint Hcclaimpmt 091000019885770 TRN*1*9885770*1272337487~
	05/21	492.26	Humana Ins CO Hcclaimpmt 200521 362703 TRN*1*001290050378056*1391263473\
	05/21	466.04	Aetna H09 Hcclaimpmt 1184003220 TRN*1*160518200149799*1066033492\
	05/22	50.00	Merchant Service Merch Dep 200521 8029396648 Superstition Fire and
	05/22	1,629.86	Bcbs of Arizona Hcclaimpmt 200520 1184003220 TRN*1*515030504*1860004538\
	05/22	1,115.80	Bcbs of Arizona Hcclaimpmt 200520 1184003220 TRN*1*515034079*1860004538\
	05/22	337.27	36 Treas 310 Misc Pay 052220 xxxxx0012 *1*049545758\
	05/22	200.00	Ahcccs Programma Hcclaimpmt 200520 202005201245648 TRN*1*202005201245648*1866004791*Fqmb
	05/26	547.72	Merchant Service Merch Dep 200523 8029396648 Superstition Fire and



Electronic deposits/bank credits (continued)

Effective date	Posted date	Amount	Transaction detail
	05/26	143.40	Merchant Service Merch Dep 200522 8029396648 Superstition Fire and
	05/26	50.00	Merchant Service Merch Dep 200524 8029396648 Superstition Fire and
	05/26	7,623.56	Noridian Azutmt Hcclaimpmt 200521 1184003220 TRN*1*892395961*1450173185~
	05/26	1,432.13	Bcbs of Arizona Hcclaimpmt 200521 1184003220 TRN*1*515082734*1860004538\
	05/26	1,091.53	Mercy Care Plan Hcclaimpmt 200522 00145658 TRN*1*5512533*1860527381*Altcs General\
	05/26	775.26	36 Treas 310 Misc Pay 052620 xxxxx0012 SE*15*092669828\GE*1*49574028\lea*1*049573994\
	05/26	458.26	Aetna H09 Hcclaimpmt 1184003220 TRN*1*160520200282185*1066033492\
	05/26	388.50	Medisun Claims Hcclaimpmt 200522 202000637229840 TRN*1*48813*1860522728*24349\
	05/27	300.00	Merchant Service Merch Dep 200526 8029396648 Superstition Fire and
	05/27	723.56	Bcbs of Arizona Hcclaimpmt 200522 1184003220 TRN*1*515131592*1860004538\
	05/27	611.87	Hhp Texas Hcclaimpmt 200527 362703 TRN*1*011840012717551*1610994632\
	05/27	400.00	Pnp Billpayment 052120Sett 200527 6500 Apache Junction Fire D
	05/27	250.93	Optum Lifeprint Hcclaimpmt 091000010431060 TRN*1*0431060*1272337487~
	05/28	39,510.00	WT Seq#97694 Superstition Fire & Med /Org=Superstition Fire & Medical Distri Srf# Gb00000033589563 Trn#200528097694 Rfb# 463
	05/28	6,248.25	Mercy Care Plan Hcclaimpmt 200527 00145658 TRN*1*5514441*1860527381*Ahcccs Acute\
	05/28	1,464.24	Bcbs of Arizona Hcclaimpmt 200526 1184003220 TRN*1*515331952*1860004538\
	05/28	1,432.13	Bcbs of Arizona Hcclaimpmt 200526 1184003220 TRN*1*515337408*1860004538\
	05/28	1,396.89	36 Treas 310 Misc Pay 052820 xxxxx0012 24*092746473\GE*1*49650673\lea*1*049650639\
	05/28	1,130.01	Mercy Care Plan Hcclaimpmt 200527 00145658 TRN*1*5515123*1860527381*Altcs General\
	05/28	368.13	Mercy Care Plan Hcclaimpmt 200527 00145658 TRN*1*5516952*1860527381*Mercy Care Advantage - S
	05/29	100.00	Merchant Service Merch Dep 200528 8029396648 Superstition Fire and
	05/29	3,503.15	Noridian Azutmt Hcclaimpmt 200527 1184003220 TRN*1*892406605*1450173185~
	05/29	1,588.48	Bcbs of Arizona Hcclaimpmt 200527 1184003220 TRN*1*515381111*1860004538\
	05/29	376.30	Palmetto Gba Hcclaimpmt 200526 1184003220 TRN*1*808101660*1571062326~
	05/29	97.21	Aetna AS01 Hcclaimpmt 1184003220 TRN*1*820147000150196*1066033492\
		\$284,899.55	Total electronic deposits/bank credits
		\$284,899.55	Total credits



Debits

Electronic debits/bank debits

<i>Effective date</i>	<i>Posted date</i>	<i>Amount</i>	<i>Transaction detail</i>
	05/04	336.28	Merchant Service Merch Fee 200430 8029396648 Superstition Fire and
	05/07	60,600.00	WT Seq#82074 Pinal County /Bnf=Pinal County Master Sr## Gw00000033157149 Trn#200507082074 Rfb# 456
	05/07	300.00	WT Seq#82061 Pinal County /Bnf=Pinal County Master Sr## Gw00000033157143 Trn#200507082061 Rfb# 455
	05/14	77,610.00	WT Seq#77538 Pinal County /Bnf=Pinal County Master Sr## Gw00000033299283 Trn#200514077538 Rfb# 459
	05/14	420.00	WT Seq#77531 Pinal County /Bnf=Pinal County Master Sr## Gw00000033299572 Trn#200514077531 Rfb# 458
	05/21	69,885.00	WT Seq106668 Pinal County /Bnf=Pinal County Master Sr## Gw00000033458959 Trn#200521106668 Rfb# 462
	05/21	400.00	WT Seq106678 Pinal County /Bnf=Pinal County Master Sr## Gw00000033459283 Trn#200521106678 Rfb# 461
	05/28	69,280.00	WT Seq#97721 Pinal County /Bnf=Pinal County Master Sr## Gw00000033589667 Trn#200528097721 Rfb# 465
	05/28	400.00	WT Seq#97715 Pinal County /Bnf=Pinal County Master Sr## Gw00000033589565 Trn#200528097715 Rfb# 464
		\$279,231.28	Total electronic debits/bank debits
		\$279,231.28	Total debits

Daily ledger balance summary

<i>Date</i>	<i>Balance</i>	<i>Date</i>	<i>Balance</i>	<i>Date</i>	<i>Balance</i>
04/30	0.92	05/11	20,329.66	05/20	29,315.21
05/01	9,880.54	05/12	21,880.01	05/21	4.75
05/04	19,994.86	05/13	29,044.91	05/22	3,337.68
05/05	23,267.88	05/14	0.63	05/26	15,848.04
05/06	33,387.24	05/15	7,729.92	05/27	18,134.40
05/07	4.50	05/18	8,546.17	05/28	4.05
05/08	12,156.52	05/19	18,137.24	05/29	5,669.19
Average daily ledger balance		\$11,534.15			



IMPORTANT ACCOUNT INFORMATION

Effective April 1, 2020, we modified our commercial account agreement to reserve the right to assess a monthly deposit balance fee on the average positive collected balance in your commercial checking account(s) with us. When and if we assess the deposit balance fee, the amount of the fee will appear on the periodic statement or client analysis statement for your account. The deposit balance fee is subject to change by us at any time without notice. For questions about the modification, you may contact your relationship manager.

Effective June 20, 2020, we are updating the Funds Availability Policy in our Commercial Account Agreement as follows:

In the "Longer delays may apply" section, when a longer delay applies, we are making the following changes:

- The amount of your deposit that may be available on the first business day after the day of your deposit is increasing from \$200 to \$225.
- We are changing the check deposit amount exception that may lead to a delay of generally no more than seven business days from "You deposit checks totaling more than \$5,000 on any one day" to "You deposit checks totaling more than \$5,525 on any one day."

Commercial Checking Acct Public Funds

Account number: 4797829967 ■ May 1, 2020 - May 31, 2020 ■ Page 1 of 2



SUPERSTITION FIRE & MEDICAL DISTRICT
 TRANSPORT LOCKBOX ACCOUNT
 565 N IDAHO RD
 APACHE JUNCTION AZ 85119-4014

Questions?

Call your Customer Service Officer or Client Services
1-800-AT WELLS (1-800-289-3557)
 5:00 AM TO 6:00 PM Pacific Time Monday - Friday

Online: wellsfargo.com

Write: Wells Fargo Bank, N.A. (182)
 PO Box 63020
 San Francisco, CA 94163

Account summary

Commercial Checking Acct Public Funds

Account number	Beginning balance	Total credits	Total debits	Ending balance
4797829967	\$1,875.20	\$150,457.13	-\$147,955.00	\$4,377.33 5

Credits

Deposits

Effective date	Posted date	Amount	Transaction detail
	05/01	2,115.33	Wholesale Lockbox Deposit Los Angeles Box 845500 Deposit 1
	05/04	19,481.45	Wholesale Lockbox Deposit Los Angeles Box 845500 Deposit 1
	05/05	1,359.19	Wholesale Lockbox Deposit Los Angeles Box 845500 Deposit 1
	05/06	713.26	Wholesale Lockbox Deposit Los Angeles Box 845500 Deposit 1
	05/07	1,543.72	Wholesale Lockbox Deposit Los Angeles Box 845500 Deposit 1
	05/08	2,649.93	Wholesale Lockbox Deposit Los Angeles Box 845500 Deposit 1
	05/11	34,272.94	Wholesale Lockbox Deposit Los Angeles Box 845500 Deposit 1
	05/12	5,710.77	Wholesale Lockbox Deposit Los Angeles Box 845500 Deposit 1
	05/13	2,441.07	Wholesale Lockbox Deposit Los Angeles Box 845500 Deposit 1
	05/14	2,186.61	Wholesale Lockbox Deposit Los Angeles Box 845500 Deposit 1
	05/15	2,612.42	Wholesale Lockbox Deposit Los Angeles Box 845500 Deposit 1
	05/18	21,200.22	Wholesale Lockbox Deposit Los Angeles Box 845500 Deposit 1
	05/19	10,009.39	Wholesale Lockbox Deposit Los Angeles Box 845500 Deposit 1
	05/20	733.45	Wholesale Lockbox Deposit Los Angeles Box 845500 Deposit 1
	05/21	25.00	Wholesale Lockbox Deposit Los Angeles Box 845500 Deposit 1
	05/26	38,597.60	Wholesale Lockbox Deposit Los Angeles Box 845500 Deposit 1
	05/27	2,313.96	Wholesale Lockbox Deposit Los Angeles Box 845500 Deposit 1
	05/28	2,401.14	Wholesale Lockbox Deposit Los Angeles Box 845500 Deposit 1
	05/29	89.68	Wholesale Lockbox Deposit Los Angeles Box 845500 Deposit 1
		\$150,457.13	Total deposits
		\$150,457.13	Total credits



Debits

Electronic debits/bank debits

<i>Effective date</i>	<i>Posted date</i>	<i>Amount</i>	<i>Transaction detail</i>
	05/07	25,130.00	WT Seq#82049 Superstition Fire & Med /Bnf=Superstition Fire & Medical Distri Srf# Gb00000033157140 Trn#200507082049 Rfb# 454
	05/14	44,790.00	WT Seq#77479 Superstition Fire & Med /Bnf=Superstition Fire & Medical Distri Srf# Gb00000033299568 Trn#200514077479 Rfb# 457
	05/21	38,525.00	WT Seq106631 Superstition Fire & Med /Bnf=Superstition Fire & Medical Distri Srf# Gb00000033458957 Trn#200521106631 Rfb# 460
	05/28	39,510.00	WT Seq#97694 Superstition Fire & Med /Bnf=Superstition Fire & Medical Distri Srf# Gb00000033589563 Trn#200528097694 Rfb# 463
		\$147,955.00	Total electronic debits/bank debits
		\$147,955.00	Total debits

Daily ledger balance summary

<i>Date</i>	<i>Balance</i>	<i>Date</i>	<i>Balance</i>	<i>Date</i>	<i>Balance</i>
04/30	1,875.20	05/11	38,881.02	05/20	38,984.95
05/01	3,990.53	05/12	44,591.79	05/21	484.95
05/04	23,471.98	05/13	47,032.86	05/26	39,082.55
05/05	24,831.17	05/14	4,429.47	05/27	41,396.51
05/06	25,544.43	05/15	7,041.89	05/28	4,287.65
05/07	1,958.15	05/18	28,242.11	05/29	4,377.33
05/08	4,608.08	05/19	38,251.50		
Average daily ledger balance		\$14,950.46			



IMPORTANT ACCOUNT INFORMATION

Effective April 1, 2020, we modified our commercial account agreement to reserve the right to assess a monthly deposit balance fee on the average positive collected balance in your commercial checking account(s) with us. When and if we assess the deposit balance fee, the amount of the fee will appear on the periodic statement or client analysis statement for your account. The deposit balance fee is subject to change by us at any time without notice. For questions about the modification, you may contact your relationship manager.

Effective June 20, 2020, we are updating the Funds Availability Policy in our Commercial Account Agreement as follows:

In the "Longer delays may apply" section, when a longer delay applies, we are making the following changes:

- The amount of your deposit that may be available on the first business day after the day of your deposit is increasing from \$200 to \$225.
- We are changing the check deposit amount exception that may lead to a delay of generally no more than seven business days from "You deposit checks totaling more than \$5,000 on any one day" to "You deposit checks totaling more than \$5,525 on any one day."

6/1/20
4:41:03 PM

Superstition Fire & Medical District

Balance Sheet

As of 5/31/2020

FUND: (150) Not Defined

Assets

Current Assets

Fund Cash (Transport)	\$1,887,021.84	
Payroll Account (Transport)	(1,542,773.48)	
Total Current Assets		<u>\$344,248.36</u>

(K)

Total Assets

\$344,248.36

Liabilities and Equity

Current Liabilities

Sales Tax Payable	\$32.74	
Civilian Employee Retirement	280.24	
Voluntary Long Term Disability Ins	16.12	
Voluntary Supplemental Life Insurance	(5.14)	
Due To Other Funds	2,726,512.54	
Total Current Liabilities		<u>\$2,726,836.50</u>

Total Liabilities

\$2,726,836.50

Equity

Fund Balance - Transport Fund	\$(2,427,130.75)	
Current Year Profit/Loss	44,542.61	
Total Equity		<u>(2,382,588.14)</u>

Total Liabilities and Equity

\$344,248.36



Manage your account online at: www.chase.com/cardhelp

Customer Service: 1-800-945-2028

Mobile: Download the Chase Mobile app today

June 2020						
S	M	T	W	T	F	S
31	1	2	3	4	5	6
7	8	9	10	11	12	13
14	15	16	17	18	19	20
21	22	23	24	25	26	27
28	29	30	1	2	3	4
5	6	7	8	9	10	11

New Balance
\$17,641.00
 Minimum Payment Due
\$3,528.00
 Payment Due Date
06/04/20

Late Payment Warning: If we do not receive your minimum payment by the due date, you may have to pay a late fee, and existing and new balances may become subject to the Default APR.
Minimum Payment Warning: Enroll in Auto-Pay and avoid missing a payment. To enroll, call the number on the back of your card or go to the web site listed above.

ACCOUNT SUMMARY

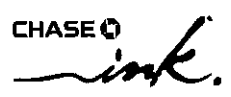
Account Number: 4246 3152 5232 6481	
Previous Balance	\$33,518.50
Payment, Credits	\$34,088.74
Purchases	+\$18,211.24
Cash Advances	\$0.00
Balance Transfers	\$0.00
Fees Charged	\$0.00
Interest Charged	\$0.00
New Balance	\$17,641.00
Opening/Closing Date	04/11/20 - 05/10/20
Credit Limit	\$50,000
Available Credit	\$32,359
Cash Access Line	\$10,000
Available for Cash	\$10,000
Past Due Amount	\$0.00
Balance over the Credit Limit	\$0.00

150F (L)
 \$7,461.25

VENDOR # Chasen
 ACCOUNT # _____
 APPROVAL _____
 DATE PAID 5/29/20
 WARRANT # 3987

YOUR ACCOUNT MESSAGES

If you experience COVID-19 related mail delivery disruptions, remember you can always access your statements on chase.com or the Chase Mobile App.
 & Item was transferred from lost / stolen account.



P.O. BOX 15123
 WILMINGTON, DE 19850-5123
 For Undeliverable Mail Only

Make your payment at chase.com/paycard

42463152523264810035280001764100000000005

Payment Due Date: **06/04/20**
 New Balance: **\$17,641.00**
 Minimum Payment: **\$3,528.00**
 Account number: 4246 3152 5232 6481

\$ _____ Amount Enclosed
 Make/Mail to Chase Card Services at the address below:

24474 9EX 9 13120 C
 ROGER WOOD
 SUPERSTITION FIRE
 585 N IDAHO RD
 APACHE JUNCTION AZ 85119-4014

CARDMEMBER SERVICE
 PO BOX 6294
 CAROL STREAM IL 60197-6294

500016028 15952523264815



ACCOUNT ACTIVITY

Date of Transaction	Merchant Name or Transaction Description	\$ Amount
04/25	Payment ThankYou Image Check	-1,812.00
04/25	Payment ThankYou Image Check	-11,183.02
04/25	Payment ThankYou Image Check	-3,342.00
04/25	Payment ThankYou Image Check	-17,181.48
05/01	NOTARYHNB-800.422.1555 800-422-1555 FL 100F 18740 \$10396	155.95 150F 18741 \$5199
05/08	AZ DEPT OF REVENUE TMACCONNEL@AZ AZ 100F 18747 \$100 150F 18748 \$252	622.17 200F 18749 \$100 35 400F 18750 \$1698
05/08	PNP AZ DOR TAXFEE info@pointand MI 100F 18747 \$236 150F 18748 \$591	14.82 200F 18749 \$236 400F 18750 \$399
	ROGER WOOD TRANSACTIONS THIS CYCLE (CARD 6481) \$32725.78- INCLUDING PAYMENTS RECEIVED	
04/29	WM SUPERCENTER #1381 APACHE JUNCTI AZ	18746 34.30 100F
04/29	THE HOME DEPOT 404 MESA AZ HOWARD LOGSDON	18746 32.47 100F
	TRANSACTIONS THIS CYCLE (CARD 6515) \$66.77	
04/27	ABATIX 214-381-0322 TX JEFF CRANMER	18695 6,246.63 150F
	TRANSACTIONS THIS CYCLE (CARD 6549) \$6246.83	
05/08	AMZN Mktp US*HQ6B57QT3 Amzn.com/bill WA 100F 18736 \$2551	36.27 150F 18737 \$1276
	DANIEL MCKINNEY TRANSACTIONS THIS CYCLE (CARD 6614) \$38.27	
04/16	THE HOME DEPOT 404 MESA AZ	18744 41.86 150F
04/29	BRIGHTON-BEST INTL, INC. 562-808-8000 CA BRETT BROMAN	18746 1,958.25 100F
	TRANSACTIONS THIS CYCLE (CARD 6630) \$2000.11	
04/14	ADOBE ACROPRO SUBS 800-443-8158 CA 100F 18795 \$59581	893.81 150F 18796 \$29794
04/14	DRP*Cisco Webex orderfind.com MN	18688 155.81 100F
04/26	MCC*MEDIACOM 855-833-4226 NY 100F 18698 \$31103	622.05 150F 18699 \$31103
04/24	DRP*CISCO WEBEX orderfind.com MN	18688 136.95 100F
04/27	FS *TechSmith 877-3278914 CA	18694 11.86 100F
05/04	DNH*GODADDY.COM 480-5058855 AZ 100F 18716 \$10645	159.98 150F 18717 \$5333
05/05	WAL-MART #1381 APACHE JUNCTI AZ	18761 6.51 100F
05/05	DOLLAR GENERAL #6710 APACHE JUNCTI AZ	18762 3.29 150F
	ANNA BUTEL TRANSACTIONS THIS CYCLE (CARD 6655) \$1990.06	
05/02	FRONTIER ACE HARDWARE APACHE JUNCTI AZ 100F 18721 \$1002	15.33 150F 18722 \$511
	BRIAN WHITE TRANSACTIONS THIS CYCLE (CARD 6671) \$15.33	
04/12	OFFICE DEPOT #5101 800-463-3768 AZ 100F 18743 \$16142	271.49 150F 18744 \$9049
04/14	SQ *WEATHER SHACK? Mesa AZ	18743 19.11 100F
04/14	FEDEX 511805234 MEMPHIS TN	18743 15.49 100F
04/15	THE HOME DEPOT 404 MESA AZ	18744 88.81 150F
04/22	SOI NEXIQ 800-839-6774 MI	18743 675.00 100F
04/24	AMZN Mktp US*A780I79V3 Amzn.com/bill WA	18743 30.38 100F
04/24	SCHOOLSIN 877-8393330 OH 100F 18743 \$30582	458.19 150F 18744 \$15262
04/27	Amazon.com*M42OS3X43 Amzn.com/bill WA	18743 10.14 100F
04/27	AMZN Mktp US*PG30E80F3 Amzn.com/bill WA	18743 15.33 100F
04/27	HEBRON CONSUMER PRODUC 830-200-7310 IL	18743 898.99 100F
04/29	AMZN Mktp US*DR4YC4B73 Amzn.com/bill WA 100F 18743 \$4582	54.10 150F 18744 \$809
04/30	AMZN Mktp US*XS0326HW3 Amzn.com/bill WA	18744 21.91 150F
04/30	AMZN Mktp US*GI0G00AZ3 Amzn.com/bill WA	18744 7.51 150F
05/02	Amazon.com*ZU23346T3 Amzn.com/bill WA	18743 9.33 100F
05/04	Amazon.com*439E44NO3 Amzn.com/bill WA	18743 85.24 100F
05/05	IN *DURHAM COMMUNICATIONS 480-2233458 AZ	18743 61.00 100F
05/08	IN *DURHAM COMMUNICATIONS 480-2233458 AZ	18743 84.00 100F
05/08	HOMEDEPOT.COM 800-430-3376 GA	18743 881.05 100F
	VAUGHN CROSHAW TRANSACTIONS THIS CYCLE (CARD 0887) \$3666.85	
05/06	ONE BEAT CPR LEARNING 855-663-2328 FL 18763	3,195.00 400F
	TINA GEROLA TRANSACTIONS THIS CYCLE (CARD 8473) \$3195.00	
04/28	PINAL COUNTY PLAN DEV 888-8916064 AZ	18745 6.50 100F
05/05	ADR HARDWARE APACHE JUNCTI AZ	18745 77.00 100F
	FOX TANNER TRANSACTIONS THIS CYCLE (CARD 2889) \$83.50	

ACCOUNT ACTIVITY (CONTINUED)

Date of Transaction	Merchant Name or Transaction Description	\$ Amount
04/24	BURGER KING #23807 MESA AZ AMY BROOKS TRANSACTIONS THIS CYCLE (CARD 7121) \$31.58	18691 31.58 100F
04/11	& STAPLS7306417111002001 SOUTH HACKENS NJ	100F 18746 -37588 -583.82 150F 18744 -18794
04/15	& STAPLS7306417111003001 SOUTH HACKENS NJ	100F 18746 -428 -6.42 150F 18744 -214
04/28	STAPLS7307231264000001 877-8267755 NJ KELLY BARTZ TRANSACTIONS THIS CYCLE (CARD 3849) \$505.84	18731 64.40 100F

2020 Totals Year-to-Date	
Total fees charged in 2020	\$0.00
Total interest charged in 2020	\$0.00

Year-to-date totals do not reflect any fee or interest refunds you may have received.

INTEREST CHARGES

Your Annual Percentage Rate (APR) is the annual interest rate on your account.

Balance Type	Annual Percentage Rate (APR)	Balance Subject To Interest Rate	Interest Charges
PURCHASES			
Purchases	10.24%(v)(d)	- 0 -	- 0 -
CASH ADVANCES			
Cash Advances	19.24%(v)(d)	- 0 -	- 0 -
BALANCE TRANSFERS			
Balance Transfer	10.24%(v)(d)	- 0 -	- 0 -

30 Days In Billing Period

- (v) = Variable Rate
- (d) = Daily Balance Method (including new transactions)
- (a) = Average Daily Balance Method (including new transactions)

Please see Information About Your Account section for the Calculation of Balance Subject to Interest Rate, Annual Renewal Notice, How to Avoid Interest on Purchases, and other important information, as applicable.



Superstition Fire & Medical District Monthly Pinal County Treasurer's Bank Account Reconciliation

200 Capital Projects Fund

Reconciliation References:

- A Previous month's bank ending balance / current month's bank beginning balance
- B Interest Income
- C Current month's property tax receipts (real and personal)
- D Current month's SRP Contributions
- E Current month's Accounts Payable disbursements
- F Current month's refunded interest
- G Current month's bank ending balance
- H Accounts Payable checks outstanding at month-end
- I Cash Balance per G/L Balance Sheet
- J Chase MasterCard credit card payment – warrant #1107000603 (paid 5/20/2020)



**Superstition Fire & Medical District
Capital Project (Fund 200) Cash Reconciliation
Fiscal Year 2019- 2020
5/31/2020**

	Deposits (Cash Receipts)	Cash Disbursements	Book Balance
Book Balance as of: 5/1/2020			<u>\$547,243.46</u> (A)
<u>Activity During the Month</u>			
Journal Entries:			
Interest Income (Expense):	884.14		884.14 (B)
Deposits			-
Revenue Transfer			-
Cash Receipts			
2017 Real Estate Taxes			-
2018 Real Estate Taxes			-
2019 Real Estate Taxes	33,481.16		33,481.16 (C)
2017 Pers. Prop. Taxes	159.30		159.30 (C)
2018 Pers. Prop. Taxes	479.84		479.84 (C)
2019 Pers. Prop. Taxes	2,851.72		2,851.72 (D)
SRP Contributions	14,055.40		14,055.40 (D)
Cash Disbursements			
A) Accounts Payable		(16,390.87)	(16,390.87) (E)
B) Transfer In / Out			-
C) Refund Interest		(2.18)	(2.18) (F)
	<u>\$51,911.56</u>	<u>(16,393.05)</u>	<u>\$582,761.97</u>
<u>Pinal County Bank Balance</u>			
Ending Bank Balance as of: 5/31/2020	Balance from YTD Column		<u>\$ 582,761.97</u> (G)
Less: Outstanding Warrants	Check # 604	(84.00)	
Less:			(84.00) (H)
Prepared by: <u>[Signature]</u> 6/1/20			<u>\$ 582,677.97</u>
Reviewed by: <u>[Signature]</u> 6/2/2020			Balance per B/S \$ 582,677.97 (I)
	Difference	\$	-



Pinal County Treasurer

Monthly Statement

Date Range: 5/1/2020 to 5/31/2020

Account	Period	YTD		
6116421101	Superstition Fire & Medical Dist Capital Projects			
Begin Balance:	(A) 547,243.46	713,906.74		
Income:	51,911.56	1,026,609.73		
LOC Advance:	.00	.00		
Expense:	(16,393.05)	(1,157,754.50)	LOC:	.00
LOC Payments:	.00	.00	Warrants Outstanding:	(84.00)
Cash Balance:	(G) 582,761.97	582,761.97	End:	582,677.97

Monthly Statement Summary

Source Code	Description	MTDAmount	YTDAmount	
6116421101	Superstition Fire & Medical Dist Capital Projects	Beginning Balance:	547,243.46	713,906.74
11100.2017	2017 Real Estate Taxes	.00	.19	
11100.2018	2018 Real Estate Taxes	.00	13,276.33	
11100.2019	2019 Real Estate Taxes	33,481.16	919,088.52	
12100.2017	2017 Personal Property Taxes	159.30	501.29	
12100.2018	2018 Personal Property Taxes	479.84	2,298.59	
12100.2019	2019 Personal Property Taxes	2,851.72	71,832.72	
14100.0	Salt River Contribution	14,055.40	28,110.80	
21100.40	Wells Fargo Bank Investment Interest	.00	117.46	
21100.41	Wells Fargo Repo Investment Interest	.00	1,516.17	
21100.43	Wells Fargo Trust Investment Interest	.07	88.43	
21100.46	Wells Fargo Investment Investment Interest	126.37	2,300.94	
21100.47	WF Money Market Investment Interest	10.19	181.49	
21100.48	WF Brokerage Account Investment Interest	58.84	429.44	
21100.55	Multi-Bank Securities Investment Interest	21.51	867.33	
21100.70	Vining Sparks Investment Interest	444.80	5,563.22	
21100.80	Stifel Nicolaus & Company Investment Interest	222.36	1,751.49	
73750.0	Revenue Transfer	.00	(21,314.68)	
90400.0	Refund Interest	(2.18)	(35.89)	
90930.0	Warrants Redeemed	(16,390.87)	(1,157,718.61)	
	Ending Balance:	582,761.97	582,761.97	

Handwritten notes: (C) \$36,972.02, (B) \$884.14, (E), (F)

Monthly Statement Detail

Date	Notes	Doc #	Amount	C/D
6116421101 Superstition Fire & Medical Dist Capital Projects			Beginning Balance: 547,243.46	
11100.2019 2019 Real Estate Taxes			Source Code Total: 33,481.16	
05/01	Tax Distribution	0	264.21	C
05/01	Tax Distribution	0	104.34	C
05/01	Tax Distribution	0	1,598.30	C
05/01	Tax Distribution	0	838.80	C
05/01	Tax Distribution	0	71.91	C
05/04	Tax Distribution	0	1,009.13	C
05/04	Tax Distribution	0	1,487.14	C
05/04	Tax Distribution	0	928.25	C
05/05	Tax Distribution	0	192.40	C
05/05	Tax Distribution	0	6,790.62	C
05/05	Tax Distribution	0	3,062.89	C
05/05	Tax Distribution	0	1,365.58	C
05/05	Tax Distribution	0	1,831.84	C
05/06	Tax Distribution	0	323.76	C
05/06	Tax Distribution	0	413.17	C
05/06	Tax Distribution	0	798.33	C




Pinal County Treasurer

Monthly Statement

Date Range: 5/1/2020 to 5/31/2020

05/07	Tax Distribution	0	630.26	C
05/07	Tax Distribution	0	1,586.70	C
05/07	Tax Distribution	0	159.27	C
05/07	Tax Distribution	0	1,537.76	C
05/08	Tax Distribution	0	121.16	C
05/08	Tax Distribution	0	.12	C
05/11	Tax Distribution	0	151.42	C
05/11	Tax Distribution	0	559.07	C
05/12	Tax Distribution	0	35.18	C
05/12	Tax Distribution	0	202.33	C
05/12	Tax Distribution	0	753.44	C
05/12	Tax Distribution	0	11.67	C
05/13	Tax Distribution	0	31.20	C
05/13	Tax Distribution	0	259.01	C
05/13	Tax Distribution	0	(.67)	C
05/14	Tax Distribution	0	4.03	C
05/14	Tax Distribution	0	11.34	C
05/14	Tax Distribution	0	269.26	C
05/14	Tax Distribution	0	72.95	C
05/15	Tax Distribution	0	(13.06)	C
05/15	Tax Distribution	0	349.14	C
05/15	Tax Distribution	0	.24	C
05/15	Tax Distribution	0	33.19	C
05/18	Tax Distribution	0	77.14	C
05/18	Tax Distribution	0	103.60	C
05/18	Tax Distribution	0	6.24	C
05/19	Tax Distribution	0	338.20	C
05/19	Tax Distribution	0	491.81	C
05/19	Tax Distribution	0	95.19	C
05/19	Tax Distribution	0	470.97	C
05/20	Tax Distribution	0	165.98	C
05/20	Tax Distribution	0	131.49	C
05/20	Tax Distribution	0	35.15	C
05/20	Tax Distribution	0	60.53	C
05/20	Tax Distribution	0	728.96	C
05/21	Tax Distribution	0	176.97	C
05/21	Tax Distribution	0	364.49	C
05/21	Tax Distribution	0	43.73	C
05/21	Tax Distribution	0	79.81	C
05/22	Tax Distribution	0	267.11	C
05/22	Tax Distribution	0	341.59	C
05/22	Tax Distribution	0	141.43	C
05/26	Tax Distribution	0	81.35	C
05/26	Tax Distribution	0	348.64	C
05/26	Tax Distribution	0	8.15	C
05/27	Tax Distribution	0	140.32	C
05/27	Tax Distribution	0	86.31	C
05/27	Tax Distribution	0	73.71	C
05/27	Tax Distribution	0	.83	C
05/27	Tax Distribution	0	29.42	C
05/27	Tax Distribution	0	270.85	C
05/28	Tax Distribution	0	37.16	C
05/28	Tax Distribution	0	62.24	C
05/28	Tax Distribution	0	75.48	C
05/28	Tax Distribution	0	14.71	C
05/29	Tax Distribution	0	50.29	C
05/29	Tax Distribution	0	26.48	C



Pinal County Treasurer

Monthly Statement

Date Range: 5/1/2020 to 5/31/2020

05/29	Tax Distribution	0	209.15	C
12100.2017 2017 Personal Property Taxes			Source Code Total: 159.30	
05/01	Tax Distribution	0	1.01	C
05/01	Tax Distribution	0	6.68	C
05/05	Tax Distribution	0	.52	C
05/05	Tax Distribution	0	.34	C
05/06	Tax Distribution	0	2.55	C
05/07	Tax Distribution	0	2.27	C
05/08	Tax Distribution	0	.95	C
05/11	Tax Distribution	0	.71	C
05/13	Tax Distribution	0	19.43	C
05/18	Tax Distribution	0	6.75	C
05/19	Tax Distribution	0	2.08	C
05/19	Tax Distribution	0	1.32	C
05/19	Tax Distribution	0	96.58	C
05/20	Tax Distribution	0	6.90	C
05/20	Tax Distribution	0	.14	C
05/22	Tax Distribution	0	1.27	C
05/27	Tax Distribution	0	1.15	C
05/27	Tax Distribution	0	1.92	C
05/27	Tax Distribution	0	2.05	C
05/29	Tax Distribution	0	4.68	C
12100.2018 2018 Personal Property Taxes			Source Code Total: 479.84	
05/01	Tax Distribution	0	6.61	C
05/04	Tax Distribution	0	9.40	C
05/04	Tax Distribution	0	3.25	C
05/06	Tax Distribution	0	2.27	C
05/07	Tax Distribution	0	3.21	C
05/07	Tax Distribution	0	2.74	C
05/08	Tax Distribution	0	.95	C
05/11	Tax Distribution	0	5.62	C
05/12	Tax Distribution	0	.11	C
05/13	Tax Distribution	0	19.44	C
05/15	Tax Distribution	0	12.83	C
05/18	Tax Distribution	0	7.31	C
05/19	Tax Distribution	0	4.29	C
05/19	Tax Distribution	0	.17	C
05/19	Tax Distribution	0	1.32	C
05/19	Tax Distribution	0	36.15	C
05/20	Tax Distribution	0	6.78	C
05/20	Tax Distribution	0	9.11	C
05/21	Tax Distribution	0	263.34	C
05/22	Tax Distribution	0	70.22	C
05/26	Tax Distribution	0	2.57	C
05/27	Tax Distribution	0	1.14	C
05/27	Tax Distribution	0	3.95	C
05/27	Tax Distribution	0	2.73	C
05/28	Tax Distribution	0	.87	C
05/29	Tax Distribution	0	3.46	C
12100.2019 2019 Personal Property Taxes			Source Code Total: 2,851.72	
05/01	Tax Distribution	0	76.40	C
05/01	Tax Distribution	0	17.43	C
05/01	Tax Distribution	0	17.79	C
05/04	Tax Distribution	0	117.16	C
05/04	Tax Distribution	0	65.96	C
05/04	Tax Distribution	0	14.23	C
05/05	Tax Distribution	0	13.87	C



Pinal County Treasurer

Monthly Statement

Date Range: 5/1/2020 to 5/31/2020

05/05	Tax Distribution	0	260.24	C
05/05	Tax Distribution	0	264.65	C
05/05	Tax Distribution	0	65.61	C
05/06	Tax Distribution	0	6.64	C
05/06	Tax Distribution	0	23.05	C
05/06	Tax Distribution	0	119.36	C
05/07	Tax Distribution	0	49.43	C
05/07	Tax Distribution	0	34.19	C
05/07	Tax Distribution	0	39.69	C
05/08	Tax Distribution	0	3.66	C
05/08	Tax Distribution	0	.36	C
05/11	Tax Distribution	0	15.44	C
05/11	Tax Distribution	0	2.45	C
05/12	Tax Distribution	0	4.72	C
05/12	Tax Distribution	0	17.89	C
05/12	Tax Distribution	0	25.18	C
05/12	Tax Distribution	0	1.04	C
05/13	Tax Distribution	0	48.64	C
05/14	Tax Distribution	0	2.51	C
05/14	Tax Distribution	0	(6.67)	C
05/15	Tax Distribution	0	49.19	C
05/15	Tax Distribution	0	.19	C
05/15	Tax Distribution	0	18.84	C
05/18	Tax Distribution	0	3.66	C
05/18	Tax Distribution	0	80.21	C
05/19	Tax Distribution	0	135.74	C
05/19	Tax Distribution	0	39.38	C
05/19	Tax Distribution	0	26.40	C
05/19	Tax Distribution	0	90.22	C
05/20	Tax Distribution	0	15.83	C
05/20	Tax Distribution	0	7.01	C
05/20	Tax Distribution	0	6.49	C
05/20	Tax Distribution	0	53.93	C
05/21	Tax Distribution	0	113.40	C
05/21	Tax Distribution	0	102.77	C
05/21	Tax Distribution	0	17.75	C
05/21	Tax Distribution	0	20.59	C
05/22	Tax Distribution	0	33.19	C
05/22	Tax Distribution	0	22.37	C
05/22	Tax Distribution	0	1.39	C
05/26	Tax Distribution	0	15.20	C
05/26	Tax Distribution	0	18.49	C
05/26	Tax Distribution	0	24.62	C
05/27	Tax Distribution	0	2.30	C
05/27	Tax Distribution	0	14.17	C
05/27	Tax Distribution	0	32.23	C
05/27	Tax Distribution	0	16.61	C
05/27	Tax Distribution	0	65.07	C
05/28	Tax Distribution	0	215.55	C
05/28	Tax Distribution	0	10.67	C
05/28	Tax Distribution	0	12.33	C
05/29	Tax Distribution	0	2.39	C
05/29	Tax Distribution	0	48.23	C
05/29	Tax Distribution	0	234.39	C
14100.0	Salt River Contribution			Source Code Total: 14,055.40
05/01	Salt River Project In Lieu	0	14,055.40	C
21100.43	Wells Fargo Trust Investment Interest			Source Code Total: .07



Pinal County Treasurer

Monthly Statement

Date Range: 5/1/2020 to 5/31/2020

05/04	Investment Interest	0	.07	C
21100.46 Wells Fargo Investment Investment Interest			Source Code Total: 126.37	
05/04	Investment Interest	0	76.41	C
05/26	Investment Interest	0	11.87	C
05/26	Investment Interest	0	20.46	C
05/26	Investment Interest	0	17.63	C
21100.47 WF Money Market Investment Interest			Source Code Total: 10.19	
05/01	Investment Interest	0	10.19	C
21100.48 WF Brokerage Account Investment Interest			Source Code Total: 58.84	
05/14	Investment Interest	0	19.93	C
05/19	Investment Interest	0	38.91	C
21100.55 Multi-Bank Securities Investment Interest			Source Code Total: 21.51	
05/26	Investment Interest	0	21.51	C
21100.70 Vining Sparks Investment Interest			Source Code Total: 444.80	
05/08	Investment Interest	0	70.80	C
05/20	Investment Interest	0	68.23	C
05/26	Investment Interest	0	65.53	C
05/26	Investment Interest	0	53.32	C
05/26	Investment Interest	0	98.07	C
05/27	Investment Interest	0	88.85	C
21100.80 Stifel Nicolaus & Company Investment Interest			Source Code Total: 222.36	
05/04	Investment Interest	0	75.83	C
05/21	Investment Interest	0	74.10	C
05/27	Investment Interest	0	72.43	C
90400.0 Refund Interest			Source Code Total: (2.18)	
05/06	164425 101-14-007G5 2019 Adjustment/Corr Refund	164425	(1.12)	D
05/06	164425 101-14-007G5 2019 Adjustment/Corr Refund	164425	(.04)	D
05/14	164622 B99-93-55402 2019 Adjustment/Corr Refund	164622	(1.02)	D
90930.0 Warrants Redeemed			Source Code Total: (16,390.87)	
05/04	Paid Warrants	0	(601.00)	D
05/27	Paid Warrants	0	(102.71)	D
05/28	Paid Warrants	0	(15,687.16)	D
6116421101 Superstition Fire & Medical Dist Capital Projects			Ending Balance: 582,761.97	

Warrant Detail

Payee Name	Warrant	Amount	Issue Dt	Status Dt	Voucher
6116421101 Superstition Fire & Medical Dist Capital Projects					
					Account Total: 16,474.87
Fund: 1107					Fund Total: 16,474.87
Status: OUTS					Status Total: 84.00 (H)
CITY OF MESA	1107000604	84.00	05/20/20	05/21/20	
Status: PAID					Status Total: 16,390.87 (E)
CITY OF MESA	1107000601	601.00	04/22/20	05/04/20	
ARMORED REPUBLIC, LLC	1107000602	15,687.16	05/13/20	05/28/20	
CHASE	1107000603	102.71 (J)	05/20/20	05/27/20	
	Count	Amount			
Total OUTS:	1	84.00			
Total PAID:	3	16,390.87			

6/1/20
3:23:57 PM

Superstition Fire & Medical District

Balance Sheet

As of 5/31/2020

FUND: (200) Capital Projects Fund

Assets

Current Assets

Fund Cash - Capital Projects

\$582,677.97

Due From other funds

1,300,295.36

Total Current Assets

\$1,882,973.33

Total Assets

\$1,882,973.33

Liabilities and Equity

Equity

Fund Balance - Capital Projects

\$2,013,838.92

Current Year Profit/Loss

(130,865.59)


Total Equity

1,882,973.33

Total Liabilities and Equity

\$1,882,973.33

Handwritten note: $582,677.97$ with a circled 'I' next to it.



June 2020						
S	M	T	W	T	F	S
31	1	2	3	4	5	6
7	8	9	10	11	12	13
14	15	16	17	18	19	20
21	22	23	24	25	26	27
28	29	30	1	2	3	4
5	6	7	8	9	10	11

New Balance
\$17,641.00
 Minimum Payment Due
\$3,528.00
 Payment Due Date
06/04/20

Late Payment Warning: If we do not receive your minimum payment by the due date, you may have to pay a late fee, and existing and new balances may become subject to the Default APR.
Minimum Payment Warning: Enroll in Auto-Pay and avoid missing a payment. To enroll, call the number on the back of your card or go to the web site listed above.

ACCOUNT SUMMARY

Account Number: 4246 3152 5232 6481

Previous Balance	\$33,518.50
Payment, Credits	-\$34,088.74
Purchases	+\$18,211.24
Cash Advances	\$0.00
Balance Transfers	-\$0.00
Fees Charged	\$0.00
Interest Charged	\$0.00
New Balance	\$17,641.00
Opening/Closing Date	04/11/20 - 05/10/20
Credit Limit	\$50,000
Available Credit	\$32,359
Cash Access Line	\$10,000
Available for Cash	\$10,000
Past Due Amount	\$0.00
Balance over the Credit Limit	\$0.00

200F (J)
 \$10271

VENDOR # Chase
 ACCOUNT #
 DATE 5/20/20
 VENDOR # 603

YOUR ACCOUNT MESSAGES

If you experience COVID-19 related mail delivery disruptions, remember you can always access your statements on chase.com or the Chase Mobile App.
 & item was transferred from lost / stolen account.

000001 FIS33339 C 1 Y 9 10 20/05/10 Page 1 of 3 06650 MA DA 24474 13110000010002447401



P.O. BOX 15123
 WILMINGTON, DE 19850-5123
 For Undeliverable Mail Only

Make your payment at
chase.com/paycard

Payment Due Date: 06/04/20
 New Balance: \$17,641.00
 Minimum Payment: \$3,528.00

Account number: 4246 3152 5232 6481

\$ _____ Amount Enclosed
 Make/Mail to Chase Card Services at the address below:

24474 BEX 9 13120 C
 ROGER WOOD
 SUPERSTITION FIRE
 585 N IDAHO RD
 APACHE JUNCTION AZ 85119-4014

CARDMEMBER SERVICE
 PO BOX 6294
 CAROL STREAM IL 60197-6294

5000 160 28 1595 25 23 26 48 15

ink.

www.chase.com/ardhelp

1-800-945-2028

Chase Mobile app today

ACCOUNT ACTIVITY

Date of Transaction	Merchant Name or Transaction Description	\$ Amount
04/25	Payment ThankYou Image Check	-1,812.00
04/25	Payment ThankYou Image Check	-11,183.02
04/25	Payment ThankYou Image Check	-3,342.00
04/25	Payment ThankYou Image Check	-17,181.48
05/01	NOTARY-INB-800.422.1555 800-422-1555 FL 100F 18740 \$10396	165.95 150F 18741 \$5199
05/06	AZ DEPT OF REVENUE TMACCONNEL@AZ AZ 100F 18747 \$100 150F 18748 \$252	622.17 200F 18749 \$100 35 400F 18750 \$1695
05/06	PNP AZ DOR TAXFEE info@pointand Mi 100F 18747 \$236 150F 18748 \$591	14.82 200F 18749 \$236 400F 18750 \$399
	ROGER WOOD TRANSACTIONS THIS CYCLE (CARD 8481) \$32725.76- INCLUDING PAYMENTS RECEIVED	
04/29	WM SUPERCENTER #1381 APACHE JUNCTI AZ 18746	34.30 100F
04/29	THE HOME DEPOT 404 MESA AZ HOWARD LOGSDON TRANSACTIONS THIS CYCLE (CARD 8515) \$66.77	32.47 100F
04/27	ABATIX 214-381-0322 TX JEFF CRANMER TRANSACTIONS THIS CYCLE (CARD 8549) \$6246.63	6,246.63 150F
05/06	AMZN Mktp US*HQ6B67QT3 Amzn.com/bill WA 100F 18736 \$2591	38.27 150F 18737 \$1276
	DANIEL MCKINNEY TRANSACTIONS THIS CYCLE (CARD 6614) \$38.27	
04/16	THE HOME DEPOT 404 MESA AZ 18744	41.88 150F
04/29	BRIGHTON-BEST INTL, INC. 592-808-8000 CA BRETT BROMAN TRANSACTIONS THIS CYCLE (CARD 6630) \$2000.11	1,988.25 100F
04/14	ADOBE ACROPRO SUBS 800-443-8158 CA 100F 18795 \$59581	893.81 150F 18796 \$29794
04/14	DRI*Cisco Webex orderfind.com MN 18688	155.81 100F
04/26	MCC*MEDIACOM 855-633-4228 NY 100F 18699 \$31103	622.06 150F 18699 \$31103
04/24	DRI*CISCO WEBEX orderfind.com MN 18688	136.95 100F
04/27	FS *TechSmith 877-3278914 CA 18694	11.86 100F
05/04	DNH*GODADDY.COM 480-5058855 AZ 100F 18716 \$10645	159.98 150F 18717 \$5353
05/05	WAL-MART #1381 APACHE JUNCTI AZ 18761	6.51 100F
05/05	DOLLAR GENERAL #6710 APACHE JUNCTI AZ ANNA BUTEL TRANSACTIONS THIS CYCLE (CARD 6855) \$1990.08	3.29 150F
05/02	FRONTIER ACE HARDWARE APACHE JUNCTI AZ 100F 18721 \$1022	15.33 150F 18722 \$511
	BRIAN WHITE TRANSACTIONS THIS CYCLE (CARD 8671) \$15.33	
04/12	OFFICE DEPOT #5101 800-463-3768 AZ 100F 18743 \$18142	271.49 150F 18744 \$9049
04/14	SQ *WEATHER SHACK? Mesa AZ 18743	19.11 100F
04/14	FEDEX 511805234 MEMPHIS TN 18743	15.49 100F
04/16	THE HOME DEPOT 404 MESA AZ 18744	88.61 150F
04/22	SOI NEXIQ 800-639-6774 MI 18743	675.00 100F
04/24	AMZN Mktp US*A780I79V3 Amzn.com/bill WA 18743	30.36 100F
04/24	SCHOOLSIN 877-8393330 OH 100F 18743 \$30582	458.19 150F 18744 \$15261
04/27	Amazon.com*M420S3X43 Amzn.com/bill WA 18743	10.14 100F
04/27	AMZN Mktp US*PG30E80F3 Amzn.com/bill WA 18743	15.33 100F
04/27	HEBRON CONSUMER PRODUC 630-200-7310 IL 18743	898.99 100F
04/29	AMZN Mktp US*DR4YC4B73 Amzn.com/bill WA 100F 18743 \$4582	54.10 150F 18744 \$828
04/30	AMZN Mktp US*XS0326HW3 Amzn.com/bill WA 18744	21.91 150F
04/30	AMZN Mktp US*GI0G00AZ3 Amzn.com/bill WA 18744	7.51 150F
05/02	Amazon.com*ZU23346T3 Amzn.com/bill WA 18743	9.33 100F
05/04	Amazon.com*439E44NO3 Amzn.com/bill WA 18743	85.24 100F
05/05	IN *DURHAM COMMUNICATIONS 480-2233458 AZ 18743	61.00 100F
05/06	IN *DURHAM COMMUNICATIONS 480-2233458 AZ 18743	84.00 100F
05/08	HOMEDEPOT.COM 800-430-3376 GA VAUGHN CROSHAW TRANSACTIONS THIS CYCLE (CARD 0687) \$3686.85	881.05 100F
05/06	ONE BEAT CPR LEARNING 855-883-2328 FL 18763	3,195.00 400F
	TINA GEROLA TRANSACTIONS THIS CYCLE (CARD 6473) \$3195.00	
04/28	PINAL COUNTY PLAN DEV 888-8918064 AZ 18745	6.50 100F
05/05	ADR HARDWARE APACHE JUNCTI AZ FOX TANNER TRANSACTIONS THIS CYCLE (CARD 2689) \$83.50	77.00 100F

ACCOUNT ACTIVITY (CONTINUED)

Date of Transaction	Merchant Name or Transaction Description	\$ Amount
04/24	BURGER KING #23807 MESA AZ AMY BROOKS TRANSACTIONS THIS CYCLE (CARD 7121) \$31.58	31.58 100F
04/11	& STAPLS7306417111002001 SOUTH HACKENS NJ	100F 18746 - 375 ⁸⁸ -563.82 150F 18744 - 18794
04/16	& STAPLS7306417111003001 SOUTH HACKENS NJ	100F 18746 - 428 -6.42 150F 18744 - 214
04/28	STAPLS7307231264000001 877-8267755 NJ KELLY BARTZ TRANSACTIONS THIS CYCLE (CARD 3849) \$606.84-	64.40 100F 18731

2020 Totals Year-to-Date	
Total fees charged in 2020	\$0.00
Total interest charged in 2020	\$0.00

Year-to-date totals do not reflect any fee or interest refunds you may have received.

INTEREST CHARGES

Your Annual Percentage Rate (APR) is the annual interest rate on your account.

Balance Type	Annual Percentage Rate (APR)	Balance Subject To Interest Rate	Interest Charges
PURCHASES			
Purchases	10.24%(v)(d)	- 0 -	- 0 -
CASH ADVANCES			
Cash Advances	19.24%(v)(d)	- 0 -	- 0 -
BALANCE TRANSFERS			
Balance Transfer	10.24%(v)(d)	- 0 -	- 0 -

30 Days in Billing Period

- (v) = Variable Rate
- (d) = Daily Balance Method (including new transactions)
- (a) = Average Daily Balance Method (including new transactions)

Please see Information About Your Account section for the Calculation of Balance Subject to Interest Rate, Annual Renewal Notice, How to Avoid Interest on Purchases, and other important information, as applicable.



Superstition Fire & Medical District Monthly Pinal County Treasurer's Bank Account Reconciliation

400 Special Revenue Fund

Reconciliation References:

- A Previous month's bank ending balance / current month's bank beginning balance
- B Interest Income
- C Current month's Deposits / Donations
- D Current month's Accounts Payable disbursements
- E Current month's bank ending balance
- F Cash Balance per G/L Balance Sheet
- G Chase MasterCard credit card payment – warrant #1105000287 (paid 5/20/2020)



**Superstition Fire & Medical District
Special Revenue (Fund 400) Cash Reconciliation
Fiscal Year 2019 - 2020
5/31/2020**

	Deposits (Cash Receipts)	Cash Disbursements	Book Balance
Book Balance as of: 5/1/2020			\$51,877.29 A
<u>Activity During the Month</u>			
Journal Entries:			
Interest Income (Expense):	66.33		66.33 B
Cash Receipts			
46750 FEMA Grant Receipts			-
47020 AED Donations	4,500.00		4,500.00
47100 EMS Cardiac Donations			-
47110 EMS Equipment Donations			-
47120 Prevention/Pub Ed Donations			-
47130 General Donations	350.00		350.00
			-
Deposits			-
Revenue Transfer			-
Cash Disbursements			
A) Accounts Payable		(3,368.50)	(3,368.50) D
B) Transfer In / Out			-
C) Refund Interest			-
			-
	\$4,916.33	(3,368.50)	\$53,425.12

Pinal County Bank Balance

Ending Bank Balance as of: 5/31/2020 Balance from YTD Column \$ 53,425.12 E

Less: Outstanding Warrants

Check #

-
-
-
\$ 53,425.12

Prepared by: *Jeff Rabe 6/1/20*

Balance per B/S: \$ 53,425.12 F

Reviewed by: *Roger Wood 6/2/2020*

Difference \$ -



Pinal County Treasurer

Monthly Statement

Date Range: 5/1/2020 to 5/31/2020

Account	Period	YTD	
6116422901	Superstition Fire & Medical Dist Special Revenue		
Begin Balance:	(A) 51,877.29	48,437.86	
Income:	4,916.33	32,083.00	
LOC Advance:	.00	.00	
Expense:	(3,368.50)	(27,095.74)	LOC: .00
LOC Payments:	.00	.00	Warrants Outstanding: .00
Cash Balance:	(E) 53,425.12	53,425.12	End: 53,425.12

Monthly Statement Summary

Source Code	Description	MTDAmount	YTDAmount
6116422901	Superstition Fire & Medical Dist	Beginning Balance:	51,877.29
	Special Revenue		48,437.86
21100.40	Wells Fargo Bank Investment Interest	.00	6.38
21100.41	Wells Fargo Repo Investment Interest	.00	89.11
21100.43	Wells Fargo Trust Investment Interest	.01	5.69
21100.46	Wells Fargo Investment Investment Interest	10.14	144.11
21100.47	WF Money Market Investment Interest	1.38	14.16
21100.48	WF Brokerage Account Investment Interest	7.06	28.13
21100.55	Multi-Bank Securities Investment Interest	2.49	57.27
21100.70	Vining Sparks Investment Interest	30.33	349.77
21100.80	Stifel Nicolaus & Company Investment Interest	14.92	107.38
73100.0	Deposits	4,850.00	30,995.00
73750.0	Revenue Transfer	.00	286.00
90930.0	Warrants Redeemed	(3,368.50)	(27,095.74)
	Ending Balance:	53,425.12	53,425.12

Monthly Statement Detail

Date	Notes	Doc #	Amount	C/D
6116422901 Superstition Fire & Medical Dist Special Revenue			Beginning Balance: 51,877.29	
21100.43	Wells Fargo Trust Investment Interest		Source Code Total: .01	
05/04	Investment Interest	0	.01	C
21100.46	Wells Fargo Investment Investment Interest		Source Code Total: 10.14	
05/04	Investment Interest	0	4.91	C
05/26	Investment Interest	0	2.37	C
05/26	Investment Interest	0	2.04	C
05/26	Investment Interest	0	.82	C
21100.47	WF Money Market Investment Interest		Source Code Total: 1.38	
05/01	Investment Interest	0	1.38	C
21100.48	WF Brokerage Account Investment Interest		Source Code Total: 7.06	
05/14	Investment Interest	0	2.42	C
05/19	Investment Interest	0	4.64	C
21100.55	Multi-Bank Securities Investment Interest		Source Code Total: 2.49	
05/26	Investment Interest	0	2.49	C
21100.70	Vining Sparks Investment Interest		Source Code Total: 30.33	
05/08	Investment Interest	0	4.58	C
05/20	Investment Interest	0	4.63	C
05/26	Investment Interest	0	4.54	C
05/26	Investment Interest	0	6.72	C
05/26	Investment Interest	0	3.69	C
05/27	Investment Interest	0	6.17	C
21100.80	Stifel Nicolaus & Company Investment Interest		Source Code Total: 14.92	
05/04	Investment Interest	0	4.85	C
05/21	Investment Interest	0	5.04	C
05/27	Investment Interest	0	5.03	C



Pinal County Treasurer

Monthly Statement

Date Range: 5/1/2020 to 5/31/2020

73160.0 Deposits		Source Code Total: 4,850.00	
05/28	400.10.47130.10 A Feagan / inv 5909 / CASH	0	350.00 C
05/28	400.10.47020.41 Golden Vista RV /inv 5885/ck 15817	0	4,500.00 C
90930.0 Warrants Redeemed		Source Code Total: (3,368.50)	
05/27	Paid Warrants	0	(3,368.50) D
6116422901 Superstition Fire & Medical Dist Special Revenue		Ending Balance: 53,425.12	

Warrant Detail

Payee Name	Warrant	Amount	Issue Dt	Status Dt	Voucher
6116422901 Superstition Fire & Medical Dist Special Revenue					Account Total: 3,368.50
Fund: 1105					Fund Total: 3,368.50
Status: PAID					Status Total: 3,368.50
CHASE	1105000287	3,368.50	05/20/20	05/27/20	
	Count	Amount			
Total PAID:	1	3,368.50			

Superstition Fire & Medical District

AR Payment Register (Detail)

Bank ID: Equal To S

ck No. / Payment ID	Payee Name / Customer Name	Invoice No. / Account Number	Amount Paid
BANK S - SPECIAL REVENUE FUND			
DEPOSIT: 2,806 DATE: 05/27/20			
CASHA	A Feagan / inv 5909 / CASH X (DONATION)	Cash Invoice : 005909	\$350.00 \$350.00
		CASH TOTAL:	\$350.00
15817	Golden Vista RV/inv 5885/15817 X (DONATION)	Check Invoice : 005885	\$4,500.00 \$4,500.00
		CHECK # 15817 TOTAL:	\$4,500.00
		DEPOSIT 2,806 TOTAL:	\$4,850.00
		TOTAL FOR BANK ID: S	\$4,850.00
		GRAND TOTAL OF ALL CHECKS:	\$4,500.00
		GRAND TOTAL OF ALL CREDIT CARDS:	\$0.00
		GRAND TOTAL OF ALL CASH:	\$350.00
		GRAND TOTAL OF ALL EFT:	\$0.00
		GRAND TOTAL OF ALL PAYMENTS:	\$4,850.00
		GRAND TOTAL OF ALL ADJUSTMENTS:	\$0.00
		COMBINED TOTAL:	\$4,850.00

(Handwritten mark)

Superstition Fire & Medical District
AP Check Register (Current by Bank)
Check Dates: 5/1/2020 to 5/31/2020

Check No.	Date	Status*	Vendor ID	Payee Name	Amount
BANK ID: S - SPECIAL REVENUE FUND					400-10-10400-10
287	05/20/20	P	CHASEM	Chase	\$3,368.50
BANK S REGISTER TOTAL:					\$3,368.50
GRAND TOTAL :					\$3,368.50

①

* Check Status Types: "P" - Printed ; "M" - Manual ; "V" - Void (Void Date) ; "A" - Application ; "E" - EFT
** Denotes broken check sequence.

Superstition Fire & Medical District

Balance Sheet

As of 5/31/2020

FUND: (400) Special Revenue Fund

Assets

Current Assets

Fund Cash - Special Revenue Fund

\$53,425.12

Total Current Assets

\$53,425.12

(F)

Total Assets

\$53,425.12

Liabilities and Equity

Current Liabilities

Sales Tax Payable

\$176.40

Total Current Liabilities

\$176.40

Total Liabilities

\$176.40

Equity

Fund Balance - Special Revenue Fund

\$48,437.86

Current Year Profit/Loss

4,810.86

Total Equity

53,248.72

Total Liabilities and Equity

\$53,425.12



Manage your account online at www.chase.com/cardhelp

Customer Service
1-800-945-2028

Chase Mobile® app today

June 2020						
S	M	T	W	T	F	S
31	1	2	3	4	5	6
7	8	9	10	11	12	13
14	15	16	17	18	19	20
21	22	23	24	25	26	27
28	29	30	1	2	3	4
5	6	7	8	9	10	11

New Balance
\$17,641.00
Minimum Payment Due
\$3,528.00
Payment Due Date
06/04/20

Late Payment Warning: If we do not receive your minimum payment by the due date, you may have to pay a late fee, and existing and new balances may become subject to the Default APR.
Minimum Payment Warning: Enroll in Auto-Pay and avoid missing a payment. To enroll, call the number on the back of your card or go to the web site listed above.

ACCOUNT SUMMARY

Account Number: 4246 3152 5232 6481

Previous Balance	\$33,518.50
Payment, Credits	-\$34,088.74
Purchases	+\$18,211.24
Cash Advances	\$0.00
Balance Transfers	\$0.00
Fees Charged	\$0.00
Interest Charged	\$0.00
New Balance:	\$17,641.00
Opening/Closing Date	04/11/20 - 05/10/20
Credit Limit	\$50,000
Available Credit	\$32,359
Cash Access Line	\$10,000
Available for Cash	\$10,000
Past Due Amount	\$0.00
Balance over the Credit Limit	\$0.00

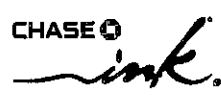
400F (G)
\$3,368.50

VENDOR # Chasem
ACCOUNT # _____
APPROVAL
DATE PAID 5/20/2020
287

YOUR ACCOUNT MESSAGES

If you experience COVID-19 related mail delivery disruptions, remember you can always access your statements on chase.com or the Chase Mobile App.
& Item was transferred from lost / stolen account.

0000001 FIB33339 C 1 Y 9 10 20/06/10 Page 1 of 3 06630 MA OA 24474 13110000010002447401



P.O. BOX 15123
WILMINGTON, DE 19850-5123
For Undeliverable Mail Only

Make your payment at
chase.com/paycard

42463152523264810035280001764100000000005

Payment Due Date: 06/04/20
New Balance: \$17,641.00
Minimum Payment: \$3,528.00
Account number: 4246 3152 5232 6481

\$ _____ Amount Enclosed
Make/Mail to Chase Card Services at the address below:

24474 BEX 9 13120 C
ROGER WOOD
SUPERSTITION FIRE
665 N IDAHO RD
APACHE JUNCTION AZ 85118-0014

CARDMEMBER SERVICE
PO BOX 6284
CAROL STREAM IL 60197-6284

500016028 15952523264815

ink.

www.chase.com/bardhelp

1-800-945-2028

Chase Mobile® app today

ACCOUNT ACTIVITY

Date of Transaction	Merchant Name or Transaction Description	\$ Amount
04/25	Payment ThankYou Image Check	-1,812.00
04/25	Payment ThankYou Image Check	-11,183.02
04/25	Payment ThankYou Image Check	-3,342.00
04/25	Payment ThankYou Image Check	-17,181.48
05/01	NOTARYHNB-800.422.1555 800-422-1555 FL 100F 18740 \$10396	165.96
05/08	AZ DEPT OF REVENUE TMACCONNEL@AZ AZ 100F 18747 \$100 150F 18748 \$25 622.17 200F 18749 \$100 400F 18750 \$1695	
05/06	PNP AZ DOR TAXFEE Info@pointand MI 100F 18747 \$236 150F 18748 \$59 14.62 200F 18749 \$236 400F 18750 \$399	
	ROGER WOOD TRANSACTIONS THIS CYCLE (CARD 6481) \$32725.76- INCLUDING PAYMENTS RECEIVED	
04/29	WM SUPERCENTER #1381 APACHE JUNCTI AZ 18746	34.30 100F
04/29	THE HOME DEPOT 404 MESA AZ 18746	32.47 100F
	HOWARD LOGSDON TRANSACTIONS THIS CYCLE (CARD 6515) \$66.77	
04/27	ABATIX 214-381-0922 TX 18695	6,246.63 150F
	JEFF CRANMER TRANSACTIONS THIS CYCLE (CARD 6549) \$6246.63	
05/06	AMZN Mktip US*HC6B57QT3 Amzn.com/bill WA 100F 18736 \$253	38.27 150F 18737 \$1276
	DANIEL MCKINNEY TRANSACTIONS THIS CYCLE (CARD 6614) \$38.27	
04/16	THE HOME DEPOT 404 MESA AZ 18744	41.86 150F
04/29	BRIGHTON-BEST INTL, INC. 562-808-8000 CA 18746	1,958.25 100F
	BRETT BROMAN TRANSACTIONS THIS CYCLE (CARD 6630) \$2000.11	
04/14	ADOBE ACROPRO SUBS 800-443-8188 CA 100F 18795 \$595	893.81 150F 18796 \$29794
04/14	DRI*Cisco Webex orderfind.com MN 18688	155.81 100F
04/26	MCC*MEDIACOM 855-633-4226 NY 100F 18698 \$31103	622.05 150F 18699 \$31103
04/24	DRI*CISCO WEBEX orderfind.com MN 18688	138.95 100F
04/27	FS *TechSmith 877-3278914 CA 18694	11.86 100F
05/04	DNH*GODADDY.COM 480-5058855 AZ 100F 18716 \$106	158.98 150F 18717 \$5333
05/05	WAL-MART #1381 APACHE JUNCTI AZ 18761	6.51 100F
05/05	DOLLAR GENERAL #6710 APACHE JUNCTI AZ 18762	3.29 150F
	ANNA BUTEL TRANSACTIONS THIS CYCLE (CARD 6655) \$1990.06	
05/02	FRONTIER ACE HARDWARE APACHE JUNCTI AZ 100F 18721 \$1000	15.33 150F 18722 \$51
	BRIAN WHITE TRANSACTIONS THIS CYCLE (CARD 6671) \$15.33	
04/12	OFFICE DEPOT #5101 800-463-3768 AZ 100F 18743 \$18142	271.49 150F 18744 \$9049
04/14	SQ *WEATHER SHACK? Mesa AZ 18743	19.11 100F
04/14	FEDEX 511805234 MEMPHIS TN 18743	15.49 100F
04/15	THE HOME DEPOT 404 MESA AZ 18744	88.61 150F
04/22	SOI NEXIO 800-639-6274 MI 18743	675.00 100F
04/24	AMZN Mktip US*A760179V3 Amzn.com/bill WA 18743	30.36 100F
04/24	SCHOOLSIN 877-8393330 OH 100F 18743 \$30582	458.19 150F 18744 \$15262
04/27	Amazon.com*M420S3X43 Amzn.com/bill WA 18743	10.14 100F
04/27	AMZN Mktip US*PG30E80F3 Amzn.com/bill WA 18743	15.33 100F
04/27	HEBRON CONSUMER PRODUC 630-200-7310 IL 18743	898.99 100F
04/28	AMZN Mktip US*DR4YC4B73 Amzn.com/bill WA 100F 18743 \$4582	64.10 150F 18744 \$828
04/30	AMZN Mktip US*XS0326HW3 Amzn.com/bill WA 18744	21.91 150F
04/30	AMZN Mktip US*GI0G00AZ3 Amzn.com/bill WA 18744	7.51 150F
05/02	Amazon.com*ZU23346T3 Amzn.com/bill WA 18743	9.33 100F
05/04	Amazon.com*439E44NO3 Amzn.com/bill WA 18743	85.24 100F
05/05	IN *DURHAM COMMUNICATIONS 480-2233458 AZ 18743	61.00 100F
05/06	IN *DURHAM COMMUNICATIONS 480-2233458 AZ 18743	84.00 100F
05/08	HOMEDEPOT.COM 800-430-3376 GA 18743	881.05 100F
	VAUGHN CROSHAW TRANSACTIONS THIS CYCLE (CARD 0687) \$3686.85	
05/06	ONE BEAT CPR LEARNING 856-663-2328 FL 18763	3,195.00 400F
	TINA GEROLA TRANSACTIONS THIS CYCLE (CARD 6473) \$3195.00	
04/28	PINAL COUNTY PLAN DEV 888-8916064 AZ 18745	6.50 100F
05/06	ADR HARDWARE APACHE JUNCTI AZ 18745	77.00 100F
	FOX TANNER TRANSACTIONS THIS CYCLE (CARD 2689) \$83.50	

ACCOUNT ACTIVITY (CONTINUED)

Date of Transaction	Merchant Name or Transaction Description	\$ Amount
04/24	BURGER KING #23607 MESA AZ AMY BROOKS TRANSACTIONS THIS CYCLE (CARD 7121) \$31.58	31.58 100F
04/11	& STAPLS7308417111002001 SOUTH HACKENS NJ	100F 18746 -375 ⁸⁸ -563.82 150F 18744 -187 ⁹⁴
04/15	& STAPLS7308417111003001 SOUTH HACKENS NJ	100F 18746 -428 -6.42 150F 18744 -214
04/28	STAPLS7307231284000001 877-8267755 NJ KELLY BARTZ TRANSACTIONS THIS CYCLE (CARD 3849) \$505.84-	18731 84.40 100F

2020 Totals Year-to-Date	
Total fees charged in 2020	\$0.00
Total interest charged in 2020	\$0.00

Year-to-date totals do not reflect any fee or interest refunds you may have received.

INTEREST CHARGES

Your Annual Percentage Rate (APR) is the annual interest rate on your account.

Balance Type	Annual Percentage Rate (APR)	Balance Subject To Interest Rate	Interest Charges
PURCHASES			
Purchases	10.24%(v)(d)	-0-	-0-
CASH ADVANCES			
Cash Advances	19.24%(v)(d)	-0-	-0-
BALANCE TRANSFERS			
Balance Transfer	10.24%(v)(d)	-0-	-0-

30 Days in Billing Period

- (v) = Variable Rate
- (d) = Daily Balance Method (including new transactions)
- (a) = Average Daily Balance Method (including new transactions)

Please see Information About Your Account section for the Calculation of Balance Subject to Interest Rate, Annual Renewal Notice, How to Avoid Interest on Purchases, and other important information, as applicable.



Superstition Fire & Medical District Monthly Pinal County Treasurer's Bank Account Reconciliation

500 Debt Principal Fund

Reconciliation References:

- A Previous month's bank ending balance / current month's bank beginning balance
 - B Interest Income
 - C Current month's property tax receipts (real and personal)
 - D Current month's SRP Contributions
 - E Current month's refunded interest
 - F Current month's bank ending balance
 - G Cash Balance per G/L Balance Sheet
- *consolidated account ending 1407 (original bond account) into 1409 (refinanced bond account)



Superstition Fire & Medical District
Debt Retirement Principal (Fund 500) Cash Reconciliation
Fiscal Year 2019 - 2020
5/31/2020

	Deposits (Cash Receipts)	Cash Disbursements	Book Balance
Book Balance as of: 5/1/2020			\$760,962.79 (A)
<u>Activity During the Month</u>			
Journal Entries:			
Interest Income (Expense):	836.00		836.00 (B)
Cash Receipts			
2008 Real Estate Taxes			-
2009 Real Estate Taxes			-
2010 Real Estate Taxes			-
2011 Real Estate Taxes			-
2012 Real Estate Taxes			-
2013 Real Estate Taxes			-
2014 Real Estate Taxes			-
2015 Real Estate Taxes			-
2016 Real Estate Taxes			-
2017 Real Estate Taxes			-
2018 Real Estate Taxes			-
2019 Real Estate Taxes	17,403.16		17,403.16
2007 Pers. Prop. Taxes			-
2008 Pers. Prop. Taxes			-
2009 Pers. Prop. Taxes	0.56		0.56 (C)
2010 Pers. Prop. Taxes	0.86		0.86
2011 Pers. Prop. Taxes	1.99		1.99
2012 Pers. Prop. Taxes			-
2013 Pers. Prop. Taxes			-
2014 Pers. Prop. Taxes	8.34		8.34
2015 Pers. Prop. Taxes	19.12		19.12
2016 Pers. Prop. Taxes	183.71		183.71
2017 Pers. Prop. Taxes	87.05		87.05
2018 Pers. Prop. Taxes	303.20		303.20
2019 Pers. Prop. Taxes	1,482.34		1,482.34 (D)
SRP Contributions	7,305.95		7,305.95
Deposits			-
Revenue Transfer			-
Cash Disbursements			
A) Accounts Payable			-
B) Transfer In / Out			-
C) Refund Interest		(1.13)	(1.13) (E)
	\$27,632.28	(1.13)	\$788,593.94

Pinal County Bank Balance

Ending Bank Balance as of: 5/31/2020 Balance from YTD Column \$ 788,593.94 (F)

Less: Outstanding Warrants
 Plus: Deposits in Transit

Check #

-
-
-
\$ 788,593.94

Prepared by: *[Signature]* 6/1/20

Balance per B/S \$ 788,593.94 (G)

Reviewed by: *[Signature]* 6/2/2020

Difference \$



Pinal County Treasurer

Monthly Statement

Date Range: 5/1/2020 to 5/31/2020

Account	Period	YTD	
6116421409	Super Fire & Med Debt Refunding Prin Series 2018		
Begin Balance:	(A) 760,962.79	239,897.27	
Income:	27,632.28	548,701.40	
LOC Advance:	.00	.00	
Expense:	(1.13)	(4.73)	LOC: .00
LOC Payments:	(F) .00	.00	Warrants Outstanding: .00
Cash Balance:	788,593.94	788,593.94	End: 788,593.94

Monthly Statement Summary

Source Code	Description	MTDAmount	YTDAmount
6116421409	Super Fire & Med Debt Refunding Prin Series 2018	Beginning Balance: 760,962.79	239,897.27
11100.2018	2018 Real Estate Taxes	.00	8,388.90
11100.2019	2019 Real Estate Taxes	17,403.16	477,732.67
12100.2018	2018 Personal Property Taxes	303.20	1,452.33
12100.2019	2019 Personal Property Taxes	1,482.34	37,335.78
14100.0	Salt River Contribution	7,305.95	14,611.90
18200.2007	2007 Taxes Transferred	.00	5.33
18200.2008	2008 Taxes Transferred	.00	3.68
18200.2009	2009 Taxes Transferred	.56	4.24
18200.2010	2010 Taxes Transferred	.86	9.09
18200.2011	2011 Taxes Transferred	1.99	14.65
18200.2012	2012 Taxes Transferred	.00	17.35
18200.2013	2013 Taxes Transferred	.00	24.65
18200.2014	2014 Taxes Transferred	8.34	49.41
18200.2015	2015 Taxes Transferred	19.12	74.45
18200.2016	2016 Taxes Transferred	183.71	343.07
18200.2017	2017 Taxes Transferred	87.05	274.02
21100.40	Wells Fargo Bank Investment Interest	.00	68.91
21100.41	Wells Fargo Repo Investment Interest	.00	852.77
21100.43	Wells Fargo Trust Investment Interest	.12	48.87
21100.46	Wells Fargo Investment Investment Interest	128.46	1,473.46
21100.47	WF Money Market Investment Interest	17.23	177.66
21100.48	WF Brokerage Account Investment Interest	92.79	348.12
21100.55	Multi-Bank Securities Investment Interest	33.18	652.94
21100.70	Vining Sparks Investment Interest	379.16	3,640.00
21100.80	Stifel Nicolaus & Company Investment Interest	185.06	1,112.22
73750.0	Revenue Transfer	.00	(15.07)
90400.0	Refund Interest	(1.13)	(4.73)
Ending Balance:		788,593.94	788,593.94

Handwritten notes: (A) next to Begin Balance; (B) next to Wells Fargo Investment Interest; (C) next to Taxes Transferred; (D) next to Salt River Contribution; (E) next to Refund Interest. A bracket groups the Taxes Transferred rows with a handwritten note: \$19,490.33.

Monthly Statement Detail

Date	Notes	Doc #	Amount	C/D
6116421409 Super Fire & Med Debt Refunding Prin Series 2018			Beginning Balance: 760,962.79	
J0.2019 2019 Real Estate Taxes			Source Code Total: 17,403.16	
05/01	Tax Distribution	0	137.32	C
05/01	Tax Distribution	0	54.23	C
05/01	Tax Distribution	0	830.82	C
05/01	Tax Distribution	0	436.00	C
05/01	Tax Distribution	0	37.38	C
05/04	Tax Distribution	0	524.51	C



Pinal County Treasurer

Monthly Statement

Date Range: 5/1/2020 to 5/31/2020

05/04	Tax Distribution	0	773.03	C
05/04	Tax Distribution	0	482.48	C
05/05	Tax Distribution	0	100.00	C
05/05	Tax Distribution	0	3,529.67	C
05/05	Tax Distribution	0	1,592.09	C
05/05	Tax Distribution	0	709.81	C
05/05	Tax Distribution	0	952.14	C
05/06	Tax Distribution	0	168.32	C
05/06	Tax Distribution	0	214.75	C
05/06	Tax Distribution	0	414.94	C
05/07	Tax Distribution	0	327.61	C
05/07	Tax Distribution	0	824.76	C
05/07	Tax Distribution	0	82.78	C
05/07	Tax Distribution	0	799.32	C
05/08	Tax Distribution	0	62.97	C
05/08	Tax Distribution	0	.05	C
05/11	Tax Distribution	0	78.70	C
05/11	Tax Distribution	0	290.62	C
05/12	Tax Distribution	0	18.29	C
05/12	Tax Distribution	0	105.17	C
05/12	Tax Distribution	0	391.64	C
05/12	Tax Distribution	0	6.07	C
05/13	Tax Distribution	0	16.22	C
05/13	Tax Distribution	0	134.63	C
05/13	Tax Distribution	0	(.35)	C
05/14	Tax Distribution	0	2.10	C
05/14	Tax Distribution	0	5.89	C
05/14	Tax Distribution	0	139.95	C
05/14	Tax Distribution	0	37.90	C
05/15	Tax Distribution	0	(6.79)	C
05/15	Tax Distribution	0	181.49	C
05/15	Tax Distribution	0	.12	C
05/15	Tax Distribution	0	17.25	C
05/18	Tax Distribution	0	53.86	C
05/18	Tax Distribution	0	3.24	C
05/18	Tax Distribution	0	40.10	C
05/19	Tax Distribution	0	175.82	C
05/19	Tax Distribution	0	255.61	C
05/19	Tax Distribution	0	49.47	C
05/19	Tax Distribution	0	244.79	C
05/20	Tax Distribution	0	86.28	C
05/20	Tax Distribution	0	68.35	C
05/20	Tax Distribution	0	18.25	C
05/20	Tax Distribution	0	31.45	C
05/20	Tax Distribution	0	378.94	C
05/21	Tax Distribution	0	91.98	C
05/21	Tax Distribution	0	189.48	C
05/21	Tax Distribution	0	22.73	C
05/21	Tax Distribution	0	41.49	C
05/22	Tax Distribution	0	138.83	C
05/22	Tax Distribution	0	177.55	C
05/22	Tax Distribution	0	73.53	C
05/26	Tax Distribution	0	42.28	C
05/26	Tax Distribution	0	181.22	C
05/26	Tax Distribution	0	4.23	C
05/27	Tax Distribution	0	72.94	C
05/27	Tax Distribution	0	44.86	C



Pinal County Treasurer

Monthly Statement

Date Range: 5/1/2020 to 5/31/2020

05/27	Tax Distribution	0	38.31	C
05/27	Tax Distribution	0	.43	C
05/27	Tax Distribution	0	15.29	C
05/27	Tax Distribution	0	140.79	C
05/28	Tax Distribution	0	19.32	C
05/28	Tax Distribution	0	32.35	C
05/28	Tax Distribution	0	39.24	C
05/28	Tax Distribution	0	7.65	C
05/29	Tax Distribution	0	26.14	C
05/29	Tax Distribution	0	13.77	C
05/29	Tax Distribution	0	108.71	C
12100.2018 2018 Personal Property Taxes			Source Code Total: 303.20	
05/01	Tax Distribution	0	4.17	C
05/04	Tax Distribution	0	5.94	C
05/04	Tax Distribution	0	2.05	C
05/06	Tax Distribution	0	1.44	C
05/07	Tax Distribution	0	2.03	C
05/07	Tax Distribution	0	1.73	C
05/08	Tax Distribution	0	.60	C
05/11	Tax Distribution	0	3.56	C
05/12	Tax Distribution	0	.07	C
05/13	Tax Distribution	0	12.28	C
05/15	Tax Distribution	0	8.11	C
05/18	Tax Distribution	0	4.62	C
05/19	Tax Distribution	0	2.71	C
05/19	Tax Distribution	0	.11	C
05/19	Tax Distribution	0	.83	C
05/19	Tax Distribution	0	22.84	C
05/20	Tax Distribution	0	4.28	C
05/20	Tax Distribution	0	5.75	C
05/21	Tax Distribution	0	166.40	C
05/22	Tax Distribution	0	44.37	C
05/26	Tax Distribution	0	1.62	C
05/27	Tax Distribution	0	.72	C
05/27	Tax Distribution	0	2.50	C
05/27	Tax Distribution	0	1.73	C
05/28	Tax Distribution	0	.55	C
05/29	Tax Distribution	0	2.19	C
12100.2019 2019 Personal Property Taxes			Source Code Total: 1,482.34	
05/01	Tax Distribution	0	39.71	C
05/01	Tax Distribution	0	9.06	C
05/01	Tax Distribution	0	9.23	C
05/04	Tax Distribution	0	60.90	C
05/04	Tax Distribution	0	34.30	C
05/04	Tax Distribution	0	7.40	C
05/05	Tax Distribution	0	7.21	C
05/05	Tax Distribution	0	135.28	C
05/05	Tax Distribution	0	137.59	C
05/05	Tax Distribution	0	34.11	C
05/06	Tax Distribution	0	3.46	C
05/06	Tax Distribution	0	11.99	C
05/06	Tax Distribution	0	62.06	C
05/07	Tax Distribution	0	17.76	C
05/07	Tax Distribution	0	20.65	C
05/07	Tax Distribution	0	25.69	C
05/08	Tax Distribution	0	1.90	C
05/08	Tax Distribution	0	.17	C



Pinal County Treasurer

Monthly Statement

Date Range: 5/1/2020 to 5/31/2020

05/11	Tax Distribution	0	8.03	C
05/11	Tax Distribution	0	1.27	C
05/12	Tax Distribution	0	2.46	C
05/12	Tax Distribution	0	9.31	C
05/12	Tax Distribution	0	13.09	C
05/12	Tax Distribution	0	.54	C
05/13	Tax Distribution	0	25.29	C
05/14	Tax Distribution	0	1.31	C
05/14	Tax Distribution	0	(3.47)	C
05/15	Tax Distribution	0	25.57	C
05/15	Tax Distribution	0	.09	C
05/15	Tax Distribution	0	9.79	C
05/18	Tax Distribution	0	1.90	C
05/18	Tax Distribution	0	41.69	C
05/19	Tax Distribution	0	70.56	C
05/19	Tax Distribution	0	20.48	C
05/19	Tax Distribution	0	13.72	C
05/19	Tax Distribution	0	46.91	C
05/20	Tax Distribution	0	8.21	C
05/20	Tax Distribution	0	3.65	C
05/20	Tax Distribution	0	3.36	C
05/20	Tax Distribution	0	28.02	C
05/21	Tax Distribution	0	58.94	C
05/21	Tax Distribution	0	53.41	C
05/21	Tax Distribution	0	9.22	C
05/21	Tax Distribution	0	10.71	C
05/22	Tax Distribution	0	17.25	C
05/22	Tax Distribution	0	11.63	C
05/22	Tax Distribution	0	.72	C
05/26	Tax Distribution	0	7.90	C
05/26	Tax Distribution	0	9.61	C
05/26	Tax Distribution	0	12.79	C
05/27	Tax Distribution	0	1.19	C
05/27	Tax Distribution	0	7.36	C
05/27	Tax Distribution	0	16.77	C
05/27	Tax Distribution	0	8.64	C
05/27	Tax Distribution	0	33.84	C
05/28	Tax Distribution	0	112.04	C
05/28	Tax Distribution	0	5.54	C
05/28	Tax Distribution	0	6.40	C
05/29	Tax Distribution	0	1.24	C
05/29	Tax Distribution	0	25.07	C
05/29	Tax Distribution	0	121.82	C
14100.0	Salt River Contribution			Source Code Total: 7,305.95
05/01	Salt River Project In Lieu	0	7,305.95	C
18200.2009	2009 Taxes Transferred			Source Code Total: .56
05/19	MATURED DEBT SVC FR 6-11642-1407	0	.56	C
18200.2010	2010 Taxes Transferred			Source Code Total: .86
05/19	MATURED DEBT SVC FR 6-11642-1407	0	.86	C
18200.2011	2011 Taxes Transferred			Source Code Total: 1.99
05/04	MATURED DEBT SVC FR 6-11642-1407	0	.99	C
05/06	MATURED DEBT SVC FR 6-11642-1407	0	.09	C
05/19	MATURED DEBT SVC FR 6-11642-1407	0	.91	C
18200.2014	2014 Taxes Transferred			Source Code Total: 8.34
05/05	MATURED DEBT SVC FR 6-11642-1407	0	.82	C
05/13	MATURED DEBT SVC FR 6-11642-1407	0	2.20	C
05/19	MATURED DEBT SVC FR 6-11642-1407	0	.62	C



Pinal County Treasurer

Monthly Statement

Date Range: 5/1/2020 to 5/31/2020

05/20	MATURED DEBT SVC FR 6-11642-1407	0	1.85	C
05/21	MATURED DEBT SVC FR 6-11642-1407	0	.21	C
05/27	MATURED DEBT SVC FR 6-11642-1407	0	.91	C
05/27	MATURED DEBT SVC FR 6-11642-1407	0	.51	C
05/29	MATURED DEBT SVC FR 6-11642-1407	0	1.22	C
18200.2015 2015 Taxes Transferred			Source Code Total:	19.12
05/04	MATURED DEBT SVC FR 6-11642-1407	0	1.57	C
05/05	MATURED DEBT SVC FR 6-11642-1407	0	.86	C
05/08	MATURED DEBT SVC FR 6-11642-1407	0	.47	C
05/11	MATURED DEBT SVC FR 6-11642-1407	0	.30	C
05/13	MATURED DEBT SVC FR 6-11642-1407	0	9.83	C
05/19	MATURED DEBT SVC FR 6-11642-1407	0	.66	C
05/20	MATURED DEBT SVC FR 6-11642-1407	0	1.54	C
05/20	MATURED DEBT SVC FR 6-11642-1407	0	.62	C
05/27	MATURED DEBT SVC FR 6-11642-1407	0	.96	C
05/27	MATURED DEBT SVC FR 6-11642-1407	0	1.03	C
05/29	MATURED DEBT SVC FR 6-11642-1407	0	1.28	C
18200.2016 2016 Taxes Transferred			Source Code Total:	183.71
05/05	MATURED DEBT SVC FR 6-11642-1407	0	.38	C
05/07	MATURED DEBT SVC FR 6-11642-1407	0	.74	C
05/08	MATURED DEBT SVC FR 6-11642-1407	0	.49	C
05/13	MATURED DEBT SVC FR 6-11642-1407	0	10.06	C
05/18	MATURED DEBT SVC FR 6-11642-1407	0	1.60	C
05/19	MATURED DEBT SVC FR 6-11642-1407	0	.69	C
05/19	MATURED DEBT SVC FR 6-11642-1407	0	77.11	C
05/20	MATURED DEBT SVC FR 6-11642-1407	0	.65	C
05/21	MATURED DEBT SVC FR 6-11642-1407	0	87.80	C
05/27	MATURED DEBT SVC FR 6-11642-1407	0	1.00	C
05/27	MATURED DEBT SVC FR 6-11642-1407	0	1.07	C
05/29	MATURED DEBT SVC FR 6-11642-1407	0	2.12	C
18200.2017 2017 Taxes Transferred			Source Code Total:	87.05
05/01	MATURED DEBT SVC FR 6-11642-1407	0	.55	C
05/01	MATURED DEBT SVC FR 6-11642-1407	0	3.65	C
05/05	MATURED DEBT SVC FR 6-11642-1407	0	.28	C
05/05	MATURED DEBT SVC FR 6-11642-1407	0	.18	C
05/06	MATURED DEBT SVC FR 6-11642-1407	0	1.39	C
05/07	MATURED DEBT SVC FR 6-11642-1407	0	1.24	C
05/08	MATURED DEBT SVC FR 6-11642-1407	0	.52	C
05/11	MATURED DEBT SVC FR 6-11642-1407	0	.39	C
05/13	MATURED DEBT SVC FR 6-11642-1407	0	10.62	C
05/18	MATURED DEBT SVC FR 6-11642-1407	0	3.69	C
05/19	MATURED DEBT SVC FR 6-11642-1407	0	1.14	C
05/19	MATURED DEBT SVC FR 6-11642-1407	0	.72	C
05/19	MATURED DEBT SVC FR 6-11642-1407	0	52.77	C
05/20	MATURED DEBT SVC FR 6-11642-1407	0	3.77	C
05/20	MATURED DEBT SVC FR 6-11642-1407	0	.08	C
05/22	MATURED DEBT SVC FR 6-11642-1407	0	.70	C
05/27	MATURED DEBT SVC FR 6-11642-1407	0	.63	C
05/27	MATURED DEBT SVC FR 6-11642-1407	0	1.05	C
05/27	MATURED DEBT SVC FR 6-11642-1407	0	1.12	C
05/29	MATURED DEBT SVC FR 6-11642-1407	0	2.56	C
21100.43 Wells Fargo Trust Investment Interest			Source Code Total:	.12
05/04	Investment Interest	0	.12	C
21100.46 Wells Fargo Investment Investment Interest			Source Code Total:	128.46
05/04	Investment Interest	0	59.35	C
05/26	Investment Interest	0	10.35	C
05/26	Investment Interest	0	31.56	C



Pinal County Treasurer

Monthly Statement

Date Range: 5/1/2020 to 5/31/2020

05/26	Investment Interest	0	27.20	C
21100.47 WF Money Market Investment Interest			Source Code Total: 17.23	
05/01	Investment Interest	0	17.23	C
21100.48 WF Brokerage Account Investment Interest			Source Code Total: 92.79	
05/14	Investment Interest	0	31.88	C
05/19	Investment Interest	0	60.91	C
21100.55 Multi-Bank Securities Investment Interest			Source Code Total: 33.18	
05/26	Investment Interest	0	33.18	C
21100.70 Vining Sparks Investment Interest			Source Code Total: 379.16	
05/08	Investment Interest	0	55.64	C
05/20	Investment Interest	0	57.63	C
05/26	Investment Interest	0	57.23	C
05/26	Investment Interest	0	46.53	C
05/26	Investment Interest	0	84.18	C
05/27	Investment Interest	0	77.95	C
21100.80 Stifel Nicolaus & Company Investment Interest			Source Code Total: 185.06	
05/04	Investment Interest	0	58.59	C
05/21	Investment Interest	0	62.92	C
05/27	Investment Interest	0	63.55	C
90400.0 Refund Interest			Source Code Total: (1.13)	
05/06	164425 101-14-007G5 2019 Adjustment/Corr Refund	164425	(.58)	D
05/06	164425 101-14-007G5 2019 Adjustment/Corr Refund	164425	(.02)	D
05/14	164622 B99-93-55402 2019 Adjustment/Corr Refund	164622	(.53)	D
6116421409 Super Fire & Med Debt Refunding Prin Series 2018			Ending Balance: 788,593.94	

6/1/20
2:56:28 PM

Superstition Fire & Medical District

Balance Sheet

As of 5/31/2020

FUND: (500) Debt Retirement Principal Fund

Assets

Current Assets

Fund Cash - Debt Retirement Principal

\$788,593.94

Total Current Assets

\$788,593.94

(G)

Total Assets

\$788,593.94

Liabilities and Equity

Equity

Fund Balance - Debt Retirement Principal

\$239,897.27

Current Year Profit/Loss

548,696.67

Total Equity

788,593.94

Total Liabilities and Equity

\$788,593.94

Superstition Fire & Medical District Monthly Pinal County Treasurer's Bank Account Reconciliation

600 Debt Interest Fund

Reconciliation References:

- A Previous month's bank ending balance / current month's bank beginning balance
 - B Interest Income
 - C Current month's property tax receipts (real and personal)
 - D Current month's SRP Contributions
 - E Current month's refunded interest
 - F Current month's bank ending balance
 - G Cash Balance per G/L Balance Sheet
- *consolidated account ending 1408 (original bond account) into 1410 (refinanced bond account)



**Superstition Fire & Medical District
Debt Retirement Interest (Fund 600) Cash Reconciliation
Fiscal Year 2019 - 2020
5/31/2020**

	Deposits (Cash Receipts)	Cash Disbursements	Treasurer's Balance	Book Balance
Book Balance as of: 5/1/2020				\$130,567.35 (A)
<u>Activity During the Month</u>				
Journal Entries:				
Interest Income (Expense):	138.28			138.28 (B)
Cash Receipts				
2007 Real Estate Taxes				-
2008 Real Estate Taxes				-
2009 Real Estate Taxes				-
2010 Real Estate Taxes				-
2011 Real Estate Taxes				-
2012 Real Estate Taxes				-
2013 Real Estate Taxes				-
2014 Real Estate Taxes				-
2015 Real Estate Taxes				-
2016 Real Estate Taxes				-
2017 Real Estate Taxes				-
2018 Real Estate Taxes				-
2019 Real Estate Taxes	5,363.59			5,363.59 (C)
2007 Pers. Prop. Taxes				-
2008 Pers. Prop. Taxes				-
2009 Pers. Prop. Taxes	0.72			0.72
2010 Pers. Prop. Taxes	1.03			1.03
2011 Pers. Prop. Taxes	2.40			2.40
2012 Pers. Prop. Taxes				-
2013 Pers. Prop. Taxes				-
2014 Pers. Prop. Taxes	7.14			7.14
2015 Pers. Prop. Taxes	14.63			14.63
2016 Pers. Prop. Taxes	126.51			126.51
2017 Pers. Prop. Taxes	53.14			53.14
2018 Pers. Prop. Taxes	42.30			42.30
2019 Pers. Prop. Taxes	456.82			456.82
SRP Contributions	2,251.74			2,251.74 (D)
Deposits				-
Revenue Transfer				-
Cash Disbursements				
A) Accounts Payable				-
B) Transfer In / Out				-
C) Refund Interest		(0.35)		(0.35) (E)
	\$8,458.30	(0.35)		\$139,025.30
<u>Pinal County Bank Balance</u>				
Ending Bank Balance as of: 5/31/2020				\$ 139,025.30 (F)
Less: Outstanding Warrants				-
Plus: Deposits in Transit				-
				\$ 139,025.30
Prepared by: <i>[Signature]</i> 6/1/20				
Reviewed by: <i>[Signature]</i> 6/2/20				
				Balance per B/S \$ 139,025.30 (G)
				Difference \$



Pinal County Treasurer

Monthly Statement

Date Range: 5/1/2020 to 5/31/2020


Account	Period	YTD		
6116421410	Super Fire & Med Debt Refunding Int Series 2018			
Begin Balance:	(H) 130,567.35	41,798.03		
Income:	8,458.30	166,658.92		
LOC Advance:	.00	.00		
Expense:	(.35)	(69,431.65)	LOC:	.00
LOC Payments:	(F) .00	.00	Warrants Outstanding:	.00
Cash Balance:	139,025.30	139,025.30	End:	139,025.30

Monthly Statement Summary

Source Code	Description	MTDAmount	YTDAmount
6116421410	Super Fire & Med Debt Refunding Int Series 2018	Beginning Balance:	130,567.35
			41,798.03
11100.2018	2018 Real Estate Taxes	.00	1,170.00
11100.2019	2019 Real Estate Taxes	5,363.59	147,240.05
12100.2018	2018 Personal Property Taxes	42.30	202.44
12100.2019	2019 Personal Property Taxes	456.82	11,507.23
14100.0	Salt River Contribution	2,251.74	4,503.48
18200.2007	2007 Taxes Transferred	.00	5.30
18200.2008	2008 Taxes Transferred	.00	5.15
18200.2009	2009 Taxes Transferred	.72	5.49
18200.2010	2010 Taxes Transferred	1.03	10.93
18200.2011	2011 Taxes Transferred	2.40	17.59
18200.2012	2012 Taxes Transferred	.00	16.37
18200.2013	2013 Taxes Transferred	.00	22.95
18200.2014	2014 Taxes Transferred	7.14	42.29
18200.2015	2015 Taxes Transferred	14.63	56.90
18200.2016	2016 Taxes Transferred	126.51	236.27
18200.2017	2017 Taxes Transferred	53.14	167.27
21100.40	Wells Fargo Bank Investment Interest	.00	13.51
21100.41	Wells Fargo Repo Investment Interest	.00	157.47
21100.43	Wells Fargo Trust Investment Interest	.02	8.53
21100.46	Wells Fargo Investment Investment Interest	21.18	258.84
21100.47	WF Money Market Investment Interest	2.68	25.22
21100.48	WF Brokerage Account Investment Interest	14.48	55.48
21100.55	Multi-Bank Securities Investment Interest	5.23	106.83
21100.70	Vining Sparks Investment Interest	63.47	635.97
21100.80	Stifel Nicolaus & Company Investment Interest	31.22	196.55
73750.0	Revenue Transfer	.00	(9.19)
90400.0	Refund Interest	(.35)	(1.14)
90810.0	Coupons Paid	.00	(69,430.51)
	Ending Balance:	139,025.30	139,025.30

Monthly Statement Detail

Date	Notes	Doc #	Amount	C/D
6116421410	Super Fire & Med Debt Refunding Int Series 2018		Beginning Balance: 130,567.35	
11100.2019	2019 Real Estate Taxes		Source Code Total: 5,363.59	
05/01	Tax Distribution	0	42.32	C
05/01	Tax Distribution	0	16.71	C
05/01	Tax Distribution	0	256.03	C
05/01	Tax Distribution	0	134.37	C
05/01	Tax Distribution	0	11.52	C



Pinal County Treasurer

Monthly Statement

Date Range: 5/1/2020 to 5/31/2020

05/04	Tax Distribution	0	161.63	C
05/04	Tax Distribution	0	238.23	C
05/04	Tax Distribution	0	148.73	C
05/05	Tax Distribution	0	30.81	C
05/05	Tax Distribution	0	1,087.95	C
05/05	Tax Distribution	0	490.67	C
05/05	Tax Distribution	0	218.79	C
05/05	Tax Distribution	0	293.44	C
05/06	Tax Distribution	0	51.86	C
05/06	Tax Distribution	0	66.17	C
05/06	Tax Distribution	0	127.84	C
05/07	Tax Distribution	0	100.97	C
05/07	Tax Distribution	0	254.20	C
05/07	Tax Distribution	0	25.51	C
05/07	Tax Distribution	0	246.37	C
05/08	Tax Distribution	0	19.39	C
05/08	Tax Distribution	0	.01	C
05/11	Tax Distribution	0	24.25	C
05/11	Tax Distribution	0	89.56	C
05/12	Tax Distribution	0	5.64	C
05/12	Tax Distribution	0	32.41	C
05/12	Tax Distribution	0	120.72	C
05/12	Tax Distribution	0	1.87	C
05/13	Tax Distribution	0	5.00	C
05/13	Tax Distribution	0	41.50	C
05/13	Tax Distribution	0	(.11)	C
05/14	Tax Distribution	0	.65	C
05/14	Tax Distribution	0	1.82	C
05/14	Tax Distribution	0	43.15	C
05/14	Tax Distribution	0	11.67	C
05/15	Tax Distribution	0	(2.09)	C
05/15	Tax Distribution	0	55.95	C
05/15	Tax Distribution	0	.03	C
05/15	Tax Distribution	0	5.32	C
05/18	Tax Distribution	0	12.36	C
05/18	Tax Distribution	0	16.60	C
05/18	Tax Distribution	0	1.00	C
05/19	Tax Distribution	0	54.18	C
05/19	Tax Distribution	0	78.78	C
05/19	Tax Distribution	0	15.23	C
05/19	Tax Distribution	0	75.44	C
05/20	Tax Distribution	0	26.59	C
05/20	Tax Distribution	0	21.07	C
05/20	Tax Distribution	0	5.63	C
05/20	Tax Distribution	0	9.70	C
05/20	Tax Distribution	0	116.76	C
05/21	Tax Distribution	0	28.35	C
05/21	Tax Distribution	0	58.38	C
05/21	Tax Distribution	0	7.01	C
05/21	Tax Distribution	0	12.78	C
05/22	Tax Distribution	0	42.79	C
05/22	Tax Distribution	0	54.73	C
05/22	Tax Distribution	0	22.64	C
05/26	Tax Distribution	0	13.03	C
05/26	Tax Distribution	0	55.86	C
05/26	Tax Distribution	0	1.31	C
05/27	Tax Distribution	0	22.47	C




Pinal County Treasurer

Monthly Statement

Date Range: 5/1/2020 to 5/31/2020

05/27	Tax Distribution	0	13.83	C
05/27	Tax Distribution	0	11.80	C
05/27	Tax Distribution	0	.14	C
05/27	Tax Distribution	0	4.71	C
05/27	Tax Distribution	0	43.39	C
05/28	Tax Distribution	0	5.95	C
05/28	Tax Distribution	0	9.97	C
05/28	Tax Distribution	0	12.09	C
05/28	Tax Distribution	0	2.35	C
05/29	Tax Distribution	0	8.06	C
05/29	Tax Distribution	0	4.25	C
05/29	Tax Distribution	0	33.50	C
12100.2018 2018 Personal Property Taxes			Source Code Total: 42.30	
05/01	Tax Distribution	0	.58	C
05/04	Tax Distribution	0	.83	C
05/04	Tax Distribution	0	.29	C
05/06	Tax Distribution	0	.20	C
05/07	Tax Distribution	0	.28	C
05/07	Tax Distribution	0	.24	C
05/08	Tax Distribution	0	.08	C
05/11	Tax Distribution	0	.50	C
05/12	Tax Distribution	0	.01	C
05/13	Tax Distribution	0	1.71	C
05/15	Tax Distribution	0	1.13	C
05/18	Tax Distribution	0	.65	C
05/19	Tax Distribution	0	.38	C
05/19	Tax Distribution	0	.02	C
05/19	Tax Distribution	0	.12	C
05/19	Tax Distribution	0	3.19	C
05/20	Tax Distribution	0	.60	C
05/20	Tax Distribution	0	.80	C
05/21	Tax Distribution	0	23.21	C
05/22	Tax Distribution	0	6.18	C
05/26	Tax Distribution	0	.22	C
05/27	Tax Distribution	0	.10	C
05/27	Tax Distribution	0	.35	C
05/27	Tax Distribution	0	.24	C
05/28	Tax Distribution	0	.08	C
05/29	Tax Distribution	0	.31	C
12100.2019 2019 Personal Property Taxes			Source Code Total: 456.82	
05/01	Tax Distribution	0	12.24	C
05/01	Tax Distribution	0	2.79	C
05/01	Tax Distribution	0	2.84	C
05/04	Tax Distribution	0	18.76	C
05/04	Tax Distribution	0	10.58	C
05/04	Tax Distribution	0	2.28	C
05/05	Tax Distribution	0	2.21	C
05/05	Tax Distribution	0	41.68	C
05/05	Tax Distribution	0	42.43	C
05/05	Tax Distribution	0	10.51	C
05/06	Tax Distribution	0	1.07	C
05/06	Tax Distribution	0	3.69	C
05/06	Tax Distribution	0	19.13	C
05/07	Tax Distribution	0	7.92	C
05/07	Tax Distribution	0	5.48	C
05/07	Tax Distribution	0	6.36	C
05/08	Tax Distribution	0	.59	C



Pinal County Treasurer

Monthly Statement

Date Range: 5/1/2020 to 5/31/2020

05/08	Tax Distribution	0	.04	C
05/11	Tax Distribution	0	2.47	C
05/11	Tax Distribution	0	.39	C
05/12	Tax Distribution	0	.76	C
05/12	Tax Distribution	0	2.87	C
05/12	Tax Distribution	0	4.04	C
05/12	Tax Distribution	0	.17	C
05/13	Tax Distribution	0	7.78	C
05/14	Tax Distribution	0	.40	C
05/14	Tax Distribution	0	(1.06)	C
05/15	Tax Distribution	0	7.88	C
05/15	Tax Distribution	0	.03	C
05/15	Tax Distribution	0	3.02	C
05/18	Tax Distribution	0	.59	C
05/18	Tax Distribution	0	12.84	C
05/19	Tax Distribution	0	21.77	C
05/19	Tax Distribution	0	6.30	C
05/19	Tax Distribution	0	4.22	C
05/19	Tax Distribution	0	14.46	C
05/20	Tax Distribution	0	2.52	C
05/20	Tax Distribution	0	1.13	C
05/20	Tax Distribution	0	1.04	C
05/20	Tax Distribution	0	8.62	C
05/21	Tax Distribution	0	18.16	C
05/21	Tax Distribution	0	16.47	C
05/21	Tax Distribution	0	2.85	C
05/21	Tax Distribution	0	3.29	C
05/22	Tax Distribution	0	5.31	C
05/22	Tax Distribution	0	3.60	C
05/22	Tax Distribution	0	.21	C
05/26	Tax Distribution	0	2.44	C
05/26	Tax Distribution	0	2.95	C
05/26	Tax Distribution	0	3.96	C
05/27	Tax Distribution	0	.37	C
05/27	Tax Distribution	0	2.27	C
05/27	Tax Distribution	0	5.16	C
05/27	Tax Distribution	0	2.66	C
05/27	Tax Distribution	0	10.42	C
05/28	Tax Distribution	0	34.53	C
05/28	Tax Distribution	0	1.71	C
05/28	Tax Distribution	0	1.98	C
05/29	Tax Distribution	0	.38	C
05/29	Tax Distribution	0	7.72	C
05/29	Tax Distribution	0	37.54	C
14100.0	Salt River Contribution			Source Code Total: 2,251.74
05/01	Salt River Project In Lieu	0	2,251.74	C
18200.2009	2009 Taxes Transferred			Source Code Total: .72
05/19	MATURED DEBT SVC FR 6-11642-1408	0	.72	C
18200.2010	2010 Taxes Transferred			Source Code Total: 1.03
05/19	MATURED DEBT SVC FR 6-11642-1408	0	1.03	C
18200.2011	2011 Taxes Transferred			Source Code Total: 2.40
05/04	MATURED DEBT SVC FR 6-11642-1408	0	1.19	C
05/06	MATURED DEBT SVC FR 6-11642-1408	0	.11	C
05/19	MATURED DEBT SVC FR 6-11642-1408	0	1.10	C
18200.2014	2014 Taxes Transferred			Source Code Total: 7.14
05/05	MATURED DEBT SVC FR 6-11642-1408	0	.70	C
05/13	MATURED DEBT SVC FR 6-11642-1408	0	1.89	C



Pinal County Treasurer

Monthly Statement

Date Range: 5/1/2020 to 5/31/2020

05/19	MATURED DEBT SVC FR 6-11642-1408	0	.53	C
05/20	MATURED DEBT SVC FR 6-11642-1408	0	1.59	C
05/21	MATURED DEBT SVC FR 6-11642-1408	0	.18	C
05/27	MATURED DEBT SVC FR 6-11642-1408	0	.78	C
05/27	MATURED DEBT SVC FR 6-11642-1408	0	.43	C
05/29	MATURED DEBT SVC FR 6-11642-1408	0	1.04	C
18200.2015 2015 Taxes Transferred			Source Code Total: 14.63	
05/04	MATURED DEBT SVC FR 6-11642-1408	0	1.20	C
05/05	MATURED DEBT SVC FR 6-11642-1408	0	.66	C
05/08	MATURED DEBT SVC FR 6-11642-1408	0	.36	C
05/11	MATURED DEBT SVC FR 6-11642-1408	0	.23	C
05/13	MATURED DEBT SVC FR 6-11642-1408	0	7.52	C
05/19	MATURED DEBT SVC FR 6-11642-1408	0	.50	C
05/20	MATURED DEBT SVC FR 6-11642-1408	0	1.18	C
05/20	MATURED DEBT SVC FR 6-11642-1408	0	.48	C
05/27	MATURED DEBT SVC FR 6-11642-1408	0	.73	C
05/27	MATURED DEBT SVC FR 6-11642-1408	0	.79	C
05/29	MATURED DEBT SVC FR 6-11642-1408	0	.98	C
18200.2016 2016 Taxes Transferred			Source Code Total: 126.51	
05/05	MATURED DEBT SVC FR 6-11642-1408	0	.26	C
05/07	MATURED DEBT SVC FR 6-11642-1408	0	.51	C
05/08	MATURED DEBT SVC FR 6-11642-1408	0	.34	C
05/13	MATURED DEBT SVC FR 6-11642-1408	0	6.93	C
05/18	MATURED DEBT SVC FR 6-11642-1408	0	1.10	C
05/19	MATURED DEBT SVC FR 6-11642-1408	0	.47	C
05/19	MATURED DEBT SVC FR 6-11642-1408	0	53.10	C
05/20	MATURED DEBT SVC FR 6-11642-1408	0	.45	C
05/21	MATURED DEBT SVC FR 6-11642-1408	0	60.46	C
05/27	MATURED DEBT SVC FR 6-11642-1408	0	.69	C
05/27	MATURED DEBT SVC FR 6-11642-1408	0	.74	C
05/29	MATURED DEBT SVC FR 6-11642-1408	0	1.46	C
18200.2017 2017 Taxes Transferred			Source Code Total: 53.14	
05/01	MATURED DEBT SVC FR 6-11642-1408	0	.34	C
05/01	MATURED DEBT SVC FR 6-11642-1408	0	2.23	C
05/05	MATURED DEBT SVC FR 6-11642-1408	0	.17	C
05/05	MATURED DEBT SVC FR 6-11642-1408	0	.11	C
05/06	MATURED DEBT SVC FR 6-11642-1408	0	.85	C
05/07	MATURED DEBT SVC FR 6-11642-1408	0	.76	C
05/08	MATURED DEBT SVC FR 6-11642-1408	0	.32	C
05/11	MATURED DEBT SVC FR 6-11642-1408	0	.24	C
05/13	MATURED DEBT SVC FR 6-11642-1408	0	6.48	C
05/18	MATURED DEBT SVC FR 6-11642-1408	0	2.25	C
05/19	MATURED DEBT SVC FR 6-11642-1408	0	.70	C
05/19	MATURED DEBT SVC FR 6-11642-1408	0	.44	C
05/19	MATURED DEBT SVC FR 6-11642-1408	0	32.22	C
05/20	MATURED DEBT SVC FR 6-11642-1408	0	2.30	C
05/20	MATURED DEBT SVC FR 6-11642-1408	0	.05	C
05/22	MATURED DEBT SVC FR 6-11642-1408	0	.42	C
05/27	MATURED DEBT SVC FR 6-11642-1408	0	.38	C
05/27	MATURED DEBT SVC FR 6-11642-1408	0	.64	C
05/27	MATURED DEBT SVC FR 6-11642-1408	0	.68	C
05/29	MATURED DEBT SVC FR 6-11642-1408	0	1.56	C
21100.43 Wells Fargo Trust Investment Interest			Source Code Total: .02	
05/04	Investment Interest	0	.02	C
21100.46 Wells Fargo Investment Investment Interest			Source Code Total: 21.18	
05/04	Investment Interest	0	10.21	C
05/26	Investment Interest	0	4.97	C



Pinal County Treasurer

Monthly Statement

Date Range: 5/1/2020 to 5/31/2020

05/26	Investment Interest	0	4.28	C
05/26	Investment Interest	0	1.72	C
21100.47 WF Money Market Investment Interest			Source Code Total: 2.68	
05/01	Investment Interest	0	2.68	C
21100.48 WF Brokerage Account Investment Interest			Source Code Total: 14.48	
05/14	Investment Interest	0	5.04	C
05/19	Investment Interest	0	9.44	C
21100.55 Multi-Bank Securities Investment Interest			Source Code Total: 5.23	
05/26	Investment Interest	0	5.23	C
21100.70 Vining Sparks Investment Interest			Source Code Total: 63.47	
05/08	Investment Interest	0	9.56	C
05/20	Investment Interest	0	9.68	C
05/26	Investment Interest	0	9.49	C
05/26	Investment Interest	0	7.73	C
05/26	Investment Interest	0	14.07	C
05/27	Investment Interest	0	12.94	C
21100.80 Stifel Nicolaus & Company Investment Interest			Source Code Total: 31.22	
05/04	Investment Interest	0	10.12	C
05/21	Investment Interest	0	10.55	C
05/27	Investment Interest	0	10.55	C
90400.0 Refund Interest			Source Code Total: (.35)	
05/06	164425 101-14-007G5 2019 Adjustment/Corr Refund	164425	(.18)	D
05/06	164425 101-14-007G5 2019 Adjustment/Corr Refund	164425	(.01)	D
05/14	164622 B99-93-55402 2019 Adjustment/Corr Refund	164622	(.16)	D
6116421410 Super Fire & Med Debt Refunding Int Series 2018			Ending Balance: 139,025.30	

6/1/20
2:56:15 PM

Superstition Fire & Medical District

Balance Sheet

As of 5/31/2020

FUND: (600) Debt Retirement Interest Fund

Assets

Current Assets

Fund Cash - Debt Retirement Interest

\$139,025.30

Total Current Assets

\$139,025.30

(9)

Total Assets

\$139,025.30

Liabilities and Equity

Equity

Fund Balance - Debt Retirement Interest

\$41,798.03

Current Year Profit/Loss

97,227.27

Total Equity

139,025.30

Total Liabilities and Equity

\$139,025.30