



Superstition Fire & Medical District Balance Sheet - All Governmental Funds

For Fiscal: 2019-2020 Period Ending: 4/30/20

	100	150	200	400	500	600	Total
	General	Transport	Capital Projects	Special Revenue	Debt Principal	Debt Interest	
Current Assets							
10100 - FUND CASH	13,236,239.94	1,712,788.91	-	-	-	-	14,949,028.85
10150 - PAYROLL ACCOUNT	(9,516,949.20)	(1,355,496.30)	-	-	-	-	(10,872,445.50)
10200 - FUND CASH - CAPITAL PROJECTS	-	-	546,642.46	-	-	-	546,642.46
10400 - FUND CASH - SPECIAL REVENUE FUND	-	-	-	51,877.29	-	-	51,877.29
10500 - FUND CASH - DEBT RETIREMENT PRINCIPAL	-	-	-	-	760,962.79	-	760,962.79
10600 - FUND CASH - DEBT RETIREMENT INTEREST	-	-	-	-	-	130,567.35	130,567.35
11000 - PETTY CASH - ACCOUNTING	100.00	-	-	-	-	-	100.00
CASH SUBTOTAL	3,719,390.74	357,292.61	546,642.46	51,877.29	760,962.79	130,567.35	5,566,733.24
13000 - ACCOUNTS RECEIVABLE	-	-	-	-	-	-	-
13500 - PROPERTY TAXES RECEIVABLE	-	-	-	-	-	-	-
15000 - DUE FROM OTHER FUNDS	1,406,755.52	-	1,300,295.36	-	-	-	2,707,050.88
15500 - DEPOSIT	-	-	-	-	-	-	-
16000 - PREPAID ITEMS	-	-	-	-	-	-	-
Total Assets:	\$ 5,126,146.26	\$ 357,292.61	\$ 1,846,937.82	\$ 51,877.29	\$ 760,962.79	\$ 130,567.35	\$ 8,273,784.12
Current Liabilities							
21050 - ACCOUNTS PAYABLE	-	-	-	-	-	-	-
21250 - SALES TAX PAYABLE	100.31	252.00	100.35	169.51	-	-	622.17
21300 - FEDERAL INCOME WITHHOLDING	-	-	-	-	-	-	-
21400 - SOCIAL SECURITY WITHHOLDING	-	-	-	-	-	-	-
21450 - MEDICARE WITHHOLDING	-	-	-	-	-	-	-
21500 - STATE INCOME TAX WITHHOLDING	-	-	-	-	-	-	-
21660 - HEALTH SAVINGS ACCOUNT	-	-	-	-	-	-	-
21665 - HSA FEES (DUE 3RD PARTY)	-	-	-	-	-	-	-
21700 - PUBLIC SAFETY RETIREMENT	-	-	-	-	-	-	-
21725 - CIVILIAN EMPLOYEE RETIREMENT	-	-	-	-	-	-	-
21800 - PRE-TAX 457 PLAN	-	-	-	-	-	-	-
21925 - VOLUNTARY EMPLOYEE BENEFICIARY ASSOC	-	-	-	-	-	-	-
22200 - DISABILITY INS - VOLUNTARY LONG TERM	(3,251.18)	(511.42)	-	-	-	-	(3,762.60)
22300 - LIFE INS - VOLUNTARY SUPPLEMENTAL	(2,231.72)	(206.44)	-	-	-	-	(2,438.16)
24000 - AFLAC	0.04	-	-	-	-	-	0.04
25000 - DUE TO OTHER FUNDS	-	2,707,050.88	-	-	-	-	2,707,050.88
26000 - DEFERRED REVENUE	-	-	-	-	-	-	-
26550 - ACCRUED PAYROLL & RELATED BENEFITS	-	-	-	-	-	-	-
Total Liabilities:	(5,382.55)	2,706,585.02	100.35	169.51	-	-	2,701,472.33
Equity							
31000 - FUND BALANCE	2,948,224.26	(2,427,130.75)	2,013,838.92	48,437.86	239,897.27	41,798.03	2,865,065.59
Beginning Equity:	2,948,224.26	(2,427,130.75)	2,013,838.92	48,437.86	239,897.27	41,798.03	2,865,065.59
CURRENT YEAR PROFIT / LOSS	2,183,304.55	77,838.34	(167,001.45)	3,269.92	521,065.52	88,769.32	2,707,246.20
Total Current Liabilities and Equity:	\$ 5,126,146.26	\$ 357,292.61	\$ 1,846,937.82	\$ 51,877.29	\$ 760,962.79	\$ 130,567.35	\$ 8,273,784.12



Superstition Fire & Medical District Cash Flow - All Governmental Funds

April 30, 2020

Month	Status	Beginning			Variance	Ending
		Cash Balance	Revenues	Expenditures		Cash Balance
July	Actual	\$ 2,865,066	\$ 445,637	\$ 1,320,399	\$ (874,762)	\$ 1,990,303
August	Actual	\$ 1,990,303	\$ 448,778	\$ 1,396,057	\$ (947,280)	\$ 1,043,024
September	Actual	\$ 1,043,024	\$ 1,248,107	\$ 1,437,541	\$ (189,433)	\$ 853,590
October	Actual	\$ 853,590	\$ 6,192,259	\$ 1,454,719	\$ 4,737,540	\$ 5,591,131
November	Actual	\$ 5,591,131	\$ 1,609,921	\$ 1,886,205	\$ (276,284)	\$ 5,314,847
December	Actual	\$ 5,314,847	\$ 2,131,360	\$ 1,330,005	\$ 801,355	\$ 6,116,203
January	Actual	\$ 6,116,203	\$ 718,790	\$ 1,431,399	\$ (712,609)	\$ 5,403,594
February	Actual	\$ 5,403,594	\$ 774,409	\$ 2,054,612	\$ (1,280,203)	\$ 4,123,391
March	Actual	\$ 4,123,391	\$ 880,893	\$ 1,810,138	\$ (929,245)	\$ 3,194,146
April	Actual	\$ 3,194,146	\$ 3,723,997	\$ 1,351,410	\$ 2,372,588	\$ 5,566,733
May	Projected	\$ 5,566,733	\$ 1,539,272	\$ 2,096,782	\$ (557,510)	\$ 5,009,223
June	Projected	\$ 5,009,223	\$ 403,067	\$ 2,101,955	\$ (1,698,888)	\$ 3,310,336

Per Arizona Revised Statute (ARS) §48-807(O), the District must produce a Cash Flow Projection Report each fiscal year. This was a new requirement effective September 13, 2013.

The Cash Flow report consists of the combined cash balances of all District Funds. These balances includes the General (100) Fund, Rescue Transport (150), Capital Projects (200) Fund, Bond Proceeds (300) Fund, Special Revenue (400) Fund, CCU Grant (450) Fund, Debt Principal (500) Fund, and Debt Interest (600) Fund.

The first half of the fiscal year's property taxes is due between October 1 and November 1, and the second half is due between March 1 and May 1. Consequently, during the early months of the fiscal year, Capital Projects fund may be utilized to off-set low revenue collections period, but are returned to the Capital Fund when revenue flows increase.

The Cash Flow Projection Report is to be updated monthly with the actual revenues deposited into and expenditures disbursed from the District' cash accounts. It is important to note that the revenues and expenditures are reported here on a Cash Basis.

This report is generated to demonstrate that the Fire District maintains sufficient cash available to satisfy the projected expenditures budgeted over the course of the fiscal year. Close attention should be paid to the Ending Cash Balance columns of this report.

The projections above were derived from an analysis of the District's actual revenues and expenditures for the past three fiscal years and the current year's approved budget. They are to be used as a guide in financial planning. For more detailed information regarding revenues, expenditures, and cash accounts, please refer to the District's Monthly Financial Statements, Warrants Register, and Bank Statements.



Superstition Fire & Medical District Income Statement Summary

For Fiscal: 2019-2020 Period Ending: 4/30/20

	Original Total Budget	Current Month Actual	YTD Actual Activity	Forecasted Remaining Budget	% Budget Remaining
Fund: 100 - GENERAL					
Revenues					
DIRECT TAXES	13,588,758.00	2,961,172.24	13,032,093.32	556,664.68	4.1%
OTHER TAXES	487,023.00	9,375.20	281,156.02	205,866.98	42.3%
CHARGES FOR SERVICES	646,444.00	9,257.59	385,134.36	261,309.64	40.4%
COMMUNITY HEALTH SERVICES	3,000.00	-	2,542.45	457.55	15.3%
OTHER INCOME	40,000.00	5,273.44	40,141.52	(141.52)	-0.4%
INTERGOVERNMENTAL INCOME	4,000.00	1,196.54	6,004.96	(2,004.96)	-50.1%
OTHER FINANCING SOURCES (USES)	-	-	-	-	0.0%
Revenue Total:	\$ 14,769,225.00	\$ 2,986,275.01	\$ 13,747,072.63	\$ 1,022,152.37	6.9%
Expenditures					
ADMINISTRATIVE SERVICES	5,818,695.00	399,173.51	4,558,152.68	1,260,542.32	21.7%
FINANCIAL SERVICES / RESERVES	1,816,695.89	78.47	3,104.12	1,813,591.77	99.8%
TRAINING SERVICES	47,835.00	-	17,190.23	30,644.77	64.1%
TECHNICAL SERVICES	615,372.00	34,331.04	410,419.48	204,952.52	33.3%
COMMUNICATION SERVICES	207,868.00	25,897.88	155,027.88	52,840.12	25.4%
EMERGENCY SERVICES	7,844,727.00	603,720.50	6,328,093.69	1,516,633.31	19.3%
COMMUNITY SERVICES	112,883.00	9,903.10	91,780.00	21,103.00	18.7%
Expenditures Total:	16,464,075.89	1,073,104.50	11,563,768.08	4,900,307.81	29.8%
Net Financial Sources (Uses)	\$ (1,694,850.89)	\$ 1,913,170.51	\$ 2,183,304.55	\$ (3,878,155.44)	
Beginning Unrestricted Fund Balance July 1, 2019	1,694,850.89				



Superstition Fire & Medical District Expenditures - Summary

For Fiscal: 2019-2020 Period Ending: 4/30/20

	Original Total Budget	Current Month Actual	YTD Actual Activity	Forecasted Remaining Budget	% Budget Remaining
Fund: 100 - GENERAL OPERATING					
DIVISION 10: ADMINISTRATIVE SERVICES					
Compensation & Benefits					
Compensation	627,348.00	48,607.26	508,293.87	119,054.13	🟢 19.0%
Employer Provided Benefits	3,933,378.00	278,550.70	3,165,667.10	767,710.90	🟢 19.5%
Operating Expenditures					
Equipment & Machinery	-	-	-	-	🟢 0.0%
Parts & Supplies	457,455.00	17,823.55	308,131.73	149,323.27	🟢 32.6%
Facility Services	245,686.00	20,158.12	174,456.65	71,229.35	🟢 29.0%
Operating Services	114,024.00	17,400.35	94,868.17	19,155.83	🟡 16.8%
Professional Services	440,804.00	16,633.53	306,735.16	134,068.84	🟢 30.4%
Financial Services	1,816,695.89	78.47	3,104.12	1,813,591.77	🟢 99.8%
Training Services	47,835.00	-	17,190.23	30,644.77	🟢 64.1%
TOTAL ADMINISTRATIVE SERVICES	7,683,225.89	399,251.98	4,578,447.03	3,104,778.86	🟢 40.4%
DIVISION 20: TECHNICAL SERVICES					
Compensation	312,652.00	18,566.05	206,191.52	106,460.48	🟢 34.1%
Operating Expenditures					
Equipment & Machinery	3,200.00	680.80	2,959.40	240.60	🔴 7.5%
Operating Supplies	169,715.00	10,166.21	107,195.87	62,519.13	🟢 36.8%
Parts & Supplies	105,255.00	4,917.98	72,303.90	32,951.10	🟢 31.3%
Professional Services	16,550.00	-	20,559.51	(4,009.51)	🔴 -24.2%
Training Services	8,000.00	-	1,209.28	6,790.72	🟢 84.9%
TOTAL TECHNICAL SERVICES	615,372.00	34,331.04	410,419.48	204,952.52	🟢 33.3%
DIVISION 30: COMMUNICATIONS SERVICES					
Operating Expenditures					
Parts & Supplies	1,650.00	-	1,051.17	598.83	🟢 36.3%
Facility Services	6,000.00	371.33	3,713.30	2,286.70	🟢 38.1%
Operating Services	73,948.00	8,606.37	48,021.79	25,926.21	🟢 35.1%
Professional Services	126,270.00	16,920.18	102,241.62	24,028.38	🟢 19.0%
TOTAL COMMUNICATION SERVICES	207,868.00	25,897.88	155,027.88	52,840.12	🟢 25.4%
DIVISION 40: EMERGENCY SERVICES					
Compensation	7,579,839.00	585,460.29	6,134,789.93	1,445,049.07	🟢 19.1%
Operating Expenditures					
Equipment & Machinery	21,833.00	264.56	12,642.89	9,190.11	🟢 42.1%
Operating Supplies	94,850.00	(401.91)	59,385.39	35,464.61	🟢 37.4%
Parts & Supplies	52,985.00	6,038.60	37,798.90	15,186.10	🟢 28.7%
Operating Services	13,000.00	853.22	8,789.72	4,210.28	🟢 32.4%
Professional Services	61,187.00	7,390.74	56,175.22	5,011.78	🔴 8.2%
Training Services	21,033.00	4,115.00	18,511.64	2,521.36	🔴 12.0%
TOTAL EMERGENCY SERVICES	7,844,727.00	603,720.50	6,328,093.69	1,516,633.31	🟢 19.3%
DIVISION 50: COMMUNITY SERVICES / FIRE PREVENTION					
Compensation	86,843.00	6,680.26	69,915.93	16,927.07	🟢 19.5%
Operating Expenditures					
Operating Supplies	2,000.00	129.83	1,626.84	373.16	🟢 18.7%
Parts & Supplies	3,000.00	-	1,335.38	1,664.62	🟢 55.5%
Operating Services	2,000.00	361.68	2,773.20	(773.20)	🔴 -38.7%
Professional Services	13,800.00	2,000.00	12,096.57	1,703.43	🔴 12.3%
Training Services	5,240.00	731.33	4,032.08	1,207.92	🟢 23.1%
TOTAL COMMUNITY SERVICES / FIRE PREVENTION	112,883.00	9,903.10	91,780.00	21,103.00	🟢 18.7%
GRAND TOTAL GENERAL FUND	\$ 16,464,075.89	\$ 1,073,104.50	\$ 11,563,768.08	\$ 4,900,307.81	🟢 29.8%



Superstition Fire & Medical District Income Statement - Detail

For Fiscal: 2019-2020 Period Ending: 4/30/20

		Original Total Budget	Current Month Actual	YTD Actual Activity	Forecasted Remaining Budget	% Budget Remaining
Revenue						
Direct Taxes						
100-10-41000-10	REAL & SECURED PROPERTY TAXES	12,207,629.00	2,895,276.81	11,697,139.42	510,489.58	4.2%
100-10-41050-10	UNSECURED PERS PROPERTY TAXES	992,035.00	66,152.93	939,897.62	52,137.38	5.3%
100-10-41075-10	REFUNDED TAXES	(25,000.00)	(586.54)	(17,904.13)	(7,095.87)	28.4%
100-10-41080-10	MARICOPA COUNTY PROPERTY TAXES	14,094.00	329.04	12,960.41	1,133.59	8.0%
100-10-41100-10	FIRE DISTRICT ASSISTANCE TAX	400,000.00	-	400,000.00	-	0.0%
	Subtotal	13,588,758.00	2,961,172.24	13,032,093.32	556,664.68	4.1%
Other Taxes						
100-10-41200-10	SRP CONTRIBUTIONS	367,023.00	-	182,722.91	184,300.09	50.2%
100-10-41300-10	INSURANCE PREMIUM TAX	120,000.00	9,375.20	98,433.11	21,566.89	18.0%
	Total Tax Revenue	14,075,781.00	2,970,547.44	13,313,249.34	762,531.66	5.4%
Charges for Services						
100-10-42025-41	RTC COST RECOVERY	40,000.00	3,288.00	33,220.00	6,780.00	17.0%
100-10-42050-41	OTHER EMS PAYMENTS	7,444.00	-	-	7,444.00	100.0%
100-10-42075-41	EMS CONTRACTS	53,000.00	-	37,334.93	15,665.07	29.6%
100-10-42078-12	FIRE CONTRACTS	5,000.00	-	-	5,000.00	100.0%
100-10-42200-41	MISCELLANEOUS CONTRACTS	7,000.00	746.61	7,380.35	(380.35)	-5.4%
100-10-42500-50	SELF INSPECTION FEES	3,000.00	-	2,760.00	240.00	8.0%
100-10-42600-15	COPIES (FIRE REPORTS, ETC.)	1,000.00	240.00	1,220.00	(220.00)	-22.0%
100-10-42700-50	PERMITS	14,000.00	1,000.00	13,400.00	600.00	4.3%
100-10-43100-12	STATE LAND FIRE PAYMENTS	450,000.00	-	244,156.80	205,843.20	45.7%
100-10-43200-20	OUTSIDE FLEET MAINTENANCE	66,000.00	3,982.98	45,662.28	20,337.72	30.8%
100-10-43300-50	INTERGOVERNMENTAL - PLAN REVIEW FEES	4,000.00	1,196.54	6,004.96	(2,004.96)	-50.1%
	Total Charges for Services	650,444.00	10,454.13	391,139.32	259,304.68	39.9%
Community Health Services						
100-10-43500-41	CPR / FIRST AID CLASSES	3,000.00	-	2,542.45	457.55	15.3%
Other Income						
100-10-45700-10	INVESTMENT EARNINGS	30,000.00	5,910.94	38,103.07	(8,103.07)	-27.0%
100-10-45800-10	COBRA REIMBURSEMENT INCOME	-	-	1,967.05	(1,967.05)	0.0%
100-10-45900-10	OTHER INCOME	10,000.00	(637.50)	71.40	9,928.60	99.3%
100-10-46700-10	CM GRANT REIMBURSEMENT INCOME	-	-	-	-	100.0%
	Total Charges for Services	40,000.00	5,273.44	40,141.52	(141.52)	-0.4%
Other Financing Sources (Uses)						
100-80-48020-04	TRANSFER IN (400 Fund)	-	-	-	-	0.0%
100-80-48020-10	TRANSFER IN	-	-	-	-	0.0%
100-80-48100-04	TRANSFER OUT (400 Fund)	-	-	-	-	0.0%
100-80-48100-05	TRANSFER OUT (450 Fund)	-	-	-	-	0.0%
100-90-49500-10	DISTRICT EQUIPMENT SALES	-	-	-	-	0.0%
	Total Financing Sources (Uses)	-	-	-	-	0.0%
Revenue Total:		\$ 14,769,225.00	\$ 2,986,275.01	\$ 13,747,072.63	\$ 1,022,152.37	6.9%

Expense

DIVISION 10: ADMINISTRATIVE SERVICES

		Original	Current Month	YTD Actual Activity	Forecasted	% Budget
Wages						
100-10-50000-10	FIRE CHIEF	146,782.00	11,290.90	118,408.73	28,373.27	19.3%
100-10-50010-10	ADMIN SERVICES STAFF	468,932.00	36,327.45	379,972.19	88,959.81	19.0%
100-10-52510-10	WAGE ALLOWANCE (CELL PHONES)	9,934.00	544.45	6,172.21	3,761.79	37.9%
100-10-52700-10	ADMIN SERVICES STAFF OVERTIME	1,700.00	444.46	3,740.74	(2,040.74)	-120.0%
	Subtotal	627,348.00	48,607.26	508,293.87	119,054.13	19.0%
Employer Provided Benefits						
100-10-53710-10	PENSION (PSPRS)	2,092,671.00	146,546.15	1,671,024.84	421,646.16	20.1%
100-10-53760-10	PENSION (ASRS)	116,425.00	8,588.54	89,892.14	26,532.86	22.8%
100-10-53770-10	BENEFIT CONTRIBUTIONS	1,332,650.00	101,626.90	1,068,151.67	264,498.33	19.8%
100-10-53799-10	SAFER GRANT BENEFIT REIMBURSEMENT	(196,520.00)	-	(134,499.17)	(62,020.83)	31.6%
100-10-53810-10	SOCIAL SECURITY	58,273.00	4,384.36	45,995.55	12,277.45	21.1%
100-10-53830-10	MEDICARE	129,805.00	9,390.25	104,794.10	25,010.90	19.3%
100-10-53860-10	INDUSTRIAL INSURANCE	160,547.00	524.77	191,649.83	(31,102.83)	-19.4%
100-10-53870-10	INDUSTRIAL INSURANCE - VOLUNTEERS	-	-	-	-	0.0%
100-10-53890-10	UNEMPLOYMENT	-	-	-	-	0.0%
100-10-53910-10	MEDICAL INSURANCE	-	5,327.42	91,564.50	(91,564.50)	0.0%
100-10-53920-10	DENTAL INSURANCE	-	441.14	7,470.39	(7,470.39)	0.0%
100-10-53930-10	VISION INSURANCE	-	61.89	1,041.00	(1,041.00)	0.0%
100-10-53940-10	EMPLOYEE ASSISTANCE PROGRAM	9,907.00	814.08	8,939.52	967.48	9.8%
100-10-53950-10	LIFE INSURANCE	10,320.00	845.20	9,295.20	1,024.80	9.9%
100-10-53960-10	CANCER INSURANCE FUND (PSPRS)	4,700.00	-	4,700.00	-	0.0%
100-10-53965-10	COBRA (REIMBURSABLE)	-	-	4,683.10	(4,683.10)	0.0%
100-10-53990-10	EARNED LEAVE BUYOUT (ELBO) PROGRAM	207,763.00	-	950.65	206,812.35	99.5%



Superstition Fire & Medical District Income Statement - Detail

For Fiscal: 2019-2020 Period Ending: 4/30/20

	Original Total Budget	Current Month Actual	YTD Actual Activity	Forecasted Remaining Budget	% Budget Remaining	
100-10-53992-10	EARNED LEAVE BUYOUT PROGRAM - FICA	6,837.00	-	13.78	6,823.22	99.8%
100-10-53997-10	EARNED LEAVE SEPARATION (ELSP) PROGRAM	-	-	-	-	0.0%
100-10-53998-10	EARNED LEAVE SEPARATION PROGRAM - FICA	-	-	-	-	0.0%
Subtotal	3,933,378.00	278,550.70	3,165,667.10	767,710.90	19.5%	
Admin Services Compensation & Benefits Total: 4,560,726.00 327,157.96 3,673,960.97 886,765.03 19.4%						
Equipment & Machinery						
100-10-54050-08	COMPUTER SOFTWARE	-	-	-	-	0.0%
Subtotal	-	-	-	-	0.0%	
Operating Supplies / Parts & Supplies						
100-10-55060-08	COMPUTER / PRINTER SUPPLIES & MAINTENANCE	-	7,659.99	15,267.51	(15,267.51)	0.0%
100-10-55340-20	IGA PARTS & SUPPLIES - FLORENCE	27,000.00	2,892.36	15,595.28	11,404.72	42.2%
100-10-55341-12	IGA - STATE LAND REIMBURSABLE EXPENSES	22,750.00	-	9,571.51	13,178.49	57.9%
100-10-55342-12	STATE LAND / SHIFT COVERAGE	214,100.00	-	117,307.86	96,792.14	45.2%
100-10-55343-20	IGA SERVICES WAGES (INTERGOVERNMENTAL)	15,000.00	1,968.89	9,729.22	5,270.78	35.1%
100-10-55345-41	CONTRACTED SPECIAL EVENTS OVERTIME	38,225.00	(4,928.84)	20,107.85	18,117.15	47.4%
100-10-55550-12	OFFICE FURNITURE & EQUIP, PARTS & SUPPLIES	11,500.00	3,132.70	13,884.69	(2,384.69)	-20.7%
100-10-55670-50	VOLUNTEER EXPENSES	200.00	-	-	200.00	100.0%
100-10-56340-12	CLEANING SUPPLIES	17,380.00	(3,427.92)	14,066.57	3,313.43	19.1%
100-10-56600-12	FACILITY MAINTENANCE	21,700.00	2,397.78	19,658.11	2,041.89	9.4%
100-10-56860-12	FOOD / BEVERAGES	700.00	-	545.18	154.82	22.1%
100-10-57100-12	OFFICE SUPPLIES	7,000.00	1,214.37	5,537.38	1,462.62	20.9%
100-10-57200-12	POSTAGE / DELIVERY SERVICES	2,000.00	66.38	1,400.04	599.96	30.0%
100-10-57220-12	POSTAGE METER RENTAL / SUPPLIES	500.00	-	187.37	312.63	62.5%
100-10-57440-12	PROFESSIONAL PUBLICATIONS / SUBSCRIPTIONS	1,300.00	-	-	1,300.00	100.0%
100-10-57600-12	HONOR GUARD	2,000.00	-	110.00	1,890.00	94.5%
100-10-57620-12	REWARDS / RECOGNITION / FLOWERS SUPPLIES	3,950.00	-	4,055.64	(105.64)	-2.7%
100-10-57640-12	VOLUNTEER RECOGNITION	-	-	-	-	0.0%
100-10-57660-12	PEER SUPPORT	200.00	-	-	200.00	100.0%
100-10-58000-12	UNIFORMS (CIVILIAN)	5,400.00	651.98	2,507.65	2,892.35	53.6%
100-10-58020-12	UNIFORMS - CLASS A / NEW HIRES	-	-	12,908.99	(12,908.99)	0.0%
100-10-58080-12	UNIFORMS (GOVERNING BOARD)	250.00	-	134.97	115.03	46.0%
100-10-58100-12	UNIFORMS (PUBLIC SAFETY)	65,800.00	6,195.86	45,555.91	20,244.09	30.8%
100-10-58150-12	UNIFORMS (VOLUNTEERS)	500.00	-	-	500.00	100.0%
Subtotal	457,455.00	17,823.55	308,131.73	149,323.27	32.6%	
Facility Services						
100-10-59000-12	FACILITIES RENT	30,000.00	2,500.00	25,000.00	5,000.00	16.7%
100-10-59020-12	ELECTRICITY	100,000.00	1,169.72	64,648.45	35,351.55	35.4%
100-10-59040-12	FACILITY PROJECTS	60,000.00	12,403.44	43,884.97	16,115.03	26.9%
100-10-59060-12	NATURAL GAS	5,928.00	154.88	4,918.02	1,009.98	17.0%
100-10-59100-08	PHONE	20,462.00	1,757.25	14,365.16	6,096.84	29.8%
100-10-59160-12	WATER SOFTENER SUPPLIES	5,700.00	405.83	4,540.42	1,159.58	20.3%
100-10-59180-12	SEWER / SEPTIC	4,212.00	258.88	1,935.86	2,276.14	54.0%
100-10-59200-12	WATER	19,384.00	1,508.12	15,163.77	4,220.23	21.8%
Subtotal	245,686.00	20,158.12	174,456.65	71,229.35	29.0%	
Operating Services						
100-10-60180-08	COPIER MAINTENANCE & SUPPLIES	4,000.00	340.09	3,464.78	535.22	13.4%
100-10-60230-12	DOCUMENT DISPOSAL SERVICES	500.00	-	183.32	316.68	63.3%
100-10-60240-12	EXTERMINATING	3,500.00	662.74	2,356.27	1,143.73	32.7%
100-10-60310-08	INTERNET	72,000.00	11,383.68	62,352.40	9,647.60	13.4%
100-10-60320-12	LANDSCAPING	2,980.00	-	1,183.32	1,796.68	60.3%
100-10-60580-12	REFUSE COLLECTION	4,500.00	229.18	2,520.98	1,979.02	44.0%
100-10-60600-12	SECURITY & ALARM SYSTEMS	7,500.00	99.01	5,783.83	1,716.17	22.9%
100-10-60620-08	INDIVIDUAL SOFTWARE LICENSING	5,700.00	4,117.51	4,698.08	1,001.92	17.6%
100-10-60630-08	SYSTEM SERVER HOSTING	4,719.00	(10.86)	2,994.51	1,724.49	36.5%
100-10-60740-12	WATER & ICE (DRINKING)	8,625.00	579.00	9,330.68	(705.68)	-8.2%
Subtotal	114,024.00	17,400.35	94,868.17	19,155.83	16.8%	
Professional Services						
100-10-61010-08	ACCREDITATION	12,500.00	-	1,205.00	11,295.00	90.4%
100-10-61020-12	ADMIN MEDICAL DIRECTOR - CONTRACT	30,000.00	-	22,500.00	7,500.00	25.0%
100-10-61060-12	NEW HIRE HR ADVERTISING	-	-	-	-	0.0%
100-10-61100-12	BACKGROUND INVESTIGATION / CREDIT REPORTING	-	-	60.00	(60.00)	0.0%
100-10-61160-08	COMPUTER INFO SYSTEMS MAINT CONTRACT	22,000.00	-	-	22,000.00	100.0%
100-10-61170-08	CIS WEB HOSTING / DOMAINS / CERTIFICATES	2,000.00	66.00	1,602.74	397.26	19.9%
100-10-61200-12	NEW HIRE HR TESTING	6,500.00	-	6,723.08	(223.08)	-3.4%
100-10-61250-12	FIRE CHIEF SEARCH CONTINGENCY	25,000.00	-	-	25,000.00	100.0%
100-10-61260-12	CPA AUDIT SERVICES	13,000.00	-	13,000.00	-	0.0%
100-10-61300-12	LABOR RELATIONS CONSULTING / CONFERENCES	5,333.00	-	6,099.68	(766.68)	-14.4%
100-10-61700-12	VEHICLE / PROPERTY / LIABILITY INSURANCE	117,771.00	-	92,917.04	24,853.96	21.1%
100-10-61860-12	GOVERNING BOARD LEGAL SERVICES	20,000.00	-	9,005.74	10,994.26	55.0%



Superstition Fire & Medical District Income Statement - Detail

For Fiscal: 2019-2020 Period Ending: 4/30/20

	Original Total Budget	Current Month Actual	YTD Actual Activity	Forecasted Remaining Budget	% Budget Remaining
100-10-61880-12 HR / INVESTIGATION LEGAL SERVICES	10,000.00	-	27,850.50	(17,850.50)	● -178.5%
100-10-61920-12 MEDICAL EXAM SERVICES	110,000.00	-	58,780.00	51,220.00	● 46.6%
100-10-61960-12 TEMP PERSONNEL - OUTSIDE SERVICES	-	-	-	-	● 0.0%
100-10-62020-12 PRINTING / PUBLISHING SERVICES	2,500.00	776.35	2,156.03	343.97	● 13.8%
100-10-62060-12 PROFESSIONAL ORGANIZATIONS / MEMBERSHIP	5,000.00	-	2,405.16	2,594.84	● 51.9%
100-10-62105-08 GLOBAL SOFTWARE LICENSING	59,200.00	15,791.18	62,430.19	(3,230.19)	● -5.5%
Subtotal	440,804.00	16,633.53	306,735.16	134,068.84	● 30.4%
Financial Services					
100-10-63000-10 ADMIN FEES, BONDS & LEASES	1,000.00	78.47	1,000.41	(0.41)	● 0.0%
100-10-63100-10 FEES (RECORD / FILING / PERMIT)	100.00	-	173.81	(73.81)	● -73.8%
100-10-63140-10 INTEREST & FINANCE CHARGES	2,000.00	-	1,929.90	70.10	● 3.5%
100-10-63150-10 FINANCIAL RESERVE	1,813,595.89	-	-	1,813,595.89	● 100.0%
Subtotal	1,816,695.89	78.47	3,104.12	1,813,591.77	● 99.8%
Training Services					
100-10-64020-12 ADMINISTRATIVE TRAINING / CONFERENCES	2,500.00	-	4,054.67	(1,554.67)	● -62.2%
100-10-64040-12 BOARD OF DIRECTORS TRAINING	1,000.00	-	1,105.16	(105.16)	● -10.5%
100-10-64060-12 COLLEGE TUITION REIMBURSEMENT	44,335.00	-	12,030.40	32,304.60	● 72.9%
Subtotal	47,835.00	-	17,190.23	30,644.77	● 64.1%
Administrative Services Operating Expense Total:	3,122,499.89	72,094.02	904,486.06	2,218,013.83	● 71.0%
TOTAL ADMINISTRATIVE SERVICES	7,683,225.89	399,251.98	4,578,447.03	3,104,778.86	● 40.4%

DIVISION 20: TECHNICAL SERVICES

	Original Total Budget	Current Month Actual	YTD Actual Activity	Forecasted Remaining Budget	% Budget Remaining
Wages					
100-20-50020-10 FLEET & FACILITIES STAFF	305,152.00	18,566.05	205,331.64	99,820.36	● 32.7%
100-20-52700-20 FLEET & FACILITIES STAFF OVERTIME	7,500.00	-	859.88	6,640.12	● 88.5%
Technical Services Wages Total:	312,652.00	18,566.05	206,191.52	106,460.48	● 34.1%
Equipment & Machinery					
100-20-54050-20 DIAGNOSTIC SOFTWARE	3,200.00	680.80	2,959.40	240.60	● 7.5%
Operating Supplies					
100-20-55400-20 MECHANICAL EQUIPMENT, PARTS & SUPPLIES	6,000.00	3,795.68	4,718.50	1,281.50	● 21.4%
100-20-55580-20 TIRES	69,500.00	-	28,093.05	41,406.95	● 59.6%
100-20-55620-20 VEHICLE PARTS	94,215.00	6,370.53	74,384.32	19,830.68	● 21.0%
Subtotal	169,715.00	10,166.21	107,195.87	62,519.13	● 36.8%
Parts & Supplies					
100-20-56800-20 FLUIDS (ANTIFREEZE, BRAKE, TRANSMISSION)	6,310.00	134.65	5,022.55	1,287.45	● 20.4%
100-20-56880-20 FUEL - DIESEL	68,445.00	3,634.07	45,355.36	23,089.64	● 33.7%
100-20-56900-20 FUEL - UNLEADED	14,600.00	896.98	12,898.15	1,701.85	● 11.7%
100-20-57060-20 MISCELLANEOUS SHOP SUPPLIES	7,740.00	194.57	6,138.83	1,601.17	● 20.7%
100-20-57140-20 ENGINE OIL	6,900.00	-	2,350.89	4,549.11	● 65.9%
100-20-58120-20 UNIFORMS & TOWELS (TECHNICAL SERVICES)	1,260.00	57.71	538.12	721.88	● 57.3%
Subtotal	105,255.00	4,917.98	72,303.90	32,951.10	● 31.3%
Professional Services					
100-20-61460-20 HAZARDOUS WASTE DISPOSAL	600.00	-	226.02	373.98	● 62.3%
100-20-61820-20 LADDER TESTING & CERT - AERIAL & GROUND	3,450.00	-	3,174.80	275.20	● 8.0%
100-20-62140-20 REPAIR & MAINTENANCE - FLEET	12,500.00	-	17,158.69	(4,658.69)	● -37.3%
Subtotal	16,550.00	-	20,559.51	(4,009.51)	● -24.2%
Training Services					
100-20-64470-20 FLEET SERVICES TRAINING	8,000.00	-	1,209.28	6,790.72	● 84.9%
Technical Services Operating Expense Total:	302,720.00	15,764.99	204,227.96	98,492.04	● 32.5%
TOTAL TECHNICAL SERVICES	615,372.00	34,331.04	410,419.48	204,952.52	● 33.3%



Superstition Fire & Medical District Income Statement - Detail

For Fiscal: 2019-2020 Period Ending: 4/30/20

		Original Total Budget	Current Month Actual	YTD Actual Activity	Forecasted Remaining Budget	% Budget Remaining
DIVISION 30: COMMUNICATIONS SERVICES						
Parts & Supplies						
100-30-56040-15	BATTERIES - ELECTRONICS (PORTABLE BATTERIES)	1,400.00	-	1,034.74	365.26	🟢 26.1%
100-30-57590-15	RADIO EQUIPMENT SUPPLIES	250.00	-	16.43	233.57	🟢 93.4%
	Subtotal	1,650.00	-	1,051.17	598.83	🟢 36.3%
Facility Services						
100-30-59080-15	PHONE / E - 911 COMM CIRCUITS	6,000.00	371.33	3,713.30	2,286.70	🟢 38.1%
Operating Services						
100-30-60020-15	TOPAZ / G2 MAINTENANCE	18,000.00	186.67	7,645.99	10,354.01	🟢 57.5%
100-30-60340-08	MCT MAINTENANCE	18,948.00	5,653.35	15,126.64	3,821.36	🟢 20.2%
100-30-60350-08	MOBILE DATA OPERATIONS	27,000.00	2,766.35	24,799.16	2,200.84	🔴 8.2%
100-30-60560-15	RADIO INFORMATION SYSTEMS MAINTENANCE	10,000.00	-	450.00	9,550.00	🟢 95.5%
	Subtotal	73,948.00	8,606.37	48,021.79	25,926.21	🟢 35.1%
Professional Services						
100-30-61440-15	DISPATCH SERVICES - MFMD	126,270.00	16,920.18	102,241.62	24,028.38	🟢 19.0%
	TOTAL COMMUNICATIONS SERVICES	207,868.00	25,897.88	155,027.88	52,840.12	🟢 25.4%
DIVISION 40: EMERGENCY SERVICES						
Wages						
100-40-50040-10	ASSISTANT CHIEFS	261,983.00	20,152.53	211,356.48	50,626.52	🟢 19.3%
100-40-50050-10	DEPUTY CHIEF	126,743.00	10,263.36	101,836.71	24,906.29	🟢 19.7%
100-40-50140-10	ADMINISTRATIVE ASSISTANT II	56,112.00	4,316.27	45,126.31	10,985.69	🟢 19.6%
100-40-51010-10	BATTALION CHIEFS	324,538.00	25,033.04	272,975.93	51,562.07	🟡 15.9%
100-40-51030-10	CAPTAINS	2,071,170.00	161,393.54	1,657,037.65	414,132.35	🟢 20.0%
100-40-51040-10	ENGINEERS	1,439,406.00	111,193.33	1,154,858.71	284,547.29	🟢 19.8%
100-40-51050-10	FIREFIGHTERS	3,136,658.00	240,083.81	2,485,305.75	651,352.25	🟢 20.8%
100-40-52015-10	INJURY WAGES	-	-	432.23	(432.23)	🔴 0.0%
100-40-52530-12	BATTALION CHIEF COVERAGE	22,500.00	530.95	17,425.75	5,074.25	🟢 22.6%
100-40-52539-10	SAFER GRANT WAGES REIMBURSEMENT	(395,645.00)	-	(250,767.52)	(144,877.48)	🟢 36.6%
	Subtotal	7,043,465.00	572,966.83	5,695,588.00	1,347,877.00	🟢 19.1%
OT Wages						
100-40-52540-10	FLSA HALFTIME	95,465.00	5,457.87	71,422.51	24,042.49	🟢 25.2%
100-40-52560-10	HOLIDAY PAY	267,079.00	-	229,836.83	37,242.17	🟡 13.9%
100-40-52700-12	OPS ADMIN STAFF OVERTIME	250.00	-	-	250.00	🟢 100.0%
100-40-52740-12	SHIFT OVERTIME	100,000.00	1,278.31	112,199.94	(12,199.94)	🔴 -12.2%
100-40-52750-12	SPECIAL OVERTIME	2,000.00	1,588.94	3,308.92	(1,308.92)	🔴 -65.4%
100-40-52810-12	NON-CONTRACTED SPECIAL EVENTS OT	4,000.00	4,928.84	4,928.84	(928.84)	🔴 -23.2%
100-40-52850-47	SCBA OVERTIME	3,500.00	-	920.23	2,579.77	🟢 73.7%
100-40-52910-50	PUBLIC EVENTS / PUB ED OT	300.00	(836.21)	-	300.00	🟢 100.0%
	Subtotal	472,594.00	12,417.75	422,617.27	49,976.73	🔴 10.6%
Training OT Wages						
100-40-53140-41	EMS TRAINING OT	3,040.00	-	959.43	2,080.57	🟢 68.4%
100-40-53240-12	PROMOTIONAL TESTING OT	2,000.00	-	915.85	1,084.15	🟢 54.2%
100-40-53260-41	FIRE OPERATIONAL TRAINING OT	19,600.00	75.71	3,542.17	16,057.83	🟢 81.9%
100-40-53360-41	OFFICER DEVELOPMENT OT	26,000.00	-	6,819.14	19,180.86	🟢 73.8%
100-40-53380-41	RECRUIT / INTERN ACADEMY OT	-	-	844.96	(844.96)	🔴 0.0%
100-40-53500-41	SPECIAL OPERATIONS OT	9,400.00	-	3,503.11	5,896.89	🟢 62.7%
	Subtotal	60,040.00	75.71	16,584.66	43,455.34	🟢 72.4%
Other OT Wages						
100-40-53580-15	FIRE INVESTIGATION OT	3,740.00	-	-	3,740.00	🟢 100.0%
	Emergency Services Wages Total:	7,579,839.00	585,460.29	6,134,789.93	1,445,049.07	🟢 19.1%
Equipment & Machinery						
100-40-54080-41	EMS EQUIPMENT & MACHINERY (ASSET)	2,000.00	-	-	2,000.00	🟢 100.0%
100-40-54120-40	FIRE OPS EQUIPMENT & MACHINERY (ASSET)	2,500.00	264.56	264.56	2,235.44	🟢 89.4%
100-40-54140-40	FIRE OPS HOSE (ASSET)	8,000.00	-	7,932.14	67.86	🔴 0.8%
100-40-54165-41	FIRE OPS TRAINING EQUIPMENT (ASSET)	-	-	-	-	🟢 0.0%
100-40-54300-42	PHYSICAL FITNESS EQUIPMENT (ASSET)	1,333.00	-	1,155.93	177.07	🟡 13.3%
100-40-54420-47	SCBA AIR MASKS (ASSET)	8,000.00	-	3,290.26	4,709.74	🟢 58.9%
100-40-54460-41	SPECIAL OPERATIONS EQUIPMENT (ASSET)	-	-	-	-	🔴 0.0%
	Subtotal	21,833.00	264.56	12,642.89	9,190.11	🟢 42.1%



Superstition Fire & Medical District Income Statement - Detail

For Fiscal: 2019-2020 Period Ending: 4/30/20

		Original Total Budget	Current Month Actual	YTD Actual Activity	Forecasted Remaining Budget		% Budget Remaining
Operating Supplies							
100-40-55100-41	EMS PARTS AND SUPPLIES	29,600.00	(6,707.33)	4,698.38	24,901.62	●	84.1%
100-40-55200-20	FIRE OPS EQUIPMENT, PARTS, SUPPLIES & MAINT	32,250.00	607.14	28,144.67	4,105.33	●	12.7%
100-40-55220-41	FIRE OPS TRAINING TOOLS & SUPPLIES	3,500.00	299.11	2,173.59	1,326.41	●	37.9%
100-40-55440-42	PHYSICAL FITNESS TRAINING TOOLS, SUPP & MAINT	2,000.00	-	754.55	1,245.45	●	62.3%
100-40-55480-42	SAFETY EQUIPMENT, PARTS & SUPPLIES	1,500.00	238.26	1,863.03	(363.03)	●	-24.2%
100-40-55520-47	SCBA TOOLS, EQUIPMENT & SUPPLIES	4,000.00	-	2,963.11	1,036.89	●	25.9%
100-40-55560-41	SPECIAL OPS (TRT/HAZ-MAT) OPERATING EXPENSES	13,500.00	3,778.19	13,922.32	(422.32)	●	-3.1%
100-40-55580-41	SPECIAL OPS (WILDLAND) OPERATING EXPENSES	8,500.00	1,382.72	4,865.74	3,634.26	●	42.8%
	Subtotal	94,850.00	(401.91)	59,385.39	35,464.61	●	37.4%
Parts & Supplies							
100-40-56220-41	COMM HEALTH SERVICES SUPPLIES	3,000.00	-	897.60	2,102.40	●	70.1%
100-40-56760-40	FIRE REHAB - PERISHABLES	500.00	-	526.06	(26.06)	●	-5.2%
100-40-57245-42	PPE (PERSONAL PROTECTIVE EQUIPMENT)	49,485.00	6,038.60	36,375.24	13,109.76	●	26.5%
	Subtotal	52,985.00	6,038.60	37,798.90	15,186.10	●	28.7%
Operating Services							
100-40-60140-20	SCBA COMPRESSOR MAINTENANCE	3,000.00	-	300.77	2,699.23	●	90.0%
100-40-60700-12	TOWEL & LINEN SERVICES	10,000.00	853.22	8,488.95	1,511.05	●	15.1%
	Subtotal	13,000.00	853.22	8,789.72	4,210.28	●	32.4%
Professional Services							
100-40-61080-20	AIR QUALITY TESTING	900.00	-	744.80	155.20	●	17.2%
100-40-61120-12	BAY DOOR MAINTENANCE	10,800.00	5,563.24	12,703.20	(1,903.20)	●	-17.6%
100-40-61530-41	EMS CARDIAC MONITOR MAINTENANCE & SUPPLIES	20,737.00	-	14,232.12	6,504.88	●	31.4%
100-40-61650-12	INFECTION CONTROL MEDICAL EXAM SERVICE	1,500.00	-	-	1,500.00	●	100.0%
100-40-61660-41	INSTRUCTOR SERVICES - CE	250.00	-	-	250.00	●	100.0%
100-40-61980-42	PPE CLOTHING MAINTENANCE & DECONTAMINATION	25,000.00	1,827.50	28,495.10	(3,495.10)	●	-14.0%
100-40-62200-47	SCBA TESTING & CALIBRATION	2,000.00	-	-	2,000.00	●	100.0%
	Subtotal	61,187.00	7,390.74	56,175.22	5,011.78	●	8.2%
Training Services							
100-40-64020-41	FIRE OPS / EMS OUTSIDE TRAINING	5,200.00	850.00	1,224.77	3,975.23	●	76.4%
100-40-64400-42	HEALTH, SAFETY, & WELLNESS TRAINING & SUPPLIES	1,333.00	-	-	1,333.00	●	100.0%
100-40-64420-41	INTERN / RECRUIT ACADEMY & SUPPLIES	-	-	-	-	●	0.0%
100-40-64550-41	OFFICER DEVELOPMENT TRAINING & SUPPLIES	14,500.00	3,265.00	17,286.87	(2,786.87)	●	-19.2%
	Subtotal	21,033.00	4,115.00	18,511.64	2,521.36	●	12.0%
	Emergency Services Operating Expense Total:	264,888.00	18,260.21	193,303.76	71,584.24	●	27.0%
	TOTAL EMERGENCY SERVICES	7,844,727.00	603,720.50	6,328,093.69	1,516,633.31	●	19.3%
DIVISION 50: COMMUNITY SERVICES / FIRE PREVENTION							
Wages							
100-50-50260-10	COMMUNITY RISK REDUCTION SPECIALIST	86,843.00	6,680.26	69,915.93	16,927.07	●	19.5%
	Subtotal	86,843.00	6,680.26	69,915.93	16,927.07	●	19.5%
OT Wages							
100-50-52700-15	PREVENTION / FIRE INVESTIGATION OVERTIME	-	-	-	-	●	0.0%
100-50-52965-15	SPECIAL PUBLIC EVENTS OT	-	-	-	-	●	0.0%
	Subtotal	-	-	-	-	●	0.0%
	Community Services / Fire Prevention Wages Total:	86,843.00	6,680.26	69,915.93	16,927.07	●	19.5%
Operating Supplies							
100-50-55160-50	FIRE CODE BOOKS & MANUALS	800.00	-	893.96	(93.96)	●	-11.7%
100-50-55180-15	FIRE INVESTIGATION TOOLS & EQUIPMENT	-	-	-	-	●	0.0%
100-50-55260-50	FIRE PREVENTION TOOLS & EQUIPMENT	200.00	-	98.58	101.42	●	50.7%
100-50-55640-59	MULTI MEDIA SOFTWARE LICENSES	1,000.00	129.83	634.30	365.70	●	36.6%
	Subtotal	2,000.00	129.83	1,626.84	373.16	●	18.7%
Parts & Supplies							
100-50-56740-50	FIRE PREVENTION SUPPLIES	400.00	-	343.52	56.48	●	14.1%
100-50-57640-50	SAFETY & EDUCATION PROMO MATERIALS	2,600.00	-	991.86	1,608.14	●	61.9%
	Subtotal	3,000.00	-	1,335.38	1,664.62	●	55.5%
Operating Services							
100-50-60150-50	EMERGENCY EVENT SUPPLIES	1,500.00	361.68	2,673.20	(1,173.20)	●	-78.2%
100-50-60200-50	SELF INSPECTION SUPPLIES	500.00	-	100.00	400.00	●	80.0%
	Subtotal	2,000.00	361.68	2,773.20	(773.20)	●	-38.7%



Superstition Fire & Medical District Income Statement - Detail

For Fiscal: 2019-2020 Period Ending: 4/30/20

		Original Total Budget	Current Month Actual	YTD Actual Activity	Forecasted Remaining Budget	% Budget Remaining
Professional Services						
100-50-61340-50	FIRE PREVENTION WEEK SUPPLIES	-	-	87.87	(87.87)	0.0% ●
100-50-61370-50	COMMUNITY RELATIONS PRINTED MATERIALS	1,500.00	-	2,008.70	(508.70)	-33.9% ●
100-50-61380-50	WATER SAFETY EVENTS	300.00	-	-	300.00	100.0% ●
100-50-62010-08	PRE-PLAN DEVELOPMENT	4,000.00	-	2,000.00	2,000.00	50.0% ●
100-50-62080-50	PROF OUTSIDE SVCS (GIS)	8,000.00	2,000.00	8,000.00	-	0.0% ●
	Subtotal	13,800.00	2,000.00	12,096.57	1,703.43	12.3% ●
Training Services						
100-50-64240-15	FIRE ARSON / INVESTIGATOR TRAINING	3,740.00	-	1,942.12	1,797.88	48.1% ●
100-50-64260-50	COMMUNITY RISK REDUCTION SPECIALIST TRAINING	1,500.00	731.33	2,089.96	(589.96)	-39.3% ●
	Subtotal	5,240.00	731.33	4,032.08	1,207.92	23.1% ●
Community Services / Fire Prevention Operating Expense Total:		26,040.00	3,222.84	21,864.07	4,175.93	16.0% ●
TOTAL COMMUNITY SERVICES / FIRE PREVENTION		112,883.00	9,903.10	91,780.00	21,103.00	18.7% ●
GRAND TOTAL GENERAL FUND		\$ 16,464,075.89	\$ 1,073,104.50	\$ 11,563,768.08	\$ 4,900,307.81	29.8% ●
Net Financial Sources (Uses):		\$ (1,694,850.89)	\$ 1,913,170.51	\$ 2,183,304.55	\$ (3,878,155.44)	
Beginning Unrestricted Fund Balance July 1, 2019		\$1,694,850.89				



Superstition Fire & Medical District Income Statement - Detail

For Fiscal: 2019-2020 Period Ending: 4/30/20

		Original Total Budget	Current Month Actual	YTD Actual Activity	Forecasted Remaining Budget	% Budget Remaining
Fund: 150 - TRANSPORT SERVICES						
Revenue						
150-10-42100-10	ALS TRANSPORT REVENUE	3,089,025.00	301,857.96	2,673,289.59	415,735.41	13.5%
150-10-42122-10	COVID PROVIDER RELIEF	-	50,500.19	50,500.19	(50,500.19)	0.0%
150-10-42125-10	TRANSPORT CUSTOMER REFUNDS	(30,841.00)	(1,631.75)	(20,740.81)	(10,100.19)	32.7%
150-10-42180-10	COLLECTIONS REVENUE	14,000.00	899.86	17,575.00	(3,575.00)	-25.5%
150-10-45700-10	INVESTMENT EARNINGS	3,750.00	557.25	3,631.41	118.59	3.2%
150-10-45900-10	OTHER INCOME	-	(237.50)	765.45	(765.45)	0.0%
150-80-48020-02	TRANSFER IN (200 FUND)	-	-	-	-	0.0%
150-80-48100-10	TRANSFER OUT (200 FUND)	(25,000.00)	-	-	(25,000.00)	100.0%
Revenue Total:		\$ 3,050,934.00	\$ 351,946.01	\$ 2,725,020.83	325,913.17	10.7%
Expense						
DIVISION 10: ADMINISTRATIVE SERVICES						
Wages						
150-10-50000-10	FIRE CHIEF	13,480.00	1,036.92	10,887.70	2,592.30	19.2%
150-10-50010-10	ADMIN SERVICES STAFF	41,306.00	3,177.38	33,362.54	7,943.46	19.2%
150-10-52510-10	WAGE ALLOWANCE (CELL PHONES)	945.00	72.69	763.24	181.76	19.2%
Subtotal		55,731.00	4,286.99	45,013.48	10,717.52	19.2%
Employer Provided Benefits						
150-10-53710-10	PENSION (PSPRS)	18,261.00	1,404.69	14,749.27	3,511.73	19.2%
150-10-53760-10	PENSION (ASRS)	151,813.00	11,620.20	129,645.36	22,167.64	14.6%
150-10-53770-10	BENEFIT CONTRIBUTIONS	316,348.00	23,600.17	248,374.04	67,973.96	21.5%
150-10-53810-10	SOCIAL SECURITY	81,157.00	6,123.03	68,801.51	12,355.49	15.2%
150-10-53830-10	MEDICARE	20,612.00	1,557.53	17,409.28	3,202.72	15.5%
150-10-53860-10	INDUSTRIAL INSURANCE	23,702.00	75.23	25,780.17	(2,078.17)	-8.8%
150-10-53870-10	INDUSTRIAL INSURANCE - VOLUNTEERS	-	-	-	-	0.0%
150-10-53910-10	MEDICAL INSURANCE	-	380.35	18,595.13	(18,595.13)	0.0%
150-10-53920-10	DENTAL INSURANCE	-	114.15	1,447.10	(1,447.10)	0.0%
150-10-53930-10	VISION INSURANCE	-	12.09	205.78	(205.78)	0.0%
150-10-53940-10	EMPLOYEE ASSISTANCE PROGRAM	2,160.00	230.40	2,488.32	(328.32)	-15.2%
150-10-53950-10	LIFE INSURANCE	2,256.00	240.00	2,576.00	(320.00)	-14.2%
150-10-53965-10	COBRA REIMBURSEMENT INCOME	-	-	-	-	0.0%
150-10-53990-10	EARNED LEAVE BUYOUT (ELBO) PROGRAM	250.00	-	-	250.00	100.0%
150-10-53992-10	EARNED LEAVE BUYOUT (ELBO) PROGRAM - FICA	19.00	-	-	19.00	100.0%
150-10-53997-10	EARNED LEAVE SEPARATION (ELSP) PROGRAM	-	-	3,188.80	(3,188.80)	0.0%
150-10-53998-10	EARNED LEAVE SEPARATION PROGRAM - FICA	-	-	108.09	(108.09)	0.0%
Subtotal		616,578.00	45,357.84	533,368.85	83,209.15	13.5%
Admin Services Compensation & Benefits Total:		672,309.00	49,644.83	578,382.33	93,926.67	14.0%
Equipment & Machinery						
150-10-54040-08	COMPUTER EQUIPMENT	3,700.00	-	-	3,700.00	100.0%
Operating Supplies						
150-10-55060-08	COMPUTER / PRINTER SUPPLIES & MAINTENANCE	4,000.00	1,193.88	3,397.76	602.24	15.1%
Parts & Supplies						
150-10-55550-12	OFFICE FURNITURE & EQUIPMENT, PARTS & SUPPLIES	7,000.00	939.10	3,254.48	3,745.52	53.5%
150-10-55670-50	VOLUNTEER EXPENSES	100.00	-	-	100.00	100.0%
150-10-56340-12	CLEANING SUPPLIES	6,100.00	(2,057.75)	6,094.03	5.97	0.1%
150-10-56600-12	FACILITY MAINTENANCE	7,350.00	1,489.83	8,944.14	(1,594.14)	-21.7%
150-10-56860-12	FOOD / BEVERAGES	200.00	-	-	200.00	100.0%
150-10-57100-12	OFFICE SUPPLIES	1,500.00	552.39	2,251.60	(751.60)	-50.1%
150-10-57200-12	POSTAGE / DELIVERY SERVICES	1,500.00	-	682.11	817.89	54.5%
150-10-57440-12	PROFESSIONAL PUBLS / SUBSCRIPTIONS	-	-	-	-	0.0%
150-10-57600-12	HONOR GUARD	1,000.00	-	-	1,000.00	100.0%
150-10-57620-12	REWARDS / RECOGNITION / FLOWER SUPPLIES	150.00	-	209.60	(59.60)	-39.7%
150-10-57660-12	PEER SUPPORT	100.00	-	-	100.00	100.0%
150-10-57680-12	TS ID BADGES	200.00	-	-	200.00	100.0%
150-10-58000-12	UNIFORMS (CIVILIAN)	15,400.00	1,344.67	12,746.52	2,653.48	17.2%
Subtotal		40,600.00	2,268.24	34,182.48	6,417.52	15.8%
Facility Services						
150-10-59000-12	FACILITY RENT	6,000.00	500.00	5,000.00	1,000.00	16.7%
150-10-59020-12	ELECTRICITY	35,416.00	584.87	25,163.15	10,252.85	28.9%
150-10-59040-12	FACILITY PROJECTS	18,000.00	2,336.39	16,201.02	1,798.98	10.0%
150-10-59060-12	NATURAL GAS	3,380.00	59.42	3,706.25	(326.25)	-9.7%
150-10-59100-08	PHONE	7,953.00	779.28	6,185.79	1,767.21	22.2%
150-10-59160-12	WATER SOFTENER SUPPLIES	1,920.00	145.91	1,686.21	233.79	12.2%
150-10-59180-12	SEWER / SEPTIC	2,236.00	170.43	1,426.71	809.29	36.2%
150-10-59200-12	WATER	8,236.00	583.52	5,986.66	2,249.34	27.3%
Subtotal		83,141.00	5,159.82	65,355.79	17,785.21	21.4%



Superstition Fire & Medical District Income Statement - Detail

For Fiscal: 2019-2020 Period Ending: 4/30/20

		Original Total Budget	Current Month Actual	YTD Actual Activity	Forecasted Remaining Budget	% Budget Remaining
Operating Services						
150-10-60180-08	COPIER MAINTENANCE & SUPPLIES	2,000.00	170.04	1,732.41	267.59	13.4%
150-10-60230-12	DOCUMENT DISPOSAL SERVICES	120.00	-	91.68	28.32	23.6%
150-10-60240-12	EXTERMINATING	1,300.00	237.26	843.73	456.27	35.1%
150-10-60310-08	INTERNET	36,000.00	4,918.32	27,308.60	8,691.40	24.1%
150-10-60580-12	LANDSCAPING	575.00	-	366.68	208.32	36.2%
150-10-60580-12	REFUSE COLLECTION	900.00	100.82	1,109.02	(209.02)	-23.2%
150-10-60600-12	SECURITY & ALARM SYSTEMS	2,730.00	32.99	1,521.17	1,208.83	44.3%
150-10-60620-08	INDIVIDUAL SOFTWARE LICENSING	700.00	-	290.29	409.71	58.5%
150-10-60630-08	SYSTEM SERVER HOSTING	2,311.00	(5.42)	1,497.23	813.77	35.2%
150-10-60740-12	WATER & ICE (DRINKING)	3,900.00	289.50	3,714.66	185.34	4.8%
	Subtotal	50,536.00	5,743.51	38,475.47	12,060.53	23.9%
Professional Services						
150-10-61020-12	ADMIN MEDICAL DIR - CONTRACT	15,000.00	-	11,250.00	3,750.00	25.0%
150-10-61060-12	NEW HIRE HR ADVERTISING	100.00	-	-	100.00	100.0%
150-10-61100-12	BACKGROUND / CREDIT REPORTG	1,000.00	59.00	383.00	617.00	61.7%
150-10-61160-08	CIS MAINT CONTRACT	2,500.00	-	-	2,500.00	100.0%
150-10-61170-08	CIS WEB HOSTING / DOMAIN CERTIFICATES	1,000.00	33.00	737.39	262.61	26.3%
150-10-61250-12	FIRE CHIEF SEARCH CONTINGENCY	10,000.00	-	-	10,000.00	100.0%
150-10-61260-12	CPA AUDIT SERVICES	4,000.00	-	4,000.00	-	0.0%
150-10-61300-12	LABOR RELATIONS CONSULTING/CONFERENCES	2,667.00	-	3,049.85	(382.85)	-14.0%
150-10-61700-12	VEHICLE / PROPERTY / LIABILITY INS	24,349.00	-	18,485.54	5,863.46	24.1%
150-10-61860-12	GOVERNING BOARD LEGAL SERVICES	10,000.00	-	2,804.30	7,195.70	72.0%
150-10-61880-12	HR / INVESTIGATION LEGAL SERVICES	-	-	-	-	0.0%
150-10-61920-12	MEDICAL EXAM SERVICES	350.00	65.00	325.00	25.00	7.1%
150-10-62020-12	PRINTING / PUBLISHING SERVICES	800.00	107.51	506.94	293.06	36.6%
150-10-62060-12	PROFESSIONAL ORGS / MEMBERSHIP	900.00	-	2,135.00	(1,235.00)	-137.2%
150-10-62105-08	GLOBAL SOFTWARE LICENSING	23,000.00	7,926.84	30,774.94	(7,774.94)	-33.8%
	Subtotal	95,666.00	8,191.35	74,451.96	21,214.04	22.2%
Training Services						
150-10-63000-10	ADMIN FEES, BONDS & LEASES	350.00	15.00	100.03	249.97	71.4%
150-10-63140-10	INTEREST & FINANCE CHARGES	7,500.00	-	4,967.10	2,532.90	33.8%
150-10-63150-10	FINANCIAL RESERVE	101,624.10	-	-	101,624.10	100.0%
150-10-63200-10	BILLING & COLLECTIONS FEES	152,469.00	14,309.79	116,169.87	36,299.13	23.8%
150-10-64020-12	ADMIN TRAINING / CONFERENCES	600.00	-	394.54	205.46	34.2%
150-10-64040-12	BOARD OF DIRECTORS TRAINING	100.00	-	-	100.00	100.0%
150-10-64060-12	COLLEGE TUITION REIMBURSEMENT	6,715.00	-	593.40	6,121.60	91.2%
	Subtotal	269,358.10	14,324.79	122,224.94	147,133.16	54.6%
	Administrative Services Operating Expense Total:	547,001.10	36,881.59	338,088.40	208,912.70	38.2%
	TOTAL ADMINISTRATIVE SERVICES	1,219,310.10	86,526.42	916,470.73	302,839.37	24.8%
DIVISION 20: TECHNICAL SERVICES						
Wages						
150-20-50020-10	FLEET & FACILITIES STAFF	6,442.00	1,604.56	16,886.25	(10,444.25)	-162.1%
	Technical Services Wages Total:	6,442.00	1,604.56	16,886.25	(10,444.25)	-162.1%
Equipment & Machinery						
150-20-54050-20	DIAGNOSTIC SOFTWARE	300.00	177.80	531.80	(231.80)	-77.3%
Operating Supplies						
150-20-55400-20	MECH EQUIPMENT, PARTS & SUPPLIES	650.00	-	409.12	240.88	37.1%
150-20-55580-20	TIRES	12,000.00	1,900.22	9,501.05	2,498.95	20.8%
150-20-55620-20	VEHICLE PARTS	10,000.00	96.09	15,928.64	(5,928.64)	-59.3%
	Subtotal	22,650.00	1,996.31	25,838.81	(3,188.81)	-14.1%
Parts & Supplies						
150-20-56800-20	FLUIDS (ANTIFREEZE, BRAKE, TRANSMISSION)	600.00	144.62	745.90	(145.90)	-24.3%
150-20-56880-20	FUEL - DIESEL	24,200.00	2,375.05	23,162.66	1,037.34	4.3%
150-20-56900-20	FUEL - UNLEADED	1,600.00	36.31	882.22	717.78	44.9%
150-20-57060-20	MISCELLANEOUS SHOP SUPPLIES	500.00	19.70	807.32	(307.32)	-61.5%
150-20-57140-20	ENGINE OIL	2,000.00	-	1,904.60	95.40	4.8%
150-20-58120-20	UNIFORMS & TOWELS (TECH SRVS)	377.00	28.85	269.07	107.93	28.6%
	Subtotal	29,277.00	2,604.53	27,771.77	1,505.23	5.1%
Professional Services						
150-20-61460-20	HAZARDOUS WASTE DISPOSAL	190.00	-	113.01	76.99	40.5%
150-20-62140-20	REPAIR & MAINTENANCE - FLEET	2,600.00	-	1,350.00	1,250.00	48.1%
	Subtotal	2,790.00	-	1,463.01	1,326.99	47.6%
Training Services						
150-20-64470-20	FLEET SERVICES TRAINING	2,000.00	-	-	2,000.00	100.0%
	Technical Services Operating Expense Total:	57,017.00	4,778.64	55,605.39	1,411.61	2.5%
	TOTAL TECHNICAL SERVICES	63,459.00	6,383.20	72,491.64	(9,032.64)	-14.2%



Superstition Fire & Medical District Income Statement - Detail

For Fiscal: 2019-2020 Period Ending: 4/30/20

		Original Total Budget	Current Month Actual	YTD Actual Activity	Forecasted Remaining Budget	% Budget Remaining
DIVISION 30: COMMUNICATIONS SERVICES						
Operating Services						
150-30-59080-15	PHONE / E-911 COMMUNICATION CIRCUITS	2,375.00	185.67	1,856.70	518.30	● 21.8%
150-30-60020-15	TOPAZ / G2 MAINTENANCE	9,400.00	93.33	3,823.01	5,576.99	● 59.3%
150-30-60340-08	MCT MAINTENANCE	6,723.00	1,680.75	5,042.14	1,680.86	● 25.0%
150-30-60350-08	MOBILE DATA OPERATIONS	8,000.00	808.26	6,674.17	1,325.83	● 16.6%
150-30-60560-15	RADIO INFO SYSTEMS MAINTENANCE	1,250.00	-	75.00	1,175.00	● 94.0%
	Subtotal	27,748.00	2,768.01	17,471.02	10,276.98	● 37.0%
Professional Services						
150-30-61440-15	DISPATCH SERVICES - MFMD	145,996.00	13,777.46	120,519.94	25,476.06	● 17.4%
TOTAL COMMUNICATIONS SERVICES		173,744.00	16,545.47	137,990.96	35,753.04	● 20.6%
DIVISION 40: TRANSPORT SERVICES						
Wages						
150-40-50040-10	ASSISTANT CHIEFS	7,725.00	594.23	6,239.42	1,485.58	● 19.2%
150-40-50140-10	CON OPERATIONS MANAGEMENT	146,110.00	11,239.19	118,988.98	27,121.02	● 18.6%
150-40-51010-10	BATTALION CHIEFS	10,399.00	799.92	8,399.20	1,999.80	● 19.2%
150-40-51030-10	CAPTAINS	29,595.00	2,276.54	23,903.65	5,691.35	● 19.2%
150-40-51600-10	PARAMEDIC (FULL TIME)	560,244.00	41,202.56	442,645.84	117,598.16	● 21.0%
150-40-51650-10	EMT (FULL TIME)	459,314.00	35,373.52	360,502.80	98,811.20	● 21.5%
150-40-51700-10	PARAMEDIC (PART TIME)	-	-	3,676.00	(3,676.00)	● 0.0%
150-40-51750-10	EMT (PART TIME)	-	-	3,472.88	(3,472.88)	● 0.0%
150-40-51800-10	SWORN COVERAGE - WAGES	-	5,419.87	60,223.01	(60,223.01)	● 0.0%
	Subtotal	1,213,387.00	96,905.83	1,028,051.78	185,335.22	● 15.3%
OT / Other Wages						
150-40-52015-10	INJURY WAGES	-	-	-	-	● 0.0%
150-40-52560-10	HOLIDAY PAY	35,576.00	-	25,693.00	9,883.00	● 27.8%
150-40-52740-12	REGULAR OVERTIME	48,017.00	1,791.38	50,419.95	(2,402.95)	● -5.0%
150-40-52750-12	SPECIAL OVERTIME	300.00	-	300.00	300.00	● 100.0%
150-40-52800-12	CONTRACTED SPECIAL EVENTS OVERTIME	1,000.00	-	-	1,000.00	● 100.0%
150-40-52850-47	SCBA OVERTIME	1,000.00	-	678.48	321.52	● 32.2%
150-40-53140-41	EMS TRAINING OT	-	-	-	-	● 0.0%
150-40-53380-41	NEW HIRE TRAINING	-	-	-	-	● 0.0%
	Subtotal	85,893.00	1,791.38	76,791.43	9,101.57	● 11.0%
Transport Services Wages Total:		1,299,280.00	98,697.21	1,104,843.21	194,436.79	● 15.0%
Equipment & Machinery						
150-40-54000-10	VEHICLE / EQUIPMENT LEASE PAYMENTS	175,148.00	-	175,147.68	0.32	● 0.0%
150-40-54080-41	EMS EQUIP & MACHINERY (ASSET)	2,000.00	-	-	2,000.00	● 100.0%
150-40-54300-42	PHYSICAL FITNESS EQUIPMENT (ASSET)	667.00	-	667.00	-	● 0.0%
	Subtotal	177,815.00	-	175,814.68	2,000.32	● 1.1%
Operating Supplies						
150-40-55100-41	EMS PARTS & SUPPLIES	5,000.00	-	4,792.39	207.61	● 4.2%
150-40-55440-42	PHYSICAL FITNESS TRAINING, TOOLS & SUPPLIES	1,000.00	-	-	1,000.00	● 100.0%
150-40-55480-42	SAFETY EQUIPMENT, PARTS & SUPPLIES	300.00	-	263.84	36.16	● 12.1%
150-40-56450-41	EMS MEDICAL SUPPLIES	180,000.00	7,275.44	161,058.13	18,941.87	● 10.5%
150-40-56460-41	EMS MEDICATION RESTOCK SUPPLIES	25,000.00	1,600.20	10,626.88	14,373.12	● 57.5%
150-40-56500-41	COVID SUPPLIES	-	41,713.99	41,713.99	(41,713.99)	● 0.0%
150-40-57000-41	IMMUNIZATION CLINIC SUPPLIES	6,000.00	-	4,088.41	1,911.59	● 31.9%
150-40-57245-42	PPE REPLACEMENT	1,000.00	216.15	648.45	351.55	● 35.2%
	Subtotal	218,300.00	50,805.78	223,192.09	(4,892.09)	● -2.2%
Operating Services						
150-40-60040-41	BIO-HAZARD WASTE	2,000.00	279.91	1,683.64	316.36	● 15.8%
150-40-60700-12	TOWEL & LINEN SERVICES	2,500.00	251.75	2,405.24	94.76	● 3.8%
	Subtotal	4,500.00	531.66	4,088.88	411.12	● 9.1%
Professional Services						
150-40-61120-12	BAY DOOR MAINTENANCE	2,600.00	-	3,399.32	(799.32)	● -30.7%
150-40-61530-41	EMS CARDIAC MONITOR MAINT & SUPP	7,900.00	-	7,922.76	(22.76)	● -0.3%
150-40-61650-12	INFECTION CONTROL MEDICAL EXAM SERVICE	1,000.00	-	-	1,000.00	● 100.0%
	Subtotal	11,500.00	-	11,322.08	177.92	● 1.5%
Training Services						
150-40-64020-41	EMS CONFERENCES / OUTSIDE TRAINING	500.00	-	-	500.00	● 100.0%
150-40-64400-42	HEALTH, SAFETY, & WELLNESS TRNG & SUPPLIES	667.00	-	-	667.00	● 100.0%
	Subtotal	1,167.00	-	-	1,167.00	● 100.0%
Transport Services Operating Expense Total:		413,282.00	51,337.44	414,417.73	(1,135.73)	● -0.3%
TOTAL TRANSPORT OPERATIONS		1,712,562.00	150,034.65	1,519,260.94	193,301.06	● 11.3%



Superstition Fire & Medical District Income Statement - Detail

For Fiscal: 2019-2020 Period Ending: 4/30/20

		Original Total Budget	Current Month Actual	YTD Actual Activity	Forecasted Remaining Budget	% Budget Remaining
DIVISION 50: COMMUNITY SERVICES / FIRE PREVENTION						
	Parts & Supplies					
150-50-56920-50	SAFETY & EDUCATION PROMOTIONAL MATERIALS	500.00	-	484.11	15.89	3.2% ●
	Professional Services					
150-50-61370-50	COMMUNITY RELATIONS PRINTED MATERIALS	500.00	-	484.11	15.89	3.2% ●
TOTAL COMMUNITY SERVICES / FIRE PREVENTION		1,000.00	-	968.22	31.78	3.2% ●
GRAND TOTAL TRANSPORT SERVICES FUND		\$ 3,170,075.10	\$ 259,489.74	\$ 2,647,182.49	\$ 522,892.61	16.5% ●
Net Financial Sources (Uses):		\$ (119,141.10)	\$ 92,456.27	\$ 77,838.34	\$ (196,979.44)	
Beginning Unrestricted Fund Balance July 1, 2019		\$119,141.10				



Superstition Fire & Medical District Income Statement - Detail

For Fiscal: 2019-2020 Period Ending: 4/30/20

		Original Total Budget	Current Month Actual	YTD Actual Activity	Forecasted Remaining Budget	% Budget Remaining
Fund: 200 - CAPITAL PROJECTS						
Revenue						
Direct Taxes						
200-10-41000-10	REAL & SECURED PROPERTY TAXES	939,048.00	222,672.82	898,883.88	40,164.12	4.3%
200-10-41050-10	UNSECURED PERS PROPERTY TAXES	76,310.00	4,949.29	71,141.74	5,168.26	6.8%
200-10-41080-10	MARICOPA COUNTY PROPERTY TAXES	1,085.00	-	-	1,085.00	100.0%
200-10-41200-10	SRP CONTRIBUTIONS	28,233.00	-	14,055.40	14,177.60	50.2%
	Subtotal	\$ 1,044,676.00	\$ 227,622.11	\$ 984,081.02	\$ 60,594.98	5.8%
200-10-45700-10	INVESTMENT EARNINGS	10,000.00	1,360.85	11,931.83	(1,931.83)	-19.3%
200-10-45900-10	OTHER INCOME	-	-	-	-	0.0%
200-80-48020-10	TRANSFER IN (150 FUND)	25,000.00	-	-	25,000.00	100.0%
200-80-48100-10	TRANSFER OUT (150 FUND)	-	-	-	-	0.0%
200-80-48100-10	TRANSFER OUT (400 FUND)	-	-	-	-	0.0%
200-90-49500-15	DISTRICT EQUIPMENT SALES	-	-	-	-	0.0%
	Revenue Total:	\$ 1,079,676.00	\$ 228,982.96	\$ 996,012.85	\$ 83,663.15	7.7%
Expense						
200-10-63000-10	ADMINISTRATIVE FEES	-	-	-	-	0.0%
200-10-63150-10	FINANCIAL RESERVE	335,957.74	0.11	33.71	335,924.03	100.0%
200-70-71002-25	BUILDINGS & SYSTEMS	65,839.00	12,896.01	53,837.84	12,001.16	18.2%
200-70-72240-20	VEHICLES / GENERAL PURPOSE	938,354.00	-	839,676.20	98,677.80	10.5%
200-70-72340-20	APPARATUS EQUIPMENT	81,582.00	-	12,508.34	69,073.66	84.7%
200-70-72510-30	COMM MICROWAVE UPGRADE	37,207.00	601.00	11,795.96	25,411.04	68.3%
200-70-52515-30	COMM SYSTEM SOFTWARE	10,000.00	-	20,805.97	(10,805.97)	-108.1%
200-70-72660-30	RADIO COMM EQUIP - PORTABLE	32,575.00	-	78,799.78	(46,224.78)	-141.9%
200-70-72670-40	RADIO COMM EQUIP - WIRELESS	-	-	-	-	0.0%
200-70-72740-40	FIRE PROT EQUIP - SPECIALIZED	40,000.00	1,912.35	1,912.35	38,087.65	95.2%
200-70-72765-47	SCBA EQUIPMENT	14,134.00	-	14,132.53	1.47	0.0%
200-70-72770-47	SCBA PACKS & BOTTLES	8,700.00	-	8,687.88	12.12	0.1%
200-70-72800-40	THERMAL IMAGING CAMERAS	-	-	-	-	0.0%
200-70-73420-41	EMS CAPITAL EQUIPMENT	115,300.00	-	112,543.74	2,756.26	2.4%
200-70-73515-15	COMPUTER EQUIPMENT	70,585.00	-	-	70,585.00	100.0%
200-70-73520-15	COMPUTER SOFTWARE	32,020.00	-	8,280.00	23,740.00	74.1%
200-70-73540-25	FACILITY EQUIPMENT	10,343.00	-	-	10,343.00	100.0%
200-70-73840-44	FITNESS EQUIPMENT	-	-	-	-	0.0%
	Expense Total:	\$ 1,792,596.74	\$ 15,409.47	\$ 1,163,014.30	\$ 629,582.44	35.1%
	Net Financial Sources (Uses):	\$ (712,920.74)	\$ 213,573.49	\$ (167,001.45)	\$ (485,324.31)	
	Beginning Restricted Fund Balance July 1, 2019	\$712,920.74				



Superstition Fire & Medical District Income Statement - Detail

For Fiscal: 2019-2020 Period Ending: 4/30/20

	Original Total Budget	Current Month Actual	YTD Actual Activity	Forecasted Remaining Budget	% Budget Remaining
Fund: 400 - SPECIAL REVENUE					
Revenue					
400-10-45700-10	INVESTMENT EARNINGS	600.00	89.15	735.67	(135.67) -22.6%
400-10-46700-10	GRANT - FIRE PREVENTION	-	-	-	0.0%
400-10-46750-10	GRANT - FEMA (SHARE)	-	-	-	0.0%
400-10-46750-10	GRANT - OTHER	-	-	-	0.0%
400-10-47020-41	AED DONATIONS	23,500.00	-	22,500.00	1,000.00 4.3%
400-10-47100-41	EMS CARDIAC DONATIONS	1,000.00	-	-	1,000.00 100.0%
400-10-47110-41	EMS EQUIPMENT DONATIONS	-	-	-	0.0%
400-10-47120-50	FIRE PREVENTION / PUBLIC EDUCATION	1,000.00	-	-	1,000.00 100.0%
400-10-47130-10	GENERAL DONATIONS	5,000.00	530.00	3,515.55	1,484.45 29.7%
400-80-48020-02	TRANSFER IN (200 Fund)	-	-	-	0.0%
400-80-48020-10	TRANSFER IN (100 Fund)	-	-	-	0.0%
400-80-48100-10	TRANSFER OUT (100 Fund)	-	-	-	0.0%
Revenue Total:	\$ 31,100.00	\$ 619.15	\$ 26,751.22	\$ 4,348.78	14.0%
Expense					
400-10-63000-10	ADMINISTRATIVE FEES	-	-	24.11	(24.11) 0.0%
400-10-63610-10	UNDESIGNATED INVESTMENT EARNINGS RES	327.86	-	-	327.86 100.0%
400-50-77250-50	AED DONATIONS - EXPENDITURES	25,000.00	3,511.51	22,507.41	2,492.59 10.0%
400-50-77260-50	EMS EQUIPMENT DONATIONS	-	-	-	0.0%
400-50-77270-50	FIRE PREVENTION / PUBLIC EDUCATION	250.00	-	-	250.00 100.0%
400-50-77280-50	GENERAL DONATIONS	25,000.00	77.50	949.78	24,050.22 96.2%
400-70-77510-41	EMS CARDIAC DONATIONS	28,960.00	-	-	28,960.00 100.0%
400-70-78700-10	GRANT - FIRE PREVENTION	-	-	-	0.0%
400-70-78800-10	GRANT - OTHER	-	-	-	0.0%
400-70-79440-10	FEMA GRANT (FEDERAL SHARE)	-	-	-	0.0%
Expense Total:	\$ 79,537.86	\$ 3,589.01	\$ 23,481.30	\$ 56,056.56	70.5%
Net Financial Sources (Uses):	\$ (48,437.86)	\$ (2,969.86)	\$ 3,269.92	\$ (51,707.78)	
Beginning Restricted Fund Balance July 1, 2019	\$48,437.86				



Superstition Fire & Medical District Income Statement - Detail

For Fiscal: 2019-2020 Period Ending: 4/30/20

		Original Total Budget	Current Month Actual	YTD Actual Activity	Forecasted Remaining Budget	% Budget Remaining
Fund: 500 - DEBT RETIREMENT PRINCIPAL						
Revenue						
500-10-41000-10	REAL & SECURED PROPERTY TAXES	469,524.00	115,743.25	468,718.79	805.21	0.2%
500-10-41050-10	UNSECURED PERS PROPERTY TAXES	38,155.00	2,647.32	37,520.50	634.50	1.7%
500-10-41200-10	SRP CONTRIBUTIONS	14,116.00	-	7,305.95	6,810.05	48.2%
500-10-45700-10	INVESTMENT EARNINGS	10,000.00	1,064.05	7,538.95	2,461.05	24.6%
Revenue Total:		\$ 531,795.00	\$ 119,454.62	\$ 521,084.19	\$ 10,710.81	2.0%
Expense						
500-10-63150-10	FINANCIAL RESERVE	215,692.27	0.05	18.67	215,673.60	100.0%
500-60-70500-10	DEBT SERVICE EXPENDITURE - PRINCIPAL	556,000.00	-	-	556,000.00	100.0%
Expense Total:		771,692.27	0.05	18.67	\$ 771,673.60	100.0%
Net Financial Sources (Uses):		(239,897.27)	\$ 119,454.57	\$ 521,065.52	\$ (760,962.79)	
Beginning Restricted Fund Balance July 1, 2019		\$239,897.27				

		Original Total Budget	Current Month Actual	YTD Actual Activity	Forecasted Remaining Budget	% Budget Remaining
Fund: 600 - DEBT RETIREMENT INTEREST						
Revenue						
600-10-41000-10	REAL & SECURED PROPERTY TAXES	169,029.00	35,672.74	143,046.73	25,982.27	15.4%
600-10-41050-10	UNSECURED PERS PROPERTY TAXES	13,736.00	868.01	11,591.22	2,144.78	15.6%
600-10-41200-10	SRP CONTRIBUTIONS	5,082.00	-	2,251.74	2,830.26	55.7%
600-10-45700-10	INVESTMENT EARNINGS	1,500.00	178.73	1,320.12	179.88	12.0%
Revenue Total:		\$ 189,347.00	\$ 36,719.48	\$ 158,209.81	\$ 31,137.19	16.4%
Expense						
600-10-63150-10	FINANCIAL RESERVE	92,022.23	0.02	9.98	92,012.25	100.0%
600-60-70550-10	DEBT SERVICE EXPENDITURE - INTEREST	139,122.80	-	69,430.51	69,692.29	50.1%
Expense Total:		\$ 231,145.03	\$ 0.02	\$ 69,440.49	\$ 161,704.54	70.0%
Net Financial Sources (Uses):		\$ (41,798.03)	\$ 36,719.46	\$ 88,769.32	\$ (130,567.35)	
Beginning Restricted Fund Balance July 1, 2019		\$41,798.03				

Superstition Fire & Medical District Monthly Pinal County Treasurer's Bank Account Reconciliation

100 General Fund

Reconciliation References:

- BB Previous month's bank ending balance / current month's bank beginning balance
- A Interest Income
- B Current month's Pinal County real property tax receipts
- C Current month's Pinal County personal property tax receipts
- D Current month's Maricopa County tax receipts
- E Current month's deposits
- F Current month's Accounts Payable disbursements
- G Current month's Payroll disbursements
- H Payroll wire service fees
- I Current month's refunded interest
- J Current month's bank ending balance
- K Accounts Payable checks outstanding at month-end
- L Payroll clearing account balance at month-end
- M Cash Balance per G/L Balance Sheet
- N Chase MasterCard credit card payment – warrant #1102029881 (paid 4/22/2020)



**Superstition Fire & Medical District
General (Fund 100) Cash Reconciliation
Fiscal Year 2019 - 2020
4/30/2020**

Book Balance as of:	4/1/2020	<u>Deposits (Cash Receipts)</u>	<u>Cash Disbursements</u>	<u>Refunded Taxes</u>	<u>Book Balance</u>
					<u>(6,604,488.28)</u>

33

Activity During the Month

Journal Entries:

Interest Income (Expense):

	5,910.94			5,910.94
--	----------	--	--	----------

A

Cash Receipts

2015 Real Estate Taxes				-
2016 Real Estate Taxes				-
2017 Real Estate Taxes				0.00
2018 Real Estate Taxes	7.29			7.29
2019 Real Estate Taxes	2,895,269.52		(482.64)	2,894,786.88
2007 Pers. Prop. Taxes	25.47			25.47
2008 Pers. Prop. Taxes	116.27			116.27
2009 Pers. Prop. Taxes	117.52			117.52
2010 Pers. Prop. Taxes	136.26			136.26
2011 Pers. Prop. Taxes	145.40			145.40
2012 Pers. Prop. Taxes	150.53			150.53
2013 Pers. Prop. Taxes	203.05			203.05
2014 Pers. Prop. Taxes	221.87			221.87
2015 Pers. Prop. Taxes	264.78			264.78
2016 Pers. Prop. Taxes	326.15		(0.04)	326.11
2017 Pers. Prop. Taxes	1,602.93		(0.02)	1,602.91
2018 Pers. Prop. Taxes	950.32			950.32
2019 Pers. Prop. Taxes	61,892.38		(103.84)	61,788.54
SRP Contributions				-
FDAT				0.00
Maricopa County Taxes	329.04			329.04

B
C
D

Deposits

	21,358.16			21,358.16
--	-----------	--	--	-----------

D
E

Revenue Transfer

				0.00
--	--	--	--	------

Cash Disbursements

A) Accounts Payable Activity	(418,345.17)			(418,345.17)
B) Payroll Activity	(852,153.65)			(852,153.65)
C) Payroll Wire Fees	(75.00)			(75.00)
D) Stop Payment Fee				-
D) Transfer In / Out				-
D) Transfer In / Out				-
D) Transfer In / Out				-
E) Refund Interest	(1.37)			(1.37)

F
G
H
I

	<u>\$2,989,027.88</u>	<u>(1,270,575.19)</u>		<u>(3,886,622.13)</u>
--	-----------------------	-----------------------	--	-----------------------

Pinal County Bank Balance

Ending Bank Balance as of:	4/30/2020	Balance from YTD Column	<u>3,423,534.51</u>
----------------------------	-----------	-------------------------	---------------------

J

Less: Line of Credit Advances

Less: Line of Credit Interest

Plus: Line of Credit Payments

Less: Outstanding Warrants

Less:

	A/P Payroll	(120,488.68)		(120,488.68)
				0.00
				0.00

K

3,303,045.83

				416,244.91
--	--	--	--	------------

L

				0.00
--	--	--	--	------

				100.00
--	--	--	--	--------

3,719,390.74

Prepared by: [Signature] 5/4/2020

Reviewed by: [Signature] 5/5/2020

				3,719,390.74
--	--	--	--	--------------

M

				0.00
--	--	--	--	------



Pinal County Treasurer

Monthly Statement

Date Range: 4/1/2020 to 4/30/2020

Account	Period	YTD		
6116421001	Superstition Fire & Medical District			
Begin Balance:	2,096,982.37	2,323,341.02		
Income:	2,988,441.34	14,386,000.24		
LOC Advance:	.00	368,346.75		
Expense:	(1,661,889.20)	(13,285,806.75)	LOC:	.00
LOC Payments:	.00	(368,346.75)	Warrants Outstanding:	(120,488.68)
Cash Balance:	(J) 3,423,534.51	3,423,534.51	End:	3,303,045.83

Monthly Statement Summary

Source Code	Description	MTDAmount	YTDAmount
6116421001	Superstition Fire & Medical District	Beginning Balance: 2,096,982.37	2,323,341.02
11100.2015	2015 Real Estate Taxes	.00	2.54
11100.2016	2016 Real Estate Taxes	.00	4.51
11100.2017	2017 Real Estate Taxes	.00	2.43
11100.2018	2018 Real Estate Taxes	7.29	172,590.80
11100.2019	2019 Real Estate Taxes	2,894,786.88	11,512,989.75
12100.2003	2003 Personal Property Taxes	.00	218.72
12100.2007	2007 Personal Property Taxes	25.47	132.21
12100.2008	2008 Personal Property Taxes	116.27	117.33
12100.2009	2009 Personal Property Taxes	117.52	132.47
12100.2010	2010 Personal Property Taxes	136.26	275.10
12100.2011	2011 Personal Property Taxes	145.40	349.28
12100.2012	2012 Personal Property Taxes	150.53	390.82
12100.2013	2013 Personal Property Taxes	203.05	652.83
12100.2014	2014 Personal Property Taxes	221.87	1,105.16
12100.2015	2015 Personal Property Taxes	264.78	1,412.79
12100.2016	2016 Personal Property Taxes	326.11	3,971.11
12100.2017	2017 Personal Property Taxes	1,602.91	4,445.83
12100.2018	2018 Personal Property Taxes	950.32	23,643.08
12100.2019	2019 Personal Property Taxes	61,788.54	896,696.15
14100.0	Salt River Contribution	.00	182,722.91
15130.0	Contributions Fire Assistance	.00	400,000.00
15150.0	Maricopa County Tax Collection	329.04	12,960.41
21100.40	Wells Fargo Bank Investment Interest	18.04	431.81
21100.41	Wells Fargo Repo Investment Interest	.00	4,711.97
21100.43	Wells Fargo Trust Investment Interest	9.34	227.92
21100.46	Wells Fargo Investment Investment Interest	1,213.37	6,786.25
21100.47	WF Money Market Investment Interest	221.93	834.49
21100.48	WF Brokerage Account Investment Interest	917.83	1,543.99
21100.55	Multi-Bank Securities Investment Interest	664.74	2,959.77
21100.70	Vining Sparks Investment Interest	2,753.70	15,891.76
21100.80	Stifel Nicolaus & Company Investment Interest	111.99	4,715.11
73160.0	Deposits	21,358.16	748,650.84
73100.0	Revenue Transfer	.00	16,083.35
76100.0	Line of Credit Advance	.00	368,346.75
90400.0	Refund Interest	(1.37)	(439.98)
90930.0	Warrants Redeemed	(418,345.17)	(4,781,762.85)
91010.0	Line of Credit Payments	.00	(368,346.75)
91020.0	Line of Credit Interest Payment	.00	(882.19)

(B)
 \$2,894,794.12

(C)
 \$66,049.03

(D)

(A)
 \$5,910.94

(E)

(F) **(I)**



Pinal County Treasurer

Monthly Statement

Date Range: 4/1/2020 to 4/30/2020

91220.0	Disbursed by County Treasurer	(1,243,467.66)	(8,133,824.98)
91280.0	Outgoing Wire Fee	(60.00)	(440.00)
91290.0	Outgoing Wire Surcharge	(15.00)	(110.00)
		Ending Balance: 3,423,534.51	3,423,534.51

(H) \$7500 <

Monthly Statement Detail

Date	Notes	Doc #	Amount	C/D
6116421001 Superstition Fire & Medical District			Beginning Balance: 2,096,982.37	
11100.2018 2018 Real Estate Taxes			Source Code Total: 7.29	
04/15	Tax Distribution	0	2.43	C
04/17	Tax Distribution	0	4.86	C
11100.2019 2019 Real Estate Taxes			Source Code Total: 2,894,786.88	
04/01	Tax Distribution	0	3,898.65	C
04/01	Tax Distribution	0	10,053.67	C
04/01	Tax Distribution	0	4,245.28	C
04/01	Tax Distribution	0	4,481.67	C
04/02	Tax Distribution	0	5,066.05	C
04/02	Tax Distribution	0	4,702.36	C
04/02	Tax Distribution	0	12,216.89	C
04/02	Tax Distribution	0	6,483.61	C
04/02	Tax Distribution	0	3,748.87	C
04/03	Tax Distribution	0	6,433.25	C
04/03	Tax Distribution	0	5,205.17	C
04/03	Tax Distribution	0	11,424.63	C
04/03	Tax Distribution	0	4,484.89	C
04/06	Tax Distribution	0	7,352.55	C
04/06	Tax Distribution	0	8,640.62	C
04/06	Tax Distribution	0	6,045.51	C
04/06	Tax Distribution	0	11,354.86	C
04/06	Tax Distribution	0	5,179.64	C
04/07	Tax Distribution	0	8,498.45	C
04/07	Tax Distribution	0	14,901.96	C
04/07	Tax Distribution	0	1.70	C
04/08	Tax Distribution	0	(245.97)	C
04/08	Tax Distribution	0	4,150.38	C
04/08	Tax Distribution	0	138.43	C
04/08	Tax Distribution	0	5,379.52	C
04/08	Tax Distribution	0	11,643.27	C
04/08	Tax Distribution	0	2,561.11	C
04/09	Tax Distribution	0	193.88	C
04/09	Tax Distribution	0	4,892.80	C
04/10	Tax Distribution	0	8,837.09	C
04/10	Tax Distribution	0	16,189.52	C
04/13	Tax Distribution	0	8,029.66	C
04/13	Tax Distribution	0	6,351.22	C
04/13	Tax Distribution	0	18,170.74	C
04/14	Tax Distribution	0	4,414.62	C
04/14	Tax Distribution	0	22,146.46	C
04/14	Tax Distribution	0	6,424.52	C
04/14	Tax Distribution	0	10,244.01	C
04/14	Tax Distribution	0	6,011.83	C
04/15	Tax Distribution	0	(85.64)	C
04/15	Tax Distribution	0	2,003.27	C
04/15	Tax Distribution	0	1,192.35	C
04/15	Tax Distribution	0	1,327.46	C
04/15	Tax Distribution	0	15,545.10	C
04/15	Tax Distribution	0	5,558.64	C

+24597
85
15123
2895261

482



Pinal County Treasurer

Monthly Statement

Date Range: 4/1/2020 to 4/30/2020

04/15 Tax Distribution	0	1,019.60	C
04/16 Tax Distribution	0	4,744.57	C
04/16 Tax Distribution	0	490.06	C
04/16 Tax Distribution	0	9,007.54	C
04/16 Tax Distribution	0	3,391.80	C
04/16 Tax Distribution	0	4,538.92	C
04/17 Tax Distribution	0	6,082.57	C
04/17 Tax Distribution	0	993.82	C
04/17 Tax Distribution	0	3,001.76	C
04/17 Tax Distribution	0	5,662.53	C
04/20 Tax Distribution	0	(151.03)	C
04/20 Tax Distribution	0	1,912.54	C
04/20 Tax Distribution	0	1,320,007.85	C
04/20 Tax Distribution	0	17,842.62	C
04/20 Tax Distribution	0	25,622.51	C
04/21 Tax Distribution	0	8,877.11	C
04/21 Tax Distribution	0	6,370.99	C
04/21 Tax Distribution	0	11,952.79	C
04/21 Tax Distribution	0	33,197.62	C
04/21 Tax Distribution	0	11,459.69	C
04/21 Tax Distribution	0	3,426.68	C
04/21 Tax Distribution	0	12,361.42	C
04/22 Tax Distribution	0	2,180.54	C
04/22 Tax Distribution	0	102,442.50	C
04/22 Tax Distribution	0	192.44	C
04/22 Tax Distribution	0	11,790.45	C
04/22 Tax Distribution	0	4,649.33	C
04/22 Tax Distribution	0	634.68	C
04/23 Tax Distribution	0	23,925.45	C
04/23 Tax Distribution	0	5,046.52	C
04/23 Tax Distribution	0	13,181.86	C
04/23 Tax Distribution	0	6,672.44	C
04/23 Tax Distribution	0	5,888.02	C
04/24 Tax Distribution	0	9,649.53	C
04/24 Tax Distribution	0	18,810.24	C
04/24 Tax Distribution	0	3,062.68	C
04/24 Tax Distribution	0	11,910.42	C
04/27 Tax Distribution	0	9,806.28	C
04/27 Tax Distribution	0	322,471.20	C
04/27 Tax Distribution	0	22,245.85	C
04/27 Tax Distribution	0	2,164.91	C
04/27 Tax Distribution	0	35,848.60	C
04/28 Tax Distribution	0	23,518.87	C
04/28 Tax Distribution	0	141,409.27	C
04/28 Tax Distribution	0	36,398.87	C
04/28 Tax Distribution	0	31,695.87	C
04/28 Tax Distribution	0	6,394.78	C
04/28 Tax Distribution	0	5,866.65	C
04/28 Tax Distribution	0	15,099.13	C
04/29 Tax Distribution	0	89,886.77	C
04/29 Tax Distribution	0	17,538.09	C
04/29 Tax Distribution	0	31,650.40	C
04/29 Tax Distribution	0	1,499.50	C
04/29 Tax Distribution	0	1,307.49	C
04/30 Tax Distribution	0	11,160.88	C
04/30 Tax Distribution	0	17,596.86	C
04/30 Tax Distribution	0	15,681.17	C



Pinal County Treasurer

Monthly Statement

Date Range: 4/1/2020 to 4/30/2020

04/30	Tax Distribution	0	24,941.23	C	
04/30	Tax Distribution	0	7,742.37	C	
04/30	Tax Distribution	0	5,516.23	C	
12100.2007 2007 Personal Property Taxes			Source Code Total: 25.47		
04/08	Tax Distribution	0	25.47	C	
12100.2008 2008 Personal Property Taxes			Source Code Total: 116.27		
04/08	Tax Distribution	0	116.27	C	
12100.2009 2009 Personal Property Taxes			Source Code Total: 117.52		
04/08	Tax Distribution	0	117.52	C	
12100.2010 2010 Personal Property Taxes			Source Code Total: 136.26		
04/08	Tax Distribution	0	136.26	C	
12100.2011 2011 Personal Property Taxes			Source Code Total: 145.40		
04/08	Tax Distribution	0	141.61	C	
04/15	Tax Distribution	0	3.79	C	
12100.2012 2012 Personal Property Taxes			Source Code Total: 150.53		
04/08	Tax Distribution	0	150.53	C	
12100.2013 2013 Personal Property Taxes			Source Code Total: 203.05		
04/06	Tax Distribution	0	12.67	C	
04/08	Tax Distribution	0	160.05	C	
04/20	Tax Distribution	0	20.30	C	
04/28	Tax Distribution	0	10.03	C	
12100.2014 2014 Personal Property Taxes			Source Code Total: 221.87		
04/06	Tax Distribution	0	26.52	C	
04/08	Tax Distribution	0	150.65	C	
04/16	Tax Distribution	0	23.55	C	
04/28	Tax Distribution	0	8.91	C	
04/29	Tax Distribution	0	12.24	C	
12100.2015 2015 Personal Property Taxes			Source Code Total: 264.78		
04/06	Tax Distribution	0	26.00	C	
04/07	Tax Distribution	0	3.27	C	
04/08	Tax Distribution	0	148.42	C	
04/16	Tax Distribution	0	87.09	C	
12100.2016 2016 Personal Property Taxes			Source Code Total: 326.11		
04/01	Tax Distribution	0	(.02)	C	.02
04/02	Tax Distribution	0	17.76	C	.02
04/06	Tax Distribution	0	26.49	C	
04/08	Tax Distribution	0	148.98	C	
04/13	Tax Distribution	0	14.38	C	
04/14	Tax Distribution	0	7.71	C	
04/16	Tax Distribution	0	87.68	C	
04/22	Tax Distribution	0	(.02)	C	
04/23	Tax Distribution	0	13.07	C	
04/27	Tax Distribution	0	10.08	C	
12100.2017 2017 Personal Property Taxes			Source Code Total: 1,602.91		
04/01	Tax Distribution	0	.01	C	.02
04/03	Tax Distribution	0	12.75	C	
04/06	Tax Distribution	0	26.49	C	
04/07	Tax Distribution	0	6.81	C	
04/08	Tax Distribution	0	148.97	C	
04/10	Tax Distribution	0	108.77	C	
04/13	Tax Distribution	0	32.18	C	
04/14	Tax Distribution	0	98.62	C	
04/15	Tax Distribution	0	8.42	C	
04/16	Tax Distribution	0	87.72	C	
04/20	Tax Distribution	0	28.24	C	
04/20	Tax Distribution	0	4.40	C	
04/20	Tax Distribution	0	95.63	C	

Handwritten notes and calculations:

- 04
- 02
- 02
- 326.15
- 02
- 1602.93



Pinal County Treasurer

Monthly Statement

Date Range: 4/1/2020 to 4/30/2020

04/22	Tax Distribution	0	(.02)	C
04/23	Tax Distribution	0	6.68	C
04/27	Tax Distribution	0	10.08	C
04/29	Tax Distribution	0	909.56	C
04/30	Tax Distribution	0	17.60	C
12100.2018 2018 Personal Property Taxes			Source Code Total: 950.32	
04/01	Tax Distribution	0	202.68	C
04/06	Tax Distribution	0	26.49	C
04/08	Tax Distribution	0	153.22	C
04/08	Tax Distribution	0	.48	C
04/10	Tax Distribution	0	107.10	C
04/13	Tax Distribution	0	32.18	C
04/14	Tax Distribution	0	42.39	C
04/16	Tax Distribution	0	68.10	C
04/20	Tax Distribution	0	27.64	C
04/20	Tax Distribution	0	17.39	C
04/20	Tax Distribution	0	74.98	C
04/22	Tax Distribution	0	4.71	C
04/23	Tax Distribution	0	5.64	C
04/24	Tax Distribution	0	9.49	C
04/29	Tax Distribution	0	177.83	C
12100.2019 2019 Personal Property Taxes			Source Code Total: 61,788.54	
04/01	Tax Distribution	0	388.45	C
04/01	Tax Distribution	0	1,280.81	C
04/01	Tax Distribution	0	10.10	C
04/01	Tax Distribution	0	115.61	C
04/01	Tax Distribution	0	141.32	C
04/02	Tax Distribution	0	130.20	C
04/02	Tax Distribution	0	200.47	C
04/02	Tax Distribution	0	930.83	C
04/02	Tax Distribution	0	457.75	C
04/02	Tax Distribution	0	31.31	C
04/03	Tax Distribution	0	530.66	C
04/03	Tax Distribution	0	338.77	C
04/03	Tax Distribution	0	340.68	C
04/06	Tax Distribution	0	143.10	C
04/06	Tax Distribution	0	585.27	C
04/06	Tax Distribution	0	558.46	C
04/06	Tax Distribution	0	483.79	C
04/06	Tax Distribution	0	38.57	C
04/07	Tax Distribution	0	643.21	C
04/07	Tax Distribution	0	625.44	C
04/08	Tax Distribution	0	246.02	C
04/08	Tax Distribution	0	337.45	C
04/08	Tax Distribution	0	1,006.45	C
04/08	Tax Distribution	0	.85	C
04/08	Tax Distribution	0	107.00	C
04/09	Tax Distribution	0	343.78	C
04/10	Tax Distribution	0	570.03	C
04/10	Tax Distribution	0	559.76	C
04/13	Tax Distribution	0	798.33	C
04/13	Tax Distribution	0	533.99	C
04/13	Tax Distribution	0	538.30	C
04/14	Tax Distribution	0	183.81	C
04/14	Tax Distribution	0	1,199.71	C
04/14	Tax Distribution	0	633.02	C
04/14	Tax Distribution	0	187.25	C

10384

61,892.38



Pinal County Treasurer

Monthly Statement

Date Range: 4/1/2020 to 4/30/2020

04/14 Tax Distribution	0	457.33	C
04/15 Tax Distribution	0	45.34	C
04/15 Tax Distribution	0	271.88	C
04/15 Tax Distribution	0	1,313.59	C
04/15 Tax Distribution	0	33.21	C
04/16 Tax Distribution	0	541.98	C
04/16 Tax Distribution	0	311.12	C
04/16 Tax Distribution	0	383.26	C
04/16 Tax Distribution	0	123.52	C
04/17 Tax Distribution	0	849.84	C
04/17 Tax Distribution	0	497.30	C
04/17 Tax Distribution	0	135.06	C
04/20 Tax Distribution	0	625.95	C
04/20 Tax Distribution	0	1,035.64	C
04/20 Tax Distribution	0	386.08	C
04/21 Tax Distribution	0	241.11	C
04/21 Tax Distribution	0	620.95	C
04/21 Tax Distribution	0	672.76	C
04/21 Tax Distribution	0	351.28	C
04/21 Tax Distribution	0	560.91	C
04/21 Tax Distribution	0	1,167.03	C
04/22 Tax Distribution	0	169.25	C
04/22 Tax Distribution	0	1,284.25	C
04/22 Tax Distribution	0	106.09	C
04/23 Tax Distribution	0	(103.84)	C
04/23 Tax Distribution	0	754.41	C
04/23 Tax Distribution	0	651.44	C
04/23 Tax Distribution	0	93.14	C
04/23 Tax Distribution	0	14.92	C
04/24 Tax Distribution	0	236.70	C
04/24 Tax Distribution	0	907.52	C
04/24 Tax Distribution	0	181.48	C
04/24 Tax Distribution	0	689.26	C
04/27 Tax Distribution	0	488.98	C
04/27 Tax Distribution	0	38.41	C
04/27 Tax Distribution	0	4,276.79	C
04/27 Tax Distribution	0	173.33	C
04/27 Tax Distribution	0	6,796.14	C
04/28 Tax Distribution	0	925.79	C
04/28 Tax Distribution	0	429.75	C
04/28 Tax Distribution	0	417.44	C
04/28 Tax Distribution	0	1,387.42	C
04/28 Tax Distribution	0	60.48	C
04/28 Tax Distribution	0	422.06	C
04/28 Tax Distribution	0	145.26	C
04/29 Tax Distribution	0	1,560.60	C
04/29 Tax Distribution	0	202.70	C
04/29 Tax Distribution	0	1,492.97	C
04/29 Tax Distribution	0	490.34	C
04/29 Tax Distribution	0	211.91	C
04/30 Tax Distribution	0	1,531.76	C
04/30 Tax Distribution	0	7,551.36	C
04/30 Tax Distribution	0	521.94	C
04/30 Tax Distribution	0	1,608.04	C
04/30 Tax Distribution	0	224.76	C
15150.0 Maricopa County Tax Collection			Source Code Total: 329.04
04/15 Superstition Fire Proceeds from Maricopa Co Wired	0	329.04	C



Pinal County Treasurer

Monthly Statement

Date Range: 4/1/2020 to 4/30/2020

21100.40 Wells Fargo Bank Investment Interest		Source Code Total: 18.04
04/01 Investment Interest	0	18.04 C
21100.43 Wells Fargo Trust Investment Interest		Source Code Total: 9.34
04/02 Investment Interest	0	9.34 C
21100.46 Wells Fargo Investment Investment Interest		Source Code Total: 1,213.37
04/27 Investment Interest	0	283.23 C
04/27 Investment Interest	0	326.12 C
04/27 Investment Interest	0	269.45 C
04/28 Investment Interest	0	334.57 C
21100.47 WF Money Market Investment Interest		Source Code Total: 221.93
04/01 Investment Interest	0	221.93 C
21100.48 WF Brokerage Account Investment Interest		Source Code Total: 917.83
04/01 Investment Interest	0	332.84 C
04/09 Investment Interest	0	584.99 C
21100.55 Multi-Bank Securities Investment Interest		Source Code Total: 664.74
04/09 Investment Interest	0	275.44 C
04/28 Investment Interest	0	372.16 C
04/30 Investment Interest	0	17.14 C
21100.70 Vining Sparks Investment Interest		Source Code Total: 2,753.70
04/01 Investment Interest	0	145.93 C
04/02 Investment Interest	0	299.52 C
04/13 Investment Interest	0	118.77 C
04/13 Investment Interest	0	135.86 C
04/17 Investment Interest	0	221.52 C
04/17 Investment Interest	0	369.22 C
04/30 Investment Interest	0	359.67 C
04/30 Investment Interest	0	391.35 C
04/30 Investment Interest	0	382.02 C
04/30 Investment Interest	0	329.84 C
21100.80 Stifel Nicolaus & Company Investment Interest		Source Code Total: 111.99
04/28 Investment Interest	0	111.99 C
73160.0 Deposits		Source Code Total: 21,358.16
04/09 WIRED MONEY TO GENERAL FUND	0	400.00 C
04/16 WIRED MONEY TO GENERAL FUND	0	120.00 C
04/23 WIRED MONEY TO GENERAL FUND	0	600.00 C
04/30 100.10.42600.15 Skousen / inv 5884 / ck 710396	0	20.00 C
04/30 100.10.42600.15 Law Office W Brown/inv 5883/3451	0	20.00 C
04/30 100.10.42600.15 Hastings&Hastings/inv 5882/54010	0	20.00 C
04/30 100.10.42600.15 Lexis Nexis/inv 5871/ck 1001220312	0	20.00 C
04/30 100.10.42600.15 Breyer Law/inv 5866/ck 20496	0	20.00 C
04/30 100.10.42600.15 JonesRazkowski/inv 5865/ck 28570	0	20.00 C
04/30 100.10.42600.15 Hastings&Hastings/inv 5858/53486	0	20.00 C
04/30 100.10.42600.15 GoldbergOsborne/5857/1000060748	0	20.00 C
04/30 100.10.42600.15 Tobler Law/inv 5856/ck 24443	0	20.00 C
04/30 100.10.42600.15 Thompso Law/inv 5855/ck 1541	0	20.00 C
04/30 100.10.42600.15 Levenbaum/inv 5848/ck 70315	0	20.00 C
04/30 100.10.42600.15 Rooney Law/inv 5874/ck 2743	0	20.00 C
04/30 100.10.42600.15 J Regnier/inv 5879/ck 1004	0	20.00 C
04/30 100.10.42600.15 Planning&Zoning/inv 5854/ck 173550	0	20.00 C
04/30 100.10.42700.50 Aurora Place/inv 5868/ck 40007344	0	100.00 C
04/30 100.10.53965.10 J Kevin / inv 5849 / ck 367379	0	276.10 C
04/30 100.10.53965.10 D Montgomery / inv 5797 / ck 7704	0	545.84 C
04/30 100.10.53965.10 P Bourgeois / inv 5798 / ck 103	0	1,271.58 C
04/30 100.10.53965.10 PSPRS / inv 5799 / ck 210998	0	663.51 C
04/30 100.10.42075.10 AZDoffForesty/inv 5853/ck 9619153	0	4,305.00 C
04/30 100.10.43300.50 CityofAJ/multiple/ck 101751	0	896.54 C
04/30 100.10.42200.41 AntennaSites/inv 5861/ck 20294	0	746.61 C



Pinal County Treasurer

Monthly Statement

Date Range: 4/1/2020 to 4/30/2020

04/30	100.10.45900.10 CAC/inv 5724/ck 905020	0	6,444.00	C
04/30	100.10.43200.20 FLOFD/inv 5859,5860/ck 116248	0	3,982.98	C
04/30	100.10.45900.10 SRC Oil/inv 5877/ck 11702	0	15.00	C
04/30	100.40.64550.41 CentralAZ Fire/inv 5880/756739122	0	611.00	C
04/30	WIRED MONEY TO GENERAL FUND	0	100.00	C
90400.0	Refund Interest			Source Code Total: (1.37)
04/02	163774 100-06-024F4 2019 Adjustment/Corr Refund	163774	(1.37)	D
90930.0	Warrants Redeemed			Source Code Total: (418,345.17)
04/01	Paid Warrants	0	(36,084.68)	D
04/02	Paid Warrants	0	(14,042.37)	D
04/03	Paid Warrants	0	(1,388.55)	D
04/06	Paid Warrants	0	(86,945.82)	D
04/07	Paid Warrants	0	(5,428.29)	D
04/08	Paid Warrants	0	(96,703.67)	D
04/09	Paid Warrants	0	(12,919.05)	D
04/10	Paid Warrants	0	(12,318.71)	D
04/13	Paid Warrants	0	(2,347.63)	D
04/14	Paid Warrants	0	(12,831.15)	D
04/15	Paid Warrants	0	(10,320.65)	D
04/16	Paid Warrants	0	(9,390.57)	D
04/17	Paid Warrants	0	(8,597.03)	D
04/20	Paid Warrants	0	(8,516.44)	D
04/21	Paid Warrants	0	(7,884.38)	D
04/22	Paid Warrants	0	(14,085.59)	D
04/23	Paid Warrants	0	(26,286.38)	D
04/24	Paid Warrants	0	(1,287.50)	D
04/27	Paid Warrants	0	(5,918.87)	D
04/28	Paid Warrants	0	(31,046.32)	D
04/29	Paid Warrants	0	(10,240.51)	D
04/30	Paid Warrants	0	(3,761.01)	D
91220.0	Disbursed by County Treasurer			Source Code Total: (1,243,467.66)
04/01	Fire Employees Payroll Direct Deposit	0	(224,207.36)	D
04/01	Fire District Federal & State P/R Taxes	0	(49,850.71)	D
04/01	Fire District 457, union dues, pac	0	(43,861.47)	D
04/01	Fire HSA	0	(9,449.78)	D
04/01	Fire PSPRS	0	(87,503.19)	D
04/16	Fire Employees Payroll Direct Deposit	0	(222,773.80)	D
04/16	Fire District Federal & State P/R Taxes	0	(49,542.41)	D
04/16	Fire District 457, union dues, pac	0	(43,812.17)	D
04/16	Fire HSA	0	(9,065.17)	D
04/16	Fire PSPRS	0	(87,256.69)	D
04/29	Fire Employees Payroll Direct Deposit	0	(225,420.65)	D
04/29	Fire District Federal & State P/R Taxes	0	(50,081.91)	D
04/29	Fire District 457, union dues, pac	0	(43,854.80)	D
04/29	Fire HSA	0	(9,065.17)	D
04/29	Fire PSPRS	0	(87,722.38)	D
91280.0	Outgoing Wire Fee			Source Code Total: (60.00)
04/01	Wire Transfer Chg P/R	0	(20.00)	D
04/16	Wire Transfer Chg P/R	0	(20.00)	D
04/29	Wire Transfer Chg P/R	0	(20.00)	D
0.0	Outgoing Wire Surcharge			Source Code Total: (15.00)
04/01	Wire Transfer Chg P/R	0	(5.00)	D
04/16	Wire Transfer Chg P/R	0	(5.00)	D
04/29	Wire Transfer Chg P/R	0	(5.00)	D

6116421001 Superstition Fire & Medical District

Ending Balance: 3,423,534.51

Warrant Detail



Pinal County Treasurer

Monthly Statement

Date Range: 4/1/2020 to 4/30/2020

Payee Name	Warrant	Amount	Issue Dt	Status Dt	Voucher
6116421001 Superstition Fire & Medical District					Account Total: 545,751.54
Fund: 1102					Fund Total: 431,555.48
Status: OUTS					Status Total: 120,488.68 (K)
APACHE JUNCTION UNIFIED	1102029732	5,355.92	03/11/20	03/11/20	
GEOF SHIVELY	1102029780	621.00	03/18/20	03/18/20	
MATTHEW PEREZ	1102029843	180.82	04/08/20	04/08/20	
PINNACLE PEAK HOLDING CORP	1102029868	552.95	04/15/20	04/15/20	
TOSHIBA BUSINESS SOLUTIONS,INC	1102029871	181.68	04/15/20	04/15/20	
WATER UTILITIES COMM FD DBA	1102029878	130.35	04/22/20	04/22/20	
CITY OF MESA	1102029885	186.67	04/22/20	04/22/20	
FIRST CALL AUTO & INDUSTRIAL	1102029890	30.42	04/22/20	05/01/20	
CADWELL IRREVOCABLE TRUST III	1102029898	264.33	04/22/20	05/01/20	
PROPHET NETWORK INTEGRATION,IN	1102029899	4,755.05	04/22/20	04/22/20	
RWC INTERNATIONAL, LTD	1102029902	107.25	04/22/20	05/01/20	
UNITED HEALTHCARE INSURANCE CO	1102029905	72,627.08	04/22/20	04/22/20	
AA COOLING AND HEATING LLC	1102029908	2,145.36	04/29/20	04/29/20	
APACHE JUNCTION UNIFIED	1102029909	5,047.11	04/29/20	04/29/20	
WATER UTILITIES COMM FD DBA	1102029910	36.29	04/29/20	04/29/20	
ARIZONA WATER COMPANY, INC.	1102029911	189.12	04/29/20	04/29/20	
AHS RESCUE LLC	1102029912	1,474.11	04/29/20	04/29/20	
PHOENIX NEWSPAPERS, INC. DBA	1102029913	372.00	04/29/20	04/29/20	
ARIZONA FORESTRY DIVISION	1102029914	1,382.72	04/29/20	04/29/20	
AT&T CORP	1102029915	765.79	04/29/20	04/29/20	
FEEDLTLINER OF ARIZONA, LLC	1102029916	172.58	04/29/20	04/29/20	
LANDS' END, INC	1102029917	131.23	04/29/20	04/29/20	
MAGIC PEST CONTROL	1102029918	662.74	04/29/20	04/29/20	
MEDIACOM	1102029919	5,691.84	04/29/20	04/29/20	
MEDIACOM	1102029920	344.26	04/29/20	04/29/20	
STANDARD INSURANCE COMPANY	1102029921	5,123.84	04/29/20	04/29/20	
TARGET SOLUTIONS LEARNING LLC	1102029922	8,856.67	04/29/20	04/29/20	
MATLICK ENTERPRISES INC DBA	1102029923	2,388.84	04/29/20	04/29/20	
WAXIE'S ENTERPRISES, INC	1102029924	710.66	04/29/20	04/29/20	
Status: PAID					Status Total: 304,149.11
APACHE JUNCTION UNIFIED	1102029698	5,351.48	03/04/20	04/06/20	
FOOTHILLS PUBLISHING INC	1102029709	103.76	03/04/20	04/01/20	
TOSHIBA BUSINESS SOLUTIONS,INC	1102029745	172.16	03/11/20	04/02/20	
ARIZONA BEST SEAL TEAM, DBA:	1102029769	1,093.34	03/18/20	04/06/20	
PHOENIX TECHNOLOGY SOLUTIONS	1102029775	66.00	03/18/20	04/03/20	
AETNA BEHAVIORAL HEALTH, LLC	1102029783	814.08	03/25/20	04/03/20	
AFLAC	1102029784	4,779.68	03/25/20	04/07/20	
WATER UTILITIES COMM FD DBA	1102029785	34.65	03/25/20	04/06/20	
ARIZONA WATER COMPANY, INC.	1102029786	648.61	03/25/20	04/07/20	
AT&T CORP	1102029787	943.73	03/25/20	04/06/20	
CAREFUSION 203, INC	1102029788	13.70	03/25/20	04/03/20	
COOKSON DOOR SALES OF AZ, INC	1102029789	408.00	03/25/20	04/01/20	
DELTA DENTAL OF ARIZONA	1102029790	5,380.04	03/25/20	04/01/20	
DELTA DENTAL INSURANCE COMPANY	1102029791	337.36	03/25/20	04/02/20	
ROBERT E DEBOW JR. CONST, INC.	1102029792	1,793.34	03/25/20	04/01/20	
ELLIOTT AUTO SUPPLY CO, INC.	1102029793	736.90	03/25/20	04/01/20	
FIRST CALL AUTO & INDUSTRIAL	1102029794	494.77	03/25/20	04/03/20	
FRONTIER SHOP SUPPLIES, INC	1102029795	565.20	03/25/20	04/06/20	
GINCO PLUMBING LLC	1102029796	375.00	03/25/20	04/01/20	
L. J. JRTIS & SONS	1102029799	939.44	03/25/20	04/01/20	
REDBURN TIRE COMPANY, INC.	1102029801	14,968.73	03/25/20	04/01/20	
RV STRIPES & GRAPHICS, INC.	1102029802	983.75	03/25/20	04/02/20	
GARY A. SMITH, MD, PLLC	1102029803	7,500.00	03/25/20	04/02/20	
STANDARD INSURANCE COMPANY	1102029804	5,207.70	03/25/20	04/01/20	
SUPERSTITION SAFETY SERV, LLC	1102029805	99.01	03/25/20	04/01/20	
MATLICK ENTERPRISES INC DBA	1102029806	5,275.40	03/25/20	04/01/20	



Pinal County Treasurer

Monthly Statement

Date Range: 4/1/2020 to 4/30/2020

UNITED HEALTHCARE INSURANCE CO	1102029808	72,627.08	03/25/20	04/06/20
VISION SERVICE PLAN	1102029809	797.36	03/25/20	04/01/20
WAXIE'S ENTERPRISES, INC	1102029810	5,049.10	03/25/20	04/02/20
ARIZONA WATER COMPANY, INC.	1102029812	188.42	03/31/20	04/10/20
CSC ELECTRICAL CONTRACTOR, LLC	1102029813	308.34	03/31/20	04/14/20
L.N. CURTIS & SONS	1102029814	12,919.05	03/31/20	04/09/20
PITNEY BOWES	1102029815	93.68	03/31/20	04/14/20
SALT RIVER PROJECT	1102029816	2,975.90	03/31/20	04/08/20
JOSE MILTON SANTIBANEZ LOPEZ,	1102029817	6,330.34	03/31/20	04/06/20
SAN TAN FORD	1102029818	1,082.09	03/31/20	04/08/20
SUPERSTITION SAFETY SERV, LLC	1102029819	315.00	03/31/20	04/08/20
TACTICAL ATHLETE HEALTH & PERF	1102029820	600.00	03/31/20	04/14/20
MATLICK ENTERPRISES INC DBA	1102029821	1,851.19	03/31/20	04/08/20
WAXIE'S ENTERPRISES, INC	1102029822	1,114.33	03/31/20	04/08/20
WEST DIRECT OIL, LLC	1102029823	2,175.18	03/31/20	04/13/20
APACHE STONE, LLC	1102029824	361.68	04/08/20	04/16/20
AHS RESCUE LLC	1102029825	2,274.08	04/08/20	04/15/20
ARIZONA PPE RECON, INC.	1102029826	1,238.00	04/08/20	04/14/20
ARIZONAWATERCONDITIONING DBA	1102029827	405.83	04/08/20	04/17/20
JOHN CHRISTENSEN	1102029828	172.45	04/08/20	04/13/20
CITY OF MESA	1102029829	5,653.35	04/08/20	04/17/20
COOKSON DOOR SALES OF AZ, INC	1102029830	2,684.42	04/08/20	04/16/20
CTS	1102029831	818.28	04/08/20	04/27/20
FIRST CALL AUTO & INDUSTRIAL	1102029832	1,272.97	04/08/20	04/17/20
FLEETPRIDE, INC	1102029834	100.19	04/08/20	04/15/20
GALLOWAY ASSET MANAGEMENT, LLC	1102029835	712.50	04/08/20	04/23/20
GINCO PLUMBING LLC	1102029836	204.17	04/08/20	04/16/20
WEA BANK DBA	1102029837	961.52	04/08/20	04/16/20
GLOBAL EQUIPMENT CO	1102029838	3,795.68	04/08/20	04/15/20
HAWKEYE ENGRAVING AND PLASTICS	1102029839	238.26	04/08/20	04/20/20
HUGHES FIRE EQUIPMENT, INC.	1102029840	1,023.90	04/08/20	04/16/20
MEDIACOM	1102029841	5,691.84	04/08/20	04/20/20
MEDIACOM	1102029842	344.26	04/08/20	04/20/20
PIONEER DISTRIBUTING CO., INC.	1102029844	144.61	04/08/20	04/15/20
PROPHET NETWORK INTEGRATION,IN	1102029845	4,154.88	04/08/20	04/16/20
THE PREPLANNERS, LLC	1102029846	2,000.00	04/08/20	04/15/20
CENTURYLINK	1102029847	1,264.88	04/08/20	04/17/20
JOSE MILTON SANTIBANEZ LOPEZ,	1102029848	8,955.62	04/08/20	04/14/20
SOUTHWEST GAS CORPORATION	1102029849	137.43	04/08/20	04/15/20
SUPERSTITION MOUNTAINS CFD #1	1102029850	128.70	04/08/20	04/15/20
SUPERSTITION SAFETY SERV, LLC	1102029851	374.01	04/08/20	04/15/20
MATLICK ENTERPRISES INC DBA	1102029852	1,045.04	04/08/20	04/15/20
UNIFIRST CORPORATION	1102029853	910.93	04/08/20	04/20/20
WAXIE'S ENTERPRISES, INC	1102029854	1,635.51	04/08/20	04/14/20
AFLAC	1102029855	4,779.68	04/15/20	04/27/20
ARIZONA WATER COMPANY, INC.	1102029856	161.82	04/15/20	04/23/20
ARIZONA PPE RECON, INC.	1102029857	406.50	04/15/20	04/21/20
BRENDEN ESPIE	1102029858	687.50	04/15/20	04/24/20
BOUND TREE MEDICAL LLC	1102029859	5,250.97	04/15/20	04/21/20
CITY OF APACHE JUNCTION	1102029860	3,569.53	04/15/20	04/28/20
CITY OF MESA	1102029861	16,920.18	04/15/20	04/23/20
COOKSON DOOR SALES OF AZ, INC	1102029862	562.38	04/15/20	04/22/20
GINCO PLUMBING LLC	1102029863	1,331.15	04/15/20	04/20/20
L.N. CURTIS & SONS	1102029864	389.24	04/15/20	04/21/20
PROPHET NETWORK INTEGRATION,IN	1102029865	4,701.81	04/15/20	04/23/20
PHOENIX TECHNOLOGY SOLUTIONS	1102029866	66.00	04/15/20	04/22/20
CENTURYLINK	1102029867	175.18	04/15/20	04/23/20
SUPERIOR PRINTING INC DBA	1102029869	189.33	04/15/20	04/23/20
TACTICAL ATHLETE HEALTH & PERF	1102029870	600.00	04/15/20	04/24/20
MATLICK ENTERPRISES INC DBA	1102029872	4,861.09	04/15/20	04/22/20
VERIZON WIRELESS SERVICES LLC	1102029874	1,800.56	04/15/20	04/23/20
POWER ACQUISITION, LLC.	1102029875	1,734.92	04/15/20	04/28/20
ADR HARDWARE, LLC	1102029876	138.11	04/22/20	04/30/20



Pinal County Treasurer

Monthly Statement

Date Range: 4/1/2020 to 4/30/2020

AETNA BEHAVIORAL HEALTH, LLC	1102029877	814.08	04/22/20	04/30/20
ARIZONA WATER COMPANY, INC.	1102029879	647.60	04/22/20	04/28/20
ARIZONA PPE RECON, INC.	1102029880	183.00	04/22/20	04/28/20
CHASE	1102029881	17,181.48	04/22/20	04/28/20
COOKSON DOOR SALES OF AZ, INC	1102029886	2,316.44	04/22/20	04/29/20
DELTA DENTAL OF ARIZONA	1102029887	5,380.06	04/22/20	04/28/20
DELTA DENTAL INSURANCE COMPANY	1102029888	337.36	04/22/20	04/29/20
EFFICIENT ROOFING, LLC	1102029889	1,637.50	04/22/20	04/29/20
FLEETPRIDE, INC	1102029891	1,165.01	04/22/20	04/29/20
LIBERTY WATER COMPANY, INC.	1102029892	46.73	04/22/20	04/28/20
LIBERTY WATER COMPANY, INC.	1102029893	83.45	04/22/20	04/28/20
HUGHES FIRE EQUIPMENT, INC.	1102029894	1,527.70	04/22/20	04/30/20
KANSAS STATE BANK OF MANHATTAN	1102029895	158.41	04/22/20	04/29/20
MESA DISCOUNT, INC	1102029896	1,021.94	04/22/20	04/30/20
MUNICIPAL EMERGENCY SERV. INC.	1102029897	30.00	04/22/20	04/30/20
REDBURN TIRE COMPANY, INC.	1102029900	633.40	04/22/20	04/29/20
RIGHT AWAY DISPOSAL, LLC	1102029901	229.18	04/22/20	04/30/20
STRYKER SALES CORPORATION	1102029903	1,128.20	04/22/20	04/28/20
MATLICK ENTERPRISES INC DBA	1102029904	3,992.39	04/22/20	04/29/20
VISION SERVICE PLAN	1102029906	797.36	04/22/20	04/28/20
WAXIE'S ENTERPRISES, INC	1102029907	293.99	04/22/20	04/28/20
Status: VOID				Status Total: 6,917.69
PINAL COUNTY COMMUNITY COLLEGE	1102028922	6,642.50	06/12/19	04/07/20
CADWELL IRREVOCABLE TRUST III	1102029393	275.19	11/20/19	04/07/20
Fund: 1103				Fund Total: 114,196.06
St PAID				Status Total: 114,196.06
PUBLIC SAFETY PERSONNEL RETIREMENT SYSTEM	1103018222	89,365.16	02/21/20	04/08/20
ARIZONA STATE RETIREMENT SYSTEM	1103018232	8,667.62	04/03/20	04/10/20
US DEPARTMENT OF EDUCATION	1103018233	320.91	04/03/20	04/15/20
AZ FF RETIREE HEALTH TRUST FUND	1103018234	1,625.00	04/03/20	04/10/20
SUPPORT PAYMENT CLEARINGHOUSE	1103018235	1,837.67	04/03/20	04/10/20
ARIZONA STATE RETIREMENT SYSTEM	1103018236	8,596.12	04/17/20	04/22/20
US DEPARTMENT OF EDUCATION	1103018237	320.91	04/17/20	04/27/20
AZ FF RETIREE HEALTH TRUST FUND	1103018238	1,625.00	04/17/20	04/23/20
SUPPORT PAYMENT CLEARINGHOUSE	1103018239	1,837.67	04/17/20	04/21/20
	Count	Amount		
Total OUTS:	29	120,488.68		
Total PAID:	119	418,345.17		
Total VOID:	2	6,917.69		



**Superstition Fire & Medical District
General (Fund 100) Cash Reconciliation
Fiscal Year 2019 - 2020
3/31/2020**

	Deposits (Cash Receipts)	Cash Disbursements	Refunded Taxes	Book Balance
Book Balance as of: 3/1/2020				(4,749,526.99) BB

Activity During the Month

Journal Entries:

Interest Income (Expense): 4,321.83 4,321.83 **A**
 Cash Receipts

2015 Real Estate Taxes				-
2016 Real Estate Taxes				-
2017 Real Estate Taxes				0.00 B
2018 Real Estate Taxes	4.86			4.86
2019 Real Estate Taxes	437,500.55		(1,151.25)	436,349.30
2003 Pers. Prop. Taxes	218.72			218.72
2007 Pers. Prop. Taxes	106.74			106.74
2010 Pers. Prop. Taxes				0.00
2011 Pers. Prop. Taxes	38.50			38.50 C
2012 Pers. Prop. Taxes				0.00
2013 Pers. Prop. Taxes	1.82			1.82
2014 Pers. Prop. Taxes	2.85			2.85
2015 Pers. Prop. Taxes	53.00			53.00
2016 Pers. Prop. Taxes	261.90		(11.26)	250.64
2017 Pers. Prop. Taxes	320.66		(3,219.43)	(2,898.77)
2018 Pers. Prop. Taxes	445.20		(501.56)	(56.36)
2019 Pers. Prop. Taxes	37,751.15		(23.33)	37,727.82
SRP Contributions				-
FDAT				0.00
Maricopa County Taxes	277.81			277.81 D

Deposits 41,514.29 41,514.29 **E**
 Revenue Transfer 565.20 565.20 **F**

Cash Disbursements

A) Accounts Payable Activity		(449,893.73)		(449,893.73) G
B) Payroll Activity		(923,101.59)		(923,101.59) H
C) Payroll Wire Fees		(50.00)		(50.00) I
D) Stop Payment Fee				-
D) Transfer In / Out				-
D) Transfer In / Out				-
D) Transfer In / Out				-
E) Refund Interest		(394.22)		(394.22) J

\$523,385.08 (1,373,439.54) (5,604,488.28) **BB-April**

Pinal County Bank Balance

Ending Bank Balance as of: 3/31/2020 Balance from YTD Column 2,096,982.37 **K**

Less: Line of Credit Advances
 Less: Line of Credit Interest
 Plus: Line of Credit Payments

Less: Outstanding Warrants

Less: Deposits in bank / not in book
 Less: Outstanding Warrants / did not post at bank in time

A/P L	(150,453.98)	
Payroll M	(89,365.16)	(239,819.14)
	(400.00)	(400.00) N
	(29,953.52)	(29,953.52) O
		<u>1,826,809.71</u>

Cash Balance in Payroll Clearing Account 100.00 **P**
 Cash Balance in Electronic / ACH Clearing Account 400.00 **Q**
 Petty Cash 100.00
1,827,409.71

Prepared by: [Signature] 4/6/2020
 Reviewed by: Roger Wood 4/6/2020

Balance per B/S 1,827,409.71 **R**
 Difference 0.00

CASH RECEIPTS

April 2020 M & O DEPOSITS

Date	Control #	Amount	Account #	Description
4/9/2020		400.00	100.10.42700.50	Metro Fire Equip/Mountain America CU/inv 5841/CC (mar)
		400.00		Wire Transfer E-1
4/16/2020		100.00	100.10.42700.50	AZ Mentor-Cocotillo House / inv 5845 / CC
		20.00	100.10.42600.12	Consulting Solutions/inv 5872/CC
		120.00		E-2
4/23/2020		300.00	100.10.42700.50	Foothills Fire / inv 5864 / CC
		300.00	100.10.42700.50	Freedom Fire / inv 5863 / CC
		600.00		E-3
4/29/2020		20.00	100.10.42600.15	Skousen / inv 5884 / ck 710396
		20.00	100.10.42600.15	Law Office W Brown/inv 5883/3451
		20.00	100.10.42600.15	Hastings&Hastings/inv 5882/54010
		20.00	100.10.42600.15	Lexis Nexis/inv 5871/ck 1001220312
		20.00	100.10.42600.15	Breyer Law/inv 5866/ck 20496
		20.00	100.10.42600.15	JonesRazkowski/inv 5885/ck 28570
		20.00	100.10.42600.15	Hastings&Hastings/inv 5858/53486
		20.00	100.10.42600.15	GoldbergOsborne/5857/1000060746
		20.00	100.10.42600.15	Tobler Law/inv 5856/ck 24443
		20.00	100.10.42600.15	Thompo Law/inv 5855/ck 1541
		20.00	100.10.42600.15	Levenbaum/inv 5848/ck 70315
		20.00	100.10.42600.15	Rooney Law/inv 5874/ck 2743
		20.00	100.10.42600.15	J Regnier/inv 5879/ck 1004
		20.00	100.10.42600.15	Planning&Zoning/inv 5854/ck 173550
		280.00		E-4
4/29/2020		100.00	100.10.42700.50	Aurora Place/inv 5868/ck 40007344
		276.10	100.10.53985.10	J Kevin / inv 5849 / ck 387379
		545.84	100.10.53985.10	D Montgomery / inv 5797 / ck 7704
		1,271.58	100.10.53985.10	P Bourgeois / inv 5798 / ck 103
		663.51	100.10.53985.10	PSPRS / inv 5799 / ck 210998
		4,305.00	100.10.42075.10	AZDofForestry/inv 5853/ck 6618153
		896.54	100.10.43300.50	CityofAJ/multiple/ck 101751
		746.61	100.10.42200.41	AntennaSites/inv 5861/ck 20294
		6,444.00	100.10.45600.10	CAC/inv 5724/ck 905020
		3,982.98	100.10.43200.20	FLOFD/inv 5859,5860/ck 118248
		15.00	100.10.45800.10	SRC Oil/inv 5877/ck 11702
		611.00	100.40.64550.41	CentralAZ Fire/inv 5880/756739122
		19,858.16		
4/30/2020		100.00	100.10.42700.50	Countryside RV Resort / inv 5873 / CC
		100.00		Wire Transfer E-5
April 2020 Totals		21,358.16		

E

Superstition Fire & Medical District
AR Payment Register (Detail)
 Bank ID: Equal To D

Check No. / Payment ID	Payee Name / Customer Name	Invoice No. / Account Number	Amount Paid
BANK: D - M & O GENERAL FUND CHECKING			
DEPOSIT: 2,784	DATE: 04/09/20		
73116459	Metro Fire-Mtn America CU/5841	Credit Card	\$400.00
	(ONETIMECUST)	Invoice : 005841	\$300.00
	(ONETIMECUST)	Invoice : 005841	\$100.00
		CREDIT CARD # 73116459 TOTAL:	\$400.00 E-1
		DEPOSIT 2,784 TOTAL:	\$400.00
DEPOSIT: 2,785	DATE: 04/01/20		
70315	(ONETIMECUST)	Check	\$20.00
		Invoice : 005848	\$20.00
		CHECK # 70315 TOTAL:	\$20.00
		DEPOSIT 2,785 TOTAL:	\$20.00
DEPOSIT: 2,786	DATE: 04/06/20		
173550	(ONETIMECUST)	Check	\$20.00
		Invoice : 005854	\$20.00
		CHECK # 173550 TOTAL:	\$20.00
		DEPOSIT 2,786 TOTAL:	\$20.00
DEPOSIT: 2,787	DATE: 04/07/20		
1541	(ONETIMECUST)	Check	\$20.00
		Invoice : 005855	\$20.00
		CHECK # 1541 TOTAL:	\$20.00 E-4
24443	(ONETIMECUST)	Check	\$20.00
		Invoice : 005856	\$20.00
		CHECK # 24443 TOTAL:	\$20.00
1000060748	(ONETIMECUST)	Check	\$20.00
		Invoice : 005857	\$20.00
		CHECK # 1000060748 TOTAL:	\$20.00
53486	(ONETIMECUST)	Check	\$20.00
		Invoice : 005858	\$20.00
		CHECK # 53486 TOTAL:	\$20.00
		DEPOSIT 2,787 TOTAL:	\$80.00
DEPOSIT: 2,788	DATE: 04/14/20		
5539, 5539R	Rural Metro / 5539, 5539R	Transfer	\$0.00
	Rural Metro / AMR Holdco, Inc (RURMET)	Invoice : 005539	\$916.43
	Rural Metro / AMR Holdco, Inc (RURMET)	Invoice : 005539R	-\$4,545.28
	Rural Metro / AMR Holdco, Inc (RURMET)	Invoice : 005539	\$1,707.04
	Rural Metro / AMR Holdco, Inc (RURMET)	Invoice : 005539	\$1,600.35
	Rural Metro / AMR Holdco, Inc (RURMET)	Invoice : 005539	\$321.46
		TRANSFER TOTAL:	\$0.00
		DEPOSIT 2,788 TOTAL:	\$0.00
DEPOSIT: 2,789	DATE: 04/14/20		
028570	(ONETIMECUST)	Check	\$20.00
		Invoice : 005865	\$20.00
		CHECK # 028570 TOTAL:	\$20.00
20496	(ONETIMECUST)	Check	\$20.00
		Invoice : 005866	\$20.00
		CHECK # 20496 TOTAL:	\$20.00 E-4

Superstition Fire & Medical District
AR Payment Register (Detail)
 Bank ID: Equal To D

Check No. / Payment ID	Payee Name / Customer Name	Invoice No. / Account Number	Amount Paid
BANK: D - M & O GENERAL FUND CHECKING			
DEPOSIT 2,789 TOTAL:			<u>\$40.00</u>
DEPOSIT: 2,790	DATE: 04/15/20		
CASH	X X (DONATION)	Cash Invoice : 005869	\$180.00 \$180.00
1001220312	(ONETIMECUST)	Check Invoice : 005871	\$20.00 \$20.00
CHECK # 1001220312 TOTAL:			<u>\$20.00</u> E-4
DEPOSIT 2,790 TOTAL:			<u>\$200.00</u>
DEPOSIT: 2,791	DATE: 04/16/20		
73581431	ConsultingSol/inv 5872/CC (ONETIMECUST)	Credit Card Invoice : 005872	\$20.00 \$20.00
CREDIT CARD # 73581431 TOTAL:			<u>\$20.00</u>
73499971	AZMentor-OcotilloHouse/5845/CC (ONETIMECUST)	Credit Card Invoice : 005845	\$100.00 \$100.00
CREDIT CARD # 73499971 TOTAL:			<u>\$100.00</u>
DEPOSIT 2,791 TOTAL:			<u>\$120.00</u> E-2
DEPOSIT: 2,792	DATE: 04/23/20		
73793311	Foothills Fire / inv 5864 / cc (ONETIMECUST) (ONETIMECUST)	Credit Card Invoice : 005864 Invoice : 005864	\$300.00 \$200.00 \$100.00
CREDIT CARD # 73793311 TOTAL:			<u>\$300.00</u>
73804461	Freedom Fire / inv 5863 / cc (ONETIMECUST) (ONETIMECUST)	Credit Card Invoice : 005863 Invoice : 005863	\$300.00 \$200.00 \$100.00
CREDIT CARD # 73804461 TOTAL:			<u>\$300.00</u>
DEPOSIT 2,792 TOTAL:			<u>\$600.00</u> E-3
DEPOSIT: 2,793	DATE: 04/21/20		
2743	(ONETIMECUST)	Check Invoice : 005874	\$20.00 \$20.00
CHECK # 2743 TOTAL:			<u>\$20.00</u>
DEPOSIT 2,793 TOTAL:			<u>\$20.00</u>
DEPOSIT: 2,794	DATE: 04/22/20		
1004	(ONETIMECUST)	Check Invoice : 005879	\$20.00 \$20.00
CHECK # 1004 TOTAL:			<u>\$20.00</u>
DEPOSIT 2,794 TOTAL:			<u>\$20.00</u>
DEPOSIT: 2,795	DATE: 04/28/20		
54010	(ONETIMECUST)	Check Invoice : 005882	\$20.00 \$20.00
CHECK # 54010 TOTAL:			<u>\$20.00</u>
3451	(ONETIMECUST)	Check Invoice : 005883	\$20.00 \$20.00
CHECK # 3451 TOTAL:			<u>\$20.00</u>
710396		Check	\$20.00

400 Fund

E-4

E-2

E-3

E-4

Superstition Fire & Medical District

AR Payment Register (Detail)

Bank ID: Equal To D

Check No. / Payment ID	Payee Name / Customer Name	Invoice No. / Account Number	Amount Paid
BANK: D - M & O GENERAL FUND CHECKING			
DEPOSIT: 2,795	DATE: 04/28/20		(CONTINUED)
	(ONETIMECUST)	Invoice : 005884	\$20.00
		CHECK # 710396 TOTAL:	\$20.00
		DEPOSIT 2,795 TOTAL:	\$60.00
DEPOSIT: 2,797	DATE: 04/29/20		
40007344	AuroraPlace/inv 5868/40007344 (ONETIMECUST)	Check Invoice : 005868	\$100.00 \$100.00
		CHECK # 40007344 TOTAL:	\$100.00
367379	John Kevin/inv 5849/ck 367379 John Kevin (KEVINJO)	Check Invoice : 005849	\$276.10 \$276.10
		CHECK # 367379 TOTAL:	\$276.10
7704	D Montgomery/inv 5797/ck 7704 Dave Montgomery (MONTD)	Check Invoice : 005797	\$545.84 \$545.84
		CHECK # 7704 TOTAL:	\$545.84
103	P Bourgeois/inv 5798/ck 103 Paul Bourgeois (BOUP)	Check Invoice : 005798	\$1,271.58 \$1,271.58
		CHECK # 103 TOTAL:	\$1,271.58
210998	PSPRS/inv 5799/ck 210998 Public Safety Retirement Sys. (PSPRS/COBRA) Public Safety Retirement Sys. (PSPRS/COBRA) Public Safety Retirement Sys. (PSPRS/COBRA)	Check Invoice : 005799 Invoice : 005799 Invoice : 005799	\$663.51 \$260.00 \$143.51 \$260.00
		CHECK # 210998 TOTAL:	\$663.51
9619153	AZDeptofForestry/5853/9619153 AZ Department of Forestry (AZFORFM) AZ Department of Forestry (AZFORFM)	Check Invoice : 005853 Invoice : 005853	\$4,305.00 \$3,390.00 \$915.00
		CHECK # 9619153 TOTAL:	\$4,305.00
101751	CITOAJ/multiple/ck 101751 City of Apache Junction (CITOAJ) City of Apache Junction (CITOAJ) City of Apache Junction (CITOAJ) City of Apache Junction (CITOAJ) City of Apache Junction (CITOAJ) City of Apache Junction (CITOAJ) City of Apache Junction (CITOAJ)	Check Invoice : 2018-00366 Invoice : 2018-00447 Invoice : 2019-00213 Invoice : 005764 Invoice : 2020-00070 Invoice : 2020-00119 Invoice : 2020-00086 Invoice : 005831	\$896.54 \$52.43 \$194.80 \$149.31 \$100.00 \$100.00 \$100.00 \$100.00 \$100.00
		CHECK # 101751 TOTAL:	\$896.54
20294	Antenna Sites/inv5861/ck 20294 Antenna Sites, Inc. (ANTSIT)	Check Invoice : 005861	\$746.61 \$746.61
		CHECK # 20294 TOTAL:	\$746.61
905020	CAC/inv 5724/ck 905020 Central Arizona College (CAC)	Check Invoice : 005724	\$6,444.00 \$6,444.00
		CHECK # 905020 TOTAL:	\$6,444.00
116248	FLOFD/inv 5859,60/ck 116248 Florence Fire Department (FLOFD) Florence Fire Department (FLOFD) Florence Fire Department (FLOFD) Florence Fire Department (FLOFD) Florence Fire Department (FLOFD) Florence Fire Department (FLOFD) Florence Fire Department (FLOFD) Florence Fire Department (FLOFD) Florence Fire Department (FLOFD) Florence Fire Department (FLOFD)	Check Invoice : 005859 Invoice : 005860 Invoice : 005859 Invoice : 005860 Invoice : 005860 Invoice : 005860 Invoice : 005860 Invoice : 005860 Invoice : 005860 Invoice : 005860 Invoice : 005860	\$3,982.98 \$146.00 \$365.00 \$115.11 \$365.00 \$809.16 \$809.16 \$407.48 \$420.03 \$420.04 \$126.00
		CHECK # 116248 TOTAL:	\$3,982.98

Handwritten mark: C4

Superstition Fire & Medical District

AR Payment Register (Detail)

Bank ID: Equal To D

Check No. / Payment ID	Payee Name / Customer Name	Invoice No. / Account Number	Amount Paid
BANK: D - M & O GENERAL FUND CHECKING			
DEPOSIT: 2,797 DATE: 04/29/20			(CONTINUED)
11702	SRC Oil/inv 5877/ck 11702 (ONETIMECUST)	Check Invoice : 005877	\$15.00 \$15.00
		CHECK # 11702 TOTAL:	\$15.00
756739122	CentralAZ Fire/5880/756739122 (ONETIMECUST)	Check Invoice : 005880	\$611.00 \$611.00
		CHECK # 756739122 TOTAL:	\$611.00
		DEPOSIT 2,797 TOTAL:	\$19,858.16
DEPOSIT: 2,798 DATE: 04/30/20			
74100066	CountrySide RV Resort/5873/cc (ONETIMECUST)	Credit Card Invoice : 005873	\$100.00 \$100.00
		CREDIT CARD # 74100066 TOTAL:	\$100.00
		DEPOSIT 2,798 TOTAL:	\$100.00
		TOTAL FOR BANK ID: D	\$21,538.16
		GRAND TOTAL OF ALL CHECKS:	\$20,138.16
		GRAND TOTAL OF ALL CREDIT CARDS:	\$1,220.00
		GRAND TOTAL OF ALL CASH:	\$180.00
		GRAND TOTAL OF ALL EFT:	\$0.00
		GRAND TOTAL OF ALL PAYMENTS:	\$21,538.16
		GRAND TOTAL OF ALL ADJUSTMENTS:	\$0.00
		COMBINED TOTAL:	\$21,538.16

21,538.16 +
 180.00
 21,358.16 *

Reclassified to 400F

(E)

E-4

E-5



Control No. 346017

Pinal County Treasurer Pending Treasurer Receipt

Treasurer's Office Use


Receipt No.:

Posted By:

Receipt Date: 4/9/2020 Cash: \$0.00 Submitted By: JenniferBurke1
 Total Amount: \$400.00 Check: \$0.00 Department: Superstition Fire & Medical District
 Wire/Direct Deposit: \$400.00
 Credit Card: \$0.00

GL	Source	Cost	Object	Subsid	Subled	Type	Notes	Amount
6116421001	73160.0						WIRED MONEY TO GENERAL FUND	\$400.00

28-1



Pinal County Treasurer

Pending Treasurer Receipt

Control No. 346290

Treasurer's Office U.S.


Receipt No.:

Posted By:

Receipt Date: 4/16/2020 Cash: \$0.00 Submitted By: JenniferBurke1
 Total Amount: \$120.00 Check: \$0.00 Department: Superstition Fire & Medical District
 Wire/Direct Deposit: \$120.00
 Credit Card: \$0.00

GL	Source	Cost	Object	Subsid	Subled	Type	Notes	Amount
6116421001	73160.0						WIRED MONEY TO GENERAL FUND	\$120.00

E-2



Control No. 346546

Pinal County, Treasurer Pending Treasurer Receipt

Treasurer's Office Use


Receipt No.:

Posted By:

Receipt Date: 4/23/2020 Cash: \$0.00 Submitted By: JenniferBurke1
 Total Amount: \$600.00 Check: \$0.00 Department: Superstition Fire & Medical District
 Wire/Direct Deposit: \$600.00
 Credit Card: \$0.00

GL	Source	Cost	Object	Subsid	Subled	Type	Notes	Amount
6116421001	73160.0						WIRED MONEY TO GENERAL FUND	\$600.00

6-3



Control No. 346810

Pinal County, Treasurer Pending Treasurer Receipt

Treasurer's Office Use

Receipt No.:

Posted By:

Receipt Date: 4/30/2020 Cash: \$0.00 Submitted By: JenniferBurke1
 Total Amount: \$100.00 Check: \$0.00 Department: Superstition Fire & Medical District
 Wire/Direct Deposit: \$100.00
 Credit Card: \$0.00

GL	Source	Cost	Object	Subsid	Subled	Type	Notes	Amount
6116421001	73160.0						WIRED MONEY TO GENERAL FUND	\$100.00

ES

Superstition Fire Medical District
GL Account Ledger - Detail By Period
4/1/2020 through 4/30/2020

Batch	Journal	Entry #	Date	Job	Document	Description	Debits	Credits	Balance
100-10-10150-10									
17497	PR	771570	04/03/20		18232 - 43873	Payroll All Freq EFT 3/29/2020	-	280,520.03	(\$8,664,795.55)
17500	J	771642	04/03/20		JE0403	Paydate 4.3.20 Rcls	-	49,850.71	(8,945,315.58)
17500	J	771649	04/03/20		JE0403	Paydate 4.3.20 Rcls	-	9,449.78	(8,995,166.29)
17500	J	771654	04/03/20		JE0403	Paydate 4.3.20 Rcls	-	87,503.19	(9,004,616.07)
17516	PR	771911	04/17/20		18236 - 44031	Payroll All Freq 4/12/2020	-	278,965.67	(9,092,119.26)
17518	J	771982	04/17/20		JE0408	Paydate 041720 Rcls	-	49,542.41	(9,371,084.93)
17518	J	771989	04/17/20		JE0408	Paydate 041720 Rcls	-	9,065.17	(9,420,627.34)
17518	J	771994	04/17/20		JE0408	Paydate 041720 Rcls	-	87,256.69	(9,429,692.51)
						PAYROLL ACCOUNT TOTALS:	\$0.00	\$852,153.65	(\$9,516,949.20)

TOTAL OF LEDGER: \$0.00

GA

Commercial Checking Acct Public Funds

Account number: 4121535058 ■ April 1, 2020 - April 30, 2020 ■ Page 1 of 2



SUPERSTITION FIRE & MEDICAL DISTRICT
 PAYROLL CLEARING ACCT
 565 N IDAHO RD
 APACHE JUNCTION AZ 85119-4014

Questions?

Call your Customer Service Officer or Client Services
1-800-AT WELLS (1-800-289-3557)
 5:00 AM TO 6:00 PM Pacific Time Monday - Friday

Online: wellsfargo.com

Write: Wells Fargo Bank, N.A. (182)
 PO Box 63020
 San Francisco, CA 94163

Account summary

Commercial Checking Acct Public Funds

150
 49,686.09

100 (L)
 416,144.91

Account number	Beginning balance	Total credits	Total debits	Ending balance
4121535058	\$100.00	\$1,390,207.40	-\$924,376.40	\$465,931.00

- 416,144.91
 - 49,686.09

100 (L)

Credits

Electronic deposits/bank credits

Effective date	Posted date	Amount	Transaction detail
04/01		462,697.34	WT Seq200370 Pinal County /Org=Pinal County Treasurer Sr## Gw00000032379505 Trn#200401200370 Rfb# 6959
04/16		461,679.06	WT Seq199622 Pinal County /Org=Pinal County Treasurer Sr## Gw00000032675102 Trn#200415199622 Rfb# 6971
04/29		465,831.00	WT Seq187654 Pinal County /Org=Pinal County Treasurer Sr## Gw00000032979459 Trn#200429187654 Rfb# 6986
		\$1,390,207.40	Total electronic deposits/bank credits
		\$1,390,207.40	Total credits

Debits

Electronic debits/bank debits

Effective date	Posted date	Amount	Transaction detail
04/03		224,207.36	ACH Origination - Superstition Fir - File 1860311208 Coid 1860311208
04/03		43,861.47	ACH Origination - Superstition Fir - File 1860311208 Coid 1860311208
04/03		28,230.99	ACH Origination - Superstition Fir - File 1860311208 Coid 1860311208
04/03		5,849.33	ACH Origination - Superstition Fir - File 1860311208 Coid 1860311208
04/03		11,300.90	Healthequity Inc Healthequi 02 Apr 82581 Superstition Fire & ME
04/03		51,301.24	< Business to Business ACH Debit - IRS Usatapyt 040320 220049460603459 Superstition Fire & ME
04/03		10,442.86	< Business to Business ACH Debit - AZ Dept of Rev Ccddir.Dbt xxxxx3092 Superstition Fire & ME



Electronic debits/bank debits (continued)

Effective date	Posted date	Amount	Transaction detail
	04/08	87,432.37	< Business to Business ACH Debit - Psprs Web Pay 200407 1144 Superstition Fire & ME
	04/08	70.82	< Business to Business ACH Debit - Psprs Web Pay 200407 1144 Superstition Fire & ME
	04/17	222,773.80	ACH Origination - Superstition Fir - File 1860311208 Coid 1860311208
	04/17	43,812.17	ACH Origination - Superstition Fir - File 1860311208 Coid 1860311208
	04/17	29,158.56	ACH Origination - Superstition Fir - File 1860311208 Coid 1860311208
	04/17	6,035.65	ACH Origination - Superstition Fir - File 1860311208 Coid 1860311208
	04/17	11,066.29	Healthequity Inc Healthequi 16 Apr 82581 Superstition Fire & ME
	04/20	87,185.87	< Business to Business ACH Debit - Psprs Web Pay 200417 1144 Superstition Fire & ME
	04/20	51,182.90	< Business to Business ACH Debit - IRS Usatapytmt 042020 220051103570844 Superstition Fire & ME
	04/20	10,393.00	< Business to Business ACH Debit - AZ Dept of Rev Ccddir.Dbt xxxxx3092 Superstition Fire & ME
	04/20	70.82	< Business to Business ACH Debit - Psprs Web Pay 200417 1144 Superstition Fire & ME
		\$924,376.40	Total electronic debits/bank debits
		\$924,376.40	Total debits

* **Business to Business ACH:** If this is a business account, this transaction has a return time frame of one business day from post date. This time frame does not apply to consumer accounts.

Daily ledger balance summary

Date	Balance	Date	Balance	Date	Balance
03/31	100.00	04/08	100.00	04/20	100.00
04/01	462,797.34	04/16	461,779.06	04/29	465,931.00
04/03	87,603.19	04/17	148,932.59		
Average daily ledger balance		\$106,858.31			

 **IMPORTANT ACCOUNT INFORMATION**

Effective April 1, 2020, we modified our commercial account agreement to reserve the right to assess a monthly deposit balance fee on the average positive collected balance in your commercial checking account(s) with us. When and if we assess the deposit balance fee, the amount of the fee will appear on the periodic statement or client analysis statement for your account. The deposit balance fee is subject to change by us at any time without notice. For questions about the modification, you may contact your relationship manager.



ADVICE OF CHARGE

DATE ENTERED: April 29, 2020

ENTERED BY: Lori Hlavin

SRC	ACCOUNT #	AMOUNT	REASON
91220	6-11642-1001	\$ 225,420.65 ✓	(E) EMPLOYEES PAYROLL DIRECT DEPOSIT
91220	6-11642-1001	\$ 50,081.91 ✓	(E) DISTRICT FEDERAL & STATE PR TAXES
91220	6-11642-1001	\$ 43,854.80 ✓	(E) DISTRICT 457, UNION DUES, CHARITIES & PAC
91220	6-11642-1001	\$ 9,065.17 ✓	(E) H.S.A
91220	6-11642-1001	\$ 87,722.38 ✓	(E) PSPRS
<i>\$ 416,144.91 (L)</i>			
91220	6-11642-1002	\$ 29,464.71 ✓	(E) EMPLOYEES PAYROLL DIRECT DEPOSIT
91220	6-11642-1002	\$ 12,184.61 ✓	(E) DISTRICT FEDERAL & STATE PR TAXES
91220	6-11642-1002	\$ 6,035.65 ✓	(E) DISTRICT 457, UNION DUES, CHARITIES & PAC
91220	6-11642-1002	\$ 2,001.12 ✓	(E) H.S.A
TOTAL		\$ 465,831.00	

WIRE INSTRUCTIONS:

WIRE FROM
Treasurer's Wells Fargo Bank Account #4121535041

TO
SFMD's Wells Fargo Bank Payroll Clearing Account #4121535058

Superstition Fire & Medical District
Accounting Department
565 N. Idaho Rd.
Apache Junction, AZ 85219

Roger Wood 4/29/2020

Authorized Signature

FAX TO: 520-868-9007

Superstition Fire & Medical District

Balance Sheet

As of 4/30/2020

FUND: (100) General Fund

Assets

Current Assets

Fund Cash - General (M&O)
Payroll Account
Petty Cash - Accounting
Due From other funds
Total Current Assets

\$13,236,239.94
(9,516,949.20)
100.00
1,406,755.52

} \$3,719,390⁷⁴ (M)

\$5,126,146.26

Total Assets

\$5,126,146.26

Liabilities and Equity

Current Liabilities

Sales Tax Payable
Disability Insurance-Voluntary Long Term
Life Insurance - Voluntary Supplemental
AFLAC

\$100.31
(3,251.18)
(2,231.72)
0.04

Total Current Liabilities

\$(5,382.55)

Total Liabilities

\$(5,382.55)

Equity

Fund Balance - General Fund
Current Year Profit/Loss
Total Equity

\$2,948,224.26
2,183,304.55

5,131,528.81

Total Liabilities and Equity

\$5,126,146.26



manage your account online at: www.chase.com/cardhelp

Customer service: 1-800-945-2028

Mobile: Download the Chase Mobile app today

May 2020						
S	M	T	W	T	F	S
26	27	28	29	30	1	2
3	4	5	6	7	8	9
10	11	12	13	14	15	16
17	18	19	20	21	22	23
24	25	26	27	28	29	30
31	1	2	3	4	5	6

New Balance
\$33,518.50
 Minimum Payment Due
\$6,703.00
 Payment Due Date
05/04/20

Late Payment Warning: If we do not receive your minimum payment by the due date, you may have to pay up to a \$39 late fee.
Minimum Payment Warning: Enroll in Auto-Pay and avoid missing a payment. To enroll, call the number on the back of your card or go to the web site listed above.

ACCOUNT SUMMARY

Account Number: 4246 3152 5232 6481	
Previous Balance	\$14,069.86
Payment Credits	\$15,199.39
Purchases	-\$34,648.03
Cash Advances	\$0.00
Balance Transfers	\$0.00
Fees Charged	\$0.00
Interest Charged	\$0.00
New Balance	\$33,518.50
Opening/Closing Date	03/11/20 - 04/10/20
Credit Limit	\$50,000
Available Credit	\$16,481
Cash Access Line	\$10,000
Available for Cash	\$10,000
Past Due Amount	\$0.00
Balance over the Credit Limit	\$0.00

100F (N)
 \$17,181.48

VENDOR # Chasen
 ACCOUNT # _____
 APPROVAL _____
 DATE PAID 4/22/2020
 WARRANT # _____
 a 9881

YOUR ACCOUNT MESSAGES

& Item was transferred from lost / stolen account.

0000001 FIB33339 C 1 Y 9 10 20/04/10 Page 1 of 4 06830 MA DA 96766 10110000010006876601



P.O. BOX 15123
 WILMINGTON, DE 19850-5123
 For Undeliverable Mail Only

Make your payment at
chase.com/paycard

4246315252326481006703000335185000000001

Payment Due Date: 05/04/20
 New Balance: \$33,518.50
 Minimum Payment: \$6,703.00
 Account number: 4246 3152 5232 6481

\$ _____ Amount Enclosed
 Make/Mail to Chase Card Services at the address below:

96768 BEX 9 10120 C
 ROGER WOOD
 SUPERSTITION FIRE
 585 N IDAHO RD
 APACHE JUNCTION AZ 85119-4014

CARDMEMBER SERVICE
 PO BOX 6294
 CAROL STREAM IL 60197-6294

5000 160 28 1595 25 23 26 48 15



ACCOUNT ACTIVITY

Date of Transaction	Merchant Name or Transaction Description	\$ Amount
03/14	& Payment ThankYou Image Check	-11,868.51
03/14	& Payment ThankYou Image Check	-1,762.29
03/14	& Payment ThankYou Image Check	-439.06
03/20	& OFFICEMAX/DEPOT 6678 APACHE JUNCTI AZ 100F 18524 \$2484	37.26 150F 18525 \$1242
03/24	& STAPLES DIRECT 800-3333330 MA 18528	32.83 100F
03/27	& STAPLES DIRECT 800-3333330 MA 18566	16.31 100F
04/01	UPSTAGING INC. 815-8999888 IL 18580	4,790.00 150F
04/04	STAPLS0182972972000002 877-8267755 NJ 100F 18553 \$39230	588.46 150F 18660 \$19616
04/07	PNP AZ DOR TAXFEE info@pointand MI 18622	2.10 100F
04/07	AZ DEPT OF REVENUE TMACCONNEL@AZ AZ ROGER WOOD TRANSACTIONS THIS CYCLE (CARD 6481) \$8513.95- INCLUDING PAYMENTS RECEIVED 18622	89.15 100F
03/29	& WM SUPERCENTER #1381 APACHE JUNCTI AZ MIKE FARBER TRANSACTIONS THIS CYCLE (CARD 6523) \$33.88 18602	33.88 100F
03/28	& NBF*NATL BIZ FURNITURE 800-626-6060 WI 100F 18600 \$1,087.01	2,530.51 150F 18599 \$843.50
04/08	WORKBOOTS.COM 636-680-8061 MO JEFF CRANMER TRANSACTIONS THIS CYCLE (CARD 6549) \$2645.09 18638	114.58 100F
03/24	& HILTON ADVPURCH8002367113 MEMPHIS TN 18456	-150.17 100F
03/09	& JAF C FR1151 703-273-9672 VA 18456	994.00 100F
03/09	& HILTON ADVPURCH8002367113 MEMPHIS TN 18456	150.17 100F
03/10	& JAF C FR1151 703-273-9672 VA RICHARD MOONEY TRANSACTIONS THIS CYCLE (CARD 6572) \$2178.00 18498	1,184.00 100F
03/10	& JAF C FR1151 703-273-9672 VA RICHARD OCHS TRANSACTIONS THIS CYCLE (CARD 6580) \$1698.00 18499	1,698.00 100F
03/14	& ADOBE PHOTOGPHY PLAN 408-538-8000 CA DANIEL MCKINNEY TRANSACTIONS THIS CYCLE (CARD 6614) \$129.83 18500	129.83 100F
03/23	& THE HOME DEPOT #0470 CHANDLER AZ 18599	365.00 150F
04/05	EBAY O*19-04782-07216 San Jose CA 18599	337.71 150F
04/06	EBAY O*12-04792-64902 San Jose CA 18599	508.56 150F
	BRETT BROMAN TRANSACTIONS THIS CYCLE (CARD 6630) \$1209.27	
03/28	& Amazon.com Amzn.com/bill WA 18465	-43.09 100F
03/11	& VISTAPR*VistaPrint.com 866-8936743 MA 100F 18465 \$21502	322.53 150F 18466 \$10751
03/20	& Amazon.com*JH8AE9Y53 Amzn.com/bill WA 18465	43.09 100F
03/25	& SMK*SURVEYMONKEY.COM 971-2445555 CA ANNA BUTEL TRANSACTIONS THIS CYCLE (CARD 6655) \$1824.58 18672	1,302.05 100F
04/02	FRONTIER ACE HARDWARE APACHE JUNCTI AZ BILLY WARREN TRANSACTIONS THIS CYCLE (CARD 6663) \$273.90 18632	273.90 150F
03/27	& OFFICEMAX/DEPOT 6678 APACHE JUNCTI AZ 18594	167.66 150F
03/27	& OFFICEMAX/DEPOT 6678 APACHE JUNCTI AZ BRIAN WHITE TRANSACTIONS THIS CYCLE (CARD 6671) \$182.46 18594	14.78 150F
03/11	& THE FIREFIGHTING DEPOT THEFIREFIGHTI IL 18475	100.32 100F
03/11	& FEDEX 508545899 MEMPHIS TN 18475	15.98 100F
03/13	& BOSCH Automotive Service 158-6578746 MI 100F 18475 \$18010	858.60 150F 18476 \$17789
03/15	& AMZN Mktpl US*MP8X11700 Amzn.com/bill WA 18476	19.70 150F
03/18	& FEDEX 509301319 MEMPHIS TN 18475	21.94 100F
03/19	& HARBOR FREIGHT TOOLS 262 APACHE JUNCTI AZ 18475	102.24 100F
03/22	& AMZN Mktpl US*C75E55JH3 Amzn.com/bill WA 18476	739.55 150F
03/24	& AMZN Mktpl US*350405QB3 Amzn.com/bill WA 18475	112.88 100F
03/25	& APPLIANCEPARTSPROS.COM 877-477-7278 CA 18475	65.45 100F
03/26	& AMZN Mktpl US*BX2AP5T93 Amzn.com/bill WA 18475	35.72 100F
03/24	& OFFICE DEPOT #5101 800-463-3768 AZ 18475	130.31 100F
03/25	& WPSG- INC 810-8578070 PA 18475	251.38 100F
03/25	& SELECT TECH 931-6848964 TN 18475	447.83 100F

ACCOUNT ACTIVITY (CONTINUED)

Date of Transaction	Merchant Name or Transaction Description	\$ Amount
03/27	& AMZN Mkip US*TT3Y266C3 Amzn.com/bill WA	186.20 150F
03/27	& N AMERICA RESCUE PRODUCT 864-6759800 SC	1,812.00 200F
03/30	& COSTCO *BUS CENTER 827 602-274-4651 AZ 100F	18475 1386 ⁰⁰ 579.00 150F 18476 \$193 ⁰⁰
03/30	& COSTCO *BUS CENTER 827 602-274-4651 AZ 100F	18475 1193 ⁰⁰ 289.50 150F 18476 196 ⁵⁰
03/31	& FEDEX 510579982 MEMPHIS TN	11.96 100F
03/31	& Amazon.com*ET9BX5K13 Amzn.com/bill WA 100F	18475 \$191 ²⁰ 286.80 150F 18476 \$95 ⁶⁰
03/31	RIDENOW POWERSPORTS- A APACHE JUNCTI AZ	18475 50.59 100F
03/31	SELECT TECH 931-6848964 TN	18475 519.92 100F
04/01	HARBOR FREIGHT TOOLS 252 APACHE JUNCTI AZ	18476 48.66 150F
04/01	AMZN Mkip US*747YG2PV3 Amzn.com/bill WA	18476 56.88 150F
04/01	THE WEBSTAUANT STORE 717-392-7472 PA	18476 540.37 150F
03/31	RIDENOW POWERSPORTS- A APACHE JUNCTI AZ	18475 67.73 100F
04/04	AMZN Mkip US*G12ZW6SX3 Amzn.com/bill WA	18475 40.05 100F
04/06	VERN LEWIS WS MESA MESA AZ	18476 10.03 150F
VAUGHN CROSHAW TRANSACTIONS THIS CYCLE (CARD 0687) \$7401.59		
03/12	& FLAMINGO HOTEL LAS VEGAS LAS VEGAS NV	18523 731.33 100F
03/21	& ONE BEAT CPR LEARNING 855-683-2328 FL	18537 3,342.00 400F
TINA GEROLA TRANSACTIONS THIS CYCLE (CARD 6473) \$4073.33		
03/17	& WPY*FireNuggets Inc 855-469-3729 CA	18473 -425.00 100F
03/17	& WPY*FireNuggets Inc 855-469-3729 CA	18473 -425.00 100F
03/17	& PURCHASE PROTECTION 888-3174539 CA	18473 -68.00 100F
03/09	& THE HOME DEPOT #0477 PHOENIX AZ	18473 971.27 100F
03/12	& WPY*FireNuggets Inc 855-469-3729 CA	18473 850.00 100F
03/11	& PURCHASE PROTECTION 888-3174539 CA	18473 88.00 100F
03/14	& GOPRO *WWW.GOPRO.COM 888-600-4659 CA	18473 75.02 100F
03/25	& FS *digitalcombust 877-3278914 CA	18473 2,443.50 100F
03/31	WONDERSHARE SOFTWARE(H HONG KONG	18473 2.95 100F
03/31	WONDERSHARE SOFTWARE(H HONG KONG	18473 99.87 100F
04/06	WAL-MART #1381 APACHE JUNCTI AZ	18599 6.31 150F
04/06	THE HOME DEPOT 404 MESA AZ	18599 333.76 150F
FOX TANNER TRANSACTIONS THIS CYCLE (CARD 2689) \$3932.68		
03/25	& WM SUPERCENTER #1381 APACHE JUNCTI AZ	18560 30.07 150F
03/28	& WAL-MART #2482 MESA AZ	18560 27.59 150F
03/31	& WAL-MART #1381 APACHE JUNCTI AZ	18560 30.07 150F
04/05	FRY'S 0865 APACHE JUNCTI AZ	18560 13.58 150F
04/05	FRONTIER ACE HARDWARE APACHE JUNCTI AZ	18637 6.57 100F
04/06	Surface Preparation So 800-899-3872 CA	18633 618.32 150F
AMY BROOKS TRANSACTIONS THIS CYCLE (CARD 7121) \$728.20		
04/06	& STAPLS7306417111001001 SOUTH HACKENS NJ 100F	18553 \$12 ⁰⁰ -18.27 150F 186066 \$609
03/20	& AMZN Mkip US*2B3X67563 Amzn.com/bill WA	18531 476.40 100F
03/23	& AMZN Mkip US*ZZ2SW03G3 Amzn.com/bill WA	18531 329.49 100F
03/25	& STAPLS7306414288000001 877-8267755 NJ 100F	18553 \$149 ⁹⁸ 221.98 150F 186066 \$742 ⁰⁰
03/26	& STAPLS7306417111000001 877-8267755 NJ 100F	18553 \$392 ²⁴ 588.51 150F 186066 \$191 ⁰⁰
03/27	& STAPLS7306414288000002 877-8267755 NJ 100F	18553 \$7 ¹⁷ 10.76 150F 186066 \$359
03/28	& STAPLS7306478093000001 877-8267755 NJ 100F	18553 \$87 ⁰¹ 130.52 150F 186066 \$435 ⁰¹
03/31	& USPS KIOSK 0302599550 APACHE JUNCTI AZ	18579 16.50 100F
04/02	& STAPLS7306596588000001 877-8267755 NJ 100F	18553 \$65 ²⁰ 97.89 150F 186066 \$326 ³⁰
KELLY BARTZ TRANSACTIONS THIS CYCLE (CARD 3849) \$1853.78		

2020 Totals Year-to-Date

Total fees charged in 2020	\$0.00
Total interest charged in 2020	\$0.00

Year-to-date totals do not reflect any fee or interest refunds you may have received.

Superstition Fire & Medical District Monthly Pinal County Treasurer's Bank Account Reconciliation

150 General Fund

Reconciliation References:

- A Beginning bank balance
- B Interest Income
- C Current month's deposits
- D Current month's Accounts Payable disbursements
- E Current month's Payroll disbursements
- F Current month's bank ending balance
- G Accounts Payable checks outstanding at month-end
- H Payroll clearing account balance at month-end
- I Electronic / ACH clearing bank account balance at month-end
- J Lockbox bank account balance at month-end
- K Cash Balance per G/L Balance Sheet
- L Chase MasterCard credit card payment – warrant #1130003896 (paid 4/22/2020)



**Superstition Fire & Medical District
Ground Transport (Fund 150) Cash Reconciliation
Fiscal Year 2019 - 2020
4/30/2020**

	Deposits (Cash Receipts)	Cash Disbursements	Book Balance
Book Balance as of: 4/1/2020			<u>\$301,480.29</u> (A)
<u>Activity During the Month</u>			
Journal Entries:			
Interest Income (Expense):	557.25		557.25 (B)
Deposits	366,850.00		366,850.00 (C)
Revenue Transfer			
Cash Disbursements			
A) Accounts Payable		(173,145.22)	(173,145.22) (D)
B) Payroll Account		(121,039.07)	(121,039.07) (E)
C) Transfer In / Out			
	<u>\$367,407.25</u>	<u>(294,184.29)</u>	<u>\$374,703.25</u>
<u>Pinal County Bank Balance</u>			
Ending Bank Balance as of: 4/30/2020	Balance from YTD Column		\$ 349,002.58 (F)
Less: Outstanding Warrants	Check #		
	A/P	(43,272.18)	(43,272.18) (G)
	Payroll		-
			-
			<u>\$ 305,730.40</u>
	Cash Balance in Payroll Clearing Account		\$ 49,686.09 (H)
	Cash Balance in Electronic / ACH Clearing Account		\$ 0.92 (I)
	Cash Balance in LockBox		\$ 1,875.20 (J)
			\$ 357,292.61
Prepared by: <u>[Signature]</u> 5/4/2020			Balance per B/S \$ 357,292.61 (K)
Reviewed by: <u>[Signature]</u> 5/5/2020			Difference \$ -



Pinal County Treasurer

Monthly Statement

Date Range: 4/1/2020 to 4/30/2020

Account	Period	YTD	
6116421002	Superstition FMD Ground Transport Fund		
Begin Balance:	(A) 301,480.29	186,699.32	
Income:	367,407.25	2,754,316.79	
LOC Advance:	.00	.00	
Expense:	(319,884.96)	(2,592,013.53)	LOC: .00
LOC Payments:	.00	.00	Warrants Outstanding: (43,272.18)
Cash Balance:	(E) 349,002.58	349,002.58	End: 305,730.40

Monthly Statement Summary

Source Code	Description	MTDAmount	YTDAmount
6116421002	Superstition FMD Ground Transport Fund	Beginning Balance:	301,480.29
			186,699.32
21100.40	Wells Fargo Bank Investment Interest	2.47	36.92
21100.41	Wells Fargo Repo Investment Interest	.00	408.21
21100.43	Wells Fargo Trust Investment Interest	1.28	25.54
21100.46	Wells Fargo Investment Investment Interest (B)	107.02	659.93
21100.47	WF Money Market Investment Interest \$557.25	30.30	93.63
21100.48	WF Brokerage Account Investment Interest	93.85	147.20
21100.55	Multi-Bank Securities Investment Interest	58.54	280.64
21100.70	Vining Sparks Investment Interest	249.95	1,537.39
21100.80	Stifel Nicolaus & Company Investment Interest	13.84	441.95
73 0	Deposits (C)	366,850.00	2,745,740.05
73750.0	Revenue Transfer	.00	4,945.33
90930.0	Warrants Redeemed (D)	(173,145.22)	(1,457,958.42)
91220.0	Disbursed by County Treasurer	(146,739.74)	(1,134,055.11)
	Ending Balance:	349,002.58	349,002.58

Monthly Statement Detail

Date	Notes	Doc #	Amount	C/D
6116421002 Superstition FMD Ground Transport Fund			Beginning Balance: 301,480.29	
21100.40	Wells Fargo Bank Investment Interest		Source Code Total: 2.47	
04/01	Investment Interest	0	2.47	C
21100.43	Wells Fargo Trust Investment Interest		Source Code Total: 1.28	
04/02	Investment Interest	0	1.28	C
21100.46	Wells Fargo Investment Investment Interest		Source Code Total: 107.02	
04/27	Investment Interest	0	28.77	C
04/27	Investment Interest	0	23.77	C
04/27	Investment Interest	0	24.95	C
04/28	Investment Interest	0	29.53	C
21100.47	WF Money Market Investment Interest		Source Code Total: 30.30	
04/01	Investment Interest	0	30.30	C
21100.48	WF Brokerage Account Investment Interest		Source Code Total: 93.85	
04/01	Investment Interest	0	36.52	C
04/09	Investment Interest	0	57.33	C
21100.55	Multi-Bank Securities Investment Interest		Source Code Total: 58.54	
04/09	Investment Interest	0	24.17	C
04/28	Investment Interest	0	32.85	C
04/30	Investment Interest	0	1.52	C
21100.70	Vining Sparks Investment Interest		Source Code Total: 249.95	
04/01	Investment Interest	0	12.96	C
04/02	Investment Interest	0	26.54	C
04/13	Investment Interest	0	13.89	C
04/13	Investment Interest	0	15.28	C
04/17	Investment Interest	0	19.45	C



Pinal County Treasurer

Monthly Statement

Date Range: 4/1/2020 to 4/30/2020

04/17 Investment Interest	0	32.41	C
04/30 Investment Interest	0	31.82	C
04/30 Investment Interest	0	29.18	C
04/30 Investment Interest	0	33.80	C
04/30 Investment Interest	0	34.62	C
21100.80 Stifel Nicolaus & Company Investment Interest		Source Code Total: 13.84	
04/28 Investment Interest	0	13.84	C
73160.0 Deposits		Source Code Total: 366,850.00	
04/09 WIRED MONEY TO GROUND TRANSPORT FUND	0	114,585.00	C
04/16 WIRED MONEY TO GROUND TRANSPORT FUND	0	68,155.00	C
04/23 WIRED MONEY TO GROUND TRANSPORT FUND	0	108,565.00	C
04/30 WIRED MONEY TO GROUND TRANSPORT FUND	0	75,545.00	C
90930.0 Warrants Redeemed		Source Code Total: (173,145.22)	
04/01 Paid Warrants	0	(5,355.08)	D
04/02 Paid Warrants	0	(7,668.81)	D
04/03 Paid Warrants	0	(248.04)	D
04/06 Paid Warrants	0	(19,166.99)	D
04/07 Paid Warrants	0	(12,984.39)	D
04/08 Paid Warrants	0	(1,308.12)	D
04/09 Paid Warrants	0	(29,384.13)	D
04/10 Paid Warrants	0	(12,405.62)	D
04/14 Paid Warrants	0	(13,958.07)	D
04/15 Paid Warrants	0	(2,423.83)	D
04/16 Paid Warrants	0	(4,217.94)	D
04/17 Paid Warrants	0	(2,609.76)	D
04/20 Paid Warrants	0	(3,464.95)	D
04/21 Paid Warrants	0	(7,088.44)	D
04/22 Paid Warrants	0	(12,578.06)	D
04/23 Paid Warrants	0	(17,334.04)	D
04/24 Paid Warrants	0	(2,601.35)	D
04/27 Paid Warrants	0	(759.78)	D
04/28 Paid Warrants	0	(14,712.46)	D
04/29 Paid Warrants	0	(2,535.43)	D
04/30 Paid Warrants	0	(339.93)	D
91220.0 Disbursed by County Treasurer		Source Code Total: (146,739.74)	
04/01 Ambulatory Emp Payroll Direct Deposit	0	(28,230.99)	D
04/01 District Federal & Statel P/R Taxes	0	(11,893.39)	D
04/01 District 457, union dues, pac	0	(5,849.33)	D
04/01 H.S.A.	0	(1,851.12)	D
04/16 Ambulatory Emp Payroll Direct Deposit	0	(29,158.56)	D
04/16 District Federal & State P/R Taxes	0	(12,033.49)	D
04/16 District 457, union dues, pac	0	(6,035.65)	D
04/16 H.S.A.	0	(2,001.12)	D
04/29 Ambulatory Emp Payroll Direct Deposit	0	(29,464.71)	D
04/29 District Federal & State P/R Taxes	0	(12,184.61)	D
04/29 District 457, union dues, pac	0	(6,035.65)	D
04/29 HSA	0	(2,001.12)	D

6116421002 Superstition FMD Ground Transport Fund **Ending Balance: 349,002.58**

Warrant Detail

Payee Name	Warrant	Amount	Issue Dt	Status Dt	Voucher
------------	---------	--------	----------	-----------	---------

6116421002 Superstition FMD Ground Transport Fund

Account Total: 217,452.84

Fund: 1130

Fund Total: 193,467.42

Status: OUTS

Status Total: 43,272.18

GRAEME BINCH
ARIZONA PHYSICIANS IPA INC

1130003562
1130003626

92.28 12/18/19 12/18/19
100.13 01/15/20 01/15/20

67



Pinal County Treasurer

Monthly Statement

Date Range: 4/1/2020 to 4/30/2020

OPTUMCARE	1130003757	258.43	03/04/20	03/04/20
OPTUMCARE	1130003760	257.69	03/04/20	03/04/20
APACHE JUNCTION UNIFIED	1130003774	1,419.47	03/11/20	03/11/20
RONALD DEMARZO	1130003855	97.19	04/08/20	04/08/20
TOSHIBA BUSINESS SOLUTIONS,INC	1130003889	90.84	04/15/20	04/15/20
WATER UTILITIES COMM FD DBA	1130003893	130.36	04/22/20	04/22/20
CITY OF MESA	1130003899	93.33	04/22/20	04/22/20
CADWELL IRREVOCABLE TRUST III	1130003906	132.17	04/22/20	05/01/20
PROPHET NETWORK INTEGRATION,IN	1130003907	2,106.84	04/22/20	04/22/20
UNITED HEALTHCARE INSURANCE CO	1130003910	12,310.44	04/22/20	04/22/20
AA COOLING AND HEATING LLC	1130003913	636.64	04/29/20	04/29/20
APACHE JUNCTION UNIFIED	1130003914	1,265.08	04/29/20	04/29/20
WATER UTILITIES COMM FD DBA	1130003915	18.15	04/29/20	04/29/20
ARIZONA WATER COMPANY, INC.	1130003916	94.57	04/29/20	04/29/20
AT&T CORP	1130003917	419.86	04/29/20	04/29/20
BANNER GOLDFIELD MEDICAL CEN	1130003918	328.70	04/29/20	04/29/20
BANNER BAYWOOD MEDICAL CENTER	1130003919	153.50	04/29/20	04/29/20
ADVANCED DATA PROCESSING, INC	1130003920	13,967.51	04/29/20	04/29/20
MAGIC PEST CONTROL	1130003921	237.26	04/29/20	04/29/20
MEDIACOM	1130003922	2,459.16	04/29/20	04/29/20
MEDIACOM	1130003923	172.13	04/29/20	04/29/20
PINAL COUNTY RECORDER'S OFFICE	1130003924	15.00	04/29/20	04/29/20
STANDARD INSURANCE COMPANY	1130003925	802.09	04/29/20	04/29/20
SURFACE PREPARATION SOLUTIONS	1130003926	444.57	04/29/20	04/29/20
TARGET SOLUTIONS LEARNING LLC	1130003927	4,428.33	04/29/20	04/29/20
MATLICK ENTERPRISES INC DBA	1130003928	250.04	04/29/20	04/29/20
WAXIE'S ENTERPRISES, INC	1130003929	490.42	04/29/20	04/29/20
Status: PAID				Status Total: 149,159.80
AZ DEPT OF HEALTH SERVICES	1130003721	250.00	02/26/20	04/17/20
APACHE JUNCTION UNIFIED	1130003745	1,417.26	03/04/20	04/06/20
FOOTHILLS PUBLISHING INC	1130003750	51.88	03/04/20	04/01/20
CARE1ST HEALTH PLAN	1130003755	288.66	03/04/20	04/10/20
CARE1ST HEALTH PLAN	1130003756	323.20	03/04/20	04/10/20
ADVANCED DATA PROCESSING, INC	1130003781	11,447.36	03/11/20	04/07/20
ARIZONA COMPLETE HEALTHF	1130003783	1,094.56	03/11/20	04/07/20
MERCY CARE	1130003784	1,113.91	03/11/20	04/23/20
ARIZONA PHYSICIANS IPA INC	1130003786	992.71	03/11/20	04/02/20
ARIZONA PHYSICIANS IPA INC	1130003787	92.55	03/11/20	04/02/20
ARIZONA PHYSICIANS IPA INC	1130003788	93.34	03/11/20	04/02/20
TOSHIBA BUSINESS SOLUTIONS,INC	1130003792	86.09	03/11/20	04/02/20
ARIZONA BEST SEAL TEAM, DBA:	1130003806	546.66	03/18/20	04/06/20
PHOENIX TECHNOLOGY SOLUTIONS	1130003811	33.00	03/18/20	04/03/20
AETNA BEHAVIORAL HEALTH, LLC	1130003815	215.04	03/25/20	04/03/20
AFLAC	1130003816	350.64	03/25/20	04/07/20
WATER UTILITIES COMM FD DBA	1130003817	17.33	03/25/20	04/06/20
ARIZONA WATER COMPANY, INC.	1130003818	91.83	03/25/20	04/07/20
AZ DPS	1130003819	22.00	03/25/20	04/02/20
AT&T CORP	1130003820	408.92	03/25/20	04/06/20
DELTA DENTAL OF ARIZONA	1130003821	937.03	03/25/20	04/01/20
DELTA DENTAL INSURANCE COMPANY	1130003822	80.37	03/25/20	04/02/20
ROBERT E DEBOW JR. CONST, INC.	1130003823	896.66	03/25/20	04/01/20
GINCO PLUMBING LLC	1130003824	75.00	03/25/20	04/01/20
MEDLINE INDUSTRIES, INC.	1130003826	323.98	03/25/20	04/01/20
REDBURN TIRE COMPANY, INC.	1130003828	1,900.21	03/25/20	04/01/20
GARY A. SMITH, MD, PLLC	1130003829	3,750.00	03/25/20	04/02/20
STANDARD INSURANCE COMPANY	1130003830	728.65	03/25/20	04/01/20
SUPERSTITION SAFETY SERV, LLC	1130003831	32.99	03/25/20	04/01/20
MATLICK ENTERPRISES INC DBA	1130003833	251.15	03/25/20	04/01/20
UNITED HEALTHCARE INSURANCE CO	1130003834	13,611.66	03/25/20	04/06/20
VISION SERVICE PLAN	1130003835	157.53	03/25/20	04/01/20
WAXIE'S ENTERPRISES, INC	1130003836	2,551.75	03/25/20	04/02/20
ARIZONA WATER COMPANY, INC.	1130003837	94.22	03/31/20	04/10/20



Pinal County Treasurer

Monthly Statement

Date Range: 4/1/2020 to 4/30/2020

AVID LOCKSMITH, LLC	1130003838	117.57	03/31/20	04/09/20
BOUND TREE MEDICAL LLC	1130003839	8,791.08	03/31/20	04/09/20
CSC ELECTRICAL CONTRACTOR, LLC	1130003840	154.16	03/31/20	04/14/20
ADVANCED DATA PROCESSING, INC	1130003841	12,386.26	03/31/20	04/14/20
PITNEY BOWES	1130003842	46.85	03/31/20	04/14/20
SALT RIVER PROJECT	1130003843	884.00	03/31/20	04/08/20
DON SANDERSON FORD, INC	1130003844	96.38	03/31/20	04/10/20
JOSE MILTON SANTIBANEZ LOPEZ,	1130003845	3,165.16	03/31/20	04/08/20
MATLICK ENTERPRISES INC DBA	1130003846	39.89	03/31/20	04/08/20
WAXIE'S ENTERPRISES, INC	1130003847	384.23	03/31/20	04/08/20
GNG DESIGN ENTERPRISES, LLC	1130003848	20,475.48	04/06/20	04/09/20
ACCUSEARCH	1130003849	59.00	04/08/20	04/15/20
APACHE OXY-MED INC DBA	1130003850	1,118.00	04/08/20	04/16/20
ARIZONA PPE RECON, INC.	1130003851	462.67	04/08/20	04/14/20
ARIZONAWATERCONDITIONING DBA	1130003852	145.91	04/08/20	04/17/20
CITY OF MESA	1130003853	1,680.75	04/08/20	04/17/20
CTS	1130003854	409.14	04/08/20	04/27/20
GALLOWAY ASSET MANAGEMENT, LLC	1130003856	237.50	04/08/20	04/23/20
GINCO PLUMBING LLC	1130003857	145.83	04/08/20	04/16/20
WEX BANK DBA	1130003858	1,085.02	04/08/20	04/16/20
HEALTHCARE MEDICAL WASTE, INC	1130003859	279.91	04/08/20	04/23/20
MEDIACOM	1130003860	2,459.16	04/08/20	04/20/20
MEDIACOM	1130003861	172.13	04/08/20	04/20/20
PIONEER DISTRIBUTING CO., INC.	1130003862	144.62	04/08/20	04/15/20
PROPHET NETWORK INTEGRATION,IN	1130003863	602.28	04/08/20	04/16/20
CENTURYLINK	1130003864	533.10	04/08/20	04/17/20
RE RN TIRE COMPANY, INC.	1130003865	1,266.81	04/08/20	04/16/20
SAN TAN FORD	1130003866	29.18	04/08/20	04/14/20
SOUTHWEST GAS CORPORATION	1130003867	50.69	04/08/20	04/15/20
STANDARD INSURANCE COMPANY	1130003868	794.24	04/08/20	04/15/20
SUPERSTITION MOUNTAINS CFD #1	1130003869	128.70	04/08/20	04/15/20
SUPERSTITION SAFETY SERV, LLC	1130003870	32.99	04/08/20	04/15/20
MATLICK ENTERPRISES INC DBA	1130003871	1,213.59	04/08/20	04/15/20
UNIFIRST CORPORATION	1130003872	280.60	04/08/20	04/20/20
WAXIE'S ENTERPRISES, INC	1130003873	539.94	04/08/20	04/14/20
AFLAC	1130003874	350.64	04/15/20	04/27/20
ARIZONA WATER COMPANY, INC.	1130003875	80.92	04/15/20	04/23/20
AVID LOCKSMITH, LLC	1130003876	844.48	04/15/20	04/22/20
BANNER OCCUPATIONAL HEALTH	1130003877	65.00	04/15/20	04/21/20
BRENDEN ESPIE	1130003878	875.00	04/15/20	04/24/20
BOUND TREE MEDICAL LLC	1130003879	7,023.44	04/15/20	04/21/20
CITY OF APACHE JUNCTION	1130003880	1,326.34	04/15/20	04/28/20
CITY OF MESA	1130003881	13,777.46	04/15/20	04/23/20
GINCO PLUMBING LLC	1130003882	553.06	04/15/20	04/20/20
LAWRENCE D BOOKHAMER	1130003883	177.02	04/15/20	04/23/20
EDWARD C & BARBARA C STRUM	1130003884	1,533.68	04/15/20	04/24/20
ROBERT D SHERIDAN	1130003885	24.66	04/15/20	04/23/20
PROPHET NETWORK INTEGRATION,IN	1130003886	1,016.67	04/15/20	04/23/20
PHOENIX TECHNOLOGY SOLUTIONS	1130003887	33.00	04/15/20	04/22/20
CENTURYLINK	1130003888	87.59	04/15/20	04/23/20
VERIZON WIRELESS SERVICES LLC	1130003890	388.40	04/15/20	04/23/20
ADR HARDWARE, LLC	1130003891	8.71	04/22/20	04/30/20
AETNA BEHAVIORAL HEALTH, LLC	1130003892	230.40	04/22/20	04/30/20
ARIZONA WATER COMPANY, INC.	1130003894	88.04	04/22/20	04/28/20
BOUND TREE MEDICAL LLC	1130003895	225.39	04/22/20	04/28/20
CK	1130003896	11,183.02	04/22/20	04/28/20
DELTA DENTAL OF ARIZONA	1130003900	999.21	04/22/20	04/28/20
DELTA DENTAL INSURANCE COMPANY	1130003901	80.37	04/22/20	04/29/20
EFFICIENT ROOFING, LLC	1130003902	1,637.50	04/22/20	04/29/20
ELLIOTT AUTO SUPPLY CO, INC.	1130003903	104.95	04/22/20	04/29/20
LIBERTY WATER COMPANY, INC.	1130003904	41.73	04/22/20	04/28/20
KANSAS STATE BANK OF MANHATTAN	1130003905	79.20	04/22/20	04/29/20
REDBURN TIRE COMPANY, INC.	1130003908	633.41	04/22/20	04/29/20

(L)

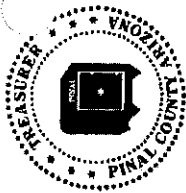


Pinal County Treasurer

Monthly Statement

Date Range: 4/1/2020 to 4/30/2020

RIGHT AWAY DISPOSAL, LLC	1130003909	100.82	04/22/20	04/30/20	
VISION SERVICE PLAN	1130003911	157.53	04/22/20	04/28/20	
WAXIE'S ENTERPRISES, INC	1130003912	691.20	04/22/20	04/28/20	
Status: VOID					Status Total: 1,035.44
MYRA L WOLFF	1130003233	103.61	08/07/19	04/07/20	
STANDARD INSURANCE COMPANY	1130003327	794.24	09/11/19	04/07/20	
CADWELL IRREVOCABLE TRUST III	1130003493	137.59	11/20/19	04/07/20	
Fund: 1131					Fund Total: 23,985.42
Status: PAID					Status Total: 23,985.42
JUSTIN I ELLIOTT	1131000512	20.52	04/03/20	04/14/20	
JAMES R. VAUGHN, PC TRUST ACCOUNT	1131000513	318.49	04/03/20	04/14/20	
ARIZONA STATE RETIREMENT SYSTEM	1131000514	11,453.16	04/03/20	04/10/20	
AZ FF RETIREE HEALTH TRUST FUND	1131000515	150.00	04/03/20	04/10/20	
JAMES R. VAUGHN, PC TRUST ACCOUNT	1131000516	192.67	04/17/20	04/24/20	
ARIZONA STATE RETIREMENT SYSTEM	1131000517	11,700.58	04/17/20	04/22/20	
AZ FF RETIREE HEALTH TRUST FUND	1131000518	150.00	04/17/20	04/23/20	
	Count	Amount			
Total OUTS:	29	43,272.18			
Total PAID:	107	173,145.22			
Total VOID:	3	1,035.44			



Pinal County, Treasurer

Pending Treasurer Receipt

Control No. 346018

Treasurer's Office Use

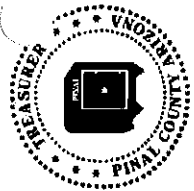
Receipt No.:

Posted By:

Receipt Date: 4/9/2020 Cash: \$0.00 Submitted By: JenniferBurke1
 Total Amount: \$114,585.00 Check: \$0.00 Department: Superstition Fire & Medical District
 Wire/Direct Deposit: \$114,585.00
 Credit Card: \$0.00

GL	Source	Cost	Object	Subsid	Subled	Type	Notes	Amount
6116421002	73160.0						WIRED MONEY TO GROUND TRANSPORT FUND	\$114,585.00

C-1



Control No. 346291

Pinal County Treasurer Pending Treasurer Receipt

Treasurer's Office Use


Receipt No.:

Posted By:

Receipt Date: 4/16/2020 Cash: \$0.00 Submitted By: JenniferBurke1
 Total Amount: \$68,155.00 Check: \$0.00 Department: Superstition Fire & Medical District
 Wire/Direct Deposit: \$68,155.00
 Credit Card: \$0.00

GL	Source	Cost	Object	Subsid	Sublid	Type	Notes	Amount
6116421002	73160.0						WIRED MONEY TO GROUND TRANSPORT FUND	\$68,155.00

C-2



Control No. 346547

Pinal County Treasurer Pending Treasurer Receipt

Treasurer's Office Use

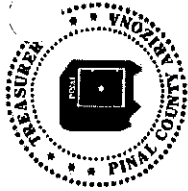
Receipt No.:

Posted By:

Receipt Date: 4/23/2020 Cash: \$0.00 Submitted By: JenniferBurke1
 Total Amount: \$108,565.00 Check: \$0.00 Department: Superstition Fire & Medical District
 Wire/Direct Deposit: \$108,565.00
 Credit Card: \$0.00

GL	Source	Cost	Object	Subsid	Subled	Type	Notes	Amount
6116421002	73160.0						WIRED MONEY TO GROUND TRANSPORT FUND	\$108,565.00

C.S



Control No. 346811

Pinal County Treasurer Pending Treasurer Receipt

Treasurer's Office Logo

Receipt No.: _____

Posted By: _____

Receipt Date: 4/30/2020 Cash: \$0.00 Submitted By: JenniferBurke1

Total Amount: \$75,545.00 Check: \$0.00 Department: Superstition Fire & Medical District

Wire/Direct Deposit: \$75,545.00

Credit Card: \$0.00

GL	Source	Cost	Object	Subsid	Subled	Type	Notes	Amount
6116421002	73160.0						WIRED MONEY TO GROUND TRANSPORT FUND	\$75,545.00

C-4

Superstition Fli Medical District
GL Account Ledger - Detail By Period
4/1/2020 through 4/30/2020

Batch	Journal	Entry #	Date	Job	Document	Description	Debits	Credits	Balance
150-10-10150-10						PAYROLL ACCOUNT (TRANSPORT)			(\$1,234,457.23)
17497	PR	771619	04/03/20		512 - 4069	Payroll All Freq EFT 3/29/2020	-	46,022.49	(1,280,479.72)
17500	J	771647	04/03/20		JE0403	Paydate 4.3.20 Rcls	-	11,893.39	(1,292,373.11)
17500	J	771651	04/03/20		JE0403	Paydate 4.3.20 Rcls	-	1,851.12	(1,294,224.23)
17516	PR	771960	04/17/20		516 - 4112	Payroll All Freq 4/12/2020	-	47,237.46	(1,341,461.69)
17518	J	771987	04/17/20		JE0408	Paydate 041720 Rcls	-	12,033.49	(1,353,495.18)
17518	J	771991	04/17/20		JE0408	Paydate 041720 Rcls	-	2,001.12	(1,355,496.30)
PAYROLL ACCOUNT (TRANSPORT) TOTALS:							\$0.00	\$121,039.07	(\$1,355,496.30)
TOTAL OF LEDGER:							\$0.00	\$121,039.07	(\$1,355,496.30)

(E)

Commercial Checking Acct Public Funds

Account number: 4121535058 ■ April 1, 2020 - April 30, 2020 ■ Page 1 of 2



SUPERSTITION FIRE & MEDICAL DISTRICT
 PAYROLL CLEARING ACCT
 565 N IDAHO RD
 APACHE JUNCTION AZ 85119-4014

Questions?

Call your Customer Service Officer or Client Services
1-800-AT WELLS (1-800-289-3557)
 5:00 AM TO 6:00 PM Pacific Time Monday - Friday

Online: wellsfargo.com

Write: Wells Fargo Bank, N.A. (182)
 PO Box 83020
 San Francisco, CA 94163

Account summary

Commercial Checking Acct Public Funds

150 (H)
 49,686.09

100
 416,244.91

Account number	Beginning balance	Total credits	Total debits	Ending balance
4121535058	\$100.00	\$1,390,207.40	-\$924,376.40	\$465,931.00

Credits

Electronic deposits/bank credits

Effective date	Posted date	Amount	Transaction detail
	04/01	462,697.34	WT Seq200370 Pinal County /Org=Pinal County Treasurer Srff# Gw00000032379505 Trn#200401200370 Rfb# 6959
	04/16	461,679.06	WT Seq199622 Pinal County /Org=Pinal County Treasurer Srff# Gw00000032675102 Trn#200415199622 Rfb# 6971
	04/29	465,831.00	WT Seq187654 Pinal County /Org=Pinal County Treasurer Srff# Gw00000032979459 Trn#200429187654 Rfb# 6986
		\$1,390,207.40	Total electronic deposits/bank credits
		\$1,390,207.40	Total credits

Debits

Electronic debits/bank debits

Effective date	Posted date	Amount	Transaction detail
	04/03	224,207.36	ACH Origination - Superstition Fir - File 1860311208 Coid 1860311208
	04/03	43,861.47	ACH Origination - Superstition Fir - File 1860311208 Coid 1860311208
	04/03	28,230.99	ACH Origination - Superstition Fir - File 1860311208 Coid 1860311208
	04/03	5,849.33	ACH Origination - Superstition Fir - File 1860311208 Coid 1860311208
	04/03	11,300.90	Healthequity Inc Healthequi 02 Apr 82581 Superstition Fire & ME
	04/03	51,301.24	< Business to Business ACH Debit - IRS Usataxpymt 040320 220049460603459 Superstition Fire & ME
	04/03	10,442.86	< Business to Business ACH Debit - AZ Dept of Rev Ccddir.Dbt xxxxx3092 Superstition Fire & ME



Electronic debits/bank debits (continued)

Effective date	Posted date	Amount	Transaction detail
	04/08	87,432.37	< Business to Business ACH Debit - Psprs Web Pay 200407 1144 Superstition Fire & ME
	04/08	70.82	< Business to Business ACH Debit - Psprs Web Pay 200407 1144 Superstition Fire & ME
	04/17	222,773.80	ACH Origination - Superstition Fir - File 1860311208 Coid 1860311208
	04/17	43,812.17	ACH Origination - Superstition Fir - File 1860311208 Coid 1860311208
	04/17	29,158.56	ACH Origination - Superstition Fir - File 1860311208 Coid 1860311208
	04/17	6,035.65	ACH Origination - Superstition Fir - File 1860311208 Coid 1860311208
	04/17	11,066.29	Healthequity Inc Healthequi 16 Apr 82581 Superstition Fire & ME
	04/20	87,185.87	< Business to Business ACH Debit - Psprs Web Pay 200417 1144 Superstition Fire & ME
	04/20	51,182.90	< Business to Business ACH Debit - IRS Usat taxpymt 042020 220051103570844 Superstition Fire & ME
	04/20	10,393.00	< Business to Business ACH Debit - AZ Dept of Rev Ccddir.Dbt xxxxx3092 Superstition Fire & ME
	04/20	70.82	< Business to Business ACH Debit - Psprs Web Pay 200417 1144 Superstition Fire & ME
		\$924,376.40	Total electronic debits/bank debits
		\$924,376.40	Total debits


< **Business to Business ACH:** if this is a business account, this transaction has a return time frame of one business day from post date. This time frame does not apply to consumer accounts.

Daily ledger balance summary

Date	Balance	Date	Balance	Date	Balance
03/31	100.00	04/08	100.00	04/20	100.00
04/01	462,797.34	04/16	461,779.06	04/29	465,931.00
04/03	87,603.19	04/17	148,932.59		
Average daily ledger balance		\$106,858.31			

 **IMPORTANT ACCOUNT INFORMATION**

Effective April 1, 2020, we modified our commercial account agreement to reserve the right to assess a monthly deposit balance fee on the average positive collected balance in your commercial checking account(s) with us. When and if we assess the deposit balance fee, the amount of the fee will appear on the periodic statement or client analysis statement for your account. The deposit balance fee is subject to change by us at any time without notice. For questions about the modification, you may contact your relationship manager.



ADVICE OF CHARGE

DATE ENTERED: April 29, 2020

ENTERED BY: Lori Hlavin

SRC	ACCOUNT #	AMOUNT	REASON
91220	6-11642-1001	\$ 225,420.65 ✓	<u>(E) EMPLOYEES PAYROLL DIRECT DEPOSIT</u>
91220	6-11642-1001	\$ 50,081.91 ✓	<u>(E) DISTRICT FEDERAL & STATE PR TAXES</u>
91220	6-11642-1001	\$ 43,854.80 ✓	<u>(E) DISTRICT 457, UNION DUES, CHARITIES & PAC</u>
91220	6-11642-1001	\$ 9,065.17 ✓	<u>(E) H.S.A</u>
91220	6-11642-1001	\$ 87,722.38 ✓	<u>(E) PSPRS</u>
91220	6-11642-1002	\$ 29,464.71 ✓	<u>(E) EMPLOYEES PAYROLL DIRECT DEPOSIT</u>
91220	6-11642-1002	\$ 12,184.61 ✓	<u>(E) DISTRICT FEDERAL & STATE PR TAXES</u>
91220	6-11642-1002	\$ 6,035.65 ✓	<u>(E) DISTRICT 457, UNION DUES, CHARITIES & PAC</u>
91220	6-11642-1002	\$ 2,001.12 ✓	<u>(E) H.S.A</u>
TOTAL		<u>\$ 465,831.00</u>	

Handwritten: A large bracket on the right side of the table groups the last four rows (accounts 1002). To the right of the bracket, the amount "\$ 49,686.09" is written, with a circled "17" next to it.

WIRE INSTRUCTIONS:

WIRE FROM
Treasurer's Wells Fargo Bank Account #4121535041

TO
SFMD's Wells Fargo Bank Payroll Clearing Account #4121535058

Superstition Fire & Medical District
Accounting Department
565 N. Idaho Rd.
Apache Junction, AZ 85219

Signature: Roger Wood 4/29/2020
Authorized Signature

FAX TO: 520-868-9007

Commercial Checking Acct Public Funds

Account number: 4942920083 ■ April 1, 2020 - April 30, 2020 ■ Page 1 of 8



SUPERSTITION FIRE & MEDICAL DISTRICT
GROUND TRANSPORTATION
565 N IDAHO RD
APACHE JUNCTION AZ 85119-4014

Questions?

Call your Customer Service Officer or Client Services
1-800-AT WELLS (1-800-289-3557)
5:00 AM TO 6:00 PM Pacific Time Monday - Friday

Online: wellsfargo.com

Write: Wells Fargo Bank, N.A. (182)
PO Box 63020
San Francisco, CA 94163

Account summary

Commercial Checking Acct Public Funds

Account number	Beginning balance	Total credits	Total debits	Ending balance
4942920083	\$0.14	\$368,413.06	-\$368,412.28	\$0.92

①

Credits

Electronic deposits/bank credits

Effective date	Posted date	Amount	Transaction detail
	04/01	125.00	Merchant Service Merch Dep 200331 8029396648 Superstition Fire and
	04/01	4,412.29	Mercy Care Plan Hcclaimpmt 200331 00145658 TRN*1*5465863*1860527381*Ahcccs Acute\
	04/01	2,830.88	Bcbs of Arizona Hcclaimpmt 200330 1184003220 TRN*1*511091964*1860004538\
	04/01	1,597.80	Cigna Hcclaimpmt 032820 1184003220 TRN*1*200328090040760*1591031071\
	04/01	541.97	Mercy Care Plan Hcclaimpmt 200331 00145658 TRN*1*5468464*1860527381*Mercy Care Advantage - S
	04/01	458.42	Aetna AS01 Hcclaimpmt 1184003220 TRN*1*882008601010128*1066033492\
	04/01	371.16	Aetna H09 Hcclaimpmt 1184003220 TRN*1*160327200267215*1066033492\
	04/01	329.63	Noridian Azutmt Hcclaimpmt 200330 1184003220 TRN*1*892259692*1450173185~
	04/01	226.26	Aetna AS01 Hcclaimpmt 1184003220 TRN*1*882008701001758*1066033492\
	04/01	116.58	Bcbs of Arizona Hcclaimpmt 200330 1184003220 TRN*1*511093491*1860004538\
	04/02	197.90	Merchant Service Merch Dep 200401 8029396648 Superstition Fire and
	04/02	9,583.82	Noridian Azutmt Hcclaimpmt 200401 1184003220 TRN*1*892263502*1450173185~
	04/02	1,565.74	36 Treas 310 Misc Pay 040220 xxxxx0012 69\GE*1*48389669\lea*1*048389635\

Electronic deposits/bank credits (continued)

Effective date	Posted date	Amount	Transaction detail
	04/02	212.17	Hhp Texas Hcclaimpmt 200402 362703 TRN*1*011840012687581*1610994632\
	04/02	193.50	Humana Cha Disb Hcclaimpmt 200402 362703 TRN*1*014840101236262*1611013183\
	04/02	133.91	Colonial Penn Li Hcclaimpmt 041001031519789 TRN*1*1519789*1231628836~
	04/03	1,558.62	Merchant Service Merch Dep 200402 8029396648 Superstition Fire and
	04/03	2,146.39	Noridian Azutmt Hcclaimpmt 200401 1184003220 TRN*1*892267080*1450173185~
	04/03	2,078.70	Aetna AS01 Hcclaimpmt 1184003220 TRN*1*820091000187105*1066033492\
	04/03	1,822.22	Bcbs of Arizona Hcclaimpmt 200401 1184003220 TRN*1*511880627*1860004538\
	04/03	1,201.30	Aetna AS01 Hcclaimpmt 1184003220 TRN*1*820091000187100*1066033492\
	04/03	1,168.42	Ahcccs Programma Hcclaimpmt 200401 202004011202882 TRN*1*202004011202882*1866004791*Fsv
	04/03	521.15	Humana Ins CO Hcclaimpmt 200403 362703 TRN*1*001290049647570*1391263473\
	04/03	497.43	Aetna H09 Hcclaimpmt 1184003220 TRN*1*160331200260431*1066033492\
	04/03	487.84	Aetna AS01 Hcclaimpmt 1184003220 TRN*1*882008901011721*1066033492\
	04/03	286.04	Aetna A04 Hcclaimpmt 1184003220 TRN*1*820091000187104*1066033492\
	04/03	194.99	Hwho Hcclaimpmt 200403 362703 TRN*1*009000012340498*1391525003\
	04/03	114.13	Aetna AS01 Hcclaimpmt 1184003220 TRN*1*820091000187101*1066033492\
	04/06	280.00	Merchant Service Merch Dep 200404 8029396648 Superstition Fire and
	04/06	6,840.69	Noridian Azutmt Hcclaimpmt 200402 1184003220 TRN*1*892271122*1450173185~
	04/06	238.32	Mercy Care Plan Hcclaimpmt 200403 00145658 TRN*1*5469491*1860527381*Altcs General\
	04/06	42.49	Bcbs of Arizona Hcclaimpmt 200402 1184003220 TRN*1*511931994*1860004538\
	04/07	99.45	Merchant Service Merch Dep 200405 8029396648 Superstition Fire and
	04/07	1,569.53	Bcbs of Arizona Hcclaimpmt 200403 1184003220 TRN*1*511982392*1860004538\
	04/07	942.75	Bcbs of Arizona Hcclaimpmt 200403 1184003220 TRN*1*511981046*1860004538\
	04/07	630.55	Humana Ins CO Hcclaimpmt 200407 362703 TRN*1*001290049710507*1391263473\
	04/07	591.86	Aetna H09 Hcclaimpmt 1184003220 TRN*1*160402200292952*1066033492\
	04/07	211.41	Hhp Texas Hcclaimpmt 200407 362703 TRN*1*011840012689745*1610994632\
	04/07	51.88	Hdic Hcclaimpmt 200407 362703 TRN*1*017370010808075*1390714280\
	04/07	37.34	Aetna AS01 Hcclaimpmt 1184003220 TRN*1*882009201006397*1066033492\
	04/08	643.15	Merchant Service Merch Dep 200407 8029396648 Superstition Fire and

Electronic deposits/bank credits (continued)

Effective date	Posted date	Amount	Transaction detail
	04/08	1,218.50	Noridian Azutmt Hcclaimpmt 200406 1184003220 TRN*1*892278505*1450173185~
	04/08	1,188.48	Bcbs of Arizona Hcclaimpmt 200406 1184003220 TRN*1*512134222*1860004538\
	04/08	1,152.27	Mercy Care Plan Hcclaimpmt 200407 00145658 TRN*1*5471412*1860527381*Ahcccs Acute\
	04/08	899.86	Ray Klein (PCS) AP 200408 Gt-0006062 Superstition Fire & ME
	04/08	443.02	Humana Ins CO Hcclaimpmt 200408 362703 TRN*1*001290049727934*1391263473\
	04/08	378.69	Mercy Care Plan Hcclaimpmt 200407 00145658 TRN*1*5474180*1860527381*Mercy Care Advantage - S
	04/08	368.31	Hhp Texas Hcclaimpmt 200408 362703 TRN*1*011840012691444*1610994632\
	04/08	346.95	Hhp Texas Hcclaimpmt 200408 362703 TRN*1*011840012691119*1610994632\
	04/09	54,395.00	WT Seq#99116 Superstition Fire & Med /Org=Superstition Fire & Medical Distri Srr# Gb00000032544873 Trn#200409099116 Rfb# 441
	04/09	95.08	Merchant Service Merch Dep 200408 8029396648 Superstition Fire and
	04/09	4,294.54	Bcbs of Arizona Hcclaimpmt 200407 1184003220 TRN*1*512180073*1860004538\
	04/09	2,767.28	Noridian Azutmt Hcclaimpmt 200407 1184003220 TRN*1*892281962*1450173185~
	04/09	331.99	36 Treas 310 Misc Pay 040920 xxxxx0012 *1*048564163\
	04/09	194.99	Hhp Texas Hcclaimpmt 200409 362703 TRN*1*011840012691744*1610994632\
	04/09	100.00	Pnp Billpayment 040620Sett 200409 6500 Apache Junction Fire D
	04/10	326.99	Merchant Service Merch Dep 200409 8029396648 Superstition Fire and
	04/10	5,926.46	Bcbs of Arizona Hcclaimpmt 200408 1184003220 TRN*1*512230798*1860004538\
	04/10	1,517.65	Aetna AS01 Hcclaimpmt 1184003220 TRN*1*820098000351989*1066033492\
	04/10	1,238.76	Ahcccs Programma Hcclaimpmt 200408 202004081209020 TRN*1*202004081209020*1866004791*Fsv
	04/10	946.73	Cigna Edge Trans Hcclaimpmt 603600307135 TRN*1*603600307135*1591031071~
	04/10	498.91	Humana Ins CO Hcclaimpmt 200410 362703 TRN*1*001290049771230*1391263473\
	04/10	407.32	Aetna H09 Hcclaimpmt 1184003220 TRN*1*160407200388658*1066033492\
	04/13	877.36	Merchant Service Merch Dep 200411 8029396648 Superstition Fire and
	04/13	51.15	Merchant Service Merch Dep 200410 8029396648 Superstition Fire and
	04/13	3,663.23	Noridian Azutmt Hcclaimpmt 200408 1184003220 TRN*1*892286999*1450173185~
	04/13	1,279.84	Cigna Hcclaimpmt 040920 1184003220 TRN*1*200409090038099*1591031071\
	04/13	1,137.55	Mercy Care Plan Hcclaimpmt 200410 00145658 TRN*1*5475308*1860527381*Altcs General\

Electronic deposits/bank credits (continued)

Effective date	Posted date	Amount	Transaction detail
	04/13	366.14	Palmetto Gba Hcclaimpmt 200408 1184003220 TRN*1*807850715*1571062326~
	04/13	103.61	Bcbs of Arizona Hcclaimpmt 200409 1184003220 TRN*1*512286046*1860004538\
	04/13	20.00	Pnp Billpayment 040820Sett 200413 6500 Apache Junction Fire D
	04/14	1,693.98	36 Treas 310 Misc Pay 041420 xxxxx0012 95\GE*1*48691895\lea*1*048691861\
	04/14	521.89	Humana Ins CO Hcclaimpmt 200414 362703 TRN*1*001290049788332*1391263473\
	04/14	390.78	Palmetto Gba Hcclaimpmt 200409 1184003220 TRN*1*807859377*1571062326~
	04/14	367.10	Noridian Azutmt Hcclaimpmt 200409 1184003220 TRN*1*892291426*1450173185~
	04/14	242.71	Optum Lifeprint Hcclaimpmt 091000014284859 TRN*1*4284859*1272337487~
	04/15	25.00	Merchant Service Merch Dep 200414 8029396648 Superstition Fire and
	04/15	3,216.32	Mercy Care Plan Hcclaimpmt 200414 00145658 TRN*1*5477220*1860527381*Ahcccs Acute\
	04/15	1,239.77	Bcbs of Arizona Hcclaimpmt 200413 1184003220 TRN*1*512482732*1860004538\
	04/15	790.72	Noridian Azutmt Hcclaimpmt 200413 1184003220 TRN*1*892294958*1450173185~
	04/15	415.38	Bcbs of Arizona Hcclaimpmt 200413 1184003220 TRN*1*512487941*1860004538\
	04/15	372.71	Mercy Care Plan Hcclaimpmt 200414 00145658 TRN*1*5479746*1860527381* Mercy Care Advantage - S
	04/16	38,665.00	WT Seq#75902 Superstition Fire & Med /Org=Superstition Fire & Medical Distri Srf# Gb00000032684110 Trn#200416075902 Rfb# 446
	04/16	300.00	Merchant Service Merch Dep 200415 8029396648 Superstition Fire and
	04/16	1,167.71	Noridian Azutmt Hcclaimpmt 200414 1184003220 TRN*1*892298522*1450173185~
	04/16	241.19	Aetna H09 Hcclaimpmt 1184003220 TRN*1*160413200200845*1066033492\
	04/16	171.84	Humana Ins CO Hcclaimpmt 200416 362703 TRN*1*001290049868720*1391263473\
	04/16	92.43	Bcbs of Arizona Hcclaimpmt 200414 1184003220 TRN*1*512530756*1860004538\
	04/17	25.00	Merchant Service Merch Dep 200416 8029396648 Superstition Fire and
	04/17	50,500.19	US Hhs Stimulus Hhspayment xxxxx1208 TRN*1*750299100*1911911912*Cares Act Relief Payme
	04/17	4,206.38	Noridian Azutmt Hcclaimpmt 200415 1184003220 TRN*1*892303404*1450173185~
	04/17	3,484.14	Aetna AS01 Hcclaimpmt 1184003220 TRN*1*820105000211004*1066033492\
	04/17	1,666.95	Cigna Hcclaimpmt 041420 1184003220 TRN*1*200414090027857*1591031071\
	04/17	758.82	Bcbs of Arizona Hcclaimpmt 200415 1184003220 TRN*1*512581740*1860004538\



Electronic deposits/bank credits (continued)

Effective date	Posted date	Amount	Transaction detail
	04/17	600.00	Pnp Billpayment 041420Sett 200417 6500 Apache Junction Fire D
	04/17	559.23	Aetna AS01 Hcclaimpmt 1184003220 TRN*1*882010401014655*1066033492\
	04/17	198.49	Aetna H09 Hcclaimpmt 1184003220 TRN*1*160414200272569*1066033492\
	04/20	112.76	Merchant Service Merch Dep 200417 8029396648 Superstition Fire and
	04/20	100.00	Merchant Service Merch Dep 200418 8029396648 Superstition Fire and
	04/20	1,661.92	36 Treas 310 Misc Pay 042020 xxxxx0012 lea*1*048845893\
	04/20	849.97	Noridian Azutmt Hcclaimpmt 200416 1184003220 TRN*1*892307031*1450173185~
	04/20	95.08	Mercy Care Plan Hcclaimpmt 200417 00145658 TRN*1*5480714*1860527381*Altcs General\
	04/21	50.00	Merchant Service Merch Dep 200420 8029396648 Superstition Fire and
	04/21	1,884.11	Noridian Azutmt Hcclaimpmt 200417 1184003220 TRN*1*892310640*1450173185~
	04/21	387.02	Aetna H09 Hcclaimpmt 1184003220 TRN*1*160416200364198*1066033492\
	04/21	359.25	Medisun Claims Hcclaimpmt 200420 202000517568718 TRN*1*30560*1860522728*13548
	04/21	237.55	Hhp Texas Hcclaimpmt 200421 362703 TRN*1*011840012697603*1610994632\
	04/21	199.47	Humana Ins CO Hcclaimpmt 200421 362703 TRN*1*001290049894588*1391263473\
	04/21	189.01	Humana Ins CO Hcclaimpmt 200421 362703 TRN*1*001290049925909*1391263473\
	04/22	1,494.99	Merchant Service Merch Dep 200421 8029396648 Superstition Fire and
	04/22	5,241.42	Mercy Care Plan Hcclaimpmt 200421 00145658 TRN*1*5482577*1860527381*Ahcccs Acute\
	04/22	1,549.71	36 Treas 310 Misc Pay 042220 xxxxx0012 84\GE*1*48929184\lea*1*048929150\
	04/22	715.08	Mercy Care Plan Hcclaimpmt 200421 00145658 TRN*1*5485053*1860527381*Mercy Care Advantage - S
	04/22	364.34	Noridian Azutmt Hcclaimpmt 200420 1184003220 TRN*1*892313993*1450173185~
	04/23	27,120.00	WT Seq#74933 Superstition Fire & Med /Org=Superstition Fire & Medical Distri Srf# Gb00000032833468 Trn#200423074933 Rfb# 448
	04/23	25.00	Merchant Service Merch Dep 200422 8029396648 Superstition Fire and
	04/23	3,163.54	36 Treas 310 Misc Pay 042320 xxxxx0012 3\SE*18*092065520\GE*1*48969720\lea*1*048969686\
	04/23	810.95	Noridian Azutmt Hcclaimpmt 200421 1184003220 TRN*1*892317366*1450173185~
	04/23	390.22	Aetna H09 Hcclaimpmt 1184003220 TRN*1*160420200460704*1066033492\
	04/23	163.53	Optum Lifepoint Hcclaimpmt 091000015278453 TRN*1*5278453*1272337487~
	04/24	1,533.68	Merchant Service Merch Dep 200423 8029396648 Superstition Fire and
	04/24	20,973.36	Noridian Azutmt Hcclaimpmt 200422 1184003220 TRN*1*892320724*1450173185~
	04/24	1,102.97	Aetna AS01 Hcclaimpmt 1184003220 TRN*1*820112000201162*1066033492\

Electronic deposits/bank credits (continued)

Effective date	Posted date	Amount	Transaction detail
	04/24	412.85	Hhp Texas Hcclaimpmt 200424 362703 TRN*1*011840012699263*1610994632\
	04/24	380.73	Medisun Claims Hcclaimpmt 200423 202000532709511 TRN*1*32114*1860522728*14518
	04/24	191.03	Hhp Texas Hcclaimpmt 200424 362703 TRN*1*011840012698706*1610994632\
	04/24	190.00	Hmp Hcclaimpmt 200424 362703 TRN*1*011900016730685*1611103898\
	04/24	100.00	Pnp Billpayment 042120Sett 200424 6500 Apache Junction Fire D
	04/27	289.24	Merchant Service Merch Dep 200424 8029396648 Superstition Fire and
	04/27	6,088.59	Noridian Azutmt Hcclaimpmt 200423 1184003220 TRN*1*892324169*1450173185~
	04/27	253.70	Bcbs of Arizona Hcclaimpmt 200423 1184003220 TRN*1*512984145*1860004538\
	04/27	229.29	Optum Lifepoint Hcclaimpmt 091000015501856 TRN*1*5501856*1272337487~
	04/27	107.27	Mercy Care Plan Hcclaimpmt 200424 00145658 TRN*1*5486058*1860527381*Altcs General\
	04/28	200.00	Merchant Service Merch Dep 200427 8029396648 Superstition Fire and
	04/28	1,252.60	Bcbs of Arizona Hcclaimpmt 200424 1184003220 TRN*1*513031421*1860004538\
	04/28	1,081.18	Palmetto Gba Hcclaimpmt 200423 1184003220 TRN*1*807935314*1571062326~
	04/28	510.69	Medisun Claims Hcclaimpmt 200427 202000542970574 TRN*1*33282*1860522728*15461
	04/28	420.09	Bcbsaz MA Claims Hcclaimpmt 200427 202000542971109 TRN*1*32916*1860004538*2564
	04/28	245.77	Hhp Texas Hcclaimpmt 200428 362703 TRN*1*011840012700029*1610994632\
	04/28	191.25	Humana Ins CO Hcclaimpmt 200428 362703 TRN*1*001290050022667*1391263473\
	04/29	1,654.54	Merchant Service Merch Dep 200428 8029396648 Superstition Fire and
	04/29	2,745.51	Noridian Azutmt Hcclaimpmt 200427 1184003220 TRN*1*892331188*1450173185~
	04/29	1,001.04	Palmetto Gba Hcclaimpmt 200424 1184003220 TRN*1*807942603*1571062326~
	04/29	429.73	Aetna H09 Hcclaimpmt 1184003220 TRN*1*160424200339731*1066033492\
	04/29	413.23	Bcbs of Arizona Hcclaimpmt 200427 1184003220 TRN*1*513184818*1860004538\
	04/29	343.59	Hhp Texas Hcclaimpmt 200429 362703 TRN*1*011840012701349*1610994632\
	04/29	254.64	Mercy Care Plan Hcclaimpmt 200428 00145658 TRN*1*5492491*1860527381*Ahcccs Acute\
	04/29	202.13	Hbpil Hcclaimpmt 200429 362703 TRN*1*000420013284729*1371326199\
	04/30	31,765.00	WT Seq105118 Superstition Fire & Med /Org=Superstition Fire & Medical Distri Srf# Gb00000032995033 Trn#200430105118 Rfb# 451
	04/30	400.00	Merchant Service Merch Dep 200429 8029396648 Superstition Fire and



Electronic deposits/bank credits (continued)

Effective date	Posted date	Amount	Transaction detail
	04/30	495.18	Noridian Azutmt Hcclaimpmt 200428 1184003220 TRN*1*892334667*1450173185~
	04/30	185.19	Bcbs of Arizona Hcclaimpmt 200428 1184003220 TRN*1*513237847*1860004538\
		\$368,413.06	Total electronic deposits/bank credits
		\$368,413.06	Total credits

Debits

Electronic debits/bank debits

Effective date	Posted date	Amount	Transaction detail
	04/02	342.28	Merchant Service Merch Fee 200331 8029396648 Superstition Fire and
	04/09	114,585.00	WT Seq#99176 Pinal County /Bnf=Pinal County Master Srf# Gw00000032544577 Trn#200409099176 Rfb# 443
	04/09	400.00	WT Seq#99120 Pinal County /Bnf=Pinal County Master Srf# Gw00000032544571 Trn#200409099120 Rfb# 442
	04/16	68,155.00	WT Seq#75960 Pinal County /Bnf=Pinal County Master Srf# Gw00000032684119 Trn#200416075960 Rfb# 447
	04/16	120.00	WT Seq#75845 Pinal County /Bnf=Pinal County Master Srf# Gw00000032684224 Trn#200416075845 Rfb# 445
	04/23	108,565.00	WT Seq#74968 Pinal County /Bnf=Pinal County Master Srf# Gw00000032833646 Trn#200423074968 Rfb# 450
	04/23	600.00	WT Seq#74957 Pinal County /Bnf=Pinal County Master Srf# Gw00000032832560 Trn#200423074957 Rfb# 449
	04/30	75,545.00	WT Seq105143 Pinal County /Bnf=Pinal County Master Srf# Gw00000032994906 Trn#200430105143 Rfb# 453
	04/30	100.00	WT Seq105127 Pinal County /Bnf=Pinal County Master Srf# Gw00000032994902 Trn#200430105127 Rfb# 452
		\$368,412.28	Total electronic debits/bank debits
		\$368,412.28	Total debits

Daily ledger balance summary

Date	Balance	Date	Balance	Date	Balance
03/31	0.14	04/10	10,864.32	04/22	77,493.61
04/01	11,010.13	04/13	18,363.20	04/23	1.85
04/02	22,554.89	04/14	21,579.66	04/24	24,886.47
04/03	34,632.12	04/15	27,639.56	04/27	31,854.56
04/06	42,033.62	04/16	2.73	04/28	35,756.14
04/07	46,168.39	04/17	62,001.93	04/29	42,800.55
04/08	52,807.62	04/20	64,821.66	04/30	0.92
04/09	1.50	04/21	68,128.07		

Average daily ledger balance \$32,005.77



IMPORTANT ACCOUNT INFORMATION

Effective April 1, 2020, we modified our commercial account agreement to reserve the right to assess a monthly deposit balance fee on the average positive collected balance in your commercial checking account(s) with us. When and if we assess the deposit balance fee, the amount of the fee will appear on the periodic statement or client analysis statement for your account. The deposit balance fee is subject to change by us at any time without notice. For questions about the modification, you may contact your relationship manager.

Commercial Checking Acct Public Funds

Account number: 4797829967 ■ April 1, 2020 - April 30, 2020 ■ Page 1 of 2



SUPERSTITION FIRE & MEDICAL DISTRICT
 TRANSPORT LOCKBOX ACCOUNT
 565 N IDAHO RD
 APACHE JUNCTION AZ 85119-4014

Questions?

Call your Customer Service Officer or Client Services
1-800-AT WELLS (1-800-289-3557)
 5:00 AM TO 6:00 PM Pacific Time Monday - Friday

Online: wellsfargo.com

Write: Wells Fargo Bank, N.A. (182)
 PO Box 63020
 San Francisco, CA 94163

Account summary

Commercial Checking Acct Public Funds

Account number	Beginning balance	Total credits	Total debits	Ending balance
4797829967	\$16,210.25	\$137,609.95	-\$151,945.00	\$1,875.20

J

Credits

Deposits

Effective date	Posted date	Amount	Transaction detail
04/02		5,200.91	Wholesale Lockbox Deposit Los Angeles Box 845500 Deposit 1
04/03		198.44	Wholesale Lockbox Deposit Los Angeles Box 845500 Deposit 1
04/06		28,365.32	Wholesale Lockbox Deposit Los Angeles Box 845500 Deposit 1
04/07		4,294.11	Wholesale Lockbox Deposit Los Angeles Box 845500 Deposit 1
04/08		130.14	Wholesale Lockbox Deposit Los Angeles Box 845500 Deposit 1
04/09		8,740.69	Wholesale Lockbox Deposit Los Angeles Box 845500 Deposit 1
04/10		408.36	Wholesale Lockbox Deposit Los Angeles Box 845500 Deposit 1
04/13		21,146.76	Wholesale Lockbox Deposit Los Angeles Box 845500 Deposit 1
04/14		8,366.03	Wholesale Lockbox Deposit Los Angeles Box 845500 Deposit 1
04/16		823.53	Wholesale Lockbox Deposit Los Angeles Box 845500 Deposit 1
04/20		9,029.43	Wholesale Lockbox Deposit Los Angeles Box 845500 Deposit 1
04/21		14,873.82	Wholesale Lockbox Deposit Los Angeles Box 845500 Deposit 1
04/22		2,395.34	Wholesale Lockbox Deposit Los Angeles Box 845500 Deposit 1
04/23		2,850.38	Wholesale Lockbox Deposit Los Angeles Box 845500 Deposit 1
04/24		1,205.93	Wholesale Lockbox Deposit Los Angeles Box 845500 Deposit 1
04/27		27,498.07	Wholesale Lockbox Deposit Los Angeles Box 845500 Deposit 1
04/28		208.10	Wholesale Lockbox Deposit Los Angeles Box 845500 Deposit 1
04/30		1,874.59	Wholesale Lockbox Deposit Los Angeles Box 845500 Deposit 1
		\$137,609.95	Total deposits
		\$137,609.95	Total credits



Debits

Electronic debits/bank debits

<i>Effective date</i>	<i>Posted date</i>	<i>Amount</i>	<i>Transaction detail</i>
04/09		54,395.00	WT Seq#99116 Superstition Fire & Med /Bnf=Superstition Fire & Medical Distri Srf# Gb00000032544873 Trn#200409099116 Rfb# 441
04/16		38,665.00	WT Seq#75902 Superstition Fire & Med /Bnf=Superstition Fire & Medical Distri Srf# Gb00000032684110 Trn#200416075902 Rfb# 446
04/23		27,120.00	WT Seq#74933 Superstition Fire & Med /Bnf=Superstition Fire & Medical Distri Srf# Gb00000032833468 Trn#200423074933 Rfb# 448
04/30		31,765.00	WT Seq105118 Superstition Fire & Med /Bnf=Superstition Fire & Medical Distri Srf# Gb00000032995033 Trn#200430105118 Rfb# 451
		\$151,945.00	Total electronic debits/bank debits
		\$151,945.00	Total debits

Daily ledger balance summary

<i>Date</i>	<i>Balance</i>	<i>Date</i>	<i>Balance</i>	<i>Date</i>	<i>Balance</i>
03/31	16,210.25	04/10	9,153.22	04/22	27,123.13
04/02	21,411.16	04/13	30,299.98	04/23	2,853.51
04/03	21,609.60	04/14	38,666.01	04/24	4,059.44
04/06	49,974.92	04/16	824.54	04/27	31,557.51
04/07	54,269.03	04/20	9,853.97	04/28	31,765.61
04/08	54,399.17	04/21	24,727.79	04/30	1,875.20
04/09	8,744.86				
Average daily ledger balance		\$19,397.62			

 **IMPORTANT ACCOUNT INFORMATION**

Effective April 1, 2020, we modified our commercial account agreement to reserve the right to assess a monthly deposit balance fee on the average positive collected balance in your commercial checking account(s) with us. When and if we assess the deposit balance fee, the amount of the fee will appear on the periodic statement or client analysis statement for your account. The deposit balance fee is subject to change by us at any time without notice. For questions about the modification, you may contact your relationship manager.

5/4/20
2:14:01 PM

Superstition Fire & Medical District

Balance Sheet

As of 4/30/2020

FUND: (150) Not Defined

Assets

Current Assets

Fund Cash (Transport)	\$1,712,788.91	
Payroll Account (Transport)	(1,355,496.30)	
Total Current Assets		<u>\$357,292.61</u> K

Total Assets

\$357,292.61

Liabilities and Equity

Current Liabilities

Sales Tax Payable	\$252.00	
Voluntary Long Term Disability Ins	(511.42)	
Voluntary Supplemental Life Insurance	(206.44)	
Due To Other Funds	2,707,050.88	
Total Current Liabilities		<u>\$2,706,585.02</u>

Total Liabilities

\$2,706,585.02

Equity

Fund Balance - Transport Fund	\$(2,427,130.75)	
Current Year Profit/Loss	77,838.34	
Total Equity		<u>(2,349,292.41)</u>

Total Liabilities and Equity

\$357,292.61

ink.

May 2020						
S	M	T	W	T	F	S
26	27	28	29	30	1	2
3	4	5	6	7	8	9
10	11	12	13	14	15	16
17	18	19	20	21	22	23
24	25	26	27	28	29	30
31	1	2	3	4	5	6

New Balance
\$33,518.50
 Minimum Payment Due
\$6,703.00
 Payment Due Date
05/04/20

Late Payment Warning: If we do not receive your minimum payment by the due date, you may have to pay up to a \$39 late fee.
Minimum Payment Warning: Enroll in Auto-Pay and avoid missing a payment. To enroll, call the number on the back of your card or go to the web site listed above.

ACCOUNT SUMMARY

Account Number: 4246 3152 5232 6481	
Previous Balance	\$14,069.86
Payment, Credits	-\$15,199.39
Purchases	+\$34,648.03
Cash Advances	\$0.00
Balance Transfers	\$0.00
Fees Charged	\$0.00
Interest Charged	\$0.00
New Balance	\$33,518.50
Opening/Closing Date	03/11/20 - 04/10/20
Credit Limit	\$50,000
Available Credit	\$16,481
Cash Access Line	\$10,000
Available for Cash	\$10,000
Past Due Amount	\$0.00
Balance over the Credit Limit	\$0.00

ISOF (L)
 \$11,183.02

VENDOR # Chase
 ACCOUNT # _____
 APPROVAL DATE PAID 4/22/2020
 WARRANT # _____
 3896

YOUR ACCOUNT MESSAGES

& Item was transferred from lost / stolen account.

0000001 FIS33339 C 1

Y 9 10 20/04/10

Page 1 of 4

05630 MA DA 86768

10110000010009878801



P.O. BOX 15123
 WILMINGTON, DE 19850-5123
 For Undeliverable Mail Only

Make your payment at
chase.com/paycard

Payment Due Date: 05/04/20
 New Balance: \$33,518.50
 Minimum Payment: \$6,703.00

Account number: 4246 3152 5232 6481

\$ _____ Amount Enclosed
 Make/Mail to Chase Card Services at the address below:

95768 BEX 9 10120 C
 ROGER WOOD
 SUPERSTITION FIRE
 565 N IDAHO RD
 APACHE JUNCTION AZ 85119-4014

CARDMEMBER SERVICE
 PO BOX 6294
 CAROL STREAM IL 60197-6294

5000 160 28 1595 25 23 26 48 15

ACCOUNT ACTIVITY

Date of Transaction	Merchant Name or Transaction Description	\$ Amount
03/14	& Payment ThankYou Image Check	-11,868.51
03/14	& Payment ThankYou Image Check	-1,782.29
03/14	& Payment ThankYou Image Check	-439.06
03/20	& OFFICEMAX/DEPOT 6878 APACHE JUNCTI AZ 100F 18524 \$2481	37.26 150F 18525 \$1242
03/24	& STAPLES DIRECT 800-3333330 MA 18528	32.63 100F
03/27	& STAPLES DIRECT 800-3333330 MA 18566	16.31 100F
04/01	UPSTAGING INC. 815-8998888 IL 18580	4,780.00 150F
04/04	STAPLS0182972972000002 877-8267755 NJ 100F 18553 \$39230	588.46 150F 18666 \$19616
04/07	PNP AZ DOR TAXFEE Info@pointand MI 18622	2.10 100F
04/07	AZ DEPT OF REVENUE TMACCONNEL@AZ AZ 18622	89.15 100F
	ROGER WOOD TRANSACTIONS THIS CYCLE (CARD 6481) \$8513.95- INCLUDING PAYMENTS RECEIVED	
03/29	& WM SUPERCENTER #1381 APACHE JUNCTI AZ 18602	33.88 100F
	MIKE FARBER TRANSACTIONS THIS CYCLE (CARD 6523) \$33.88	
03/28	& NBF*NATL BIZ FURNITURE 800-628-6080 WI 100F 18600 \$1,687.01	2,630.51 150F 18599 \$843.50
04/08	WORKBOOTS.COM 836-680-8061 MO 18638	114.58 100F
	JEFF CRANMER TRANSACTIONS THIS CYCLE (CARD 6549) \$2645.09	
03/24	& HILTON ADVPURCH8002367113 MEMPHIS TN 18456	-160.17 100F
03/09	& IAFC FR1151 703-273-9672 VA 18456	994.00 100F
03/09	& HILTON ADVPURCH8002367113 MEMPHIS TN 18456	150.17 100F
03/10	& IAFC FR1151 703-273-9672 VA 18498	1,184.00 100F
	RICHARD MOONEY TRANSACTIONS THIS CYCLE (CARD 6572) \$2178.00	
03/10	& IAFC FR1151 703-273-9672 VA 18499	1,698.00 100F
	RICHARD OCHS TRANSACTIONS THIS CYCLE (CARD 6580) \$1698.00	
03/14	& ADOBE PHOTOGRAPHY PLAN 408-538-8000 CA 18500	129.83 100F
	DANIEL MCKINNEY TRANSACTIONS THIS CYCLE (CARD 6614) \$129.83	
03/23	& THE HOME DEPOT #0470 CHANDLER AZ 18599	365.00 150F
04/05	EBAY O*19-04782-07218 San Jose CA 18599	337.71 150F
04/06	EBAY O*12-04792-84902 San Jose CA 18599	508.58 150F
	BRETT BROMAN TRANSACTIONS THIS CYCLE (CARD 6630) \$1209.27	
03/28	& Amazon.com Amzn.com/bill WA 18465	43.09 100F
03/11	& VISTAPR*VistaPrint.com 866-8936743 MA 100F 18465 \$2150.00	322.53 150F 18466 \$10731
03/20	& Amazon.com*JH8AE9Y53 Amzn.com/bill WA 18465	43.09 100F
03/25	& SMK*SURVEYMONKEY.COM 971-2445555 CA 18672	1,302.05 100F
	ANNA BUTEL TRANSACTIONS THIS CYCLE (CARD 6655) \$1624.58	
04/02	FRONTIER ACE HARDWARE APACHE JUNCTI AZ 18632	273.90 150F
	BILLY WARREN TRANSACTIONS THIS CYCLE (CARD 6663) \$273.90	
03/27	& OFFICEMAX/DEPOT 6878 APACHE JUNCTI AZ 18594	167.68 150F
03/27	& OFFICEMAX/DEPOT 6878 APACHE JUNCTI AZ 18594	14.78 150F
	BRIAN WHITE TRANSACTIONS THIS CYCLE (CARD 6671) \$182.46	
03/11	& THE FIREFIGHTING DEPOT THEFIREFIGHTI IL 18475	100.32 100F
03/11	& FEDEX 508545899 MEMPHIS TN 18475	15.98 100F
03/13	& BOSCH Automotive Service 158-65787464 MI 100F 18475 \$680.00	858.60 150F 18476 \$17780
03/15	& AMZN Mktp US*MP8X1700 Amzn.com/bill WA 18476	19.70 150F
03/18	& FEDEX 509301319 MEMPHIS TN 18475	21.94 100F
03/19	& HARBOR FREIGHT TOOLS 252 APACHE JUNCTI AZ 18475	102.24 100F
03/22	& AMZN Mktp US*C75E55JH3 Amzn.com/bill WA 18476	739.55 150F
03/24	& AMZN Mktp US*350405QB3 Amzn.com/bill WA 18475	112.88 100F
03/25	& APPLIANCEPARTSPROS.COM 877-477-7278 CA 18475	65.45 100F
03/26	& AMZN Mktp US*BX2AP5T93 Amzn.com/bill WA 18475	35.72 100F
03/24	& OFFICE DEPOT #5101 800-463-3768 AZ 18475	130.31 100F
03/25	& WPSG- INC 610-8578070 PA 18475	251.38 100F
03/25	& SELECT TECH 931-6848964 TN 18475	447.83 100F

ACCOUNT ACTIVITY (CONTINUED)

Date of Transaction	Merchant Name or Transaction Description	\$ Amount
03/27	& AMZN Mkt US*TT3Y268C3 Amzn.com/bill WA	18476 186.20 150F
03/27	& N AMERICA RESCUE PRODUCT 864-6759800 SC	18609 1,812.00 200F
03/30	& COSTCO *BUS CENTER 827 602-274-4651 AZ	100F 18475 +386.00 579.00 150F 18476 \$193.00
03/30	& COSTCO *BUS CENTER 827 602-274-4651 AZ	100F 18475 +193.00 289.50 150F 18476 \$196.50
03/31	& FEDEX 510578982 MEMPHIS TN	18475 11.86 100F
03/31	& Amazon.com*ET9BX5K13 Amzn.com/bill WA	100F 18475 \$191.22 286.80 150F 18476 \$95.00
03/31	RIDENOW POWERSPORTS- A APACHE JUNCTI AZ	18475 50.59 100F
03/31	SELECT TECH 931-6848984 TN	18475 519.92 100F
04/01	HARBOR FREIGHT TOOLS 252 APACHE JUNCTI AZ	18476 48.68 150F
04/01	AMZN Mkt US*747YG2PV3 Amzn.com/bill WA	18476 56.88 150F
04/01	THE WEBSTAIRANT STORE 717-392-7472 PA	18476 540.37 150F
03/31	RIDENOW POWERSPORTS- A APACHE JUNCTI AZ	18475 67.73 100F
04/04	AMZN Mkt US*G12ZW6SX3 Amzn.com/bill WA	18475 40.05 100F
04/06	VERN LEWIS WS MESA MESA AZ	18476 10.03 150F
VAUGHN CROSHAW TRANSACTIONS THIS CYCLE (CARD 0887) \$7401.58		
03/12	& FLAMINGO HOTEL LAS VEGAS LAS VEGAS NV	18523 731.33 100F
03/21	& ONE BEAT CPR LEARNING 855-663-2328 FL TINA GEROLA	18537 3,342.00 400F
TRANSACTIONS THIS CYCLE (CARD 6473) \$4073.33		
03/17	& WPY*FireNuggels Inc 855-469-3729 CA	18473 -425.00 100F
03/17	& WPY*FireNuggels Inc 855-469-3729 CA	18473 -425.00 100F
03/17	& PURCHASE PROTECTION 888-3174639 CA	18473 -68.00 100F
03/09	& THE HOME DEPOT #0477 PHOENIX AZ	18473 971.27 100F
03/12	& WPY*FireNuggels Inc 855-469-3729 CA	18473 850.00 100F
03/11	& PURCHASE PROTECTION 888-3174639 CA	18473 68.00 100F
03/14	& GOPRO *WWW.GOPRO.COM 888-800-4659 CA	18473 75.02 100F
03/25	& FS *digitalcombust 877-3278914 CA	18473 2,443.50 100F
03/31	WONDERSHARE SOFTWARE(H HONG KONG	18473 2.95 100F
03/31	WONDERSHARE SOFTWARE(H HONG KONG	18473 99.87 100F
04/06	WAL-MART #1381 APACHE JUNCTI AZ	18599 6.31 150F
04/06	THE HOME DEPOT 404 MESA AZ	18599 333.76 150F
FOX TANNER TRANSACTIONS THIS CYCLE (CARD 2689) \$3932.66		
03/25	& WM SUPERCENTER #1381 APACHE JUNCTI AZ	18560 30.07 150F
03/28	& WAL-MART #2482 MESA AZ	18560 27.59 150F
03/31	& WAL-MART #1381 APACHE JUNCTI AZ	18560 30.07 150F
04/05	FRY'S 0665 APACHE JUNCTI AZ	18560 13.58 150F
04/05	FRONTIER ACE HARDWARE APACHE JUNCTI AZ	18637 6.57 100F
04/06	Surface Preparation So 800-899-3872 CA AMY BROOKS	18633 618.32 150F
TRANSACTIONS THIS CYCLE (CARD 7121) \$726.20		
04/08	& STAPLS7306417111001001 SOUTH HACKENS NJ	100F 18553 \$12.00 -18.27 150F 18666 -\$6.09
03/20	& AMZN Mkt US*2B5X67563 Amzn.com/bill WA	18531 476.40 100F
03/23	& AMZN Mkt US*ZZ2SW03G3 Amzn.com/bill WA	18531 329.49 100F
03/25	& STAPLS7306414288000001 877-8267755 NJ	100F 18553 \$149.98 221.98 150F 18666 \$74.02
03/26	& STAPLS7306417111000001 877-8267755 NJ	100F 18553 \$392.34 588.51 150F 18666 \$191.17
03/27	& STAPLS7306414288000002 877-8267755 NJ	100F 18553 \$7.17 10.76 150F 18666 \$3.59
03/28	& STAPLS7306478093000001 877-8267755 NJ	100F 18553 \$97.01 130.52 150F 18666 \$43.51
03/31	& USPS KIOSK 0302599550 APACHE JUNCTI AZ	18579 16.50 100F
04/02	& STAPLS7306598588000001 877-8267755 NJ KELLY BARTZ	100F 18553 \$65.26 97.89 150F 18666 \$32.63
TRANSACTIONS THIS CYCLE (CARD 3649) \$1853.78		

2020 Totals Year-to-Date	
Total fees charged in 2020	\$0.00
Total interest charged in 2020	\$0.00

Year-to-date totals do not reflect any fee or interest refunds you may have received.

Superstition Fire & Medical District Monthly Pinal County Treasurer's Bank Account Reconciliation

200 Capital Projects Fund

Reconciliation References:

- A Previous month's bank ending balance / current month's bank beginning balance
- B Interest Income
- C Current month's property tax receipts (real and personal)
- D Current month's Accounts Payable disbursements
- E Current month's refunded interest
- F Current month's bank ending balance
- G Accounts Payable checks outstanding at month-end
- H Cash Balance per G/L Balance Sheet
- I Chase MasterCard credit card payment – warrant #1107000600 (paid 4/22/2020)



**Superstition Fire & Medical District
Capital Project (Fund 200) Cash Reconciliation
Fiscal Year 2019- 2020
4/30/2020**

	Deposits (Cash Receipts)	Cash Disbursements	Book Balance
Book Balance as of: 4/1/2020			\$341,108.25 (A)
<u>Activity During the Month</u>			
Journal Entries:			
Interest Income (Expense):	1,360.85		1,360.85 (B)
Deposits			-
Revenue Transfer			-
Cash Receipts			
2017 Real Estate Taxes			-
2018 Real Estate Taxes		0.57	0.57
2019 Real Estate Taxes	222,672.25		222,672.25 (C)
2017 Pers. Prop. Taxes	123.31		123.31
2018 Pers. Prop. Taxes	73.09		73.09
2019 Pers. Prop. Taxes	4,752.89		4,752.89
SRP Contributions			-
Cash Disbursements			
A) Accounts Payable		(22,847.64)	(22,847.64) (D)
B) Transfer In / Out			-
C) Refund Interest		(0.11)	(0.11) (E)
	<u>\$228,982.96</u>	<u>(22,847.75)</u>	<u>\$547,243.46</u>
<u>Pinal County Bank Balance</u>			
Ending Bank Balance as of: 4/30/2020	Balance from YTD Column		\$ 547,243.46 (F)
Less: Outstanding Warrants	Check #		
Less:	601	(601.00)	
			(601.00) (G)
Prepared by: <u>John Duke 5/4/2020</u>			<u>\$ 546,642.46</u>
Reviewed by: <u>Roger Wood 5/5/2020</u>			Balance per B/S \$ 546,642.46 (H)
			Difference \$ -



Pinal County Treasurer

Monthly Statement

Date Range: 4/1/2020 to 4/30/2020

Account	Period	YTD	
6116421101	Superstition Fire & Medical Dist Capital Projects		
Begin Balance:	(A) 341,108.25	713,906.74	
Income:	228,982.96	974,698.17	
LOC Advance:	.00	.00	
Expense:	(22,847.75)	(1,141,361.45)	LOC: .00
LOC Payments:	.00	.00	Warrants Outstanding: (601.00)
Cash Balance:	(F) 547,243.46	547,243.46	End: 546,642.46

Monthly Statement Summary

Source Code	Description	MTDAmount	YTDAmount
6116421101	Superstition Fire & Medical Dist Capital Projects	Beginning Balance: 341,108.25	713,906.74
11100.2017	2017 Real Estate Taxes	.00	.19
11100.2018	2018 Real Estate Taxes	.57	13,276.33
11100.2019	2019 Real Estate Taxes	222,672.25	885,607.36
12100.2017	2017 Personal Property Taxes	123.31	341.99
12100.2018	2018 Personal Property Taxes	73.09	1,818.75
12100.2019	2019 Personal Property Taxes	4,752.89	68,981.00
14100.0	Salt River Contribution	.00	14,055.40
21100.40	Wells Fargo Bank Investment Interest	2.99	117.46
21100.41	Wells Fargo Repo Investment Interest	.00	1,516.17
21100.43	Wells Fargo Trust Investment Interest	1.54	88.36
21100.46	Wells Fargo Investment Investment Interest	282.52	2,174.57
21100.47	WF Money Market Investment Interest	36.70	171.30
21100.48	WF Brokerage Account Investment Interest	207.95	370.60
21100.55	Multi-Bank Securities Investment Interest	158.86	845.82
21100.70	Vining Sparks Investment Interest	648.96	5,118.42
21100.80	Stifel Nicolaus & Company Investment Interest	21.33	1,529.13
73750.0	Revenue Transfer	.00	(21,314.68)
90400.0	Refund Interest	(.11)	(33.71)
90930.0	Warrants Redeemed	(22,847.64)	(1,141,327.74)
	Ending Balance:	547,243.46	547,243.46

Monthly Statement Detail

Date	Notes	Doc #	Amount	C/D
6116421101 Superstition Fire & Medical Dist Capital Projects			Beginning Balance: 341,108.25	
11100.2018	2018 Real Estate Taxes		Source Code Total: .57	
04/15	Tax Distribution	0	.19	C
04/17	Tax Distribution	0	.38	C
11100.2019	2019 Real Estate Taxes		Source Code Total: 222,672.25	
04/01	Tax Distribution	0	299.91	C
04/01	Tax Distribution	0	773.36	C
04/01	Tax Distribution	0	326.54	C
04/01	Tax Distribution	0	344.75	C
04/02	Tax Distribution	0	389.70	C
04/02	Tax Distribution	0	361.73	C
04/02	Tax Distribution	0	939.75	C
04/02	Tax Distribution	0	498.71	C
04/02	Tax Distribution	0	288.37	C
04/03	Tax Distribution	0	494.86	C
04/03	Tax Distribution	0	400.37	C
04/03	Tax Distribution	0	878.82	C
04/03	Tax Distribution	0	344.98	C



Pinal County Treasurer

Monthly Statement

Date Range: 4/1/2020 to 4/30/2020

04/06 Tax Distribution	0	565.58	C
04/06 Tax Distribution	0	664.66	C
04/06 Tax Distribution	0	465.05	C
04/06 Tax Distribution	0	873.39	C
04/06 Tax Distribution	0	398.44	C
04/07 Tax Distribution	0	653.70	C
04/07 Tax Distribution	0	1,146.36	C
04/07 Tax Distribution	0	.13	C
04/08 Tax Distribution	0	(18.92)	C
04/08 Tax Distribution	0	319.23	C
04/08 Tax Distribution	0	10.65	C
04/08 Tax Distribution	0	413.81	C
04/08 Tax Distribution	0	895.63	C
04/08 Tax Distribution	0	197.03	C
04/09 Tax Distribution	0	14.91	C
04/09 Tax Distribution	0	376.37	C
04/10 Tax Distribution	0	679.78	C
04/10 Tax Distribution	0	1,245.31	C
04/13 Tax Distribution	0	617.62	C
04/13 Tax Distribution	0	488.56	C
04/13 Tax Distribution	0	1,397.71	C
04/14 Tax Distribution	0	339.59	C
04/14 Tax Distribution	0	1,703.60	C
04/14 Tax Distribution	0	494.20	C
04/14 Tax Distribution	0	787.99	C
04/14 Tax Distribution	0	462.44	C
04/15 Tax Distribution	0	(6.59)	C
04/15 Tax Distribution	0	154.09	C
04/15 Tax Distribution	0	91.72	C
04/15 Tax Distribution	0	102.12	C
04/15 Tax Distribution	0	1,195.76	C
04/15 Tax Distribution	0	427.59	C
04/15 Tax Distribution	0	78.43	C
04/16 Tax Distribution	0	364.96	C
04/16 Tax Distribution	0	37.69	C
04/16 Tax Distribution	0	692.87	C
04/16 Tax Distribution	0	260.93	C
04/16 Tax Distribution	0	349.10	C
04/17 Tax Distribution	0	467.87	C
04/17 Tax Distribution	0	76.46	C
04/17 Tax Distribution	0	230.89	C
04/17 Tax Distribution	0	435.56	C
04/20 Tax Distribution	0	(11.62)	C
04/20 Tax Distribution	0	147.11	C
04/20 Tax Distribution	0	101,537.41	C
04/20 Tax Distribution	0	1,372.51	C
04/20 Tax Distribution	0	1,970.91	C
04/21 Tax Distribution	0	682.82	C
04/21 Tax Distribution	0	490.30	C
04/21 Tax Distribution	0	919.42	C
04/21 Tax Distribution	0	2,553.68	C
04/21 Tax Distribution	0	881.52	C
04/21 Tax Distribution	0	263.58	C
04/21 Tax Distribution	0	950.89	C
04/22 Tax Distribution	0	167.73	C
04/22 Tax Distribution	0	7,880.07	C
04/22 Tax Distribution	0	14.80	C



Pinal County Treasurer

Monthly Statement

Date Range: 4/1/2020 to 4/30/2020

04/22 Tax Distribution	0	906.96	C
04/22 Tax Distribution	0	357.65	C
04/22 Tax Distribution	0	48.82	C
04/23 Tax Distribution	0	1,840.39	C
04/23 Tax Distribution	0	388.18	C
04/23 Tax Distribution	0	1,013.98	C
04/23 Tax Distribution	0	513.23	C
04/23 Tax Distribution	0	452.93	C
04/24 Tax Distribution	0	742.27	C
04/24 Tax Distribution	0	1,446.92	C
04/24 Tax Distribution	0	235.59	C
04/24 Tax Distribution	0	916.18	C
04/27 Tax Distribution	0	754.30	C
04/27 Tax Distribution	0	24,805.06	C
04/27 Tax Distribution	0	1,711.17	C
04/27 Tax Distribution	0	166.53	C
04/27 Tax Distribution	0	2,757.55	C
04/28 Tax Distribution	0	1,809.13	C
04/28 Tax Distribution	0	10,876.98	C
04/28 Tax Distribution	0	2,799.88	C
04/28 Tax Distribution	0	2,438.09	C
04/28 Tax Distribution	0	491.90	C
04/28 Tax Distribution	0	451.28	C
04/28 Tax Distribution	0	1,161.46	C
04/29 Tax Distribution	0	6,914.27	C
04/29 Tax Distribution	0	1,349.08	C
04/29 Tax Distribution	0	2,434.53	C
04/29 Tax Distribution	0	115.36	C
04/29 Tax Distribution	0	100.58	C
04/30 Tax Distribution	0	858.50	C
04/30 Tax Distribution	0	1,353.59	C
04/30 Tax Distribution	0	1,206.29	C
04/30 Tax Distribution	0	1,918.52	C
04/30 Tax Distribution	0	595.55	C
04/30 Tax Distribution	0	424.30	C
12100.2017 2017 Personal Property Taxes		Source Code Total: 123.31	
04/01 Tax Distribution	0	(.02)	C
04/03 Tax Distribution	0	.98	C
04/06 Tax Distribution	0	2.04	C
04/07 Tax Distribution	0	.53	C
04/08 Tax Distribution	0	11.46	C
04/10 Tax Distribution	0	8.37	C
04/13 Tax Distribution	0	2.48	C
04/14 Tax Distribution	0	7.59	C
04/15 Tax Distribution	0	.65	C
04/16 Tax Distribution	0	6.75	C
04/20 Tax Distribution	0	2.17	C
04/20 Tax Distribution	0	.34	C
04/20 Tax Distribution	0	7.36	C
04/23 Tax Distribution	0	.51	C
04/27 Tax Distribution	0	.78	C
04/29 Tax Distribution	0	69.97	C
04/30 Tax Distribution	0	1.35	C
12100.2018 2018 Personal Property Taxes		Source Code Total: 73.09	
04/01 Tax Distribution	0	15.57	C
04/06 Tax Distribution	0	2.04	C
04/08 Tax Distribution	0	11.79	C



Pinal County Treasurer

Monthly Statement

Date Range: 4/1/2020 to 4/30/2020

04/08 Tax Distribution	0	.03	C
04/10 Tax Distribution	0	8.24	C
04/13 Tax Distribution	0	2.48	C
04/14 Tax Distribution	0	3.26	C
04/16 Tax Distribution	0	5.24	C
04/20 Tax Distribution	0	2.13	C
04/20 Tax Distribution	0	1.34	C
04/20 Tax Distribution	0	5.77	C
04/22 Tax Distribution	0	.36	C
04/23 Tax Distribution	0	.43	C
04/24 Tax Distribution	0	.73	C
04/29 Tax Distribution	0	13.68	C
12100.2019 2019 Personal Property Taxes		Source Code Total: 4,752.89	
04/01 Tax Distribution	0	29.87	C
04/01 Tax Distribution	0	98.54	C
04/01 Tax Distribution	0	.77	C
04/01 Tax Distribution	0	8.89	C
04/01 Tax Distribution	0	10.87	C
04/02 Tax Distribution	0	10.02	C
04/02 Tax Distribution	0	15.43	C
04/02 Tax Distribution	0	71.60	C
04/02 Tax Distribution	0	35.21	C
04/02 Tax Distribution	0	2.41	C
04/03 Tax Distribution	0	40.82	C
04/03 Tax Distribution	0	26.06	C
04/03 Tax Distribution	0	26.20	C
04/06 Tax Distribution	0	11.01	C
04/06 Tax Distribution	0	45.03	C
04/06 Tax Distribution	0	42.96	C
04/06 Tax Distribution	0	37.21	C
04/06 Tax Distribution	0	2.97	C
04/07 Tax Distribution	0	49.48	C
04/07 Tax Distribution	0	48.11	C
04/08 Tax Distribution	0	18.93	C
04/08 Tax Distribution	0	25.97	C
04/08 Tax Distribution	0	77.42	C
04/08 Tax Distribution	0	.07	C
04/08 Tax Distribution	0	8.22	C
04/09 Tax Distribution	0	26.45	C
04/10 Tax Distribution	0	43.86	C
04/10 Tax Distribution	0	43.05	C
04/13 Tax Distribution	0	61.41	C
04/13 Tax Distribution	0	41.07	C
04/13 Tax Distribution	0	41.39	C
04/14 Tax Distribution	0	14.13	C
04/14 Tax Distribution	0	92.28	C
04/14 Tax Distribution	0	48.70	C
04/14 Tax Distribution	0	14.40	C
04/14 Tax Distribution	0	35.17	C
04/15 Tax Distribution	0	3.49	C
04/15 Tax Distribution	0	20.92	C
04/15 Tax Distribution	0	101.05	C
04/15 Tax Distribution	0	2.55	C
04/16 Tax Distribution	0	41.69	C
04/16 Tax Distribution	0	23.93	C
04/16 Tax Distribution	0	29.49	C
04/16 Tax Distribution	0	9.50	C



Pinal County Treasurer

Monthly Statement

Date Range: 4/1/2020 to 4/30/2020

04/17 Tax Distribution	0	65.37	C
04/17 Tax Distribution	0	38.25	C
04/17 Tax Distribution	0	10.39	C
04/20 Tax Distribution	0	48.16	C
04/20 Tax Distribution	0	79.66	C
04/20 Tax Distribution	0	29.69	C
04/21 Tax Distribution	0	18.55	C
04/21 Tax Distribution	0	47.75	C
04/21 Tax Distribution	0	51.76	C
04/21 Tax Distribution	0	27.02	C
04/21 Tax Distribution	0	43.15	C
04/21 Tax Distribution	0	89.77	C
04/22 Tax Distribution	0	13.02	C
04/22 Tax Distribution	0	98.78	C
04/22 Tax Distribution	0	8.16	C
04/23 Tax Distribution	0	(7.99)	C
04/23 Tax Distribution	0	58.04	C
04/23 Tax Distribution	0	50.12	C
04/23 Tax Distribution	0	7.17	C
04/23 Tax Distribution	0	1.15	C
04/24 Tax Distribution	0	18.22	C
04/24 Tax Distribution	0	69.80	C
04/24 Tax Distribution	0	13.96	C
04/24 Tax Distribution	0	53.02	C
04/27 Tax Distribution	0	37.61	C
04/27 Tax Distribution	0	2.95	C
04/27 Tax Distribution	0	328.97	C
04/27 Tax Distribution	0	13.33	C
04/27 Tax Distribution	0	522.77	C
04/28 Tax Distribution	0	71.21	C
04/28 Tax Distribution	0	33.06	C
04/28 Tax Distribution	0	32.10	C
04/28 Tax Distribution	0	106.70	C
04/28 Tax Distribution	0	4.65	C
04/28 Tax Distribution	0	32.45	C
04/28 Tax Distribution	0	11.17	C
04/29 Tax Distribution	0	120.04	C
04/29 Tax Distribution	0	15.60	C
04/29 Tax Distribution	0	114.84	C
04/29 Tax Distribution	0	37.71	C
04/29 Tax Distribution	0	16.31	C
04/30 Tax Distribution	0	117.84	C
04/30 Tax Distribution	0	580.88	C
04/30 Tax Distribution	0	40.15	C
04/30 Tax Distribution	0	123.69	C
04/30 Tax Distribution	0	17.29	C
21100.40 Wells Fargo Bank Investment Interest		Source Code Total: 2.99	
04/01 Investment Interest	0	2.99	C
21100.43 Wells Fargo Trust Investment Interest		Source Code Total: 1.54	
04/02 Investment Interest	0	1.54	C
0.46 Wells Fargo Investment Investment Interest		Source Code Total: 282.52	
04/27 Investment Interest	0	66.23	C
04/27 Investment Interest	0	75.96	C
04/27 Investment Interest	0	62.76	C
04/28 Investment Interest	0	77.57	C
21100.47 WF Money Market Investment Interest		Source Code Total: 36.70	
04/01 Investment Interest	0	36.70	C



Pinal County Treasurer

Monthly Statement

Date Range: 4/1/2020 to 4/30/2020

21100.48 WF Brokerage Account Investment Interest		Source Code Total: 207.95
04/01 Investment Interest	0	72.64 C
04/09 Investment Interest	0	135.31 C
21100.55 Multi-Bank Securities Investment Interest		Source Code Total: 158.86
04/09 Investment Interest	0	68.64 C
04/28 Investment Interest	0	86.28 C
04/30 Investment Interest	0	3.94 C
21100.70 Vining Sparks Investment Interest		Source Code Total: 648.96
04/01 Investment Interest	0	37.68 C
04/02 Investment Interest	0	76.99 C
04/13 Investment Interest	0	25.11 C
04/13 Investment Interest	0	29.62 C
04/17 Investment Interest	0	53.71 C
04/17 Investment Interest	0	89.51 C
04/30 Investment Interest	0	82.69 C
04/30 Investment Interest	0	87.83 C
04/30 Investment Interest	0	89.98 C
04/30 Investment Interest	0	75.84 C
21100.80 Stifel Nicolaus & Company Investment Interest		Source Code Total: 21.33
04/28 Investment Interest	0	21.33 C
90400.0 Refund Interest		Source Code Total: (.11)
04/02 163774 100-06-024F4 2019 Adjustment/Corr Refund	163774	(.11) D
90930.0 Warrants Redeemed		Source Code Total: (22,847.64)
04/01 Paid Warrants	0	(1,032.67) D
04/08 Paid Warrants	0	(7,106.96) D
04/17 Paid Warrants	0	(12,896.01) D
04/28 Paid Warrants	0	(1,812.00) D
6116421101 Superstition Fire & Medical Dist Capital Projects		Ending Balance: 547,243.46

Warrant Detail

Payee Name	Warrant	Amount	Issue Dt	Status Dt	Voucher
6116421101 Superstition Fire & Medical Dist Capital Projects					Account Total: 23,448.64
Fund: 1107					Fund Total: 23,448.64
Status: OUTS					Status Total: 601.00 (G)
CITY OF MESA Status: PAID	1107000601	601.00	04/22/20	04/22/20	Status Total: 22,847.64
GINCO PLUMBING LLC	1107000597	1,032.67	03/25/20	04/01/20	
US DIGITAL DESIGNS, INC.	1107000598	7,106.96	03/31/20	04/08/20	
ALL JOBS CONSTRUCTION, INC.	1107000599	12,896.01	04/08/20	04/17/20	
CHASE	1107000600	(I) 1,812.00	04/22/20	04/28/20	
	Count	Amount			
Total OUTS:	1	601.00			
Total PAID:	4	22,847.64			

Superstition Fire & Medical District
Balance Sheet
As of 4/30/2020
FUND: (200) Capital Projects Fund

Assets

Current Assets

Fund Cash - Capital Projects	\$546,642.46	
Due From other funds	1,300,295.36	
Total Current Assets		\$1,846,937.82
Total Assets		\$1,846,937.82

(H)

Liabilities and Equity

Current Liabilities

Sales Tax Payable	\$100.35	
Total Current Liabilities		\$100.35
Total Liabilities		\$100.35

Equity

Fund Balance - Capital Projects	\$2,013,838.92	
Current Year Profit/Loss	(167,001.45)	
Total Equity		1,846,837.47
Total Liabilities and Equity		\$1,846,937.82



May 2020						
S	M	T	W	T	F	S
26	27	28	29	30	1	2
3	4	5	6	7	8	9
10	11	12	13	14	15	16
17	18	19	20	21	22	23
24	25	26	27	28	29	30
31	1	2	3	4	5	6

New Balance
\$33,518.50
 Minimum Payment Due
\$6,703.00
 Payment Due Date
05/04/20

Late Payment Warning: If we do not receive your minimum payment by the due date, you may have to pay up to a \$39 late fee.
Minimum Payment Warning: Enroll in Auto-Pay and avoid missing a payment. To enroll, call the number on the back of your card or go to the web site listed above.

ACCOUNT SUMMARY

Account Number: 4246 3152 5232 6481	
Previous Balance	\$14,069.86
Payment, Credits	-\$15,189.39
Purchases	+\$34,648.03
Cash Advances	\$0.00
Balance Transfers	\$0.00
Fees Charged	\$0.00
Interest Charged	\$0.00
New Balance	\$33,518.50
Opening/Closing Date	03/11/20 - 04/10/20
Credit Limit	\$50,000
Available Credit	\$16,481
Cash Access Line	\$10,000
Available for Cash	\$10,000
Past Due Amount	\$0.00
Balance over the Credit Limit	\$0.00

200F (I)
\$1,812.00

VENDOR # chadsem
 ACCOUNT # _____
 APPROVAL
 DATE PAID 4/20/2020
 WARRANT # _____
 600

YOUR ACCOUNT MESSAGES

& Item was transferred from lost / stolen account.

000001 FIS33339 C 1 Y 9 10 20/04/10 Page 1 of 4 06630 MA DA 96766 10110000010009676801



P.O. BOX 15123
 WILMINGTON, DE 19850-5123
 For Undeliverable Mail Only

Make your payment at
chase.com/paycard

4246315252326481006703000335185000000001

Payment Due Date: 05/04/20
 New Balance: \$33,518.50
 Minimum Payment: \$6,703.00

Account number: 4246 3152 5232 6481

\$ _____ Amount Enclosed
 Make/Mail to Chase Card Services at the address below:

95768 BEK 9 10120 C
 ROGER WOOD
 SUPERSTITION FIRE
 585 N IDAHO RD
 APACHE JUNCTION AZ 85119-4014

CARDMEMBER SERVICE
 PO BOX 6294
 CAROL STREAM IL 60197-6294

500016028 15952523264815



ACCOUNT ACTIVITY

Date of Transaction	Merchant Name or Transaction Description	\$ Amount
03/14	& Payment ThankYou Image Check	-11,868.51
03/14	& Payment ThankYou Image Check	-1,762.29
03/14	& Payment ThankYou Image Check	-439.06
03/20	& OFFICEMAX/DEPOT 6678 APACHE JUNCTI AZ 100F 18524 \$24 ⁸⁴	37.26 150F 18525 \$12.42
03/24	& STAPLES DIRECT 800-3333330 MA 18528	32.63 100F
03/27	& STAPLES DIRECT 800-3333330 MA 18566	16.31 100F
04/01	UPSTAGING INC. 815-899888 IL 18580	4,780.00 150F
04/04	STAPLS0182972972000002 877-8287755 NJ 100F 18553 \$392 ³⁰	588.46 150F 18666 \$196 ¹⁶
04/07	PNP AZ DOR TAXFEE info@pointand MI 18622	2.10 100F
04/07	AZ DEPT OF REVENUE TMACCONNEL@AZ AZ 18622	89.15 100F
	ROGER WOOD TRANSACTIONS THIS CYCLE (CARD 6481) \$8513.95- INCLUDING PAYMENTS RECEIVED	
03/29	& WM SUPERCENTER #1381 APACHE JUNCTI AZ 18602	33.88 100F
	MIKE FARBBER TRANSACTIONS THIS CYCLE (CARD 6523) \$33.88	
03/28	& NBF*NATL BIZ FURNITURE 800-828-8080 WI 100F 18600 \$1,687 ⁰¹	2,530.51 150F 18599 \$843 ⁵⁰
04/08	WORKBOOTS.COM 636-680-8081 MO 18638	114.58 100F
	JEFF CRANMER TRANSACTIONS THIS CYCLE (CARD 6549) \$2645.09	
03/24	& HILTON ADVPURCH8002367113 MEMPHIS TN 18456	-150.17 100F
03/09	& IAFC FR1151 703-273-9672 VA 18456	994.00 100F
03/09	& HILTON ADVPURCH8002367113 MEMPHIS TN 18456	160.17 100F
03/10	& IAFC FR1151 703-273-9672 VA 18498	1,184.00 100F
	RICHARD MOONEY TRANSACTIONS THIS CYCLE (CARD 6572) \$2178.00	
03/10	& IAFC FR1151 703-273-9672 VA 18499	1,698.00 100F
	RICHARD OCHS TRANSACTIONS THIS CYCLE (CARD 6580) \$1698.00	
03/14	& ADOBE PHOTOGRAPHY PLAN 408-536-6000 CA 18500	129.83 100F
	DANIEL MCKIRNEY TRANSACTIONS THIS CYCLE (CARD 6614) \$129.83	
03/23	& THE HOME DEPOT #0470 CHANDLER AZ 18599	385.00 150F
04/05	EBAY O*19-04782-07216 San Jose CA 18599	337.71 150F
04/06	EBAY O*12-04792-84902 San Jose CA 18599	506.56 150F
	BRETT BROMAN TRANSACTIONS THIS CYCLE (CARD 6630) \$1209.27	
03/28	& Amazon.com Amzn.com/bill WA 18465	-43.09 100F
03/11	& VISTAPR*VistaPrint.com 866-8936743 MA 100F 18465 \$215 ⁰²	322.53 150F 18466 \$107 ⁵¹
03/20	& Amazon.com*JH8AE9Y53 Amzn.com/bill WA 18465	43.09 100F
03/25	& SMK*SURVEYMONKEY.COM 971-2445555 CA 18672	1,302.05 100F
	ANNA BUTEL TRANSACTIONS THIS CYCLE (CARD 6655) \$1624.58	
04/02	FRONTIER ACE HARDWARE APACHE JUNCTI AZ 18632	273.90 150F
	BILLY WARREN TRANSACTIONS THIS CYCLE (CARD 6683) \$273.90	
03/27	& OFFICEMAX/DEPOT 6678 APACHE JUNCTI AZ 18594	167.68 150F
03/27	& OFFICEMAX/DEPOT 6678 APACHE JUNCTI AZ 18594	14.78 150F
	BRIAN WHITE TRANSACTIONS THIS CYCLE (CARD 6671) \$182.48	
03/11	& THE FIREFIGHTING DEPOT THEFIREFIGHTIL 18475	100.32 100F
03/11	& FEDEX 508545899 MEMPHIS TN 18475	15.98 100F
03/13	& BOSCH Automotive Service 158-66787464 MI 100F 18475 \$1,680 ⁸⁵	658.80 150F 18476 \$177 ⁸⁰
03/15	& AMZN Mktp US*MP8X1700 Amzn.com/bill WA 18476	19.70 150F
03/18	& FEDEX 509301319 MEMPHIS TN 18475	21.94 100F
03/19	& HARBOR FREIGHT TOOLS 252 APACHE JUNCTI AZ 18475	102.24 100F
03/22	& AMZN Mktp US*C75E55JH3 Amzn.com/bill WA 18476	739.55 150F
03/24	& AMZN Mktp US*350405QB3 Amzn.com/bill WA 18475	112.88 100F
03/25	& APPLIANCEPARTSPROS.COM 877-477-7278 CA 18475	65.45 100F
03/26	& AMZN Mktp US*BX2AP5T93 Amzn.com/bill WA 18475	35.72 100F
03/24	& OFFICE DEPOT #5101 800-463-3768 AZ 18475	130.31 100F
03/25	& WPSG- INC 610-8578070 PA 18475	251.38 100F
03/25	& SELECT TECH 931-6848964 TN 18475	447.83 100F

ACCOUNT ACTIVITY (CONTINUED)

Date of Transaction	Merchant Name or Transaction Description	\$ Amount
03/27	& AMZN Mkt US*TT3Y266C3 Amzn.com/bill WA	18476 186.20 150F
03/27	& N AMERICA RESCUE PRODUCT 884-8769800 SC	18609 1,812.00 200F
03/30	& COSTCO *BUS CENTER 827 602-274-4651 AZ	100F 18475 578.00 150F 18476 \$193.00
03/30	& COSTCO *BUS CENTER 827 602-274-4651 AZ	100F 18475 289.50 150F 18476 196.50
03/31	& FEDEX 510579982 MEMPHIS TN	18475 11.96 100F
03/31	& Amazon.com*ET9BX5K13 Amzn.com/bill WA	100F 18475 286.80 150F 18476 \$95.00
03/31	RIDENOW POWERSPORTS- A APACHE JUNCTI AZ	18475 50.59 100F
03/31	SELECT TECH 931-6848984 TN	18475 519.92 100F
04/01	HARBOR FREIGHT TOOLS 252 APACHE JUNCTI AZ	18476 48.66 150F
04/01	AMZN Mkt US*747YG2PV3 Amzn.com/bill WA	18476 56.68 150F
04/01	THE WEBSTAUANT STORE 717-392-7472 PA	18476 540.37 150F
03/31	RIDENOW POWERSPORTS- A APACHE JUNCTI AZ	18475 67.73 100F
04/04	AMZN Mkt US*G12ZW6SX3 Amzn.com/bill WA	18475 40.06 100F
04/06	VERN LEWIS WS MESA MESA AZ	18476 10.03 150F
VAUGHN CROSHAW TRANSACTIONS THIS CYCLE (CARD 0687) \$7401.59		
03/12	& FLAMINGO HOTEL LAS VEGAS LAS VEGAS NV	18523 731.33 100F
03/21	& ONE BEAT CPR LEARNING 855-863-2328 FL	18537 3,342.00 400F
TINA GEROLA TRANSACTIONS THIS CYCLE (CARD 6473) \$4073.33		
03/17	& WPY*FireNuggets Inc 855-469-3729 CA	18473 -425.00 100F
03/17	& WPY*FireNuggets Inc 855-469-3729 CA	18473 -425.00 100F
03/17	& PURCHASE PROTECTION 888-3174539 CA	18473 -68.00 100F
03/09	& THE HOME DEPOT #0477 PHOENIX AZ	18473 971.27 100F
03/12	& WPY*FireNuggets Inc 855-469-3729 CA	18473 860.00 100F
03/11	& PURCHASE PROTECTION 888-3174539 CA	18473 68.00 100F
03/14	& GOPRO *WWW.GOPRO.COM 888-800-4659 CA	18473 75.02 100F
03/25	& FS *digitalcombust 877-3278914 CA	18473 2,443.60 100F
03/31	WONDERSHARE SOFTWARE(H HONG KONG	18473 2.95 100F
03/31	WONDERSHARE SOFTWARE(H HONG KONG	18473 99.87 100F
04/06	WAL-MART #1381 APACHE JUNCTI AZ	18599 6.31 150F
04/06	THE HOME DEPOT 404 MESA AZ	18599 333.76 150F
FOX TANNER TRANSACTIONS THIS CYCLE (CARD 2889) \$3932.88		
03/25	& WM SUPERCENTER #1381 APACHE JUNCTI AZ	18560 30.07 150F
03/28	& WAL-MART #2482 MESA AZ	18560 27.59 150F
03/31	& WAL-MART #1381 APACHE JUNCTI AZ	18560 30.07 150F
04/05	FRY'S 0665 APACHE JUNCTI AZ	18560 13.58 150F
04/05	FRONTIER ACE HARDWARE APACHE JUNCTI AZ	18637 6.57 100F
04/06	Surface Preparation So 800-899-3872 CA	18633 618.32 150F
AMY BROOKS TRANSACTIONS THIS CYCLE (CARD 7121) \$726.20		
04/08	& STAPLS7306417111001001 SOUTH HACKENS NJ	100F 18553 -18.27 150F 18666 -16.09
03/20	& AMZN Mkt US*2B3X67563 Amzn.com/bill WA	18531 476.40 100F
03/23	& AMZN Mkt US*Z22SW03G3 Amzn.com/bill WA	18531 329.49 100F
03/25	& STAPLS730841428800001 877-8267755 NJ	100F 18553 221.98 150F 18666 \$74.00
03/26	& STAPLS7306417111000001 877-8267755 NJ	100F 18553 598.51 150F 18666 \$191.17
03/27	& STAPLS730641428800002 877-8267755 NJ	100F 18553 10.76 150F 18666 \$3.59
03/28	& STAPLS730847809300001 877-8267755 NJ	100F 18553 130.52 150F 18666 \$43.51
03/31	& USPS KIOSK 0302599650 APACHE JUNCTI AZ	18579 16.50 100F
04/02	& STAPLS730659658800001 877-8267755 NJ	100F 18553 97.89 150F 18666 \$32.63
KELLY BARTZ TRANSACTIONS THIS CYCLE (CARD 3849) \$1853.78		

2020 Totals Year-to-Date	
Total fees charged in 2020	\$0.00
Total interest charged in 2020	\$0.00

Year-to-date totals do not reflect any fee or interest refunds you may have received.

**Superstition Fire & Medical District
Monthly Pinal County Treasurer's Bank Account Reconciliation**

400 Special Revenue Fund

Reconciliation References:

- A Previous month's bank ending balance / current month's bank beginning balance
- B Interest Income
- C Current month's Deposits / Donations
- D Current month's Accounts Payable disbursements
- E Current month's bank ending balance
- F Cash Balance per G/L Balance Sheet
- G Chase MasterCard credit card payment – warrant #1105000286 (paid 4/22/2020)



**Superstition Fire & Medical District
Special Revenue (Fund 400) Cash Reconciliation
Fiscal Year 2019 - 2020
4/30/2020**

	Deposits (Cash Receipts)	Cash Disbursements	Book Balance
Book Balance as of: 4/1/2020			<u>\$54,677.64</u> (A)
<u>Activity During the Month</u>			
Journal Entries:			
Interest Income (Expense):	89.15		89.15 (B)
Cash Receipts			
46750 FEMA Grant Receipts			-
47020 AED Donations			-
47100 EMS Cardiac Donations			-
47110 EMS Equipment Donations			-
47120 Prevention/Pub Ed Donations			-
47130 General Donations	530.00		530.00 (C)
Deposits			
Revenue Transfer			-
Cash Disbursements			
A) Accounts Payable		(3,419.50)	(3,419.50) (D)
B) Transfer In / Out			-
C) Refund Interest			-
	<u>\$619.15</u>	<u>(3,419.50)</u>	<u>\$51,877.29</u>

Pinal County Bank Balance

Ending Bank Balance as of: 4/30/2020 Balance from YTD Column \$ 51,877.29 (E)

Less: Outstanding Warrants Check # [Redacted] -

Prepared by: [Signature] 5/4/2020 Balance per B/S \$ 51,877.29 (F)

Reviewed by: [Signature] 5/5/2020 Difference \$ -



Pinal County Treasurer

Monthly Statement

Date Range: 4/1/2020 to 4/30/2020

Account	Period	YTD	
6116422901	Superstition Fire & Medical Dist Special Revenue		
Begin Balance:	(A) 54,677.64	48,437.86	
Income:	619.15	27,166.67	
LOC Advance:	.00	.00	
Expense:	(3,419.50)	(23,727.24)	LOC: .00
LOC Payments:	.00	.00	Warrants Outstanding: .00
Cash Balance:	(E) 51,877.29	51,877.29	End: 51,877.29

Monthly Statement Summary

Source Code	Description	MTDAmount	YTDAmount
6116422901	Superstition Fire & Medical Dist	Beginning Balance: 54,677.64	48,437.86
	Special Revenue		
21100.40	Wells Fargo Bank Investment Interest	.39	6.38
21100.41	Wells Fargo Repo Investment Interest	.00	89.11
21100.43	Wells Fargo Trust Investment Interest	.20	5.68
21100.46	Wells Fargo Investment Investment Interest (B)	17.66	133.97
21100.47	WF Money Market Investment Interest \$8915	4.74	12.78
21100.48	WF Brokerage Account Investment Interest	13.52	21.07
21100.55	Multi-Bank Securities Investment Interest	9.73	54.78
21100.70	Vining Sparks Investment Interest	40.77	319.44
21100.80	Stifel Nicolaus & Company Investment Interest	2.14	92.46
730	Deposits (C)	530.00	26,145.00
73750.0	Revenue Transfer	.00	286.00
90930.0	Warrants Redeemed (D)	(3,419.50)	(23,727.24)
	Ending Balance:	51,877.29	51,877.29

Monthly Statement Detail

Date	Notes	Doc #	Amount	C/D
6116422901 Superstition Fire & Medical Dist Special Revenue			Beginning Balance: 54,677.64	
21100.40	Wells Fargo Bank Investment Interest		Source Code Total: .39	
04/01	Investment Interest	0	.39	C
21100.43	Wells Fargo Trust Investment Interest		Source Code Total: .20	
04/02	Investment Interest	0	.20	C
21100.46	Wells Fargo Investment Investment Interest		Source Code Total: 17.66	
04/27	Investment Interest	0	4.75	C
04/27	Investment Interest	0	3.92	C
04/27	Investment Interest	0	4.13	C
04/28	Investment Interest	0	4.86	C
21100.47	WF Money Market Investment Interest		Source Code Total: 4.74	
04/01	Investment Interest	0	4.74	C
21100.48	WF Brokerage Account Investment Interest		Source Code Total: 13.52	
04/01	Investment Interest	0	5.01	C
04/09	Investment Interest	0	8.51	C
21100.55	Multi-Bank Securities Investment Interest		Source Code Total: 9.73	
04/09	Investment Interest	0	4.08	C
04/28	Investment Interest	0	5.40	C
04/30	Investment Interest	0	.25	C
21100.70	Vining Sparks Investment Interest		Source Code Total: 40.77	
04/01	Investment Interest	0	2.19	C
04/02	Investment Interest	0	4.49	C
04/13	Investment Interest	0	2.01	C
04/13	Investment Interest	0	2.21	C
04/17	Investment Interest	0	3.27	C
04/17	Investment Interest	0	5.44	C



Pinal County Treasurer

Monthly Statement

Date Range: 4/1/2020 to 4/30/2020

04/30	Investment Interest	0	4.77	C
04/30	Investment Interest	0	5.20	C
04/30	Investment Interest	0	5.66	C
04/30	Investment Interest	0	5.53	C
21100.80	Stifel Nicolaus & Company Investment Interest		Source Code Total: 2.14	
04/28	Investment Interest	0	2.14	C
73160.0	Deposits		Source Code Total: 530.00	
04/30	400.10.47130.10 D McCormick/inv 5869/CASH A	0	180.00	C
04/30	400.10.47130.10 A Feagan/ inv 5876/CASH B	0	350.00	C
90930.0	Warrants Redeemed		Source Code Total: (3,419.50)	
04/17	Paid Warrants	0	(77.50)	D
04/28	Paid Warrants	0	(3,342.00)	D
6116422901 Superstition Fire & Medical Dist Special Revenue			Ending Balance: 51,877.29	

Warrant Detail

Payee Name	Warrant	Amount	Issue Dt	Status Dt	Voucher
6116422901 Superstition Fire & Medical Dist Special Revenue					Account Total: 3,419.50
Fund: 1105					Fund Total: 3,419.50
Status: PAID					Status Total: 3,419.50
ST HELEN AUTO & HARDWARE, INC.	1105000285	77.50	04/08/20	04/17/20	
CHASE	1105000286	3,342.00	04/22/20	04/28/20	
	Count	Amount			
Total PAID:	2	3,419.50			

Superstition Fire & Medical District

AR Payment Register (Detail)

Bank ID: Equal To S

Check No. / Payment ID	Payee Name / Customer Name	Invoice No. / Account Number	Amount Paid
BANK: S - SPECIAL REVENUE FUND			
DEPOSIT: 2,796	DATE: 04/29/20		
CASH	A Feagan / inv 5876 / CASH A X (DONATION)	Cash Invoice : 005876	\$350.00 \$350.00
		CASH TOTAL:	\$350.00
		DEPOSIT 2,796 TOTAL:	\$350.00
		TOTAL FOR BANK ID: S	\$350.00
		GRAND TOTAL OF ALL CHECKS:	\$0.00
		GRAND TOTAL OF ALL CREDIT CARDS:	\$0.00
		GRAND TOTAL OF ALL CASH:	\$350.00
		GRAND TOTAL OF ALL EFT:	\$0.00
		GRAND TOTAL OF ALL PAYMENTS:	\$350.00
		GRAND TOTAL OF ALL ADJUSTMENTS:	\$0.00
		COMBINED TOTAL:	\$350.00

c.2
 350.00 +
 180.00 + Reclass from 100 to 400
 530.00 *

Entry #	Date	Document	Job	Account	Description	Debits	Credits	Balance
BATCH: 17510 JOURNAL: CR STATUS: Posted PERIOD: 2019 - 10 CREATED: 04/16/20 by JDB								
771807	04/14/20	028570		100-10-10100-10	Jones&Raczowski/inv 5865/ck 28570	\$20.00	\$0.00	\$20.00
771808	04/14/20	20496		100-10-10100-10	Breyer Law/inv 5866/ck 20496	\$20.00	\$0.00	\$40.00
771809	04/14/20	005865		100-10-42600-15	AR Product: EMS Reports - Incident # - F2	\$0.00	\$20.00	\$20.00
771810	04/14/20	005866		100-10-42600-15	AR Product: EMS Reports - Incident # -F2	\$0.00	\$20.00	\$0.00
771811	04/15/20	CASH		400-10-10400-10	D McCormick/inv 5869/CASH	\$180.00	\$0.00	\$180.00
771812	04/15/20	1001220312		100-10-10100-10	LexisNexis/inv 5871/ck 1001220312	\$20.00	\$0.00	\$200.00
771813	04/15/20	005869		400-10-47130-10	AR Product: 60th Anniversary Year Book	\$0.00	\$180.00	\$20.00
771814	04/15/20	005871		100-10-42600-15	AR Product: Fire Reports - Incident # - F2	\$0.00	\$20.00	\$0.00
BATCH 17,510 TOTALS:						\$240.00	\$240.00	\$0.00
TOTAL OF ALL JOURNAL(S):						\$240.00	\$240.00	

C-2

Superstition Fire & Medical District
AP Check Register (Current by Bank)
Check Dates: 4/1/2020 to 4/30/2020

Check No.	Date	Status*	Vendor ID	Payee Name	Amount
BANK ID: S - SPECIAL REVENUE FUND					400-10-10400-10
285	04/08/20	P	FROACE	St Helen Auto & Hardware, Inc.	\$77.50
286	04/22/20	P	CHASEM	Chase	\$3,342.00
					<hr/>
BANK S REGISTER TOTAL:					\$3,419.50
					<hr/>
GRAND TOTAL :					\$3,419.50
					<hr/> <hr/>

(1)

* Check Status Types: "P" - Printed ; "M" - Manual ; "V" - Void (Void Date); "A" - Application; "E" - EFT
** Denotes broken check sequence.

Superstition Fire & Medical District

Balance Sheet

As of 4/30/2020

FUND: (400) Special Revenue Fund

Assets

Current Assets

Fund Cash - Special Revenue Fund
Total Current Assets

\$51,877.29

\$51,877.29

(F)

Total Assets

\$51,877.29

Liabilities and Equity

Current Liabilities

Sales Tax Payable
Total Current Liabilities

\$169.51

\$169.51

Total Liabilities

\$169.51

Equity

Fund Balance - Special Revenue Fund
Current Year Profit/Loss
Total Equity

\$48,437.86

3,269.92

51,707.78

Total Liabilities and Equity

\$51,877.29



May 2020						
S	M	T	W	T	F	S
26	27	28	29	30	1	2
3	4	5	6	7	8	9
10	11	12	13	14	15	16
17	18	19	20	21	22	23
24	25	26	27	28	29	30
31	1	2	3	4	5	6

New Balance
\$33,518.50
 Minimum Payment Due
\$6,703.00
 Payment Due Date
05/04/20

Late Payment Warning: If we do not receive your minimum payment by the due date, you may have to pay up to a \$39 late fee.
Minimum Payment Warning: Enroll in Auto-Pay and avoid missing a payment. To enroll, call the number on the back of your card or go to the web site listed above.

ACCOUNT SUMMARY

Account Number: 4246 3152 5232 6481	
Previous Balance	\$14,069.66
Payment Credits	-\$15,199.39
Purchases	+\$34,648.03
Cash Advances	\$0.00
Balance Transfers	\$0.00
Fees Charged	\$0.00
Interest Charged	\$0.00
New Balance	\$33,518.50
Opening/Closing Date	03/11/20 - 04/10/20
Credit Limit	\$50,000
Available Credit	\$16,481
Cash Access Line	\$10,000
Available for Cash	\$10,000
Past Due Amount	\$0.00
Balance over the Credit Limit	\$6.00

400F (G)
 \$3,342.00

VENDOR # chasom
 ACCOUNT # _____
 APPROVAL _____
 DATE PAID 4/22/2020
 WARRANT # _____
 286

YOUR ACCOUNT MESSAGES

& Item was transferred from lost / stolen account.



P.O. BOX 15123
 WILMINGTON, DE 19850-5123
 For Undeliverable Mail Only

Make your payment at
chase.com/paycard

42463152523264810067030003351850000000001

Payment Due Date: 05/04/20
 New Balance: \$33,518.50
 Minimum Payment: \$6,703.00

Account number: 4246 3152 5232 6481

\$ _____ Amount Enclosed
 Make/Mail to Chase Card Services at the address below:

96763 BEX 9 10120 C
 ROGER WOOD
 SUPERSTITION FIRE
 585 N IDAHO RD
 APACHE JUNCTION AZ 85119-4014

CARDMEMBER SERVICE
 PO BOX 6294
 CAROL STREAM IL 60197-6294

500016028 15952523264815



ACCOUNT ACTIVITY

Date of Transaction	Merchant Name or Transaction Description	\$ Amount
03/14	& Payment ThankYou Image Check	-11,868.51
03/14	& Payment ThankYou Image Check	-1,782.29
03/14	& Payment ThankYou Image Check	-439.06
03/20	& OFFICEMAX/DEPOT 6678 APACHE JUNCTI AZ 100F 18524 \$2481	37.26 150F 18525 \$1242
03/24	& STAPLES DIRECT 800-3333330 MA 18528	32.63 100F
03/27	& STAPLES DIRECT 800-3333330 MA 18566	16.31 100F
04/01	UPSTAGING INC. 815-8999886 IL 18580	4,790.00 150F
04/04	STAPLS0182972972000002 877-8267755 NJ 100F 18553 \$39230	588.46 150F 18666 \$19616
04/07	PNP AZ DOR TAXFEE info@pointand Mi 18622	2.10 100F
04/07	AZ DEPT OF REVENUE TMACCONNEL@AZ AZ 18622	89.15 100F
	ROGER WOOD TRANSACTIONS THIS CYCLE (CARD 6481) \$9513.95- INCLUDING PAYMENTS RECEIVED	
03/29	& WM SUPERCENTER #1381 APACHE JUNCTI AZ 18602	33.88 100F
	MIKE FARBER TRANSACTIONS THIS CYCLE (CARD 6523) \$33.88	
03/28	& NBF*NATL BIZ FURNITURE 800-626-6080 WI 100F 18605 \$1,687.01	2,530.51 150F 18599 \$843.50
04/08	WORKBOOTS.COM 636-680-8081 MO 18638	114.58 100F
	JEFF CRANMER TRANSACTIONS THIS CYCLE (CARD 6549) \$2645.09	
03/24	& HILTON ADVPURCH8002367113 MEMPHIS TN 18456	-150.17 100F
03/09	& IAFC FR1151 703-273-9672 VA 18456	994.00 100F
03/09	& HILTON ADVPURCH8002367113 MEMPHIS TN 18456	150.17 100F
03/10	& IAFC FR1151 703-273-9672 VA 18498	1,184.00 100F
	RICHARD MOONEY TRANSACTIONS THIS CYCLE (CARD 6572) \$2178.00	
03/10	& IAFC FR1151 703-273-9872 VA 18499	1,688.00 100F
	RICHARD OCHS TRANSACTIONS THIS CYCLE (CARD 6580) \$1688.00	
03/14	& ADOBE PHOTOGRAPHY PLAN 408-538-8000 CA 18500	129.83 100F
	DANIEL MCKINNEY TRANSACTIONS THIS CYCLE (CARD 6814) \$129.83	
03/23	& THE HOME DEPOT #0470 CHANDLER AZ 18599	365.00 150F
04/05	EBAY O*19-04782-07216 San Jose CA 18599	397.71 150F
04/06	EBAY O*12-04792-84902 San Jose CA 18599	508.58 150F
	BRETT BROMAN TRANSACTIONS THIS CYCLE (CARD 6830) \$1208.27	
03/28	& Amazon.com Amzn.com/bill WA 18465	-43.09 100F
03/11	& VISTAPR*VistaPrint.com 866-8936743 MA 100F 18465 \$2150.00	322.53 150F 18466 \$10751
03/20	& Amazon.com*JH8AE9Y53 Amzn.com/bill WA 18465	43.09 100F
03/25	& SMK*SURVEYMONKEY.COM 971-2445555 CA 18672	1,302.05 100F
	ANNA BUTEL TRANSACTIONS THIS CYCLE (CARD 6865) \$1624.58	
04/02	FRONTIER ACE HARDWARE APACHE JUNCTI AZ 18632	273.90 150F
	BILLY WARREN TRANSACTIONS THIS CYCLE (CARD 6883) \$273.90	
03/27	& OFFICEMAX/DEPOT 6678 APACHE JUNCTI AZ 18594	167.88 150F
03/27	& OFFICEMAX/DEPOT 6678 APACHE JUNCTI AZ 18594	14.78 150F
	BRIAN WHITE TRANSACTIONS THIS CYCLE (CARD 6671) \$182.46	
03/11	& THE FIREFIGHTING DEPOT THEFIREFIGHT.IL 18475	100.32 100F
03/11	& FEDEX 508545899 MEMPHIS TN 18475	15.98 100F
03/13	& BOSCH Automotive Service 158-85787464 MI 100F 18475 \$1,800.00	858.60 150F 18476 \$17780
03/15	& AMZN Mktg US*MP8X11700 Amzn.com/bill WA 18476	19.70 150F
03/18	& FEDEX 509301319 MEMPHIS TN 18475	21.94 100F
03/19	& HARBOR FREIGHT TOOLS 252 APACHE JUNCTI AZ 18475	102.24 100F
03/22	& AMZN Mktg US*C75E56JH3 Amzn.com/bill WA 18476	739.55 150F
03/24	& AMZN Mktg US*350405QB3 Amzn.com/bill WA 18475	112.88 100F
03/25	& APPLIANCEPARTSPROS.COM 877-477-7278 CA 18475	65.45 100F
03/26	& AMZN Mktg US*BX2AP5T93 Amzn.com/bill WA 18475	35.72 100F
03/24	& OFFICE DEPOT #5101 800-463-3788 AZ 18475	130.31 100F
03/25	& WPSG- INC 610-8578070 PA 18475	251.38 100F
03/25	& SELECT TECH 931-6848984 TN 18475	447.83 100F

ACCOUNT ACTIVITY (CONTINUED)

Date of Transaction	Merchant Name or Transaction Description	\$ Amount
03/27	& AMZN Mktp US*TT3Y266C3 Amzn.com/bill WA	18476 186.20 150F
03/27	& N AMERICA RESCUE PRODUCT 864-6759800 SC	18609 1,812.00 200F
03/30	& COSTCO *BUS CENTER 827 602-274-4651 AZ 100F	18475 5386.00 579.00 150F 18476 \$193.00
03/30	& COSTCO *BUS CENTER 827 602-274-4651 AZ 100F	18475 1193.00 289.50 150F 18476 196.50
03/31	& FEDEX 510579982 MEMPHIS TN	18475 11.96 100F
03/31	& Amazon.com*ET9BX5KI3 Amzn.com/bill WA 100F	18475 286.80 150F 18476 \$95.00
03/31	RIDENOW POWERSPORTS- A APACHE JUNCTI AZ	18475 50.59 100F
03/31	SELECT TECH 931-8848964 TN	18475 519.92 100F
04/01	HARBOR FREIGHT TOOLS 262 APACHE JUNCTI AZ	18476 48.66 150F
04/01	AMZN Mktp US*74Y2PV3 Amzn.com/bill WA	18476 56.88 150F
04/01	THE WEBSTRAUNT STORE 717-392-7472 PA	18476 540.37 150F
03/31	RIDENOW POWERSPORTS- A APACHE JUNCTI AZ	18475 67.73 100F
04/04	AMZN Mktp US*G12ZW6SX3 Amzn.com/bill WA	18475 40.05 100F
04/06	VERN LEWIS WS MESA MESA AZ	18476 10.03 150F
VAUGHN CROSHAW TRANSACTIONS THIS CYCLE (CARD 0687) \$7401.59		
03/12	& FLAMINGO HOTEL LAS VEGAS LAS VEGAS NV	18523 731.33 100F
03/21	& ONE BEAT CPR LEARNING 855-863-2328 FL TINA GEROLA	18537 3,342.00 400F
TRANSACTIONS THIS CYCLE (CARD 6473) \$4073.33		
03/17	& WPY*FireNuggets Inc 855-469-3729 CA	18473 -425.00 100F
03/17	& WPY*FireNuggets Inc 855-469-3729 CA	18473 -425.00 100F
03/17	& PURCHASE PROTECTION 888-3174539 CA	18473 -68.00 100F
03/09	& THE HOME DEPOT #0477 PHOENIX AZ	18473 971.27 100F
03/12	& WPY*FireNuggets Inc 855-469-3729 CA	18473 850.00 100F
03/11	& PURCHASE PROTECTION 888-3174539 CA	18473 68.00 100F
03/14	& GOPRO *WWW.GOPRO.COM 888-600-4659 CA	18473 75.02 100F
03/25	& FS *digitalcombust 877-3278914 CA	18473 2,443.50 100F
03/31	WONDERSHARE SOFTWARE(H HONG KONG)	18473 2.95 100F
03/31	WONDERSHARE SOFTWARE(H HONG KONG)	18473 99.87 100F
04/06	WAL-MART #1381 APACHE JUNCTIAZ	18599 6.31 150F
04/06	THE HOME DEPOT 404 MESA AZ FOX TANNER	18599 333.78 150F
TRANSACTIONS THIS CYCLE (CARD 2689) \$3932.88		
03/25	& WM SUPERCENTER #1381 APACHE JUNCTI AZ	18560 30.07 150F
03/26	& WAL-MART #2482 MESA AZ	18560 27.59 150F
03/31	& WAL-MART #1381 APACHE JUNCTI AZ	18560 30.07 150F
04/05	FRY'S 0665 APACHE JUNCTI AZ	18560 13.58 150F
04/05	FRONTIER ACE HARDWARE APACHE JUNCTI AZ	18637 6.57 100F
04/06	Surface Preparation So 800-899-3872 CA	18633 618.32 150F
AMY BROOKS TRANSACTIONS THIS CYCLE (CARD 7121) \$728.20		
04/08	& STAPLS7306417111001001 SOUTH HACKENS NJ 100F	18553 \$12.00 -18.27 150F 18666 \$6.09
03/20	& AMZN Mktp US*2B3X87563 Amzn.com/bill WA	18531 476.40 100F
03/23	& AMZN Mktp US*ZZ2SW03G3 Amzn.com/bill WA	18531 329.49 100F
03/25	& STAPLS7306414288000001 877-8267755 NJ 100F	18553 \$149.98 221.98 150F 18666 \$74.00
03/26	& STAPLS7306417111000001 877-8267755 NJ 100F	18553 \$392.34 588.51 150F 18666 \$196.17
03/27	& STAPLS7306414288000002 877-8267755 NJ 100F	18553 \$7.17 10.76 150F 18666 \$3.59
03/28	& STAPLS7306478093000001 877-8267755 NJ 100F	18553 \$87.01 130.52 150F 18666 \$43.51
03/31	& USPS KIOSK 0302599550 APACHE JUNCTI AZ	18579 16.50 100F
04/02	& STAPLS7306586588000001 877-8267755 NJ 100F	18553 \$65.00 97.89 150F 18666 \$32.63
KELLY BARTZ TRANSACTIONS THIS CYCLE (CARD 3849) \$1853.78		

2020 Totals Year-to-Date	
Total fees charged in 2020	\$0.00
Total interest charged in 2020	\$0.00

Year-to-date totals do not reflect any fee or interest refunds you may have received.

Superstition Fire & Medical District Monthly Pinal County Treasurer's Bank Account Reconciliation

500 Debt Principal Fund

Reconciliation References:

- A Previous month's bank ending balance / current month's bank beginning balance
 - B Interest Income
 - C Current month's property tax receipts (real and personal)
 - D Current month's refunded interest
 - E Current month's bank ending balance
 - F Cash Balance per G/L Balance Sheet
- *consolidated account ending 1407 (original bond account) into 1409 (refinanced bond account)



**Superstition Fire & Medical District
Debt Retirement Principal (Fund 500) Cash Reconciliation
Fiscal Year 2019 - 2020
4/30/2020**

	Deposits (Cash Receipts)	Cash Disbursements	Book Balance
Book Balance as of: 4/1/2020			\$641,508.22 (A)
Activity During the Month			
Journal Entries:			
Interest Income (Expense):	1,064.05		1,064.05 (B)
Cash Receipts			
2008 Real Estate Taxes			-
2009 Real Estate Taxes			-
2010 Real Estate Taxes			-
2011 Real Estate Taxes			-
2012 Real Estate Taxes			-
2013 Real Estate Taxes			-
2014 Real Estate Taxes			-
2015 Real Estate Taxes			-
2016 Real Estate Taxes			-
2017 Real Estate Taxes			-
2018 Real Estate Taxes			-
2019 Real Estate Taxes	115,742.89		115,742.89 (C)
2007 Pers. Prop. Taxes	1.03		1.03
2008 Pers. Prop. Taxes	3.65		3.65
2009 Pers. Prop. Taxes	3.27		3.27
2010 Pers. Prop. Taxes	4.08		4.08
2011 Pers. Prop. Taxes	5.27		5.27
2012 Pers. Prop. Taxes	6.69		6.69
2013 Pers. Prop. Taxes	7.67		7.67
2014 Pers. Prop. Taxes	8.23		8.23
2015 Pers. Prop. Taxes	10.36		10.36
2016 Pers. Prop. Taxes	13.07		13.07
2017 Pers. Prop. Taxes	67.36		67.36
2018 Pers. Prop. Taxes	46.18		46.18
2019 Pers. Prop. Taxes	2,470.46		2,470.46
SRP Contributions			-
Deposits			
Revenue Transfer			-
Cash Disbursements			
A) Accounts Payable			-
B) Transfer In / Out			-
C) Refund Interest		(0.05)	(0.05) (D)
	\$119,454.62	(0.05)	\$760,962.79

Pinal County Bank Balance

Ending Bank Balance as of: 4/30/2020 Balance from YTD Column \$ 760,962.79 (E)

Less: Outstanding Warrants Check #
Plus: Deposits in Transit

Prepared by: *John Duke 5/4/2020*
Roger Wood 5/5/2020

-

-

-

\$ 760,962.79

Balance per B/S \$ 760,962.79 (F)

Difference \$



Pinal County Treasurer

Monthly Statement

Date Range: 4/1/2020 to 4/30/2020


Account	Period	YTD	
6116421409	Super Fire & Med Debt Refunding Prin Series 2018		
Begin Balance:	(A) 641,508.22	239,897.27	
Income:	119,454.62	521,069.12	
LOC Advance:	.00	.00	
Expense:	(.05)	(3.60)	LOC: .00
LOC Payments:	.00	.00	Warrants Outstanding: .00
Cash Balance:	(E) 760,962.79	760,962.79	End: 760,962.79

Monthly Statement Summary

Source Code	Description	MTDAmount	YTDAmount
6116421409	Super Fire & Med Debt Refunding Prin Series 2018	Beginning Balance: 641,508.22	239,897.27
11100.2018	2018 Real Estate Taxes	.36	8,388.90
11100.2019	2019 Real Estate Taxes	115,742.89	460,329.51
12100.2018	2018 Personal Property Taxes	46.18	1,149.13
12100.2019	2019 Personal Property Taxes	2,470.46	35,853.44
14100.0	Salt River Contribution	.00	7,305.95
18200.2007	2007 Taxes Transferred	1.03	5.33
18200.2008	2008 Taxes Transferred	3.65	3.68
18200.2009	2009 Taxes Transferred	3.27	3.68
18200.2010	2010 Taxes Transferred	4.08	8.23
18 2011	2011 Taxes Transferred	5.27	12.66
18200.2012	2012 Taxes Transferred	6.69	17.35
18200.2013	2013 Taxes Transferred	7.67	24.65
18200.2014	2014 Taxes Transferred	8.23	41.07
18200.2015	2015 Taxes Transferred	10.36	55.33
18200.2016	2016 Taxes Transferred	13.07	159.36
18200.2017	2017 Taxes Transferred	67.36	186.97
21100.40	Wells Fargo Bank Investment Interest	4.92	68.91
21100.41	Wells Fargo Repo Investment Interest	.00	852.77
21100.43	Wells Fargo Trust Investment Interest	2.54	48.75
21100.46	Wells Fargo Investment Investment Interest	209.51	1,345.00
21100.47	WF Money Market Investment Interest	60.46	160.43
21100.48	WF Brokerage Account Investment Interest	165.90	255.33
21100.55	Multi-Bank Securities Investment Interest	113.43	619.76
21100.70	Vining Sparks Investment Interest	480.57	3,260.84
21100.80	Stifel Nicolaus & Company Investment Interest	26.72	927.16
73750.0	Revenue Transfer	.00	(15.07)
90400.0	Refund Interest	(.05)	(3.60)
	Ending Balance:	760,962.79	760,962.79

Monthly Statement Detail

Date	Notes	Doc #	Amount	C/D
6116421409 Super Fire & Med Debt Refunding Prin Series 2018			Beginning Balance: 641,508.22	
00.2018	2018 Real Estate Taxes		Source Code Total: .36	
04/15	Tax Distribution	0	.12	C
04/17	Tax Distribution	0	.24	C
11100.2019	2019 Real Estate Taxes		Source Code Total: 115,742.89	
04/01	Tax Distribution	0	155.88	C
04/01	Tax Distribution	0	402.01	C
04/01	Tax Distribution	0	169.74	C



Pinal County Treasurer

Monthly Statement

Date Range: 4/1/2020 to 4/30/2020

04/01 Tax Distribution	0	179.21	C
04/02 Tax Distribution	0	202.55	C
04/02 Tax Distribution	0	188.03	C
04/02 Tax Distribution	0	488.46	C
04/02 Tax Distribution	0	259.21	C
04/02 Tax Distribution	0	149.88	C
04/03 Tax Distribution	0	257.22	C
04/03 Tax Distribution	0	208.11	C
04/03 Tax Distribution	0	456.79	C
04/03 Tax Distribution	0	179.33	C
04/06 Tax Distribution	0	294.01	C
04/06 Tax Distribution	0	345.46	C
04/06 Tax Distribution	0	241.72	C
04/06 Tax Distribution	0	453.99	C
04/06 Tax Distribution	0	207.10	C
04/07 Tax Distribution	0	339.79	C
04/07 Tax Distribution	0	595.83	C
04/07 Tax Distribution	0	.07	C
04/08 Tax Distribution	0	(9.83)	C
04/08 Tax Distribution	0	165.96	C
04/08 Tax Distribution	0	5.53	C
04/08 Tax Distribution	0	215.09	C
04/08 Tax Distribution	0	465.53	C
04/08 Tax Distribution	0	102.41	C
04/09 Tax Distribution	0	7.75	C
04/09 Tax Distribution	0	195.62	C
04/10 Tax Distribution	0	353.35	C
04/10 Tax Distribution	0	647.31	C
04/13 Tax Distribution	0	321.04	C
04/13 Tax Distribution	0	253.92	C
04/13 Tax Distribution	0	726.54	C
04/14 Tax Distribution	0	176.51	C
04/14 Tax Distribution	0	885.50	C
04/14 Tax Distribution	0	256.86	C
04/14 Tax Distribution	0	409.60	C
04/14 Tax Distribution	0	240.34	C
04/15 Tax Distribution	0	(3.42)	C
04/15 Tax Distribution	0	80.10	C
04/15 Tax Distribution	0	47.68	C
04/15 Tax Distribution	0	53.07	C
04/15 Tax Distribution	0	621.56	C
04/15 Tax Distribution	0	222.26	C
04/15 Tax Distribution	0	40.76	C
04/16 Tax Distribution	0	189.68	C
04/16 Tax Distribution	0	19.60	C
04/16 Tax Distribution	0	360.16	C
04/16 Tax Distribution	0	135.61	C
04/16 Tax Distribution	0	181.48	C
04/17 Tax Distribution	0	243.20	C
04/17 Tax Distribution	0	39.73	C
04/17 Tax Distribution	0	120.01	C
04/17 Tax Distribution	0	226.41	C
04/20 Tax Distribution	0	(6.04)	C
04/20 Tax Distribution	0	76.46	C
04/20 Tax Distribution	0	52,778.11	C
04/20 Tax Distribution	0	713.39	C
04/20 Tax Distribution	0	1,024.48	C



Pinal County Treasurer

Monthly Statement

Date Range: 4/1/2020 to 4/30/2020

04/21 Tax Distribution	0	354.93	C
04/21 Tax Distribution	0	254.53	C
04/21 Tax Distribution	0	477.92	C
04/21 Tax Distribution	0	1,327.37	C
04/21 Tax Distribution	0	458.20	C
04/21 Tax Distribution	0	136.99	C
04/21 Tax Distribution	0	494.24	C
04/22 Tax Distribution	0	87.18	C
04/22 Tax Distribution	0	4,096.07	C
04/22 Tax Distribution	0	7.69	C
04/22 Tax Distribution	0	471.46	C
04/22 Tax Distribution	0	185.89	C
04/22 Tax Distribution	0	25.38	C
04/23 Tax Distribution	0	956.61	C
04/23 Tax Distribution	0	201.77	C
04/23 Tax Distribution	0	527.06	C
04/23 Tax Distribution	0	266.77	C
04/23 Tax Distribution	0	235.41	C
04/24 Tax Distribution	0	385.79	C
04/24 Tax Distribution	0	752.06	C
04/24 Tax Distribution	0	122.46	C
04/24 Tax Distribution	0	476.23	C
04/27 Tax Distribution	0	392.07	C
04/27 Tax Distribution	0	12,893.45	C
04/27 Tax Distribution	0	889.38	C
04/27 Tax Distribution	0	86.56	C
04/27 Tax Distribution	0	1,433.37	C
04/28 Tax Distribution	0	940.36	C
04/28 Tax Distribution	0	5,654.04	C
04/28 Tax Distribution	0	1,455.39	C
04/28 Tax Distribution	0	1,267.34	C
04/28 Tax Distribution	0	255.69	C
04/28 Tax Distribution	0	234.59	C
04/28 Tax Distribution	0	603.72	C
04/29 Tax Distribution	0	3,594.02	C
04/29 Tax Distribution	0	701.23	C
04/29 Tax Distribution	0	1,265.49	C
04/29 Tax Distribution	0	59.95	C
04/29 Tax Distribution	0	52.28	C
04/30 Tax Distribution	0	446.24	C
04/30 Tax Distribution	0	703.60	C
04/30 Tax Distribution	0	626.98	C
04/30 Tax Distribution	0	997.25	C
04/30 Tax Distribution	0	309.58	C
04/30 Tax Distribution	0	220.59	C
12100.2018 2018 Personal Property Taxes		Source Code Total: 46.18	
04/01 Tax Distribution	0	9.85	C
04/06 Tax Distribution	0	1.29	C
04/08 Tax Distribution	0	7.45	C
04/08 Tax Distribution	0	.02	C
04/10 Tax Distribution	0	5.21	C
04/13 Tax Distribution	0	1.56	C
04/14 Tax Distribution	0	2.06	C
04/16 Tax Distribution	0	3.31	C
04/20 Tax Distribution	0	1.34	C
04/20 Tax Distribution	0	.85	C
04/20 Tax Distribution	0	3.64	C



Pinal County Treasurer

Monthly Statement

Date Range: 4/1/2020 to 4/30/2020

04/22 Tax Distribution	0	.23	C
04/23 Tax Distribution	0	.27	C
04/24 Tax Distribution	0	.46	C
04/29 Tax Distribution	0	8.64	C
12100.2019 2019 Personal Property Taxes		Source Code Total: 2,470.46	
04/01 Tax Distribution	0	15.54	C
04/01 Tax Distribution	0	51.23	C
04/01 Tax Distribution	0	.40	C
04/01 Tax Distribution	0	4.63	C
04/01 Tax Distribution	0	5.65	C
04/02 Tax Distribution	0	5.20	C
04/02 Tax Distribution	0	8.01	C
04/02 Tax Distribution	0	37.22	C
04/02 Tax Distribution	0	18.30	C
04/02 Tax Distribution	0	1.25	C
04/03 Tax Distribution	0	21.21	C
04/03 Tax Distribution	0	13.54	C
04/03 Tax Distribution	0	13.63	C
04/06 Tax Distribution	0	5.72	C
04/06 Tax Distribution	0	23.38	C
04/06 Tax Distribution	0	22.33	C
04/06 Tax Distribution	0	19.33	C
04/06 Tax Distribution	0	1.54	C
04/07 Tax Distribution	0	25.70	C
04/07 Tax Distribution	0	25.01	C
04/08 Tax Distribution	0	9.84	C
04/08 Tax Distribution	0	13.50	C
04/08 Tax Distribution	0	40.25	C
04/08 Tax Distribution	0	.03	C
04/08 Tax Distribution	0	4.27	C
04/09 Tax Distribution	0	13.76	C
04/10 Tax Distribution	0	22.80	C
04/10 Tax Distribution	0	22.39	C
04/13 Tax Distribution	0	31.92	C
04/13 Tax Distribution	0	21.36	C
04/13 Tax Distribution	0	21.52	C
04/14 Tax Distribution	0	7.35	C
04/14 Tax Distribution	0	47.95	C
04/14 Tax Distribution	0	25.30	C
04/14 Tax Distribution	0	7.49	C
04/14 Tax Distribution	0	18.29	C
04/15 Tax Distribution	0	1.81	C
04/15 Tax Distribution	0	10.87	C
04/15 Tax Distribution	0	52.51	C
04/15 Tax Distribution	0	1.33	C
04/16 Tax Distribution	0	21.67	C
04/16 Tax Distribution	0	12.44	C
04/16 Tax Distribution	0	15.33	C
04/16 Tax Distribution	0	4.94	C
04/17 Tax Distribution	0	33.98	C
04/17 Tax Distribution	0	19.89	C
04/17 Tax Distribution	0	5.40	C
04/20 Tax Distribution	0	25.03	C
04/20 Tax Distribution	0	41.39	C
04/20 Tax Distribution	0	15.42	C
04/21 Tax Distribution	0	46.66	C
04/21 Tax Distribution	0	9.63	C



Pinal County Treasurer

Monthly Statement

Date Range: 4/1/2020 to 4/30/2020

04/21 Tax Distribution	0	24.83	C
04/21 Tax Distribution	0	26.91	C
04/21 Tax Distribution	0	14.05	C
04/21 Tax Distribution	0	22.44	C
04/22 Tax Distribution	0	6.76	C
04/22 Tax Distribution	0	51.35	C
04/22 Tax Distribution	0	4.24	C
04/23 Tax Distribution	0	(4.15)	C
04/23 Tax Distribution	0	30.14	C
04/23 Tax Distribution	0	26.05	C
04/23 Tax Distribution	0	3.72	C
04/23 Tax Distribution	0	.60	C
04/24 Tax Distribution	0	9.47	C
04/24 Tax Distribution	0	36.29	C
04/24 Tax Distribution	0	7.26	C
04/24 Tax Distribution	0	27.55	C
04/27 Tax Distribution	0	19.54	C
04/27 Tax Distribution	0	1.54	C
04/27 Tax Distribution	0	171.00	C
04/27 Tax Distribution	0	6.93	C
04/27 Tax Distribution	0	271.73	C
04/28 Tax Distribution	0	37.02	C
04/28 Tax Distribution	0	17.18	C
04/28 Tax Distribution	0	16.71	C
04/28 Tax Distribution	0	55.47	C
04/28 Tax Distribution	0	2.42	C
04/28 Tax Distribution	0	16.88	C
04/28 Tax Distribution	0	5.79	C
04/29 Tax Distribution	0	62.40	C
04/29 Tax Distribution	0	8.10	C
04/29 Tax Distribution	0	59.69	C
04/29 Tax Distribution	0	19.60	C
04/29 Tax Distribution	0	8.47	C
04/30 Tax Distribution	0	61.25	C
04/30 Tax Distribution	0	301.95	C
04/30 Tax Distribution	0	20.87	C
04/30 Tax Distribution	0	64.28	C
04/30 Tax Distribution	0	8.99	C
18200.2007 2007 Taxes Transferred		Source Code Total:	1.03
04/08 MATURED DEBT SVC FR 6-11642-1407	0		1.03 C
18200.2008 2008 Taxes Transferred		Source Code Total:	3.65
04/08 MATURED DEBT SVC FR 6-11642-1407	0		3.65 C
18200.2009 2009 Taxes Transferred		Source Code Total:	3.27
04/08 MATURED DEBT SVC FR 6-11642-1407	0		3.27 C
18200.2010 2010 Taxes Transferred		Source Code Total:	4.08
04/08 MATURED DEBT SVC FR 6-11642-1407	0		4.08 C
18200.2011 2011 Taxes Transferred		Source Code Total:	5.27
04/08 MATURED DEBT SVC FR 6-11642-1407	0		5.13 C
04/15 MATURED DEBT SVC FR 6-11642-1407	0		.14 C
18200.2012 2012 Taxes Transferred		Source Code Total:	6.69
04/08 MATURED DEBT SVC FR 6-11642-1407	0		6.69 C
18200.2013 2013 Taxes Transferred		Source Code Total:	7.67
04/06 MATURED DEBT SVC FR 6-11642-1407	0		.48 C
04/08 MATURED DEBT SVC FR 6-11642-1407	0		6.04 C
04/20 MATURED DEBT SVC FR 6-11642-1407	0		.77 C
04/28 MATURED DEBT SVC FR 6-11642-1407	0		.38 C
18200.2014 2014 Taxes Transferred		Source Code Total:	8.23



Pinal County Treasurer

Monthly Statement

Date Range: 4/1/2020 to 4/30/2020

04/06 MATURED DEBT SVC FR 6-11642-1407	0	.98	C
04/08 MATURED DEBT SVC FR 6-11642-1407	0	5.60	C
04/16 MATURED DEBT SVC FR 6-11642-1407	0	.87	C
04/28 MATURED DEBT SVC FR 6-11642-1407	0	.33	C
04/29 MATURED DEBT SVC FR 6-11642-1407	0	.45	C
18200.2015 2015 Taxes Transferred		Source Code Total: 10.36	
04/06 MATURED DEBT SVC FR 6-11642-1407	0	1.02	C
04/07 MATURED DEBT SVC FR 6-11642-1407	0	.13	C
04/08 MATURED DEBT SVC FR 6-11642-1407	0	5.80	C
04/16 MATURED DEBT SVC FR 6-11642-1407	0	3.41	C
18200.2016 2016 Taxes Transferred		Source Code Total: 13.07	
04/02 MATURED DEBT SVC FR 6-11642-1407	0	.71	C
04/06 MATURED DEBT SVC FR 6-11642-1407	0	1.06	C
04/08 MATURED DEBT SVC FR 6-11642-1407	0	5.97	C
04/13 MATURED DEBT SVC FR 6-11642-1407	0	.58	C
04/14 MATURED DEBT SVC FR 6-11642-1407	0	.31	C
04/16 MATURED DEBT SVC FR 6-11642-1407	0	3.52	C
04/23 MATURED DEBT SVC FR 6-11642-1407	0	.52	C
04/27 MATURED DEBT SVC FR 6-11642-1407	0	.40	C
18200.2017 2017 Taxes Transferred		Source Code Total: 67.36	
04/03 MATURED DEBT SVC FR 6-11642-1407	0	.54	C
04/06 MATURED DEBT SVC FR 6-11642-1407	0	1.11	C
04/07 MATURED DEBT SVC FR 6-11642-1407	0	.28	C
04/08 MATURED DEBT SVC FR 6-11642-1407	0	6.26	C
04/10 MATURED DEBT SVC FR 6-11642-1407	0	4.57	C
04/13 MATURED DEBT SVC FR 6-11642-1407	0	1.35	C
04/14 MATURED DEBT SVC FR 6-11642-1407	0	4.15	C
04/15 MATURED DEBT SVC FR 6-11642-1407	0	.35	C
04/16 MATURED DEBT SVC FR 6-11642-1407	0	3.68	C
04/20 MATURED DEBT SVC FR 6-11642-1407	0	1.19	C
04/20 MATURED DEBT SVC FR 6-11642-1407	0	.19	C
04/20 MATURED DEBT SVC FR 6-11642-1407	0	4.02	C
04/23 MATURED DEBT SVC FR 6-11642-1407	0	.28	C
04/27 MATURED DEBT SVC FR 6-11642-1407	0	.42	C
04/29 MATURED DEBT SVC FR 6-11642-1407	0	38.23	C
04/30 MATURED DEBT SVC FR 6-11642-1407	0	.74	C
21100.40 Wells Fargo Bank Investment Interest		Source Code Total: 4.92	
04/01 Investment Interest	0	4.92	C
21100.43 Wells Fargo Trust Investment Interest		Source Code Total: 2.54	
04/02 Investment Interest	0	2.54	C
21100.46 Wells Fargo Investment Investment Interest		Source Code Total: 209.51	
04/27 Investment Interest	0	56.32	C
04/27 Investment Interest	0	46.53	C
04/27 Investment Interest	0	48.84	C
04/28 Investment Interest	0	57.82	C
21100.47 WF Money Market Investment Interest		Source Code Total: 60.46	
04/01 Investment Interest	0	60.46	C
21100.48 WF Brokerage Account Investment Interest		Source Code Total: 165.90	
04/01 Investment Interest	0	62.77	C
04/09 Investment Interest	0	103.13	C
0.55 Multi-Bank Securities Investment Interest		Source Code Total: 113.43	
04/09 Investment Interest	0	46.14	C
04/28 Investment Interest	0	64.32	C
04/30 Investment Interest	0	2.97	C
21100.70 Vining Sparks Investment Interest		Source Code Total: 480.57	
04/01 Investment Interest	0	24.26	C
04/02 Investment Interest	0	49.84	C



Pinal County Treasurer

Monthly Statement

Date Range: 4/1/2020 to 4/30/2020

04/13	Investment Interest	0	25.01	C
04/13	Investment Interest	0	27.47	C
04/17	Investment Interest	0	62.86	C
04/17	Investment Interest	0	37.72	C
04/30	Investment Interest	0	67.79	C
04/30	Investment Interest	0	62.30	C
04/30	Investment Interest	0	57.14	C
04/30	Investment Interest	0	66.18	C
21100.80	Stifel Nicolaus & Company Investment Interest		Source Code Total: 26.72	
04/28	Investment Interest	0	26.72	C
90400.0	Refund Interest		Source Code Total: (.05)	
04/02	163774 100-06-024F4 2019 Adjustment/Corr Refund	163774	(.05)	D
	6116421409 Super Fire & Med Debt Refunding Prin Series 2018		Ending Balance: 760,962.79	

Superstition Fire & Medical District

Balance Sheet

As of 4/30/2020

FUND: (500) Debt Retirement Principal Fund

Assets

Current Assets

Fund Cash - Debt Retirement Principal
Total Current Assets

\$760,962.79

\$760,962.79

(F)

Total Assets

\$760,962.79

Liabilities and Equity

Equity

Fund Balance - Debt Retirement Principal
Current Year Profit/Loss
Total Equity

\$239,897.27

521,065.52

760,962.79

Total Liabilities and Equity

\$760,962.79

Superstition Fire & Medical District Monthly Pinal County Treasurer's Bank Account Reconciliation

600 Debt Interest Fund

Reconciliation References:

- A Previous month's bank ending balance / current month's bank beginning balance
 - B Interest Income
 - C Current month's property tax receipts (real and personal)
 - D Current month's refunded interest
 - E Current month's bank ending balance
 - F Cash Balance per G/L Balance Sheet
- *consolidated account ending 1408 (original bond account) into 1410 (refinanced bond account)



**Superstition Fire & Medical District
Debt Retirement Interest (Fund 600) Cash Reconciliation
Fiscal Year 2019 - 2020
4/30/2020**

	Deposits (Cash Receipts)	Cash Disbursements	Treasurer's Balance	Book Balance
Book Balance as of: 4/1/2020				\$93,847.89 (A)
<u>Activity During the Month</u>				
Journal Entries:				
Interest Income (Expense):	178.73			178.73 (B)
Cash Receipts				
2007 Real Estate Taxes				-
2008 Real Estate Taxes				-
2009 Real Estate Taxes				-
2010 Real Estate Taxes				-
2011 Real Estate Taxes				-
2012 Real Estate Taxes				-
2013 Real Estate Taxes				-
2014 Real Estate Taxes				-
2015 Real Estate Taxes				-
2016 Real Estate Taxes				-
2017 Real Estate Taxes				-
2018 Real Estate Taxes				0.06
2019 Real Estate Taxes				35,672.68
2007 Pers. Prop. Taxes				1.02
2008 Pers. Prop. Taxes				5.10
2009 Pers. Prop. Taxes				4.23
2010 Pers. Prop. Taxes				4.90
2011 Pers. Prop. Taxes				6.32
2012 Pers. Prop. Taxes				6.30
2013 Pers. Prop. Taxes				7.14
2014 Pers. Prop. Taxes				7.05
2015 Pers. Prop. Taxes				7.92
2016 Pers. Prop. Taxes				9.00
2017 Pers. Prop. Taxes				41.11
2018 Pers. Prop. Taxes				6.46
2019 Pers. Prop. Taxes				761.46
SRP Contributions				-
Deposits				
Revenue Transfer				
Cash Disbursements				
A) Accounts Payable				-
B) Transfer In / Out				-
C) Refund Interest		(0.02)		(0.02) (D)
	\$36,719.48	(0.02)		\$130,567.35
<u>Pinal County Bank Balance</u>				
Ending Bank Balance as of: 4/30/2020				\$ 130,567.35 (E)
			Check #	
Less: Outstanding Warrants				-
Plus: Deposits in Transit				-
				\$ 130,567.35
Prepared by: <i>Jessie Burke 5/4/2020</i>				Balance per B/S \$ 130,567.35 (F)
Reviewed by: <i>Rogun Wood 5/5/2020</i>				
Difference				\$



Pinal County Treasurer

Monthly Statement

Date Range: 4/1/2020 to 4/30/2020

Account	Period	YTD		
6116421410	Super Fire & Med Debt Refunding Int Series 2018			
Begin Balance:	(A) 93,847.89	41,798.03		
Income:	36,719.48	158,200.62		
LOC Advance:	.00	.00		
Expense:	(.02)	(69,431.30)	LOC:	.00
LOC Payments:	.00	.00	Warrants Outstanding:	.00
Cash Balance:	(E) 130,567.35	130,567.35	End:	130,567.35

Monthly Statement Summary

Source Code	Description	MTDAmount	YTDAmount
6116421410	Super Fire & Med Debt Refunding Int Series 2018	Beginning Balance: 93,847.89	41,798.03
11100.2018	2018 Real Estate Taxes	.06	1,170.00
11100.2019	2019 Real Estate Taxes	35,672.68	141,876.46
12100.2018	2018 Personal Property Taxes	6.46	160.14
12100.2019	2019 Personal Property Taxes	761.46	11,050.41
14100.0	Salt River Contribution	.00	2,251.74
18200.2007	2007 Taxes Transferred	1.02	5.30
18200.2008	2008 Taxes Transferred	5.10	5.15
18200.2009	2009 Taxes Transferred	4.23	4.77
18200.2010	2010 Taxes Transferred	4.90	9.90
18200.2011	2011 Taxes Transferred	6.32	15.19
18200.2012	2012 Taxes Transferred	6.30	16.37
18200.2013	2013 Taxes Transferred	7.14	22.95
18200.2014	2014 Taxes Transferred	7.05	35.15
18200.2015	2015 Taxes Transferred	7.92	42.27
18200.2016	2016 Taxes Transferred	9.00	109.76
18200.2017	2017 Taxes Transferred	41.11	114.13
21100.40	Wells Fargo Bank Investment Interest	.71	13.51
21100.41	Wells Fargo Repo Investment Interest	.00	157.47
21100.43	Wells Fargo Trust Investment Interest	.37	8.51
21100.46	Wells Fargo Investment Investment Interest	36.64	237.66
21100.47	WF Money Market Investment Interest	8.72	22.54
21100.48	WF Brokerage Account Investment Interest	25.47	41.00
21100.55	Multi-Bank Securities Investment Interest	20.04	101.60
21100.70	Vining Sparks Investment Interest	82.89	572.50
21100.80	Stifel Nicolaus & Company Investment Interest	3.89	165.33
73750.0	Revenue Transfer	.00	(9.19)
90400.0	Refund Interest	(.02)	(.79)
90810.0	Coupons Paid	.00	(69,430.51)
Ending Balance:		130,567.35	130,567.35

Monthly Statement Detail

Date	Notes	Doc #	Amount	C/D
6116421410 Super Fire & Med Debt Refunding Int Series 2018			Beginning Balance: 93,847.89	
04/01/2018	2018 Real Estate Taxes		.06	C
	04/15 Tax Distribution	0	.02	C
	04/17 Tax Distribution	0	.04	C
11100.2019 2019 Real Estate Taxes			Source Code Total: 35,672.68	
	04/01 Tax Distribution	0	48.05	C
	04/01 Tax Distribution	0	123.90	C



Pinal County Treasurer

Monthly Statement

Date Range: 4/1/2020 to 4/30/2020

04/01 Tax Distribution	0	52.30	C
04/01 Tax Distribution	0	55.23	C
04/02 Tax Distribution	0	62.42	C
04/02 Tax Distribution	0	57.95	C
04/02 Tax Distribution	0	150.56	C
04/02 Tax Distribution	0	79.90	C
04/02 Tax Distribution	0	46.21	C
04/03 Tax Distribution	0	79.28	C
04/03 Tax Distribution	0	64.14	C
04/03 Tax Distribution	0	140.78	C
04/03 Tax Distribution	0	55.26	C
04/06 Tax Distribution	0	90.59	C
04/06 Tax Distribution	0	106.48	C
04/06 Tax Distribution	0	74.51	C
04/06 Tax Distribution	0	139.92	C
04/06 Tax Distribution	0	63.84	C
04/07 Tax Distribution	0	104.75	C
04/07 Tax Distribution	0	183.61	C
04/07 Tax Distribution	0	.02	C
04/08 Tax Distribution	0	(3.03)	C
04/08 Tax Distribution	0	51.14	C
04/08 Tax Distribution	0	1.71	C
04/08 Tax Distribution	0	66.30	C
04/08 Tax Distribution	0	143.49	C
04/08 Tax Distribution	0	31.59	C
04/09 Tax Distribution	0	2.39	C
04/09 Tax Distribution	0	60.28	C
04/10 Tax Distribution	0	108.91	C
04/10 Tax Distribution	0	199.46	C
04/13 Tax Distribution	0	98.98	C
04/13 Tax Distribution	0	78.29	C
04/13 Tax Distribution	0	223.91	C
04/14 Tax Distribution	0	54.38	C
04/14 Tax Distribution	0	272.89	C
04/14 Tax Distribution	0	79.18	C
04/14 Tax Distribution	0	126.25	C
04/14 Tax Distribution	0	74.08	C
04/15 Tax Distribution	0	(1.06)	C
04/15 Tax Distribution	0	24.69	C
04/15 Tax Distribution	0	14.70	C
04/15 Tax Distribution	0	16.37	C
04/15 Tax Distribution	0	191.61	C
04/15 Tax Distribution	0	68.50	C
04/15 Tax Distribution	0	12.56	C
04/16 Tax Distribution	0	58.47	C
04/16 Tax Distribution	0	6.04	C
04/16 Tax Distribution	0	110.98	C
04/16 Tax Distribution	0	41.78	C
04/16 Tax Distribution	0	55.94	C
04/17 Tax Distribution	0	74.97	C
04/17 Tax Distribution	0	12.24	C
04/17 Tax Distribution	0	37.00	C
04/17 Tax Distribution	0	69.79	C
04/20 Tax Distribution	0	(1.86)	C
04/20 Tax Distribution	0	23.56	C
04/20 Tax Distribution	0	16,266.46	C
04/20 Tax Distribution	0	219.89	C



Pinal County Treasurer

Monthly Statement

Date Range: 4/1/2020 to 4/30/2020

04/20 Tax Distribution	0	315.77	C
04/21 Tax Distribution	0	109.41	C
04/21 Tax Distribution	0	78.35	C
04/21 Tax Distribution	0	147.32	C
04/21 Tax Distribution	0	409.10	C
04/21 Tax Distribution	0	141.22	C
04/21 Tax Distribution	0	42.25	C
04/21 Tax Distribution	0	152.32	C
04/22 Tax Distribution	0	26.87	C
04/22 Tax Distribution	0	1,262.54	C
04/22 Tax Distribution	0	2.37	C
04/22 Tax Distribution	0	145.30	C
04/22 Tax Distribution	0	57.28	C
04/22 Tax Distribution	0	7.82	C
04/23 Tax Distribution	0	294.83	C
04/23 Tax Distribution	0	62.20	C
04/23 Tax Distribution	0	162.44	C
04/23 Tax Distribution	0	82.23	C
04/23 Tax Distribution	0	72.57	C
04/24 Tax Distribution	0	118.90	C
04/24 Tax Distribution	0	231.80	C
04/24 Tax Distribution	0	37.74	C
04/24 Tax Distribution	0	146.80	C
04/27 Tax Distribution	0	120.83	C
04/27 Tax Distribution	0	3,973.72	C
04/27 Tax Distribution	0	274.12	C
04/27 Tax Distribution	0	26.68	C
04/27 Tax Distribution	0	441.76	C
04/28 Tax Distribution	0	289.83	C
04/28 Tax Distribution	0	1,742.57	C
04/28 Tax Distribution	0	448.55	C
04/28 Tax Distribution	0	390.62	C
04/28 Tax Distribution	0	78.80	C
04/28 Tax Distribution	0	72.30	C
04/28 Tax Distribution	0	186.09	C
04/29 Tax Distribution	0	1,107.69	C
04/29 Tax Distribution	0	216.14	C
04/29 Tax Distribution	0	390.00	C
04/29 Tax Distribution	0	18.48	C
04/29 Tax Distribution	0	16.11	C
04/30 Tax Distribution	0	137.52	C
04/30 Tax Distribution	0	216.84	C
04/30 Tax Distribution	0	193.29	C
04/30 Tax Distribution	0	307.36	C
04/30 Tax Distribution	0	95.43	C
04/30 Tax Distribution	0	67.99	C
12100.2018 2018 Personal Property Taxes		Source Code Total: 6.46	
04/01 Tax Distribution	0	1.37	C
04/06 Tax Distribution	0	.18	C
04/08 Tax Distribution	0	1.04	C
04/08 Tax Distribution	0	.01	C
04/10 Tax Distribution	0	.73	C
04/13 Tax Distribution	0	.22	C
04/14 Tax Distribution	0	.29	C
04/16 Tax Distribution	0	.46	C
04/20 Tax Distribution	0	.19	C
04/20 Tax Distribution	0	.12	C



Pinal County Treasurer

Monthly Statement

Date Range: 4/1/2020 to 4/30/2020

04/20 Tax Distribution	0	.51	C
04/22 Tax Distribution	0	.03	C
04/23 Tax Distribution	0	.04	C
04/24 Tax Distribution	0	.06	C
04/29 Tax Distribution	0	1.21	C
12100.2019 2019 Personal Property Taxes			Source Code Total: 761.46
04/01 Tax Distribution	0	4.78	C
04/01 Tax Distribution	0	15.79	C
04/01 Tax Distribution	0	.12	C
04/01 Tax Distribution	0	1.43	C
04/01 Tax Distribution	0	1.74	C
04/02 Tax Distribution	0	1.60	C
04/02 Tax Distribution	0	2.47	C
04/02 Tax Distribution	0	11.47	C
04/02 Tax Distribution	0	5.64	C
04/02 Tax Distribution	0	.39	C
04/03 Tax Distribution	0	6.52	C
04/03 Tax Distribution	0	4.17	C
04/03 Tax Distribution	0	4.21	C
04/06 Tax Distribution	0	1.77	C
04/06 Tax Distribution	0	7.21	C
04/06 Tax Distribution	0	6.88	C
04/06 Tax Distribution	0	5.97	C
04/06 Tax Distribution	0	.48	C
04/07 Tax Distribution	0	7.94	C
04/07 Tax Distribution	0	7.71	C
04/08 Tax Distribution	0	3.04	C
04/08 Tax Distribution	0	4.16	C
04/08 Tax Distribution	0	12.41	C
04/08 Tax Distribution	0	.01	C
04/08 Tax Distribution	0	1.32	C
04/09 Tax Distribution	0	4.24	C
04/10 Tax Distribution	0	7.02	C
04/10 Tax Distribution	0	6.87	C
04/13 Tax Distribution	0	9.84	C
04/13 Tax Distribution	0	6.59	C
04/13 Tax Distribution	0	6.62	C
04/14 Tax Distribution	0	2.27	C
04/14 Tax Distribution	0	14.81	C
04/14 Tax Distribution	0	7.79	C
04/14 Tax Distribution	0	2.31	C
04/14 Tax Distribution	0	5.63	C
04/15 Tax Distribution	0	.56	C
04/15 Tax Distribution	0	3.35	C
04/15 Tax Distribution	0	16.19	C
04/15 Tax Distribution	0	.41	C
04/16 Tax Distribution	0	6.68	C
04/16 Tax Distribution	0	3.83	C
04/16 Tax Distribution	0	4.72	C
04/16 Tax Distribution	0	1.52	C
04/17 Tax Distribution	0	10.48	C
04/17 Tax Distribution	0	6.11	C
04/17 Tax Distribution	0	1.66	C
04/20 Tax Distribution	0	7.71	C
04/20 Tax Distribution	0	12.74	C
04/20 Tax Distribution	0	4.75	C
04/21 Tax Distribution	0	2.97	C



Pinal County Treasurer

Monthly Statement

Date Range: 4/1/2020 to 4/30/2020

04/21 Tax Distribution	0	7.66	C
04/21 Tax Distribution	0	8.30	C
04/21 Tax Distribution	0	4.34	C
04/21 Tax Distribution	0	6.91	C
04/21 Tax Distribution	0	14.38	C
04/22 Tax Distribution	0	2.09	C
04/22 Tax Distribution	0	15.82	C
04/22 Tax Distribution	0	1.31	C
04/23 Tax Distribution	0	(1.28)	C
04/23 Tax Distribution	0	9.32	C
04/23 Tax Distribution	0	8.02	C
04/23 Tax Distribution	0	1.15	C
04/23 Tax Distribution	0	.18	C
04/24 Tax Distribution	0	2.91	C
04/24 Tax Distribution	0	11.20	C
04/24 Tax Distribution	0	2.24	C
04/24 Tax Distribution	0	8.50	C
04/27 Tax Distribution	0	6.02	C
04/27 Tax Distribution	0	.47	C
04/27 Tax Distribution	0	52.72	C
04/27 Tax Distribution	0	2.14	C
04/27 Tax Distribution	0	83.76	C
04/28 Tax Distribution	0	11.41	C
04/28 Tax Distribution	0	5.30	C
04/28 Tax Distribution	0	5.14	C
04/28 Tax Distribution	0	17.10	C
04/28 Tax Distribution	0	.75	C
04/28 Tax Distribution	0	5.19	C
04/28 Tax Distribution	0	1.78	C
04/29 Tax Distribution	0	19.24	C
04/29 Tax Distribution	0	2.50	C
04/29 Tax Distribution	0	18.38	C
04/29 Tax Distribution	0	6.03	C
04/29 Tax Distribution	0	2.61	C
04/30 Tax Distribution	0	18.86	C
04/30 Tax Distribution	0	93.08	C
04/30 Tax Distribution	0	6.43	C
04/30 Tax Distribution	0	19.83	C
04/30 Tax Distribution	0	2.77	C
18200.2007 2007 Taxes Transferred		Source Code Total: 1.02	
04/08 MATURED DEBT SVC FR 6-11642-1408	0	1.02	C
18200.2008 2008 Taxes Transferred		Source Code Total: 5.10	
04/08 MATURED DEBT SVC FR 6-11642-1408	0	5.10	C
18200.2009 2009 Taxes Transferred		Source Code Total: 4.23	
04/08 MATURED DEBT SVC FR 6-11642-1408	0	4.23	C
18200.2010 2010 Taxes Transferred		Source Code Total: 4.90	
04/08 MATURED DEBT SVC FR 6-11642-1408	0	4.90	C
18200.2011 2011 Taxes Transferred		Source Code Total: 6.32	
04/08 MATURED DEBT SVC FR 6-11642-1408	0	6.16	C
04/15 MATURED DEBT SVC FR 6-11642-1408	0	.16	C
0.2012 2012 Taxes Transferred		Source Code Total: 6.30	
04/08 MATURED DEBT SVC FR 6-11642-1408	0	6.30	C
18200.2013 2013 Taxes Transferred		Source Code Total: 7.14	
04/06 MATURED DEBT SVC FR 6-11642-1408	0	.45	C
04/08 MATURED DEBT SVC FR 6-11642-1408	0	5.63	C
04/20 MATURED DEBT SVC FR 6-11642-1408	0	.71	C
04/28 MATURED DEBT SVC FR 6-11642-1408	0	.35	C



Pinal County Treasurer

Monthly Statement

Date Range: 4/1/2020 to 4/30/2020

18200.2014 2014 Taxes Transferred		Source Code Total: 7.05
04/06 MATURED DEBT SVC FR 6-11642-1408	0	.84 C
04/08 MATURED DEBT SVC FR 6-11642-1408	0	4.79 C
04/16 MATURED DEBT SVC FR 6-11642-1408	0	.75 C
04/28 MATURED DEBT SVC FR 6-11642-1408	0	.28 C
04/29 MATURED DEBT SVC FR 6-11642-1408	0	.39 C
18200.2015 2015 Taxes Transferred		Source Code Total: 7.92
04/06 MATURED DEBT SVC FR 6-11642-1408	0	.78 C
04/07 MATURED DEBT SVC FR 6-11642-1408	0	.10 C
04/08 MATURED DEBT SVC FR 6-11642-1408	0	4.44 C
04/16 MATURED DEBT SVC FR 6-11642-1408	0	2.60 C
18200.2016 2016 Taxes Transferred		Source Code Total: 9.00
04/02 MATURED DEBT SVC FR 6-11642-1408	0	.49 C
04/06 MATURED DEBT SVC FR 6-11642-1408	0	.73 C
04/08 MATURED DEBT SVC FR 6-11642-1408	0	4.11 C
04/13 MATURED DEBT SVC FR 6-11642-1408	0	.40 C
04/14 MATURED DEBT SVC FR 6-11642-1408	0	.21 C
04/16 MATURED DEBT SVC FR 6-11642-1408	0	2.42 C
04/23 MATURED DEBT SVC FR 6-11642-1408	0	.36 C
04/27 MATURED DEBT SVC FR 6-11642-1408	0	.28 C
18200.2017 2017 Taxes Transferred		Source Code Total: 41.11
04/03 MATURED DEBT SVC FR 6-11642-1408	0	.33 C
04/06 MATURED DEBT SVC FR 6-11642-1408	0	.68 C
04/07 MATURED DEBT SVC FR 6-11642-1408	0	.17 C
04/08 MATURED DEBT SVC FR 6-11642-1408	0	3.82 C
04/10 MATURED DEBT SVC FR 6-11642-1408	0	2.79 C
04/13 MATURED DEBT SVC FR 6-11642-1408	0	.83 C
04/14 MATURED DEBT SVC FR 6-11642-1408	0	2.53 C
04/15 MATURED DEBT SVC FR 6-11642-1408	0	.22 C
04/16 MATURED DEBT SVC FR 6-11642-1408	0	2.25 C
04/20 MATURED DEBT SVC FR 6-11642-1408	0	.72 C
04/20 MATURED DEBT SVC FR 6-11642-1408	0	.11 C
04/20 MATURED DEBT SVC FR 6-11642-1408	0	2.45 C
04/22 MATURED DEBT SVC FR 6-11642-1408	0	(.01) C
04/23 MATURED DEBT SVC FR 6-11642-1408	0	.17 C
04/27 MATURED DEBT SVC FR 6-11642-1408	0	.26 C
04/29 MATURED DEBT SVC FR 6-11642-1408	0	23.34 C
04/30 MATURED DEBT SVC FR 6-11642-1408	0	.45 C
21100.40 Wells Fargo Bank Investment Interest		Source Code Total: .71
04/01 Investment Interest	0	.71 C
21100.43 Wells Fargo Trust Investment Interest		Source Code Total: .37
04/02 Investment Interest	0	.37 C
21100.46 Wells Fargo Investment Investment Interest		Source Code Total: 36.64
04/27 Investment Interest	0	8.55 C
04/27 Investment Interest	0	9.85 C
04/27 Investment Interest	0	8.14 C
04/28 Investment Interest	0	10.10 C
21100.47 WF Money Market Investment Interest		Source Code Total: 8.72
04/01 Investment Interest	0	8.72 C
21100.48 WF Brokerage Account Investment Interest		Source Code Total: 25.47
04/01 Investment Interest	0	8.81 C
04/09 Investment Interest	0	16.66 C
21100.55 Multi-Bank Securities Investment Interest		Source Code Total: 20.04
04/09 Investment Interest	0	8.29 C
04/28 Investment Interest	0	11.23 C
04/30 Investment Interest	0	.52 C
21100.70 Vining Sparks Investment Interest		Source Code Total: 82.89



Pinal County Treasurer

Monthly Statement

Date Range: 4/1/2020 to 4/30/2020

04/01 Investment Interest	0	4.41	C
04/02 Investment Interest	0	9.05	C
04/13 Investment Interest	0	3.55	C
04/13 Investment Interest	0	3.88	C
04/17 Investment Interest	0	6.69	C
04/17 Investment Interest	0	11.15	C
04/30 Investment Interest	0	11.53	C
04/30 Investment Interest	0	10.86	C
04/30 Investment Interest	0	11.81	C
04/30 Investment Interest	0	9.96	C
21100.80 Stifel Nicolaus & Company Investment Interest		Source Code Total: 3.89	
04/28 Investment Interest	0	3.89	C
90400.0 Refund Interest		Source Code Total: (.02)	
04/02 163774 100-06-024F4 2019 Adjustment/Corr Refund	163774	(.02)	D
6116421410 Super Fire & Med Debt Refunding Int Series 2018		Ending Balance: 130,567.35	

Superstition Fire & Medical District

Balance Sheet

As of 4/30/2020

FUND: (600) Debt Retirement Interest Fund

Assets

Current Assets

Fund Cash - Debt Retirement Interest
Total Current Assets

\$130,567.35

\$130,567.35

(F)

Total Assets

\$130,567.35

Liabilities and Equity

Equity

Fund Balance - Debt Retirement Interest
Current Year Profit/Loss
Total Equity

\$41,798.03

88,769.32

130,567.35

Total Liabilities and Equity

\$130,567.35