



Superstition Fire & Medical District Balance Sheet - All Governmental Funds

For Fiscal: 2019-2020 Period Ending: 3/31/20

	100 General	150 Transport	200 Capital Projects	400 Special Revenue	500 Debt Principal	600 Debt Interest	Total
Current Assets							
10100 - FUND CASH	10,492,105.26	1,478,190.75	-	-	-	-	11,970,296.01
10150 - PAYROLL ACCOUNT	(8,664,795.55)	(1,234,457.23)	-	-	-	-	(9,899,252.78)
10200 - FUND CASH - CAPITAL PROJECTS	-	-	332,968.62	-	-	-	332,968.62
10400 - FUND CASH - SPECIAL REVENUE FUND	-	-	-	54,677.64	-	-	54,677.64
10500 - FUND CASH - DEBT RETIREMENT PRINCIPAL	-	-	-	-	641,508.22	-	641,508.22
10600 - FUND CASH - DEBT RETIREMENT INTEREST	-	-	-	-	-	93,847.89	93,847.89
11000 - PETTY CASH - ACCOUNTING	100.00	-	-	-	-	-	100.00
CASH SUBTOTAL	<u>1,827,409.71</u>	<u>243,733.52</u>	<u>332,968.62</u>	<u>54,677.64</u>	<u>641,508.22</u>	<u>93,847.89</u>	<u>3,194,145.60</u>
13000 - ACCOUNTS RECEIVABLE	-	-	-	-	-	-	-
13500 - PROPERTY TAXES RECEIVABLE	-	-	-	-	-	-	-
15000 - DUE FROM OTHER FUNDS	1,385,832.83	-	1,300,295.36	-	-	-	2,686,128.19
15500 - DEPOSIT	-	-	-	-	-	-	-
16000 - PREPAID ITEMS	-	-	-	-	-	-	-
Total Assets:	<u>\$ 3,213,242.54</u>	<u>\$ 243,733.52</u>	<u>\$ 1,633,263.98</u>	<u>\$ 54,677.64</u>	<u>\$ 641,508.22</u>	<u>\$ 93,847.89</u>	<u>\$ 5,880,273.79</u>
Current Liabilities							
21050 - ACCOUNTS PAYABLE	-	-	-	-	-	-	-
21250 - SALES TAX PAYABLE	89.15	-	-	-	-	-	89.15
21300 - FEDERAL INCOME WITHHOLDING	-	-	-	-	-	-	-
21400 - SOCIAL SECURITY WITHHOLDING	-	-	-	-	-	-	-
21450 - MEDICARE WITHHOLDING	-	-	-	-	-	-	-
21500 - STATE INCOME TAX WITHHOLDING	-	-	-	-	-	-	-
21660 - HEALTH SAVINGS ACCOUNT	-	-	-	-	-	-	-
21665 - HSA FEES (DUE 3RD PARTY)	-	-	-	-	-	-	-
21700 - PUBLIC SAFETY RETIREMENT	-	-	-	-	-	-	-
21725 - CIVILIAN EMPLOYEE RETIREMENT	-	-	-	-	-	-	-
21800 - PRE-TAX 457 PLAN	-	-	-	-	-	-	-
21925 - VOLUNTARY EMPLOYEE BENEFICIARY ASSOC	-	-	-	-	-	-	-
22200 - DISABILITY INS - VOLUNTARY LONG TERM	(3,139.89)	(463.21)	-	-	-	-	(3,603.10)
22300 - LIFE INS - VOLUNTARY SUPPLEMENTAL	(2,065.02)	(182.78)	-	-	-	-	(2,247.80)
24000 - AFLAC	-	-	-	-	-	-	-
25000 - DUE TO OTHER FUNDS	-	2,686,128.19	-	-	-	-	2,686,128.19
26000 - DEFERRED REVENUE	-	-	-	-	-	-	-
26550 - ACCRUED PAYROLL & RELATED BENEFITS	-	-	-	-	-	-	-
Total Liabilities:	<u>(5,115.76)</u>	<u>2,685,482.20</u>	<u>-</u>	<u>-</u>	<u>-</u>	<u>-</u>	<u>2,680,366.44</u>
Equity							
31000 - FUND BALANCE	2,948,224.26	(2,427,130.75)	2,013,838.92	48,437.86	239,897.27	41,798.03	2,865,065.59
Beginning Equity:	<u>2,948,224.26</u>	<u>(2,427,130.75)</u>	<u>2,013,838.92</u>	<u>48,437.86</u>	<u>239,897.27</u>	<u>41,798.03</u>	<u>2,865,065.59</u>
CURRENT YEAR PROFIT / LOSS	270,134.04	(14,617.93)	(380,574.94)	6,239.78	401,610.95	52,049.86	334,841.76
Total Current Liabilities and Equity:	<u>\$ 3,213,242.54</u>	<u>\$ 243,733.52</u>	<u>\$ 1,633,263.98</u>	<u>\$ 54,677.64</u>	<u>\$ 641,508.22</u>	<u>\$ 93,847.89</u>	<u>\$ 5,880,273.79</u>



Superstition Fire & Medical District

Cash Flow - All Governmental Funds

March 31, 2020

Month	Status	Beginning			Variance	Ending Cash Balance
		Cash Balance	Revenues	Expenditures		
July	Actual	\$ 2,865,066	\$ 445,637	\$ 1,320,399	\$ (874,762)	\$ 1,990,303
August	Actual	\$ 1,990,303	\$ 448,778	\$ 1,396,057	\$ (947,280)	\$ 1,043,024
September	Actual	\$ 1,043,024	\$ 1,248,107	\$ 1,437,541	\$ (189,433)	\$ 853,590
October	Actual	\$ 853,590	\$ 6,192,259	\$ 1,454,719	\$ 4,737,540	\$ 5,591,131
November	Actual	\$ 5,591,131	\$ 1,609,921	\$ 1,886,205	\$ (276,284)	\$ 5,314,847
December	Actual	\$ 5,314,847	\$ 2,131,360	\$ 1,330,005	\$ 801,355	\$ 6,116,203
January	Actual	\$ 6,116,203	\$ 718,790	\$ 1,431,399	\$ (712,609)	\$ 5,403,594
February	Actual	\$ 5,403,594	\$ 774,409	\$ 2,054,612	\$ (1,280,203)	\$ 4,123,391
March	Actual	\$ 4,123,391	\$ 880,893	\$ 1,810,138	\$ (929,245)	\$ 3,194,146
April	Projected	\$ 3,194,146	\$ 3,402,126	\$ 1,256,089	\$ 2,146,037	\$ 5,340,182
May	Projected	\$ 5,340,182	\$ 1,539,272	\$ 2,096,782	\$ (557,510)	\$ 4,782,672
June	Projected	\$ 4,782,672	\$ 403,067	\$ 2,101,955	\$ (1,698,888)	\$ 3,083,785

Per Arizona Revised Statute (ARS) §48-807(O), the District must produce a Cash Flow Projection Report each fiscal year. This was a new requirement effective September 13, 2013.

The Cash Flow report consists of the combined cash balances of all District Funds. These balances includes the General (100) Fund, Rescue Transport (150), Capital Projects (200) Fund, Bond Proceeds (300) Fund, Special Revenue (400) Fund, CCU Grant (450) Fund, Debt Principal (500) Fund, and Debt Interest (600) Fund.

The first half of the fiscal year's property taxes is due between October 1 and November 1, and the second half is due between March 1 and May 1. Consequently, during the early months of the fiscal year, Capital Projects fund may be utilized to off-set low revenue collections period, but are returned to the Capital Fund when revenue flows increase.

The Cash Flow Projection Report is to be updated monthly with the actual revenues deposited into and expenditures disbursed from the District' cash accounts. It is important to note that the revenues and expenditures are reported here on a Cash Basis.

This report is generated to demonstrate that the Fire District maintains sufficient cash available to satisfy the projected expenditures budgeted over the course of the fiscal year. Close attention should be paid to the Ending Cash Balance columns of this report.

The projections above were derived from an analysis of the District's actual revenues and expenditures for the past three fiscal years and the current year's approved budget. They are to be used as a guide in financial planning. For more detailed information regarding revenues, expenditures, and cash accounts, please refer to the District's Monthly Financial Statements, Warrants Register, and Bank Statements.



Superstition Fire & Medical District

Income Statement Summary

For Fiscal: 2019-2020 Period Ending: 3/31/20

	Original Total Budget	Current Month Actual	YTD Actual Activity	Forecasted Remaining Budget	% Budget Remaining
Fund: 100 - GENERAL					
Revenues					
DIRECT TAXES	13,588,758.00	472,076.93	10,070,921.08	3,517,836.92	25.9%
OTHER TAXES	487,023.00	9,375.20	271,780.82	215,242.18	44.2%
CHARGES FOR SERVICES	646,444.00	35,833.85	375,876.77	270,567.23	41.9%
COMMUNITY HEALTH SERVICES	3,000.00	23.00	2,542.45	457.55	15.3%
OTHER INCOME	40,000.00	4,472.76	34,868.08	5,131.92	12.8%
INTERGOVERNMENTAL INCOME	4,000.00	350.00	4,808.42	(808.42)	-20.2%
OTHER FINANCING SOURCES (USES)	-	-	-	-	0.0%
Revenue Total:	\$ 14,769,225.00	\$ 522,131.74	\$ 10,760,797.62	\$ 4,008,427.38	27.1%
Expenditures					
ADMINISTRATIVE SERVICES	5,818,695.00	469,929.66	4,158,979.17	1,659,715.83	28.5%
FINANCIAL SERVICES / RESERVES	1,816,695.89	444.72	3,025.65	1,813,670.24	99.8%
TRAINING SERVICES	47,835.00	2,066.00	17,190.23	30,644.77	64.1%
TECHNICAL SERVICES	615,372.00	61,769.39	376,088.44	239,283.56	38.9%
COMMUNICATION SERVICES	207,868.00	16,980.70	129,130.00	78,738.00	37.9%
EMERGENCY SERVICES	7,844,727.00	681,947.20	5,724,373.19	2,120,353.81	27.0%
COMMUNITY SERVICES	112,883.00	8,026.28	81,876.90	31,006.10	27.5%
Expenditures Total:	16,464,075.89	1,241,163.95	10,490,663.58	5,973,412.31	36.3%
Net Financial Sources (Uses)	\$ (1,694,850.89)	\$ (719,032.21)	\$ 270,134.04	\$ (1,964,984.93)	
Beginning Unrestricted Fund Balance July 1, 2019	1,694,850.89				



Superstition Fire & Medical District

Expenditures - Summary

For Fiscal: 2019-2020 Period Ending: 3/31/20

	Original Total Budget	Current Month Actual	YTD Actual Activity	Forecasted Remaining Budget	% Budget Remaining
Fund: 100 - GENERAL OPERATING					
DIVISION 10: ADMINISTRATIVE SERVICES					
Compensation & Benefits					
Compensation	627,348.00	48,250.19	459,686.61	167,661.39	26.7% ●
Employer Provided Benefits	3,933,378.00	331,582.55	2,887,116.40	1,046,261.60	26.6% ●
Operating Expenditures					
Equipment & Machinery	-	-	-	-	0.0% ●
Parts & Supplies	457,455.00	41,686.99	290,308.18	167,146.82	36.5% ●
Facility Services	245,686.00	29,904.30	154,298.53	91,387.47	37.2% ●
Operating Services	114,024.00	8,797.54	77,467.82	36,556.18	32.1% ●
Professional Services	440,804.00	9,708.09	290,101.63	150,702.37	34.2% ●
Financial Services	1,816,695.89	444.72	3,025.65	1,813,670.24	99.8% ●
Training Services	47,835.00	2,066.00	17,190.23	30,644.77	64.1% ●
TOTAL ADMINISTRATIVE SERVICES	7,683,225.89	472,440.38	4,179,195.05	3,504,030.84	45.6% ●
DIVISION 20: TECHNICAL SERVICES					
Compensation	312,652.00	20,056.19	187,625.47	125,026.53	40.0% ●
Operating Expenditures					
Equipment & Machinery	3,200.00	-	2,278.60	921.40	28.8% ●
Operating Supplies	169,715.00	29,931.15	97,029.66	72,685.34	42.8% ●
Parts & Supplies	105,255.00	9,532.12	67,385.92	37,869.08	36.0% ●
Professional Services	16,550.00	2,249.93	20,559.51	(4,009.51)	-24.2% ●
Training Services	8,000.00	-	1,209.28	6,790.72	84.9% ●
TOTAL TECHNICAL SERVICES	615,372.00	61,769.39	376,088.44	239,283.56	38.9% ●
DIVISION 30: COMMUNICATIONS SERVICES					
Operating Expenditures					
Parts & Supplies	1,650.00	16.43	1,051.17	598.83	36.3% ●
Facility Services	6,000.00	371.33	3,341.97	2,658.03	44.3% ●
Operating Services	73,948.00	3,068.02	39,415.42	34,532.58	46.7% ●
Professional Services	126,270.00	13,524.92	85,321.44	40,948.56	32.4% ●
TOTAL COMMUNICATION SERVICES	207,868.00	16,980.70	129,130.00	78,738.00	37.9% ●
DIVISION 40: EMERGENCY SERVICES					
Compensation	7,579,839.00	621,013.90	5,549,329.64	2,030,509.36	26.8% ●
Operating Expenditures					
Equipment & Machinery	21,833.00	9,088.07	12,378.33	9,454.67	43.3% ●
Operating Supplies	94,850.00	20,682.95	59,787.30	35,062.70	37.0% ●
Parts & Supplies	52,985.00	8,259.59	31,760.30	21,224.70	40.1% ●
Operating Services	13,000.00	1,087.46	7,936.50	5,063.50	39.0% ●
Professional Services	61,187.00	21,696.28	48,784.48	12,402.52	20.3% ●
Training Services	21,033.00	118.95	14,396.64	6,636.36	31.6% ●
TOTAL EMERGENCY SERVICES	7,844,727.00	681,947.20	5,724,373.19	2,120,353.81	27.0% ●
DIVISION 50: COMMUNITY SERVICES / FIRE PREVENTION					
Compensation	86,843.00	6,680.26	63,235.67	23,607.33	27.2% ●
Operating Expenditures					
Operating Supplies	2,000.00	97.90	1,497.01	502.99	25.1% ●
Parts & Supplies	3,000.00	-	1,335.38	1,664.62	55.5% ●
Operating Services	2,000.00	-	2,411.52	(411.52)	-20.6% ●
Professional Services	13,800.00	1,248.12	10,096.57	3,703.43	26.8% ●
Training Services	5,240.00	-	3,300.75	1,939.25	37.0% ●
TOTAL COMMUNITY SERVICES / FIRE PREVENTION	112,883.00	8,026.28	81,876.90	31,006.10	27.5% ●
GRAND TOTAL GENERAL FUND	\$ 16,464,075.89	\$ 1,241,163.95	\$ 10,490,663.58	\$ 5,973,412.31	36.3% ●



Superstition Fire & Medical District

Income Statement - Detail

For Fiscal: 2019-2020 Period Ending: 3/31/20

		Original Total Budget	Current Month Actual	YTD Actual Activity	Forecasted Remaining Budget	% Budget Remaining
Revenue						
Direct Taxes						
100-10-41000-10	REAL & SECURED PROPERTY TAXES	12,207,629.00	437,505.41	8,801,862.61	3,405,766.39	27.9%
100-10-41050-10	UNSECURED PERS PROPERTY TAXES	992,035.00	39,200.54	873,744.69	118,290.31	11.9%
100-10-41075-10	REFUNDED TAXES	(25,000.00)	(4,906.83)	(17,317.59)	(7,682.41)	30.7%
100-10-41080-10	MARICOPA COUNTY PROPERTY TAXES	14,094.00	277.81	12,631.37	1,462.63	10.4%
100-10-41100-10	FIRE DISTRICT ASSISTANCE TAX	400,000.00	-	400,000.00	-	0.0%
	Subtotal	13,588,758.00	472,076.93	10,070,921.08	3,517,836.92	25.9%
Other Taxes						
100-10-41200-10	SRP CONTRIBUTIONS	367,023.00	-	182,722.91	184,300.09	50.2%
100-10-41300-10	INSURANCE PREMIUM TAX	120,000.00	9,375.20	89,057.91	30,942.09	25.8%
	Total Tax Revenue	14,075,781.00	481,452.13	10,342,701.90	3,733,079.10	26.5%
Charges for Services						
100-10-42025-41	RTC COST RECOVERY	40,000.00	2,271.00	29,932.00	10,068.00	25.2%
100-10-42050-41	OTHER EMS PAYMENTS	7,444.00	-	-	7,444.00	100.0%
100-10-42075-41	EMS CONTRACTS	53,000.00	21,064.90	37,334.93	15,665.07	29.6%
100-10-42078-12	FIRE CONTRACTS	5,000.00	-	-	5,000.00	100.0%
100-10-42200-41	MISCELLANEOUS CONTRACTS	7,000.00	747.37	6,633.74	366.26	5.2%
100-10-42500-50	SELF INSPECTION FEES	3,000.00	200.00	2,760.00	240.00	8.0%
100-10-42600-15	COPIES (FIRE REPORTS, ETC.)	1,000.00	100.00	980.00	20.00	2.0%
100-10-42700-50	PERMITS	14,000.00	2,250.00	12,400.00	1,600.00	11.4%
100-10-43100-12	STATE LAND FIRE PAYMENTS	450,000.00	-	244,156.80	205,843.20	45.7%
100-10-43200-20	OUTSIDE FLEET MAINTENANCE	66,000.00	9,200.58	41,679.30	24,320.70	36.8%
100-10-43300-50	INTERGOVERNMENTAL - PLAN REVIEW FEES	4,000.00	350.00	4,808.42	(808.42)	-20.2%
	Total Charges for Services	650,444.00	36,183.85	380,685.19	269,758.81	41.5%
Community Health Services						
100-10-43500-41	CPR / FIRST AID CLASSES	3,000.00	23.00	2,542.45	457.55	15.3%
Other Income						
100-10-45700-10	INVESTMENT EARNINGS	30,000.00	4,321.83	32,192.13	(2,192.13)	-7.3%
100-10-45800-10	COBRA REIMBURSEMENT INCOME	-	-	1,967.05	(1,967.05)	0.0%
100-10-45900-10	OTHER INCOME	10,000.00	150.93	708.90	9,291.10	92.9%
100-10-46700-10	CM GRANT REIMBURSEMENT INCOME	-	-	-	-	100.0%
	Total Charges for Services	40,000.00	4,472.76	34,868.08	5,131.92	12.8%
Other Financing Sources (Uses)						
100-80-48020-04	TRANSFER IN (400 Fund)	-	-	-	-	0.0%
100-80-48020-10	TRANSFER IN	-	-	-	-	0.0%
100-80-48100-04	TRANSFER OUT (400 Fund)	-	-	-	-	0.0%
100-80-48100-05	TRANSFER OUT (450 Fund)	-	-	-	-	0.0%
100-90-49500-10	DISTRICT EQUIPMENT SALES	-	-	-	-	0.0%
	Total Financing Sources (Uses)	-	-	-	-	0.0%
Revenue Total:		\$ 14,769,225.00	\$ 522,131.74	\$ 10,760,797.62	\$ 4,008,427.38	27.1%

Expense

DIVISION 10: ADMINISTRATIVE SERVICES

Wages						
100-10-50000-10	FIRE CHIEF	146,782.00	11,290.90	107,117.83	39,664.17	27.0%
100-10-50010-10	ADMIN SERVICES STAFF	468,932.00	36,256.50	343,644.74	125,287.26	26.7%
100-10-52510-10	WAGE ALLOWANCE (CELL PHONES)	9,934.00	702.79	5,627.76	4,306.24	43.3%
100-10-52700-10	ADMIN SERVICES STAFF OVERTIME	1,700.00	-	3,296.28	(1,596.28)	-93.9%
	Subtotal	627,348.00	48,250.19	459,686.61	167,661.39	26.7%
Employer Provided Benefits						
100-10-53710-10	PENSION (PSPRS)	2,092,671.00	161,425.19	1,524,478.69	568,192.31	27.2%
100-10-53760-10	PENSION (ASRS)	116,425.00	8,526.13	81,303.60	35,121.40	30.2%
100-10-53770-10	BENEFIT CONTRIBUTIONS	1,332,650.00	101,626.90	966,524.77	366,125.23	27.5%
100-10-53799-10	SAFER GRANT BENEFIT REIMBURSEMENT	(196,520.00)	-	(134,499.17)	(62,020.83)	31.6%
100-10-53810-10	SOCIAL SECURITY	58,273.00	4,352.41	41,611.19	16,661.81	28.6%
100-10-53830-10	MEDICARE	129,805.00	10,173.42	95,403.85	34,401.15	26.5%
100-10-53860-10	INDUSTRIAL INSURANCE	160,547.00	37,995.66	191,125.06	(30,578.06)	-19.0%
100-10-53870-10	INDUSTRIAL INSURANCE - VOLUNTEERS	-	-	-	-	0.0%
100-10-53890-10	UNEMPLOYMENT	-	-	-	-	0.0%
100-10-53910-10	MEDICAL INSURANCE	-	5,326.88	86,237.08	(86,237.08)	0.0%
100-10-53920-10	DENTAL INSURANCE	-	436.20	7,029.25	(7,029.25)	0.0%
100-10-53930-10	VISION INSURANCE	-	60.48	979.11	(979.11)	0.0%
100-10-53940-10	EMPLOYEE ASSISTANCE PROGRAM	9,907.00	814.08	8,125.44	1,781.56	18.0%
100-10-53950-10	LIFE INSURANCE	10,320.00	845.20	8,450.00	1,870.00	18.1%
100-10-53960-10	CANCER INSURANCE FUND (PSPRS)	4,700.00	-	4,700.00	-	0.0%
100-10-53965-10	COBRA (REIMBURSABLE)	-	-	4,683.10	(4,683.10)	0.0%
100-10-53990-10	EARNED LEAVE BUYOUT (ELBO) PROGRAM	207,763.00	-	950.65	206,812.35	99.5%



Superstition Fire & Medical District

Income Statement - Detail

For Fiscal: 2019-2020 Period Ending: 3/31/20

	Original Total Budget	Current Month Actual	YTD Actual Activity	Forecasted Remaining Budget	% Budget Remaining	
100-10-53992-10	EARNED LEAVE BUYOUT PROGRAM - FICA	6,837.00	-	13.78	6,823.22	99.8%
100-10-53997-10	EARNED LEAVE SEPARATION (ELSP) PROGRAM	-	-	-	-	0.0%
100-10-53998-10	EARNED LEAVE SEPARATION PROGRAM - FICA	-	-	-	-	0.0%
Subtotal	3,933,378.00	331,582.55	2,887,116.40	1,046,261.60	26.6%	
Admin Services Compensation & Benefits Total: 4,560,726.00 379,832.74 3,346,803.01 1,213,922.99 26.6%						
Equipment & Machinery						
100-10-54050-08	COMPUTER SOFTWARE	-	-	-	-	0.0%
Subtotal	-	-	-	-	0.0%	
Operating Supplies / Parts & Supplies						
100-10-55060-08	COMPUTER / PRINTER SUPPLIES & MAINTENANCE	-	-	7,607.52	(7,607.52)	0.0%
100-10-55340-20	IGA PARTS & SUPPLIES - FLORENCE	27,000.00	3,013.67	12,702.92	14,297.08	53.0%
100-10-55341-12	IGA - STATE LAND REIMBURSABLE EXPENSES	22,750.00	-	9,571.51	13,178.49	57.9%
100-10-55342-12	STATE LAND / SHIFT COVERAGE	214,100.00	-	117,307.86	96,792.14	45.2%
100-10-55343-20	IGA SERVICES WAGES (INTERGOVERNMENTAL)	15,000.00	64.33	7,760.33	7,239.67	48.3%
100-10-55345-41	CONTRACTED SPECIAL EVENTS OVERTIME	38,225.00	17,127.59	25,036.69	13,188.31	34.5%
100-10-55550-12	OFFICE FURNITURE & EQUIP, PARTS & SUPPLIES	11,500.00	4,664.33	10,751.99	748.01	6.5%
100-10-55670-50	VOLUNTEER EXPENSES	200.00	-	-	200.00	100.0%
100-10-56340-12	CLEANING SUPPLIES	17,380.00	7,965.34	17,494.49	(114.49)	-0.7%
100-10-56600-12	FACILITY MAINTENANCE	21,700.00	1,154.34	17,260.33	4,439.67	20.5%
100-10-56860-12	FOOD / BEVERAGES	700.00	-	545.18	154.82	22.1%
100-10-57100-12	OFFICE SUPPLIES	7,000.00	1,096.26	4,323.01	2,676.99	38.2%
100-10-57200-12	POSTAGE / DELIVERY SERVICES	2,000.00	473.88	1,333.66	666.34	33.3%
100-10-57220-12	POSTAGE METER RENTAL / SUPPLIES	500.00	93.68	187.37	312.63	62.5%
100-10-57440-12	PROFESSIONAL PUBLICATIONS / SUBSCRIPTIONS	1,300.00	-	-	1,300.00	100.0%
100-10-57600-12	HONOR GUARD	2,000.00	-	110.00	1,890.00	94.5%
100-10-57620-12	REWARDS / RECOGNITION / FLOWERS SUPPLIES	3,950.00	-	4,055.64	(105.64)	-2.7%
100-10-57640-12	VOLUNTEER RECOGNITION	-	-	-	-	0.0%
100-10-57660-12	PEER SUPPORT	200.00	-	-	200.00	100.0%
100-10-58000-12	UNIFORMS (CIVILIAN)	5,400.00	-	1,855.67	3,544.33	65.6%
100-10-58020-12	UNIFORMS - CLASS A / NEW HIRES	-	2,648.11	12,908.99	(12,908.99)	0.0%
100-10-58080-12	UNIFORMS (GOVERNING BOARD)	250.00	-	134.97	115.03	46.0%
100-10-58100-12	UNIFORMS (PUBLIC SAFETY)	65,800.00	3,385.46	39,360.05	26,439.95	40.2%
100-10-58150-12	UNIFORMS (VOLUNTEERS)	500.00	-	-	500.00	100.0%
Subtotal	457,455.00	41,686.99	290,308.18	167,146.82	36.5%	
Facility Services						
100-10-59000-12	FACILITIES RENT	30,000.00	5,000.00	22,500.00	7,500.00	25.0%
100-10-59020-12	ELECTRICITY	100,000.00	8,714.20	63,478.73	36,521.27	36.5%
100-10-59040-12	FACILITY PROJECTS	60,000.00	11,508.71	31,481.53	28,518.47	47.5%
100-10-59060-12	NATURAL GAS	5,928.00	292.74	4,763.14	1,164.86	19.7%
100-10-59100-08	PHONE	20,462.00	1,416.86	12,607.91	7,854.09	38.4%
100-10-59160-12	WATER SOFTENER SUPPLIES	5,700.00	589.69	4,134.59	1,565.41	27.5%
100-10-59180-12	SEWER / SEPTIC	4,212.00	265.56	1,676.98	2,535.02	60.2%
100-10-59200-12	WATER	19,384.00	2,116.54	13,655.65	5,728.35	29.6%
Subtotal	245,686.00	29,904.30	154,298.53	91,387.47	37.2%	
Operating Services						
100-10-60180-08	COPIER MAINTENANCE & SUPPLIES	4,000.00	330.57	3,124.69	875.31	21.9%
100-10-60230-12	DOCUMENT DISPOSAL SERVICES	500.00	36.66	183.32	316.68	63.3%
100-10-60240-12	EXTERMINATING	3,500.00	-	1,693.53	1,806.47	51.6%
100-10-60310-08	INTERNET	72,000.00	5,691.84	50,968.72	21,031.28	29.2%
100-10-60320-12	LANDSCAPING	2,980.00	-	1,183.32	1,796.68	60.3%
100-10-60580-12	REFUSE COLLECTION	4,500.00	229.18	2,291.80	2,208.20	49.1%
100-10-60600-12	SECURITY & ALARM SYSTEMS	7,500.00	99.01	5,684.82	1,815.18	24.2%
100-10-60620-08	INDIVIDUAL SOFTWARE LICENSING	5,700.00	280.57	580.57	5,119.43	89.8%
100-10-60630-08	SYSTEM SERVER HOSTING	4,719.00	528.66	3,005.37	1,713.63	36.3%
100-10-60740-12	WATER & ICE (DRINKING)	8,625.00	1,601.05	8,751.68	(126.68)	-1.5%
Subtotal	114,024.00	8,797.54	77,467.82	36,556.18	32.1%	
Professional Services						
100-10-61010-08	ACCREDITATION	12,500.00	1,205.00	1,205.00	11,295.00	90.4%
100-10-61020-12	ADMIN MEDICAL DIRECTOR - CONTRACT	30,000.00	7,500.00	22,500.00	7,500.00	25.0%
100-10-61060-12	NEW HIRE HR ADVERTISING	-	-	-	-	0.0%
100-10-61100-12	BACKGROUND INVESTIGATION / CREDIT REPORTING	-	-	60.00	(60.00)	0.0%
100-10-61160-08	COMPUTER INFO SYSTEMS MAINT CONTRACT	22,000.00	-	-	22,000.00	100.0%
100-10-61170-08	CIS WEB HOSTING / DOMAINS / CERTIFICATES	2,000.00	66.00	1,536.74	463.26	23.2%
100-10-61200-12	NEW HIRE HR TESTING	6,500.00	-	6,723.08	(223.08)	-3.4%
100-10-61250-12	FIRE CHIEF SEARCH CONTINGENCY	25,000.00	-	-	25,000.00	100.0%
100-10-61260-12	CPA AUDIT SERVICES	13,000.00	-	13,000.00	-	0.0%
100-10-61300-12	LABOR RELATIONS CONSULTING / CONFERENCES	5,333.00	-	6,099.68	(766.68)	-14.4%
100-10-61700-12	VEHICLE / PROPERTY / LIABILITY INSURANCE	117,771.00	-	92,917.04	24,853.96	21.1%
100-10-61860-12	GOVERNING BOARD LEGAL SERVICES	20,000.00	-	9,005.74	10,994.26	55.0%



Superstition Fire & Medical District

Income Statement - Detail

For Fiscal: 2019-2020 Period Ending: 3/31/20

		Original Total Budget	Current Month Actual	YTD Actual Activity	Forecasted Remaining Budget	% Budget Remaining
100-10-61880-12	HR / INVESTIGATION LEGAL SERVICES	10,000.00	-	27,850.50	(17,850.50)	● -178.5%
100-10-61920-12	MEDICAL EXAM SERVICES	110,000.00	-	58,780.00	51,220.00	● 46.6%
100-10-61960-12	TEMP PERSONNEL - OUTSIDE SERVICES	-	-	-	-	● 0.0%
100-10-62020-12	PRINTING / PUBLISHING SERVICES	2,500.00	103.76	1,379.68	1,120.32	● 44.8%
100-10-62060-12	PROFESSIONAL ORGANIZATIONS / MEMBERSHIP	5,000.00	-	2,405.16	2,594.84	● 51.9%
100-10-62105-08	GLOBAL SOFTWARE LICENSING	59,200.00	833.33	46,639.01	12,560.99	● 21.2%
	Subtotal	440,804.00	9,708.09	290,101.63	150,702.37	● 34.2%
	Financial Services					
100-10-63000-10	ADMIN FEES, BONDS & LEASES	1,000.00	444.22	921.94	78.06	● 7.8%
100-10-63100-10	FEES (RECORD / FILING / PERMIT)	100.00	0.50	173.81	(73.81)	● -73.8%
100-10-63140-10	INTEREST & FINANCE CHARGES	2,000.00	-	1,929.90	70.10	● 3.5%
100-10-63150-10	FINANCIAL RESERVE	1,813,595.89	-	-	1,813,595.89	● 100.0%
	Subtotal	1,816,695.89	444.72	3,025.65	1,813,670.24	● 99.8%
	Training Services					
100-10-64020-12	ADMINISTRATIVE TRAINING / CONFERENCES	2,500.00	-	4,054.67	(1,554.67)	● -62.2%
100-10-64040-12	BOARD OF DIRECTORS TRAINING	1,000.00	-	1,105.16	(105.16)	● -10.5%
100-10-64060-12	COLLEGE TUITION REIMBURSEMENT	44,335.00	2,066.00	12,030.40	32,304.60	● 72.9%
	Subtotal	47,835.00	2,066.00	17,190.23	30,644.77	● 64.1%
	Administrative Services Operating Expense Total:	3,122,499.89	92,607.64	832,392.04	2,290,107.85	● 73.3%
	TOTAL ADMINISTRATIVE SERVICES	7,683,225.89	472,440.38	4,179,195.05	3,504,030.84	● 45.6%
DIVISION 20: TECHNICAL SERVICES						
	Wages	5,376,180.00			1,444,220.54	● 26.9%
100-20-50020-10	FLEET & FACILITIES STAFF	305,152.00	20,056.19	186,765.59	118,386.41	● 38.8%
100-20-52700-20	FLEET & FACILITIES STAFF OVERTIME	7,500.00	-	859.88	6,640.12	● 88.5%
	Technical Services Wages Total:	312,652.00	20,056.19	187,625.47	125,026.53	● 40.0%
	Equipment & Machinery					
100-20-54050-20	DIAGNOSTIC SOFTWARE	3,200.00	-	2,278.60	921.40	● 28.8%
	Operating Supplies					
100-20-55400-20	MECHANICAL EQUIPMENT, PARTS & SUPPLIES	6,000.00	100.96	922.82	5,077.18	● 84.6%
100-20-55580-20	TIRES	69,500.00	14,968.73	28,093.05	41,406.95	● 59.6%
100-20-55620-20	VEHICLE PARTS	94,215.00	14,861.46	68,013.79	26,201.21	● 27.8%
	Subtotal	169,715.00	29,931.15	97,029.66	72,685.34	● 42.8%
	Parts & Supplies					
100-20-56800-20	FLUIDS (ANTIFREEZE, BRAKE, TRANSMISSION)	6,310.00	118.35	4,887.90	1,422.10	● 22.5%
100-20-56880-20	FUEL - DIESEL	68,445.00	4,785.61	41,721.29	26,723.71	● 39.0%
100-20-56900-20	FUEL - UNLEADED	14,600.00	1,444.66	12,001.17	2,598.83	● 17.8%
100-20-57060-20	MISCELLANEOUS SHOP SUPPLIES	7,740.00	936.19	5,944.26	1,795.74	● 23.2%
100-20-57140-20	ENGINE OIL	6,900.00	2,175.18	2,350.89	4,549.11	● 65.9%
100-20-58120-20	UNIFORMS & TOWELS (TECHNICAL SERVICES)	1,260.00	72.13	480.41	779.59	● 61.9%
	Subtotal	105,255.00	9,532.12	67,385.92	37,869.08	● 36.0%
	Professional Services					
100-20-61460-20	HAZARDOUS WASTE DISPOSAL	600.00	75.34	226.02	373.98	● 62.3%
100-20-61820-20	LADDER TESTING & CERT - AERIAL & GROUND	3,450.00	-	3,174.80	275.20	● 8.0%
100-20-62140-20	REPAIR & MAINTENANCE - FLEET	12,500.00	2,174.59	17,158.69	(4,658.69)	● -37.3%
	Subtotal	16,550.00	2,249.93	20,559.51	(4,009.51)	● -24.2%
	Training Services					
100-20-64470-20	FLEET SERVICES TRAINING	8,000.00	-	1,209.28	6,790.72	● 84.9%
	Technical Services Operating Expense Total:	302,720.00	41,713.20	188,462.97	114,257.03	● 37.7%
	TOTAL TECHNICAL SERVICES	615,372.00	61,769.39	376,088.44	239,283.56	● 38.9%



Superstition Fire & Medical District

Income Statement - Detail

For Fiscal: 2019-2020 Period Ending: 3/31/20

		Original Total Budget	Current Month Actual	YTD Actual Activity	Forecasted Remaining Budget		% Budget Remaining
DIVISION 30: COMMUNICATIONS SERVICES							
Parts & Supplies							
100-30-56040-15	BATTERIES - ELECTRONICS (PORTABLE BATTERIES)	1,400.00	-	1,034.74	365.26	●	26.1%
100-30-57590-15	RADIO EQUIPMENT SUPPLIES	250.00	16.43	16.43	233.57	●	93.4%
	Subtotal	1,650.00	16.43	1,051.17	598.83	●	36.3%
Facility Services							
100-30-59080-15	PHONE / E - 911 COMM CIRCUITS	6,000.00	371.33	3,341.97	2,658.03	●	44.3%
Operating Services							
100-30-60020-15	TOPAZ / G2 MAINTENANCE	18,000.00	274.00	7,459.32	10,540.68	●	58.6%
100-30-60340-08	MCT MAINTENANCE	18,948.00	-	9,473.29	9,474.71	●	50.0%
100-30-60350-08	MOBILE DATA OPERATIONS	27,000.00	2,794.02	22,032.81	4,967.19	●	18.4%
100-30-60560-15	RADIO INFORMATION SYSTEMS MAINTENANCE	10,000.00	-	450.00	9,550.00	●	95.5%
	Subtotal	73,948.00	3,068.02	39,415.42	34,532.58	●	46.7%
Professional Services							
100-30-61440-15	DISPATCH SERVICES - MFMD	126,270.00	13,524.92	85,321.44	40,948.56	●	32.4%
	TOTAL COMMUNICATIONS SERVICES	207,868.00	16,980.70	129,130.00	78,738.00	●	37.9%
DIVISION 40: EMERGENCY SERVICES							
Wages							
100-40-50040-10	ASSISTANT CHIEFS	261,983.00	20,152.53	191,203.95	70,779.05	●	27.0%
100-40-50050-10	DEPUTY CHIEF	126,743.00	9,639.30	91,573.35	35,169.65	●	27.7%
100-40-50140-10	ADMINISTRATIVE ASSISTANT II	56,112.00	4,316.28	40,810.04	15,301.96	●	27.3%
100-40-51010-10	BATTALION CHIEFS	324,538.00	25,490.48	247,942.89	76,595.11	●	23.6%
100-40-51030-10	CAPTAINS	2,071,170.00	159,623.89	1,495,644.11	575,525.89	●	27.8%
100-40-51040-10	ENGINEERS	1,439,406.00	110,831.42	1,043,665.38	395,740.62	●	27.5%
100-40-51050-10	FIREFIGHTERS	3,136,658.00	241,766.12	2,245,221.94	891,436.06	●	28.4%
100-40-52015-10	INJURY WAGES	-	-	432.23	(432.23)	●	0.0%
100-40-52530-12	BATTALION CHIEF COVERAGE	22,500.00	1,779.84	16,894.80	5,605.20	●	24.9%
100-40-52539-10	SAFER GRANT WAGES REIMBURSEMENT	(395,645.00)	-	(250,767.52)	(144,877.48)	●	36.6%
	Subtotal	7,043,465.00	573,599.86	5,122,621.17	1,920,843.83	●	27.3%
OT Wages							
100-40-52540-10	FLSA HALFTIME	95,465.00	8,706.41	65,964.64	29,500.36	●	30.9%
100-40-52560-10	HOLIDAY PAY	267,079.00	25,838.05	229,836.83	37,242.17	●	13.9%
100-40-52700-12	OPS ADMIN STAFF OVERTIME	250.00	-	-	250.00	●	100.0%
100-40-52740-12	SHIFT OVERTIME	100,000.00	9,072.68	110,921.63	(10,921.63)	●	-10.9%
100-40-52750-12	SPECIAL OVERTIME	2,000.00	311.35	1,719.98	280.02	●	14.0%
100-40-52810-12	NON-CONTRACTED SPECIAL EVENTS OT	4,000.00	-	-	4,000.00	●	100.0%
100-40-52850-47	SCBA OVERTIME	3,500.00	-	920.23	2,579.77	●	73.7%
100-40-52910-50	PUBLIC EVENTS / PUB ED OT	300.00	-	836.21	(536.21)	●	-178.7%
	Subtotal	472,594.00	43,928.49	410,199.52	62,394.48	●	13.2%
Training OT Wages							
100-40-53140-41	EMS TRAINING OT	3,040.00	584.16	959.43	2,080.57	●	68.4%
100-40-53240-12	PROMOTIONAL TESTING OT	2,000.00	-	915.85	1,084.15	●	54.2%
100-40-53260-41	FIRE OPERATIONAL TRAINING OT	19,600.00	595.84	3,466.46	16,133.54	●	82.3%
100-40-53360-41	OFFICER DEVELOPMENT OT	26,000.00	522.47	6,819.14	19,180.86	●	73.8%
100-40-53380-41	RECRUIT / INTERN ACADEMY OT	-	86.30	844.96	(844.96)	●	0.0%
100-40-53500-41	SPECIAL OPERATIONS OT	9,400.00	1,696.78	3,503.11	5,896.89	●	62.7%
	Subtotal	60,040.00	3,485.55	16,508.95	43,531.05	●	72.5%
Other OT Wages							
100-40-53580-15	FIRE INVESTIGATION OT	3,740.00	-	-	3,740.00	●	100.0%
	Emergency Services Wages Total:	7,579,839.00	621,013.90	5,549,329.64	2,030,509.36	●	26.8%
Equipment & Machinery							
100-40-54080-41	EMS EQUIPMENT & MACHINERY (ASSET)	2,000.00	-	-	2,000.00	●	100.0%
100-40-54120-40	FIRE OPS EQUIPMENT & MACHINERY (ASSET)	2,500.00	-	-	2,500.00	●	100.0%
100-40-54140-40	FIRE OPS HOSE (ASSET)	8,000.00	7,932.14	7,932.14	67.86	●	0.8%
100-40-54165-41	FIRE OPS TRAINING EQUIPMENT (ASSET)	-	-	-	-	●	0.0%
100-40-54300-42	PHYSICAL FITNESS EQUIPMENT (ASSET)	1,333.00	1,155.93	1,155.93	177.07	●	13.3%
100-40-54420-47	SCBA AIR MASKS (ASSET)	8,000.00	-	3,290.26	4,709.74	●	58.9%
100-40-54460-41	SPECIAL OPERATIONS EQUIPMENT (ASSET)	-	-	-	-	●	0.0%
	Subtotal	21,833.00	9,088.07	12,378.33	9,454.67	●	43.3%



Superstition Fire & Medical District

Income Statement - Detail

For Fiscal: 2019-2020 Period Ending: 3/31/20

	Original Total Budget	Current Month Actual	YTD Actual Activity	Forecasted Remaining Budget	% Budget Remaining	
Operating Supplies						
100-40-55100-41	EMS PARTS AND SUPPLIES	29,600.00	4,892.71	11,405.71	18,194.29	61.5%
100-40-55200-20	FIRE OPS EQUIPMENT, PARTS, SUPPLIES & MAINT	32,250.00	8,686.89	27,537.53	4,712.47	14.6%
100-40-55220-41	FIRE OPS TRAINING TOOLS & SUPPLIES	3,500.00	1,874.48	1,874.48	1,625.52	46.4%
100-40-55440-42	PHYSICAL FITNESS TRAINING TOOLS, SUPP & MAINT	2,000.00	-	754.55	1,245.45	62.3%
100-40-55480-42	SAFETY EQUIPMENT, PARTS & SUPPLIES	1,500.00	-	1,624.77	(124.77)	-8.3%
100-40-55520-47	SCBA TOOLS, EQUIPMENT & SUPPLIES	4,000.00	82.19	2,963.11	1,036.89	25.9%
100-40-55560-41	SPECIAL OPS (TRT/HAZ-MAT) OPERATING EXPENSES	13,500.00	3,755.85	10,144.13	3,355.87	24.9%
100-40-55580-41	SPECIAL OPS (WILDLAND) OPERATING EXPENSES	8,500.00	1,390.83	3,483.02	5,016.98	59.0%
Subtotal	94,850.00	20,682.95	59,787.30	35,062.70	37.0%	
Parts & Supplies						
100-40-56220-41	COMM HEALTH SERVICES SUPPLIES	3,000.00	-	897.60	2,102.40	70.1%
100-40-56760-40	FIRE REHAB - PERISHABLES	500.00	266.85	526.06	(26.06)	-5.2%
100-40-57245-42	PPE (PERSONAL PROTECTIVE EQUIPMENT)	49,485.00	7,992.74	30,336.64	19,148.36	38.7%
Subtotal	52,985.00	8,259.59	31,760.30	21,224.70	40.1%	
Operating Services						
100-40-60140-20	SCBA COMPRESSOR MAINTENANCE	3,000.00	-	300.77	2,699.23	90.0%
100-40-60700-12	TOWEL & LINEN SERVICES	10,000.00	1,087.46	7,635.73	2,364.27	23.6%
Subtotal	13,000.00	1,087.46	7,936.50	5,063.50	39.0%	
Professional Services						
100-40-61080-20	AIR QUALITY TESTING	900.00	-	744.80	155.20	17.2%
100-40-61120-12	BAY DOOR MAINTENANCE	10,800.00	1,832.28	7,139.96	3,660.04	33.9%
100-40-61530-41	EMS CARDIAC MONITOR MAINTENANCE & SUPPLIES	20,737.00	-	14,232.12	6,504.88	31.4%
100-40-61650-12	INFECTION CONTROL MEDICAL EXAM SERVICE	1,500.00	-	-	1,500.00	100.0%
100-40-61660-41	INSTRUCTOR SERVICES - CE	250.00	-	-	250.00	100.0%
100-40-61980-42	PPE CLOTHING MAINTENANCE & DECONTAMINATION	25,000.00	19,864.00	26,667.60	(1,667.60)	-6.7%
100-40-62200-47	SCBA TESTING & CALIBRATION	2,000.00	-	-	2,000.00	100.0%
Subtotal	61,187.00	21,696.28	48,784.48	12,402.52	20.3%	
Training Services						
100-40-64020-41	FIRE OPS / EMS OUTSIDE TRAINING	5,200.00	-	374.77	4,825.23	92.8%
100-40-64400-42	HEALTH, SAFETY, & WELLNESS TRAINING & SUPPLIES	1,333.00	-	-	1,333.00	100.0%
100-40-64420-41	INTERN / RECRUIT ACADEMY & SUPPLIES	-	-	-	-	0.0%
100-40-64550-41	OFFICER DEVELOPMENT TRAINING & SUPPLIES	14,500.00	118.95	14,021.87	478.13	3.3%
Subtotal	21,033.00	118.95	14,396.64	6,636.36	31.6%	
Emergency Services Operating Expense Total:	264,888.00	60,933.30	175,043.55	89,844.45	33.9%	
TOTAL EMERGENCY SERVICES	7,844,727.00	681,947.20	5,724,373.19	2,120,353.81	27.0%	
DIVISION 50: COMMUNITY SERVICES / FIRE PREVENTION						
Wages						
100-50-50260-10	COMMUNITY RISK REDUCTION SPECIALIST	86,843.00	6,680.26	63,235.67	23,607.33	27.2%
Subtotal	86,843.00	6,680.26	63,235.67	23,607.33	27.2%	
OT Wages						
100-50-52700-15	PREVENTION / FIRE INVESTIGATION OVERTIME	-	-	-	-	0.0%
100-50-52965-15	SPECIAL PUBLIC EVENTS OT	-	-	-	-	0.0%
Subtotal	-	-	-	-	0.0%	
Community Services / Fire Prevention Wages Total:	86,843.00	6,680.26	63,235.67	23,607.33	27.2%	
Operating Supplies						
100-50-55160-50	FIRE CODE BOOKS & MANUALS	800.00	97.90	893.96	(93.96)	-11.7%
100-50-55180-15	FIRE INVESTIGATION TOOLS & EQUIPMENT	-	-	-	-	0.0%
100-50-55260-50	FIRE PREVENTION TOOLS & EQUIPMENT	200.00	-	98.58	101.42	50.7%
100-50-55640-59	MULTI MEDIA SOFTWARE LICENSES	1,000.00	-	504.47	495.53	49.6%
Subtotal	2,000.00	97.90	1,497.01	502.99	25.1%	
Parts & Supplies						
100-50-56740-50	FIRE PREVENTION SUPPLIES	400.00	-	343.52	56.48	14.1%
100-50-57640-50	SAFETY & EDUCATION PROMO MATERIALS	2,600.00	-	991.86	1,608.14	61.9%
Subtotal	3,000.00	-	1,335.38	1,664.62	55.5%	
Operating Services						
100-50-60150-50	EMERGENCY EVENT SUPPLIES	1,500.00	-	2,311.52	(811.52)	-54.1%
100-50-60200-50	SELF INSPECTION SUPPLIES	500.00	-	100.00	400.00	80.0%
Subtotal	2,000.00	-	2,411.52	(411.52)	-20.6%	



Superstition Fire & Medical District

Income Statement - Detail

For Fiscal: 2019-2020 Period Ending: 3/31/20

		Original Total Budget	Current Month Actual	YTD Actual Activity	Forecasted Remaining Budget	% Budget Remaining
Professional Services						
100-50-61340-50	FIRE PREVENTION WEEK SUPPLIES	-	-	87.87	(87.87)	0.0%
100-50-61370-50	COMMUNITY RELATIONS PRINTED MATERIALS	1,500.00	1,248.12	2,008.70	(508.70)	-33.9%
100-50-61380-50	WATER SAFETY EVENTS	300.00	-	-	300.00	100.0%
100-50-62010-08	PRE-PLAN DEVELOPMENT	4,000.00	-	2,000.00	2,000.00	50.0%
100-50-62080-50	PROF OUTSIDE SVCS (GIS)	8,000.00	-	6,000.00	2,000.00	25.0%
	Subtotal	13,800.00	1,248.12	10,096.57	3,703.43	26.8%
Training Services						
100-50-64240-15	FIRE ARSON / INVESTIGATOR TRAINING	3,740.00	-	1,942.12	1,797.88	48.1%
100-50-64260-50	COMMUNITY RISK REDUCTION SPECIALIST TRAINING	1,500.00	-	1,358.63	141.37	9.4%
	Subtotal	5,240.00	-	3,300.75	1,939.25	37.0%
Community Services / Fire Prevention Operating Expense Total:		26,040.00	1,346.02	18,641.23	7,398.77	28.4%
TOTAL COMMUNITY SERVICES / FIRE PREVENTION		112,883.00	8,026.28	81,876.90	31,006.10	27.5%
GRAND TOTAL GENERAL FUND		\$ 16,464,075.89	\$ 1,241,163.95	\$ 10,490,663.58	\$ 5,973,412.31	36.3%
Net Financial Sources (Uses):		\$ (1,694,850.89)	\$ (719,032.21)	\$ 270,134.04	\$ (1,964,984.93)	
Beginning Unrestricted Fund Balance July 1, 2019		\$1,694,850.89				



Superstition Fire & Medical District

Income Statement - Detail

For Fiscal: 2019-2020 Period Ending: 3/31/20

		Original Total Budget	Current Month Actual	YTD Actual Activity	Forecasted Remaining Budget	% Budget Remaining
Fund: 150 - TRANSPORT SERVICES						
Revenue						
150-10-42100-10	ALS TRANSPORT REVENUE	3,089,025.00	294,477.00	2,371,431.63	717,593.37	23.2%
150-10-42125-10	TRANSPORT CUSTOMER REFUNDS	(30,841.00)	(5,694.71)	(19,109.06)	(11,731.94)	38.0%
150-10-42180-10	COLLECTIONS REVENUE	14,000.00	843.00	16,675.14	(2,675.14)	-19.1%
150-10-45700-10	INVESTMENT EARNINGS	3,750.00	397.00	3,074.16	675.84	18.0%
150-10-45900-10	OTHER INCOME	-	-	1,002.95	(1,002.95)	0.0%
150-80-48020-02	TRANSFER IN (200 FUND)	-	-	-	-	0.0%
150-80-48100-10	TRANSFER OUT (200 FUND)	(25,000.00)	-	-	(25,000.00)	100.0%
Revenue Total:		\$ 3,050,934.00	\$ 290,022.29	\$ 2,373,074.82	677,859.18	22.2%
Expense						
DIVISION 10: ADMINISTRATIVE SERVICES						
Wages						
150-10-50000-10	FIRE CHIEF	13,480.00	1,036.92	9,850.78	3,629.22	26.9%
150-10-50010-10	ADMIN SERVICES STAFF	41,306.00	3,177.38	30,185.16	11,120.84	26.9%
150-10-52510-10	WAGE ALLOWANCE (CELL PHONES)	945.00	72.69	690.55	254.45	26.9%
Subtotal		55,731.00	4,286.99	40,726.49	15,004.51	26.9%
Employer Provided Benefits						
150-10-53710-10	PENSION (PSPRS)	18,261.00	1,404.69	13,344.58	4,916.42	26.9%
150-10-53760-10	PENSION (ASRS)	151,813.00	12,869.12	118,025.16	33,787.84	22.3%
150-10-53770-10	BENEFIT CONTRIBUTIONS	316,348.00	23,187.46	224,773.87	91,574.13	28.9%
150-10-53810-10	SOCIAL SECURITY	81,157.00	6,770.14	62,678.48	18,478.52	22.8%
150-10-53830-10	MEDICARE	20,612.00	1,708.87	15,851.75	4,760.25	23.1%
150-10-53860-10	INDUSTRIAL INSURANCE	23,702.00	6,060.34	25,704.94	(2,002.94)	-8.5%
150-10-53870-10	INDUSTRIAL INSURANCE - VOLUNTEERS	-	-	-	-	0.0%
150-10-53910-10	MEDICAL INSURANCE	-	1,883.73	18,214.78	(18,214.78)	0.0%
150-10-53920-10	DENTAL INSURANCE	-	65.93	1,332.95	(1,332.95)	0.0%
150-10-53930-10	VISION INSURANCE	-	11.10	193.69	(193.69)	0.0%
150-10-53940-10	EMPLOYEE ASSISTANCE PROGRAM	2,160.00	215.04	2,257.92	(97.92)	-4.5%
150-10-53950-10	LIFE INSURANCE	2,256.00	224.00	2,336.00	(80.00)	-3.5%
150-10-53965.10	COBRA REIMBURSEMENT INCOME	-	-	-	-	0.0%
150-10-53990-10	EARNED LEAVE BUYOUT (ELBO) PROGRAM	250.00	-	-	250.00	100.0%
150-10-53992-10	EARNED LEAVE BUYOUT (ELBO) PROGRAM - FICA	19.00	-	-	19.00	100.0%
150-10-53997-10	EARNED LEAVE SEPARATION (ELSP) PROGRAM	-	408.91	3,188.80	(3,188.80)	0.0%
150-10-53998-10	EARNED LEAVE SEPARATION PROGRAM - FICA	-	31.28	108.09	(108.09)	0.0%
Subtotal		616,578.00	54,840.61	488,011.01	128,566.99	20.9%
Admin Services Compensation & Benefits Total:		672,309.00	59,127.60	528,737.50	143,571.50	21.4%
Equipment & Machinery						
150-10-54040-08	COMPUTER EQUIPMENT	3,700.00	-	-	3,700.00	100.0%
Operating Supplies						
150-10-55060-08	COMPUTER / PRINTER SUPPLIES & MAINTENANCE	4,000.00	-	2,203.88	1,796.12	44.9%
Parts & Supplies						
150-10-55550-12	OFFICE FURNITURE & EQUIPMENT, PARTS & SUPPLIES	7,000.00	-	2,315.38	4,684.62	66.9%
150-10-55670-50	VOLUNTEER EXPENSES	100.00	-	-	100.00	100.0%
150-10-56340-12	CLEANING SUPPLIES	6,100.00	3,957.26	8,151.78	(2,051.78)	-33.6%
150-10-56600-12	FACILITY MAINTENANCE	7,350.00	1,904.13	7,454.31	(104.31)	-1.4%
150-10-56860-12	FOOD / BEVERAGES	200.00	-	-	200.00	100.0%
150-10-57100-12	OFFICE SUPPLIES	1,500.00	548.16	1,699.21	(199.21)	-13.3%
150-10-57200-12	POSTAGE / DELIVERY SERVICES	1,500.00	318.30	682.11	817.89	54.5%
150-10-57440-12	PROFESSIONAL PUBS / SUBSCRIPTIONS	-	-	-	-	0.0%
150-10-57600-12	HONOR GUARD	1,000.00	-	-	1,000.00	100.0%
150-10-57620-12	REWARDS / RECOGNITION / FLOWER SUPPLIES	150.00	-	209.60	(59.60)	-39.7%
150-10-57660-12	PEER SUPPORT	100.00	-	-	100.00	100.0%
150-10-57680-12	TS ID BADGES	200.00	-	-	200.00	100.0%
150-10-58000-12	UNIFORMS (CIVILIAN)	15,400.00	113.00	11,401.85	3,998.15	26.0%
Subtotal		40,600.00	6,840.85	31,914.24	8,685.76	21.4%
Facility Services						
150-10-59000-12	FACILITY RENT	6,000.00	1,000.00	4,500.00	1,500.00	25.0%
150-10-59020-12	ELECTRICITY	35,416.00	3,194.19	24,578.28	10,837.72	30.6%
150-10-59040-12	FACILITY PROJECTS	18,000.00	5,601.86	13,864.63	4,135.37	23.0%
150-10-59060-12	NATURAL GAS	3,380.00	127.82	3,646.83	(266.83)	-7.9%
150-10-59100-08	PHONE	7,953.00	608.74	5,406.51	2,546.49	32.0%
150-10-59160-12	WATER SOFTENER SUPPLIES	1,920.00	145.91	1,540.30	379.70	19.8%
150-10-59180-12	SEWER / SEPTIC	2,236.00	172.93	1,256.28	979.72	43.8%
150-10-59200-12	WATER	8,236.00	891.30	5,403.14	2,832.86	34.4%
Subtotal		83,141.00	11,742.75	60,195.97	22,945.03	27.6%



Superstition Fire & Medical District Income Statement - Detail

For Fiscal: 2019-2020 Period Ending: 3/31/20

		Original Total Budget	Current Month Actual	YTD Actual Activity	Forecasted Remaining Budget	% Budget Remaining
Operating Services						
150-10-60180-08	COPIER MAINTENANCE & SUPPLIES	2,000.00	165.29	1,562.37	437.63	● 21.9%
150-10-60230-12	DOCUMENT DISPOSAL SERVICES	120.00	18.34	91.68	28.32	● 23.6%
150-10-60240-12	EXTERMINATING	1,300.00	-	606.47	693.53	● 53.3%
150-10-60310-08	INTERNET	36,000.00	2,459.16	22,390.28	13,609.72	● 37.8%
150-10-60580-12	LANDSCAPING	575.00	-	366.68	208.32	● 36.2%
150-10-60580-12	REFUSE COLLECTION	900.00	100.82	1,008.20	(108.20)	● -12.0%
150-10-60600-12	SECURITY & ALARM SYSTEMS	2,730.00	32.99	1,488.18	1,241.82	● 45.5%
150-10-60620-08	INDIVIDUAL SOFTWARE LICENSING	700.00	140.29	290.29	409.71	● 58.5%
150-10-60630-08	SYSTEM SERVER HOSTING	2,311.00	264.34	1,502.65	808.35	● 35.0%
150-10-60740-12	WATER & ICE (DRINKING)	3,900.00	562.97	3,425.16	474.84	● 12.2%
	Subtotal	50,536.00	3,744.20	32,731.96	17,804.04	● 35.2%
Professional Services						
150-10-61020-12	ADMIN MEDICAL DIR - CONTRACT	15,000.00	3,750.00	11,250.00	3,750.00	● 25.0%
150-10-61060-12	NEW HIRE HR ADVERTISING	100.00	-	-	100.00	● 100.0%
150-10-61100-12	BACKGROUND / CREDIT REPORTG	1,000.00	22.00	324.00	676.00	● 67.6%
150-10-61160-08	CIS MAINT CONTRACT	2,500.00	-	-	2,500.00	● 100.0%
150-10-61170-08	CIS WEB HOSTING / DOMAIN CERTIFICATES	1,000.00	33.00	704.39	295.61	● 29.6%
150-10-61250-12	FIRE CHIEF SEARCH CONTINGENCY	10,000.00	-	-	10,000.00	● 100.0%
150-10-61260-12	CPA AUDIT SERVICES	4,000.00	-	4,000.00	-	● 0.0%
150-10-61300-12	LABOR RELATIONS CONSULTING/CONFERENCES	2,667.00	-	3,049.85	(382.85)	● -14.0%
150-10-61700-12	VEHICLE / PROPERTY / LIABILITY INS	24,349.00	-	18,485.54	5,863.46	● 24.1%
150-10-61860-12	GOVERNING BOARD LEGAL SERVICES	10,000.00	-	2,804.30	7,195.70	● 72.0%
150-10-61880-12	HR / INVESTIGATION LEGAL SERVICES	-	-	-	-	● 0.0%
150-10-61920-12	MEDICAL EXAM SERVICES	350.00	-	260.00	90.00	● 25.7%
150-10-62020-12	PRINTING / PUBLISHING SERVICES	800.00	51.88	399.43	400.57	● 50.1%
150-10-62060-12	PROFESSIONAL ORGS / MEMBERSHIP	900.00	-	2,135.00	(1,235.00)	● -137.2%
150-10-62105-08	GLOBAL SOFTWARE LICENSING	23,000.00	416.67	22,848.10	151.90	● 0.7%
	Subtotal	95,666.00	4,273.55	66,260.61	29,405.39	● 30.7%
Training Services						
150-10-63000-10	ADMIN FEES, BONDS & LEASES	350.00	0.50	85.03	264.97	● 75.7%
150-10-63140-10	INTEREST & FINANCE CHARGES	7,500.00	-	4,967.10	2,532.90	● 33.8%
150-10-63150-10	FINANCIAL RESERVE	101,624.10	-	-	101,624.10	● 100.0%
150-10-63200-10	BILLING & COLLECTIONS FEES	152,469.00	36,547.50	101,860.08	50,608.92	● 33.2%
150-10-64020-12	ADMIN TRAINING / CONFERENCES	600.00	-	394.54	205.46	● 34.2%
150-10-64040-12	BOARD OF DIRECTORS TRAINING	100.00	-	-	100.00	● 100.0%
150-10-64060-12	COLLEGE TUITION REIMBURSEMENT	6,715.00	-	593.40	6,121.60	● 91.2%
	Subtotal	269,358.10	36,548.00	107,900.15	161,457.95	● 59.9%
	Administrative Services Operating Expense Total:	547,001.10	63,149.35	301,206.81	245,794.29	● 44.9%
	TOTAL ADMINISTRATIVE SERVICES	1,219,310.10	122,276.95	829,944.31	389,365.79	● 31.9%
DIVISION 20: TECHNICAL SERVICES						
Wages						
150-20-50020-10	FLEET & FACILITIES STAFF	6,442.00	2,018.99	15,281.69	(8,839.69)	● -137.2%
	Technical Services Wages Total:	6,442.00	2,018.99	15,281.69	(8,839.69)	● -137.2%
Equipment & Machinery						
150-20-54050-20	DIAGNOSTIC SOFTWARE	300.00	-	354.00	(54.00)	● -18.0%
Operating Supplies						
150-20-55400-20	MECH EQUIPMENT, PARTS & SUPPLIES	650.00	-	409.12	240.88	● 37.1%
150-20-55580-20	TIRES	12,000.00	1,900.21	7,600.83	4,399.17	● 36.7%
150-20-55620-20	VEHICLE PARTS	10,000.00	1,064.77	15,832.55	(5,832.55)	● -58.3%
	Subtotal	22,650.00	2,964.98	23,842.50	(1,192.50)	● -5.3%
Parts & Supplies						
150-20-56800-20	FLUIDS (ANTIFREEZE, BRAKE, TRANSMISSION)	600.00	-	601.28	(1.28)	● -0.2%
150-20-56880-20	FUEL - DIESEL	24,200.00	2,718.21	20,787.61	3,412.39	● 14.1%
150-20-56900-20	FUEL - UNLEADED	1,600.00	153.51	845.91	754.09	● 47.1%
150-20-57060-20	MISCELLANEOUS SHOP SUPPLIES	500.00	565.20	787.62	(287.62)	● -57.5%
150-20-57140-20	ENGINE OIL	2,000.00	-	1,904.60	95.40	● 4.8%
150-20-58120-20	UNIFORMS & TOWELS (TECH SRVS)	377.00	36.07	240.22	136.78	● 36.3%
	Subtotal	29,277.00	3,472.99	25,167.24	4,109.76	● 14.0%
Professional Services						
150-20-61460-20	HAZARDOUS WASTE DISPOSAL	190.00	37.67	113.01	76.99	● 40.5%
150-20-62140-20	REPAIR & MAINTENANCE - FLEET	2,600.00	100.00	1,350.00	1,250.00	● 48.1%
	Subtotal	2,790.00	137.67	1,463.01	1,326.99	● 47.6%
Training Services						
150-20-64470-20	FLEET SERVICES TRAINING	2,000.00	-	-	2,000.00	● 100.0%
	Technical Services Operating Expense Total:	57,017.00	6,575.64	50,826.75	6,190.25	● 10.9%
	TOTAL TECHNICAL SERVICES	63,459.00	8,594.63	66,108.44	(2,649.44)	● -4.2%



Superstition Fire & Medical District

Income Statement - Detail

For Fiscal: 2019-2020 Period Ending: 3/31/20

		Original Total Budget	Current Month Actual	YTD Actual Activity	Forecasted Remaining Budget		% Budget Remaining
DIVISION 30: COMMUNICATIONS SERVICES							
Operating Services							
150-30-59080-15	PHONE / E-911 COMMUNICATION CIRCUITS	2,375.00	185.67	1,671.03	703.97	●	29.6%
150-30-60020-15	TOPAZ / G2 MAINTENANCE	9,400.00	137.00	3,729.68	5,670.32	●	60.3%
150-30-60340-08	MCT MAINTENANCE	6,723.00	-	3,361.39	3,361.61	●	50.0%
150-30-60350-08	MOBILE DATA OPERATIONS	8,000.00	904.85	5,865.91	2,134.09	●	26.7%
150-30-60560-15	RADIO INFO SYSTEMS MAINTENANCE	1,250.00	-	75.00	1,175.00	●	94.0%
	Subtotal	27,748.00	1,227.52	14,703.01	13,044.99	●	47.0%
Professional Services							
150-30-61440-15	DISPATCH SERVICES - MFMD	145,996.00	15,348.82	106,742.48	39,253.52	●	26.9%
TOTAL COMMUNICATIONS SERVICES		173,744.00	16,576.34	121,445.49	52,298.51	●	30.1%
DIVISION 40: TRANSPORT SERVICES							
Wages							
150-40-50040-10	ASSISTANT CHIEFS	7,725.00	594.23	5,645.19	2,079.81	●	26.9%
150-40-50140-10	CON OPERATIONS MANAGEMENT	146,110.00	12,459.44	107,749.79	38,360.21	●	26.3%
150-40-51010-10	BATTALION CHIEFS	10,399.00	799.92	7,599.28	2,799.72	●	26.9%
150-40-51030-10	CAPTAINS	29,595.00	2,276.54	21,627.11	7,967.89	●	26.9%
150-40-51600-10	PARAMEDIC (FULL TIME)	560,244.00	41,695.48	401,443.28	158,800.72	●	28.3%
150-40-51650-10	EMT (FULL TIME)	459,314.00	35,229.70	325,129.28	134,184.72	●	29.2%
150-40-51700-10	PARAMEDIC (PART TIME)	-	-	3,676.00	(3,676.00)	●	0.0%
150-40-51750-10	EMT (PART TIME)	-	202.50	3,472.88	(3,472.88)	●	0.0%
150-40-51800-10	SWORN COVERAGE - WAGES	-	7,653.02	54,803.14	(54,803.14)	●	0.0%
	Subtotal	1,213,387.00	100,910.83	931,145.95	282,241.05	●	23.3%
OT / Other Wages							
150-40-52015-10	INJURY WAGES	-	-	-	-	●	0.0%
150-40-52560-10	HOLIDAY PAY	35,576.00	2,964.80	25,693.00	9,883.00	●	27.8%
150-40-52740-12	REGULAR OVERTIME	48,017.00	4,976.47	48,628.57	(611.57)	●	-1.3%
150-40-52750-12	SPECIAL OVERTIME	300.00	-	-	300.00	●	100.0%
150-40-52800-12	CONTRACTED SPECIAL EVENTS OVERTIME	1,000.00	(1,535.83)	-	1,000.00	●	100.0%
150-40-52850-47	SCBA OVERTIME	1,000.00	-	678.48	321.52	●	32.2%
150-40-53140-41	EMS TRAINING OT	-	-	-	-	●	0.0%
150-40-53380-41	NEW HIRE TRAINING	-	-	-	-	●	0.0%
	Subtotal	85,893.00	6,405.44	75,000.05	10,892.95	●	13.0%
Transport Services Wages Total:		1,299,280.00	107,316.27	1,006,146.00	293,134.00	●	22.6%
Equipment & Machinery							
150-40-54000-10	VEHICLE / EQUIPMENT LEASE PAYMENTS	175,148.00	175,147.68	175,147.68	0.32	●	0.0%
150-40-54080-41	EMS EQUIP & MACHINERY (ASSET)	2,000.00	-	-	2,000.00	●	100.0%
150-40-54300-42	PHYSICAL FITNESS EQUIPMENT (ASSET)	667.00	667.00	667.00	-	●	0.0%
	Subtotal	177,815.00	175,814.68	175,814.68	2,000.32	●	1.1%
Operating Supplies							
150-40-55100-41	EMS PARTS & SUPPLIES	5,000.00	1,336.32	4,792.39	207.61	●	4.2%
150-40-55440-42	PHYSICAL FITNESS TRAINING, TOOLS & SUPPLIES	1,000.00	-	-	1,000.00	●	100.0%
150-40-55480-42	SAFETY EQUIPMENT, PARTS & SUPPLIES	300.00	-	263.84	36.16	●	12.1%
150-40-56450-41	EMS MEDICAL SUPPLIES	180,000.00	32,972.13	153,782.69	26,217.31	●	14.6%
150-40-56460-41	EMS MEDICATION RESTOCK SUPPLIES	25,000.00	1,329.60	9,026.68	15,973.32	●	63.9%
150-40-57000-41	IMMUNIZATION CLINIC SUPPLIES	6,000.00	-	4,088.41	1,911.59	●	31.9%
150-40-57245-42	PPE REPLACEMENT	1,000.00	216.15	432.30	567.70	●	56.8%
	Subtotal	218,300.00	35,854.20	172,386.31	45,913.69	●	21.0%
Operating Services							
150-40-60040-41	BIO-HAZARD WASTE	2,000.00	-	1,403.73	596.27	●	29.8%
150-40-60700-12	TOWEL & LINEN SERVICES	2,500.00	314.69	2,153.49	346.51	●	13.9%
	Subtotal	4,500.00	314.69	3,557.22	942.78	●	21.0%
Professional Services							
150-40-61120-12	BAY DOOR MAINTENANCE	2,600.00	-	3,399.32	(799.32)	●	-30.7%
150-40-61530-41	EMS CARDIAC MONITOR MAINT & SUPP	7,900.00	-	7,922.76	(22.76)	●	-0.3%
150-40-61650-12	INFECTION CONTROL MEDICAL EXAM SERVICE	1,000.00	-	-	1,000.00	●	100.0%
	Subtotal	11,500.00	-	11,322.08	177.92	●	1.5%
Training Services							
150-40-64020-41	EMS CONFERENCES / OUTSIDE TRAINING	500.00	-	-	500.00	●	100.0%
150-40-64400-42	HEALTH, SAFETY, & WELLNESS TRNG & SUPPLIES	667.00	-	-	667.00	●	100.0%
	Subtotal	1,167.00	-	-	1,167.00	●	100.0%
Transport Services Operating Expense Total:		413,282.00	211,983.57	363,080.29	50,201.71	●	12.1%
TOTAL TRANSPORT OPERATIONS		1,712,562.00	319,299.84	1,369,226.29	343,335.71	●	20.0%



Superstition Fire & Medical District

Income Statement - Detail

For Fiscal: 2019-2020 Period Ending: 3/31/20

		Original Total Budget	Current Month Actual	YTD Actual Activity	Forecasted Remaining Budget	% Budget Remaining
DIVISION 50: COMMUNITY SERVICES / FIRE PREVENTION						
	Parts & Supplies					
150-50-56920-50	SAFETY & EDUCATION PROMOTIONAL MATERIALS	500.00	-	484.11	15.89	3.2% ●
	Professional Services					
150-50-61370-50	COMMUNITY RELATIONS PRINTED MATERIALS	500.00	-	484.11	15.89	3.2% ●
	TOTAL COMMUNITY SERVICES / FIRE PREVENTION	1,000.00	-	968.22	31.78	3.2% ●
	GRAND TOTAL TRANSPORT SERVICES FUND	\$ 3,170,075.10	\$ 466,747.76	\$ 2,387,692.75	\$ 782,382.35	24.7% ●
	Net Financial Sources (Uses):	\$ (119,141.10)	\$ (176,725.47)	\$ (14,617.93)	\$ (104,523.17)	
	Beginning Unrestricted Fund Balance July 1, 2019	\$119,141.10				



Superstition Fire & Medical District

Income Statement - Detail

For Fiscal: 2019-2020 Period Ending: 3/31/20

		Original Total Budget	Current Month Actual	YTD Actual Activity	Forecasted Remaining Budget	% Budget Remaining
Fund: 200 - CAPITAL PROJECTS						
Revenue						
Direct Taxes						
200-10-41000-10	REAL & SECURED PROPERTY TAXES	939,048.00	33,565.14	676,211.06	262,836.94	28.0%
200-10-41050-10	UNSECURED PERS PROPERTY TAXES	76,310.00	2,674.80	66,192.45	10,117.55	13.3%
200-10-41080-10	MARICOPA COUNTY PROPERTY TAXES	1,085.00	-	-	1,085.00	100.0%
200-10-41200-10	SRP CONTRIBUTIONS	28,233.00	-	14,055.40	14,177.60	50.2%
	Subtotal	\$ 1,044,676.00	\$ 36,239.94	\$ 756,458.91	\$ 288,217.09	27.6%
200-10-45700-10	INVESTMENT EARNINGS	10,000.00	1,112.19	10,570.98	(570.98)	-5.7%
200-10-45900-10	OTHER INCOME	-	-	-	-	0.0%
200-80-48020-10	TRANSFER IN (150 FUND)	25,000.00	-	-	25,000.00	100.0%
200-80-48100-10	TRANSFER OUT (150 FUND)	-	-	-	-	0.0%
200-80-48100-10	TRANSFER OUT (400 FUND)	-	-	-	-	0.0%
200-90-49500-15	DISTRICT EQUIPMENT SALES	-	-	-	-	0.0%
	Revenue Total:	\$ 1,079,676.00	\$ 37,352.13	\$ 767,029.89	\$ 312,646.11	29.0%
Expense						
200-10-63000-10	ADMINISTRATIVE FEES	-	-	-	-	0.0%
200-10-63150-10	FINANCIAL RESERVE	335,957.74	30.18	33.60	335,924.14	100.0%
200-70-71002-25	BUILDINGS & SYSTEMS	65,839.00	3,405.12	40,941.83	24,897.17	37.8%
200-70-72240-20	VEHICLES / GENERAL PURPOSE	938,354.00	-	839,676.20	98,677.80	10.5%
200-70-72340-20	APPARATUS EQUIPMENT	81,582.00	-	12,508.34	69,073.66	84.7%
200-70-72510-30	COMM MICROWAVE UPGRADE	37,207.00	7,318.96	11,194.96	26,012.04	69.9%
200-70-52515-30	COMM SYSTEM SOFTWARE	10,000.00	-	20,805.97	(10,805.97)	-108.1%
200-70-72660-30	RADIO COMM EQUIP - PORTABLE	32,575.00	-	78,799.78	(46,224.78)	-141.9%
200-70-72670-40	RADIO COMM EQUIP - WIRELESS	-	-	-	-	0.0%
200-70-72740-40	FIRE PROT EQUIP - SPECIALIZED	40,000.00	-	-	40,000.00	100.0%
200-70-72765-47	SCBA EQUIPMENT	14,134.00	-	14,132.53	1.47	0.0%
200-70-72770-47	SCBA PACKS & BOTTLES	8,700.00	8,687.88	8,687.88	12.12	0.1%
200-70-72800-40	THERMAL IMAGING CAMERAS	-	-	-	-	0.0%
200-70-73420-41	EMS CAPITAL EQUIPMENT	115,300.00	81,982.75	112,543.74	2,756.26	2.4%
200-70-73515-15	COMPUTER EQUIPMENT	70,585.00	-	-	70,585.00	100.0%
200-70-73520-15	COMPUTER SOFTWARE	32,020.00	-	8,280.00	23,740.00	74.1%
200-70-73540-25	FACILITY EQUIPMENT	10,343.00	-	-	10,343.00	100.0%
200-70-73840-44	FITNESS EQUIPMENT	-	-	-	-	0.0%
	Expense Total:	\$ 1,792,596.74	\$ 101,424.89	\$ 1,147,604.83	\$ 644,991.91	36.0%
	Net Financial Sources (Uses):	\$ (712,920.74)	\$ (64,072.76)	\$ (380,574.94)	\$ (44,128.71)	
	Beginning Restricted Fund Balance July 1, 2019	\$712,920.74				



Superstition Fire & Medical District

Income Statement - Detail

For Fiscal: 2019-2020 Period Ending: 3/31/20

	Original Total Budget	Current Month Actual	YTD Actual Activity	Forecasted Remaining Budget	% Budget Remaining	
Fund: 400 - SPECIAL REVENUE						
Revenue						
400-10-45700-10	INVESTMENT EARNINGS	600.00	63.36	646.52	(46.52)	-7.8%
400-10-46700-10	GRANT - FIRE PREVENTION	-	-	-	-	0.0%
400-10-46750-10	GRANT - FEMA (SHARE)	-	-	-	-	0.0%
400-10-46750-10	GRANT - OTHER	-	-	-	-	0.0%
400-10-47020-41	AED DONATIONS	23,500.00	4,500.00	22,500.00	1,000.00	4.3%
400-10-47100-41	EMS CARDIAC DONATIONS	1,000.00	-	-	1,000.00	100.0%
400-10-47110-41	EMS EQUIPMENT DONATIONS	-	-	-	-	0.0%
400-10-47120-50	FIRE PREVENTION / PUBLIC EDUCATION	1,000.00	-	-	1,000.00	100.0%
400-10-47130-10	GENERAL DONATIONS	5,000.00	1,365.00	2,985.55	2,014.45	40.3%
400-80-48020-02	TRANSFER IN (200 Fund)	-	-	-	-	0.0%
400-80-48020-10	TRANSFER IN (100 Fund)	-	-	-	-	0.0%
400-80-48100-10	TRANSFER OUT (100 Fund)	-	-	-	-	0.0%
Revenue Total:	\$ 31,100.00	\$ 5,928.36	\$ 26,132.07	\$ 4,967.93	16.0%	
Expense						
400-10-63000-10	ADMINISTRATIVE FEES	-	0.50	24.11	(24.11)	0.0%
400-10-63610-10	UNDESIGNATED INVESTMENT EARNINGS RES	327.86	-	-	327.86	100.0%
400-50-77250-50	AED DONATIONS - EXPENDITURES	25,000.00	-	18,995.90	6,004.10	24.0%
400-50-77260-50	EMS EQUIPMENT DONATIONS	-	-	-	-	0.0%
400-50-77270-50	FIRE PREVENTION / PUBLIC EDUCATION	250.00	-	-	250.00	100.0%
400-50-77280-50	GENERAL DONATIONS	25,000.00	432.40	872.28	24,127.72	96.5%
400-70-77510-41	EMS CARDIAC DONATIONS	28,960.00	-	-	28,960.00	100.0%
400-70-78700-10	GRANT - FIRE PREVENTION	-	-	-	-	0.0%
400-70-78800-10	GRANT - OTHER	-	-	-	-	0.0%
400-70-79440-10	FEMA GRANT (FEDERAL SHARE)	-	-	-	-	0.0%
Expense Total:	\$ 79,537.86	\$ 432.90	\$ 19,892.29	\$ 59,645.57	75.0%	
Net Financial Sources (Uses):	\$ (48,437.86)	\$ 5,495.46	\$ 6,239.78	\$ (54,677.64)		
Beginning Restricted Fund Balance July 1, 2019	\$48,437.86					



Superstition Fire & Medical District

Income Statement - Detail

For Fiscal: 2019-2020 Period Ending: 3/31/20

		Original Total Budget	Current Month Actual	YTD Actual Activity	Forecasted Remaining Budget	% Budget Remaining
Fund: 500 - DEBT RETIREMENT PRINCIPAL						
Revenue						
500-10-41000-10	REAL & SECURED PROPERTY TAXES	469,524.00	17,446.90	352,975.54	116,548.46	24.8%
500-10-41050-10	UNSECURED PERS PROPERTY TAXES	38,155.00	1,401.97	34,873.18	3,281.82	8.6%
500-10-41200-10	SRP CONTRIBUTIONS	14,116.00	-	7,305.95	6,810.05	48.2%
500-10-45700-10	INVESTMENT EARNINGS	10,000.00	703.35	6,474.90	3,525.10	35.3%
Revenue Total:		\$ 531,795.00	\$ 19,552.22	\$ 401,629.57	\$ 130,165.43	24.5%
Expense						
500-10-63150-10	FINANCIAL RESERVE	215,692.27	16.81	18.62	215,673.65	100.0%
500-60-70500-10	DEBT SERVICE EXPENDITURE - PRINCIPAL	556,000.00	-	-	556,000.00	100.0%
Expense Total:		771,692.27	16.81	18.62	\$ 771,673.65	100.0%
Net Financial Sources (Uses):		(239,897.27)	\$ 19,535.41	\$ 401,610.95	\$ (641,508.22)	
Beginning Restricted Fund Balance July 1, 2019		\$239,897.27				

		Original Total Budget	Current Month Actual	YTD Actual Activity	Forecasted Remaining Budget	% Budget Remaining
Fund: 600 - DEBT RETIREMENT INTEREST						
Revenue						
600-10-41000-10	REAL & SECURED PROPERTY TAXES	169,029.00	5,377.30	107,373.99	61,655.01	36.5%
600-10-41050-10	UNSECURED PERS PROPERTY TAXES	13,736.00	404.71	10,723.21	3,012.79	21.9%
600-10-41200-10	SRP CONTRIBUTIONS	5,082.00	-	2,251.74	2,830.26	55.7%
600-10-45700-10	INVESTMENT EARNINGS	1,500.00	124.26	1,141.39	358.61	23.9%
Revenue Total:		\$ 189,347.00	\$ 5,906.27	\$ 121,490.33	\$ 67,856.67	35.8%
Expense						
600-10-63150-10	FINANCIAL RESERVE	92,022.23	9.44	9.96	92,012.27	100.0%
600-60-70550-10	DEBT SERVICE EXPENDITURE - INTEREST	139,122.80	-	69,430.51	69,692.29	50.1%
Expense Total:		\$ 231,145.03	\$ 9.44	\$ 69,440.47	\$ 161,704.56	70.0%
Net Financial Sources (Uses):		\$ (41,798.03)	\$ 5,896.83	\$ 52,049.86	\$ (93,847.89)	
Beginning Restricted Fund Balance July 1, 2019		\$41,798.03				

Superstition Fire & Medical District Monthly Pinal County Treasurer's Bank Account Reconciliation

100 General Fund

Reconciliation References:

BB	Previous month's bank ending balance / current month's bank beginning balance
A	Interest Income
B	Current month's Pinal County real property tax receipts
C	Current month's Pinal County personal property tax receipts
D	Current month's Maricopa County tax receipts
E	Current month's deposits
F	Current month's revenue transfer from 150 Fund
G	Current month's Accounts Payable disbursements
H	Current month's Payroll disbursements
I	Payroll wire service fees
J	Current month's refunded interest
K	Current month's bank ending balance
L	Accounts Payable checks outstanding at month-end
M	Payroll checks outstanding at month-end
N	Current month's deposit's in bank / not in book
O	Accounts Payable checks in book / not posted at bank
P	Payroll clearing account balance at month-end
Q	Electronic / ACH clearing bank account balance at month-end
R	Cash Balance per G/L Balance Sheet
S	Chase MasterCard credit card payment – warrant #1102029735 (paid 3/11/2020)



**Superstition Fire & Medical District
General (Fund 100) Cash Reconciliation
Fiscal Year 2019 - 2020
3/31/2020**

Book Balance as of:	3/1/2020			<u>(4,749,526.99)</u>
---------------------	----------	--	--	-----------------------

BB

Activity During the Month

Journal Entries:

Interest Income (Expense):	4,321.83		4,321.83
Cash Receipts			

2015 Real Estate Taxes			-
2016 Real Estate Taxes			-
2017 Real Estate Taxes			0.00
2018 Real Estate Taxes	4.86		4.86
2019 Real Estate Taxes	437,500.55		436,349.30
2003 Pers. Prop. Taxes	218.72		218.72
2007 Pers. Prop. Taxes	106.74		106.74
2010 Pers. Prop. Taxes			0.00
2011 Pers. Prop. Taxes	38.50		38.50
2012 Pers. Prop. Taxes			0.00
2013 Pers. Prop. Taxes	1.82		1.82
2014 Pers. Prop. Taxes	2.85		2.85
2015 Pers. Prop. Taxes	53.00		53.00
2016 Pers. Prop. Taxes	261.90	(11.26)	250.64
2017 Pers. Prop. Taxes	320.66	(3,219.43)	(2,898.77)
2018 Pers. Prop. Taxes	445.20	(501.56)	(56.36)
2019 Pers. Prop. Taxes	37,751.15	(23.33)	37,727.82
SRP Contributions			-
FDAT			0.00
Maricopa County Taxes	277.81		277.81
Deposits	41,514.29		41,514.29
Revenue Transfer	565.20		565.20

Cash Disbursements

A) Accounts Payable Activity	(449,893.73)		(449,893.73)
B) Payroll Activity	(923,101.59)		(923,101.59)
C) Payroll Wire Fees	(50.00)		(50.00)
D) Stop Payment Fee			-
D) Transfer in / Out			-
D) Transfer in / Out			-
D) Transfer in / Out			-
E) Refund Interest	(394.22)		(394.22)

<u>\$523,385.08</u>	<u>(1,373,439.54)</u>	<u>(5,604,488.28)</u>
---------------------	-----------------------	-----------------------

Pinal County Bank Balance

Ending Bank Balance as of:	3/31/2020	Balance from YTD Column	2,096,982.37
----------------------------	-----------	-------------------------	--------------

Less: Line of Credit Advances
Less: Line of Credit Interest
Plus: Line of Credit Payments

Less: Outstanding Warrants

Less: Deposits in bank / not in book
Less: Outstanding Warrants / did not post at bank in time

A/P	(150,453.98)	
Payroll	(89,365.16)	(239,819.14)
	(400.00)	(400.00)
	(29,953.52)	(29,953.52)
		<u>1,826,809.71</u>

Cash Balance in Payroll Clearing Account	100.00
Cash Balance in Electronic / ACH Clearing Account	400.00
Petty Cash	100.00
	<u>1,827,409.71</u>

Prepared by: [Signature] 4/6/2020
Reviewed by: Roger Wood 4/6/2020

Balance per B/S	1,827,409.71
Difference	0.00



Pinal County Treasurer

Monthly Statement

Date Range: 3/1/2020 to 3/31/2020

Account	Period	YTD		
6116421001	Superstition Fire & Medical District			
Begin Balance:	2,927,190.20	2,323,341.02		
Income:	518,478.25	11,397,558.90		
LOC Advance:	.00	368,346.75		
Expense:	(1,348,686.08)	(11,623,917.55)	LOC:	.00
LOC Payments:	.00	(368,346.75)	Warrants Outstanding:	(239,819.14)
Cash Balance:	(K) 2,096,982.37	2,096,982.37	End:	1,857,163.23

Monthly Statement Summary

Source Code	Description	MTDAmount	YTDAmount
6116421001	Superstition Fire & Medical District	Beginning Balance: 2,927,190.20	2,323,341.02
11100.2015	2015 Real Estate Taxes	.00	2.54
11100.2016	2016 Real Estate Taxes	.00	4.51
11100.2017	2017 Real Estate Taxes	.00	2.43
11100.2018	2018 Real Estate Taxes	4.86	172,583.51
11100.2019	2019 Real Estate Taxes	436,349.30	8,618,202.87
12100.2003	2003 Personal Property Taxes	218.72	218.72
12100.2007	2007 Personal Property Taxes	106.74	106.74
12100.2008	2008 Personal Property Taxes	.00	1.06
12100.2009	2009 Personal Property Taxes	.00	14.95
12100.2010	2010 Personal Property Taxes	.00	138.84
12100.2011	2011 Personal Property Taxes	38.50	203.88
12100.2012	2012 Personal Property Taxes	.00	240.29
12100.2013	2013 Personal Property Taxes	1.82	449.78
12100.2014	2014 Personal Property Taxes	2.85	883.29
12100.2015	2015 Personal Property Taxes	53.00	1,148.01
12100.2016	2016 Personal Property Taxes	250.64	3,645.00
12100.2017	2017 Personal Property Taxes	(2,898.77)	2,842.92
12100.2018	2018 Personal Property Taxes	(56.36)	22,692.76
12100.2019	2019 Personal Property Taxes	37,727.82	834,907.61
14100.0	Salt River Contribution	.00	182,722.91
15130.0	Contributions Fire Assistance	.00	400,000.00
15150.0	Maricopa County Tax Collection	277.81	12,631.37
21100.40	Wells Fargo Bank Investment Interest	46.59	413.77
21100.41	Wells Fargo Repo Investment Interest	.00	4,711.97
21100.43	Wells Fargo Trust Investment Interest	18.44	218.58
21100.46	Wells Fargo Investment Investment Interest	1,457.48	5,572.88
21100.47	WF Money Market Investment Interest	419.87	612.56
21100.48	WF Brokerage Account Investment Interest	.00	626.16
21100.55	Multi-Bank Securities Investment Interest	534.02	2,295.03
21100.70	Vining Sparks Investment Interest	1,035.34	13,138.06
21100.80	Stifel Nicolaus & Company Investment Interest	810.09	4,603.12
73160.0	Deposits	41,514.29	727,292.68
76100.0	Revenue Transfer	565.20	16,083.35
76100.0	Line of Credit Advance	.00	368,346.75
90400.0	Refund Interest	(394.22)	(438.61)
90930.0	Warrants Redeemed	(449,893.73)	(4,363,417.68)
91010.0	Line of Credit Payments	.00	(368,346.75)
91020.0	Line of Credit Interest Payment	.00	(882.19)

(B) \$436,354.16

(C) \$35,444.96

(D)

(A) \$4,321.83

(E) (F)

(J) (G)



Pinal County Treasurer

Monthly Statement

Date Range: 3/1/2020 to 3/31/2020

91220.0	Disbursed by County Treasurer		(898,348.13)	(6,890,357.32)
91280.0	Outgoing Wire Fee		(40.00)	(380.00)
91290.0	Outgoing Wire Surcharge		(10.00)	(95.00)
Ending Balance:			2,096,982.37	2,096,982.37

① \$5000 }

Monthly Statement Detail

Date	Notes	Doc #	Amount	C/D
6116421001 Superstition Fire & Medical District			Beginning Balance: 2,927,190.20	
11100.2018 2018 Real Estate Taxes			Source Code Total: 4.86	
03/24	Tax Distribution	0	2.43	C
03/25	Tax Distribution	0	2.43	C
11100.2019 2019 Real Estate Taxes			Source Code Total: 436,349.30	
03/02	Tax Distribution	0	3,250.64	C
03/02	Tax Distribution	0	20,949.06	C
03/02	Tax Distribution	0	8,875.06	C
03/02	Tax Distribution	0	2,707.87	C
03/03	Tax Distribution	0	7,232.48	C
03/03	Tax Distribution	0	9,930.47	C
03/03	Tax Distribution	0	2,603.82	C
03/04	Tax Distribution	0	6,148.23	C
03/04	Tax Distribution	0	7,517.93	C
03/04	Tax Distribution	0	9,158.40	C
03/04	Tax Distribution	0	6,042.83	C
03/04	Tax Distribution	0	9,027.54	C
03/05	Tax Distribution	0	3,732.22	C
03/05	Tax Distribution	0	8,717.21	C
03/05	Tax Distribution	0	12,455.68	C
03/05	Tax Distribution	0	7,334.47	C
03/06	Tax Distribution	0	1,480.43	C
03/06	Tax Distribution	0	8,326.73	C
03/06	Tax Distribution	0	2,229.03	C
03/06	Tax Distribution	0	7,095.58	C
03/09	Tax Distribution	0	(381.69)	C
03/09	Tax Distribution	0	3,523.84	C
03/09	Tax Distribution	0	4,770.75	C
03/09	Tax Distribution	0	1,362.04	C
03/09	Tax Distribution	0	2,152.84	C
03/09	Tax Distribution	0	7,665.68	C
03/10	Tax Distribution	0	8,001.05	C
03/10	Tax Distribution	0	4,258.30	C
03/11	Tax Distribution	0	3,995.64	C
03/11	Tax Distribution	0	1,552.09	C
03/11	Tax Distribution	0	4,892.83	C
03/11	Tax Distribution	0	6,923.34	C
03/12	Tax Distribution	0	6,342.35	C
03/12	Tax Distribution	0	3,131.32	C
03/12	Tax Distribution	0	3,006.56	C
03/13	Tax Distribution	0	2,689.01	C
03/13	Tax Distribution	0	3,483.32	C
03/13	Tax Distribution	0	2.62	C
03/16	Tax Distribution	0	3,058.71	C
03/16	Tax Distribution	0	2,067.91	C
03/16	Tax Distribution	0	7,840.41	C
03/17	Tax Distribution	0	(116.33)	C
03/17	Tax Distribution	0	6,861.13	C
03/17	Tax Distribution	0	8,807.65	C
03/17	Tax Distribution	0	13,230.53	C

38169
116 33
116 32
536 91

\$1151²⁵

\$437500⁵⁵



Pinal County Treasurer

Monthly Statement

Date Range: 3/1/2020 to 3/31/2020

03/17 Tax Distribution	0	4,454.68	C
03/18 Tax Distribution	0	6,560.10	C
03/18 Tax Distribution	0	9,823.90	C
03/18 Tax Distribution	0	4,840.91	C
03/18 Tax Distribution	0	2,056.35	C
03/18 Tax Distribution	0	5,613.10	C
03/19 Tax Distribution	0	736.53	C
03/19 Tax Distribution	0	7,966.37	C
03/19 Tax Distribution	0	2,120.48	C
03/20 Tax Distribution	0	3,424.85	C
03/20 Tax Distribution	0	13,584.40	C
03/20 Tax Distribution	0	941.40	C
03/20 Tax Distribution	0	7,060.85	C
03/23 Tax Distribution	0	3,153.49	C
03/23 Tax Distribution	0	5,497.88	C
03/23 Tax Distribution	0	13,535.67	C
03/23 Tax Distribution	0	1,675.29	C
03/24 Tax Distribution	0	(116.32)	C
03/24 Tax Distribution	0	2,025.60	C
03/24 Tax Distribution	0	592.87	C
03/24 Tax Distribution	0	5,742.33	C
03/24 Tax Distribution	0	6,328.25	C
03/25 Tax Distribution	0	3,882.69	C
03/25 Tax Distribution	0	7,365.47	C
03/25 Tax Distribution	0	4,071.80	C
03/25 Tax Distribution	0	3,047.63	C
03/26 Tax Distribution	0	2,218.41	C
03/26 Tax Distribution	0	1,251.03	C
03/26 Tax Distribution	0	2,260.79	C
03/26 Tax Distribution	0	4,993.08	C
03/26 Tax Distribution	0	2,239.64	C
03/27 Tax Distribution	0	2,012.73	C
03/27 Tax Distribution	0	2,868.83	C
03/27 Tax Distribution	0	5,731.23	C
03/27 Tax Distribution	0	1,157.45	C
03/30 Tax Distribution	0	(536.91)	C
03/30 Tax Distribution	0	2,989.30	C
03/30 Tax Distribution	0	7,736.13	C
03/30 Tax Distribution	0	4,263.69	C
03/30 Tax Distribution	0	3,240.45	C
03/31 Tax Distribution	0	315.88	C
03/31 Tax Distribution	0	8,260.04	C
03/31 Tax Distribution	0	4,516.09	C
03/31 Tax Distribution	0	907.29	C
12100.2003 2003 Personal Property Taxes		Source Code Total: 218.72	
03/06 Tax Distribution	0	218.72	C
12100.2007 2007 Personal Property Taxes		Source Code Total: 106.74	
03/24 Tax Distribution	0	106.74	C
12100.2011 2011 Personal Property Taxes		Source Code Total: 38.50	
03/03 Tax Distribution	0	34.70	C
03/06 Tax Distribution	0	3.80	C
12100.2013 2013 Personal Property Taxes		Source Code Total: 1.82	
03/09 Tax Distribution	0	1.82	C
12100.2014 2014 Personal Property Taxes		Source Code Total: 2.85	
03/12 Tax Distribution	0	2.85	C
12100.2015 2015 Personal Property Taxes		Source Code Total: 53.00	
03/12 Tax Distribution	0	6.60	C




Pinal County Treasurer

Monthly Statement

Date Range: 3/1/2020 to 3/31/2020

03/16 Tax Distribution	0	46.40	C	
12100.2016 2016 Personal Property Taxes		Source Code Total: 250.64		
03/04 Tax Distribution	0	.06	C	+1125
03/05 Tax Distribution	0	188.67	C	
03/10 Tax Distribution	0	.01	C	261 ⁹⁰
03/11 Tax Distribution	0	(11.26)	C	
03/11 Tax Distribution	0	16.28	C	
03/16 Tax Distribution	0	46.44	C	
03/17 Tax Distribution	0	7.78	C	
03/23 Tax Distribution	0	2.66	C	
12100.2017 2017 Personal Property Taxes		Source Code Total: (2,898.77)		
03/03 Tax Distribution	0	6.27	C	+321943
03/04 Tax Distribution	0	25.07	C	
03/05 Tax Distribution	0	78.06	C	
03/06 Tax Distribution	0	(.01)	C	320 ⁶⁶
03/10 Tax Distribution	0	(2,723.14)	C	
03/11 Tax Distribution	0	(496.28)	C	
03/11 Tax Distribution	0	16.29	C	
03/16 Tax Distribution	0	46.45	C	
03/23 Tax Distribution	0	73.84	C	
03/23 Tax Distribution	0	65.78	C	
03/31 Tax Distribution	0	8.90	C	
12100.2018 2018 Personal Property Taxes		Source Code Total: (56.36)		
03/02 Tax Distribution	0	5.85	C	+50156
03/03 Tax Distribution	0	61.08	C	
03/04 Tax Distribution	0	47.84	C	
03/05 Tax Distribution	0	140.08	C	445 ²⁰
03/09 Tax Distribution	0	3.74	C	
03/11 Tax Distribution	0	(501.56)	C	
03/11 Tax Distribution	0	16.29	C	
03/16 Tax Distribution	0	65.08	C	
03/26 Tax Distribution	0	95.84	C	
03/27 Tax Distribution	0	9.40	C	
12100.2019 2019 Personal Property Taxes		Source Code Total: 37,727.82		
03/02 Tax Distribution	0	610.03	C	+2333
03/02 Tax Distribution	0	1,124.90	C	
03/02 Tax Distribution	0	1,132.33	C	
03/02 Tax Distribution	0	185.14	C	37751 ¹⁵
03/03 Tax Distribution	0	1,019.63	C	
03/03 Tax Distribution	0	756.47	C	
03/03 Tax Distribution	0	339.84	C	
03/04 Tax Distribution	0	663.92	C	
03/04 Tax Distribution	0	255.58	C	
03/04 Tax Distribution	0	96.13	C	
03/04 Tax Distribution	0	291.75	C	
03/04 Tax Distribution	0	417.82	C	
03/04 Tax Distribution	0	542.06	C	
03/05 Tax Distribution	0	1,256.56	C	
03/05 Tax Distribution	0	244.02	C	
03/05 Tax Distribution	0	241.93	C	
03/06 Tax Distribution	0	93.69	C	
03/06 Tax Distribution	0	107.41	C	
03/06 Tax Distribution	0	303.07	C	
03/09 Tax Distribution	0	430.65	C	
03/09 Tax Distribution	0	161.94	C	
03/09 Tax Distribution	0	390.27	C	
03/10 Tax Distribution	0	925.63	C	

Handwritten notes:
 .01
 272314
 496.28
 3,219.43

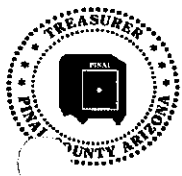


Pinal County Treasurer

Monthly Statement

Date Range: 3/1/2020 to 3/31/2020

03/10 Tax Distribution	0	130.82	C
03/10 Tax Distribution	0	451.42	C
03/11 Tax Distribution	0	91.32	C
03/11 Tax Distribution	0	318.29	C
03/11 Tax Distribution	0	496.66	C
03/12 Tax Distribution	0	101.82	C
03/12 Tax Distribution	0	464.93	C
03/12 Tax Distribution	0	111.74	C
03/13 Tax Distribution	0	(23.33)	C
03/13 Tax Distribution	0	30.63	C
03/13 Tax Distribution	0	6.51	C
03/16 Tax Distribution	0	1,692.70	C
03/16 Tax Distribution	0	144.86	C
03/17 Tax Distribution	0	293.42	C
03/17 Tax Distribution	0	327.89	C
03/17 Tax Distribution	0	1,103.97	C
03/17 Tax Distribution	0	390.65	C
03/18 Tax Distribution	0	297.15	C
03/18 Tax Distribution	0	97.11	C
03/18 Tax Distribution	0	513.19	C
03/18 Tax Distribution	0	461.20	C
03/19 Tax Distribution	0	180.27	C
03/19 Tax Distribution	0	49.01	C
03/20 Tax Distribution	0	88.22	C
03/20 Tax Distribution	0	73.50	C
03/20 Tax Distribution	0	42.80	C
03/20 Tax Distribution	0	329.34	C
03/23 Tax Distribution	0	151.77	C
03/23 Tax Distribution	0	474.90	C
03/23 Tax Distribution	0	11,735.78	C
03/23 Tax Distribution	0	367.57	C
03/24 Tax Distribution	0	616.41	C
03/24 Tax Distribution	0	643.50	C
03/24 Tax Distribution	0	300.89	C
03/25 Tax Distribution	0	582.22	C
03/25 Tax Distribution	0	256.35	C
03/26 Tax Distribution	0	1.33	C
03/26 Tax Distribution	0	216.15	C
03/26 Tax Distribution	0	338.03	C
03/26 Tax Distribution	0	83.69	C
03/27 Tax Distribution	0	131.38	C
03/27 Tax Distribution	0	93.97	C
03/27 Tax Distribution	0	291.15	C
03/27 Tax Distribution	0	92.62	C
03/30 Tax Distribution	0	348.86	C
03/30 Tax Distribution	0	156.11	C
03/30 Tax Distribution	0	353.13	C
03/31 Tax Distribution	0	411.66	C
03/31 Tax Distribution	0	223.49	C
150.0 Maricopa County Tax Collection		Source Code Total: 277.81	
03/13 Superstition Fire Proceeds from Maricopa Co Wired	0	277.81	C
21100.40 Wells Fargo Bank Investment Interest		Source Code Total: 46.59	
03/02 Investment Interest	0	46.59	C
21100.43 Wells Fargo Trust Investment Interest		Source Code Total: 18.44	
03/03 Investment Interest	0	18.44	C
21100.46 Wells Fargo Investment Investment Interest		Source Code Total: 1,457.48	
03/10 Investment Interest	0	459.01	C



Pinal County Treasurer

Monthly Statement

Date Range: 3/1/2020 to 3/31/2020

03/13 Investment Interest	0	275.16	C
03/30 Investment Interest	0	115.58	C
03/31 Investment Interest	0	607.73	C
21100.47 WF Money Market Investment Interest		Source Code Total: 419.87	
03/03 Investment Interest	0	419.87	C
21100.55 Multi-Bank Securities Investment Interest		Source Code Total: 534.02	
03/16 Investment Interest	0	199.49	C
03/30 Investment Interest	0	334.53	C
21100.70 Vining Sparks Investment Interest		Source Code Total: 1,035.34	
03/11 Investment Interest	0	379.95	C
03/17 Investment Interest	0	213.44	C
03/18 Investment Interest	0	441.95	C
21100.80 Stifel Nicolaus & Company Investment Interest		Source Code Total: 810.09	
03/03 Investment Interest	0	240.10	C
03/03 Investment Interest	0	309.97	C
03/04 Investment Interest	0	64.64	C
03/06 Investment Interest	0	114.83	C
03/16 Investment Interest	0	80.55	C
73160.0 Deposits		Source Code Total: 41,514.29	
03/05 WIRED MONEY TO GENERAL FUND	0	350.00	C
03/11 100.10.43500.41 J Ehrlich/inv 5816/CASH	0	17.00	C
03/11 100.10.42600.15 Metro Reporting/inv 5815/112333068	0	20.00	C
03/11 100.10.42600.15 A Salene/inv 5806/ck 5806	0	20.00	C
03/11 100.10.42600.15 Cook Law/inv 5807/ck 7455	0	20.00	C
03/11 100.10.42500.50 L&H Arizona Venture/5814/10124	0	20.00	C
03/11 100.10.42500.50 D Hansen /inv 5809/ck 3028	0	20.00	C
03/11 100.10.42500.50 Image EyeCare/inv 5810/ck 5051	0	20.00	C
03/11 100.10.42500.50 Ideal Cars/inv 5811/ck 42420	0	20.00	C
03/11 100.10.42500.50 Kranky's ATV/inv 5812/ck 1337	0	20.00	C
03/11 100.10.42500.50 AR Foote Chiro/inv 5813/ck 1691	0	20.00	C
03/11 100.10.42500.50	0	20.00	C
03/11 100.10.42700.50 AZ Auto Gates/inv 5808/ck 1150	0	250.00	C
03/11 100.10.42700.50 Honest Engine/inv 5707/ck 431	0	100.00	C
03/11 100.10.42700.50 Sunhaven RV/inv 5728/ck 1385	0	100.00	C
03/11 100.10.45900.10 SRC Oil/inv 5802/ck 11329	0	6.00	C
03/11 100.10.43200.20 FLOFD/inv 5776/ck 115881	0	976.38	C
03/11 100.10.53965.10 P Bourgeois/inv 5753/ck 4118	0	1,271.58	C
03/11 100.10.53965.10 PSPRS/inv 5754/ck 210859	0	663.51	C
03/11 100.10.53965.10 D Montgomery/inv 5752/ck 7703	0	545.84	C
03/11 100.10.53965.10 J Kevin/inv 5796/ck 629008085	0	276.10	C
03/11 100.10.42075.41 AZ Ren Fair/inv 5790/ck 17935	0	16,270.03	C
03/12 WIRED MONEY TO GENERAL FUND	0	100.00	C
03/19 WIRED MONEY TO GENERAL FUND	0	600.00	C
03/26 WIRED MONEY TO GENERAL FUND	0	200.00	C
03/31 100.10.42700.50 ArizumaCntryEst/inv 5832/ck 2620	0	100.00	C
03/31 OurSaviorsLutheran/inv 5794/10916	0	100.00	C
03/31 SuperstitionMtnResort/inv 5793/2053	0	100.00	C
03/31 100.10.45900.10 Bancard/inv 5838/ck 203922	0	4.93	C
03/31 100.20.62140.20 McNeil & Co/inv 5819/ck 115105	0	50.00	C
03/31 McNeil & Co/inv 5818/ck 115108	0	295.48	C
03/31 100.10.43200.20 FloFD/inv 5781,5782/ck 115998	0	8,224.20	C
03/31 100.10.42025.41 AZ Forestry/inv 5800/ck 9591404	0	4,305.00	C
03/31 100.10.42200.41 Antenna Sites/inv 5817/ck 20272	0	747.37	C
03/31 100.10.42500.50 Taylor Kim DDS / inv 5821 / ck 107	0	20.00	C
03/31 100.10.42500.50 AJ Mini Storage / inv 5822 / ck 52	0	20.00	C
03/31 100.10.42500.50 Bass Addict / inv 5835 / ck 2369	0	20.00	C
03/31 100.10.42600.15 Armada Analytics/inv 5829/ck 10008	0	20.00	C



Pinal County Treasurer

Monthly Statement

Date Range: 3/1/2020 to 3/31/2020

03/31	100.10.42600.15 Armada Analytics/inv 5824/ck 9978	0	20.00	C
03/31	100.10.42600.15 Armada Analytics/inv 5823/ck 9977	0	20.00	C
03/31	100.10.42700.50 E Madrigal /inv 5836 / ck 593	0	100.00	C
03/31	100.10.42700.50 N Madrigal / inv 5837 / ck 1475	0	100.00	C
03/31	100.10.42700.50 Ironwood MHP / inv 5827 / ck 3139	0	100.00	C
03/31	#REF!	0	100.00	C
03/31	100.10.42700.50 SprsttnLookoutRV/inv 5825/ck 15408	0	100.00	C
03/31	100.10.42700.50 Sierra Leone MHP / inv 5826/ck 303	0	100.00	C
03/31	100.10.42700.50 Sunrise RV / inv 5842 /ck 76100196	0	100.00	C
03/31	100.10.43500.41 K Matthews / inv 5846 / CASH	0	6.00	C
03/31	100.10.42600.15 MetroReporting/5843/112343821	0	20.00	C
03/31	100.10.42600.15 F Richardson / inv 5844 / ck 30772	0	20.00	C
03/31	100.10.42075.41 AZ Ren Fair / inv 5828 / ck 18309	0	4,794.87	C
73750.0 Revenue Transfer			Source Code Total: 565.20	
03/31	Transfer Ambo Supplies Expense from 150 Fund	0	565.20	C
90400.0 Refund Interest			Source Code Total: (394.22)	
03/05	163342 B06-80-00501 2017 Adjustment/Corr Refund	163342	(7.09)	D
03/10	163397 B99-96-81207 2017 Adjustment/Corr Refund	163397	(160.97)	D
03/10	163397 B99-96-81207 2017 Adjustment/Corr Refund	163397	(128.88)	D
03/11	163415 B99-93-55402 2016 Adjustment/Corr Refund	163415	(1.90)	D
03/11	163415 B99-93-55402 2017 Adjustment/Corr Refund	163415	(59.42)	D
03/11	163415 B99-93-55402 2018 Adjustment/Corr Refund	163415	(35.04)	D
03/25	163637 103-35-501B8 2019 Adjustment/Corr Refund	163637	(.92)	D
30.0 Warrants Redeemed			Source Code Total: (449,893.73)	
03/03	Paid Warrants	0	(37,772.57)	D
03/04	Paid Warrants	0	(11,955.06)	D
03/05	Paid Warrants	0	(103,123.63)	D
03/06	Paid Warrants	0	(6,523.70)	D
03/09	Paid Warrants	0	(110,629.28)	D
03/10	Paid Warrants	0	(21,671.73)	D
03/11	Paid Warrants	0	(20,926.25)	D
03/12	Paid Warrants	0	(1,689.96)	D
03/13	Paid Warrants	0	(2,475.00)	D
03/16	Paid Warrants	0	(38,435.48)	D
03/17	Paid Warrants	0	(13,925.43)	D
03/18	Paid Warrants	0	(2,902.45)	D
03/19	Paid Warrants	0	(150.00)	D
03/20	Paid Warrants	0	(6,787.86)	D
03/23	Paid Warrants	0	(65.76)	D
03/24	Paid Warrants	0	(34,556.43)	D
03/25	Paid Warrants	0	(15,494.83)	D
03/26	Paid Warrants	0	(13,771.98)	D
03/27	Paid Warrants	0	(5,070.28)	D
03/30	Paid Warrants	0	(1,396.62)	D
03/31	Paid Warrants	0	(569.43)	D
91220.0 Disbursed by County Treasurer			Source Code Total: (898,348.13)	
03/05	Fire Employees Payroll Direct Deposit	0	(250,324.64)	D
03/05	Fire District Federal & State P/R Taxes	0	(57,419.96)	D
03/05	Fire District 457, union dues, pac	0	(45,261.90)	D
03/05	Fire HSA	0	(9,253.74)	D
03/05	Fire PSPRS	0	(99,403.34)	D
03/19	Fire Employees Payroll Direct Deposit	0	(235,660.37)	D
03/19	Fire District Federal & State P/R Taxes	0	(53,448.11)	D
03/19	Fire District 457, union dues, pac	0	(44,242.32)	D
03/19	Fire HSA	0	(9,449.78)	D
03/19	Fire PSPRS	0	(93,883.97)	D
91280.0 Outgoing Wire Fee			Source Code Total: (40.00)	



Pinal County Treasurer

Monthly Statement

Date Range: 3/1/2020 to 3/31/2020

03/05 Wire Transfer Chg P/R	0	(20.00)	D
03/19 Wire Transfer Chg P/R	0	(20.00)	D
91290.0 Outgoing Wire Surcharge			Source Code Total: (10.00)
03/05 Wire Transfer Chg P/R	0	(5.00)	D
03/19 Wire Transfer Chg P/R	0	(5.00)	D
6116421001 Superstition Fire & Medical District			Ending Balance: 2,096,982.37

Warrant Detail

Payee Name	Warrant	Amount	Issue Dt	Status	Voucher
------------	---------	--------	----------	--------	---------

6116421001 Superstition Fire & Medical District Account Total: 689,712.87

Fund: 1102 Fund Total: 469,500.83
 Status: OUTS Status Total: 150,453.98 (L)

PINAL COUNTY COMMUNITY COLLEGE	1102028922	6,642.50	06/12/19	06/12/19	
CADWELL IRREVOCABLE TRUST III	1102029393	275.19	11/20/19	11/21/19	
APACHE JUNCTION UNIFIED	1102029698	5,351.48	03/04/20	03/04/20	
FOOTHILLS PUBLISHING INC	1102029709	103.76	03/04/20	03/04/20	
APACHE JUNCTION UNIFIED	1102029732	5,355.92	03/11/20	03/11/20	
TOSHIBA BUSINESS SOLUTIONS,INC	1102029745	172.16	03/11/20	03/11/20	
ARIZONA BEST SEAL TEAM, DBA:	1102029769	1,093.34	03/18/20	03/18/20	
PHOENIX TECHNOLOGY SOLUTIONS	1102029775	66.00	03/18/20	03/18/20	
GEOF SHIVELY	1102029780	621.00	03/18/20	03/18/20	
AETNA BEHAVIORAL HEALTH, LLC	1102029783	814.08	03/25/20	03/25/20	
AFLAC	1102029784	4,779.68	03/25/20	03/25/20	
WATER UTILITIES COMM FD DBA	1102029785	34.65	03/25/20	03/25/20	
ARIZONA WATER COMPANY, INC.	1102029786	648.61	03/25/20	03/25/20	
AT&T CORP	1102029787	943.73	03/25/20	03/25/20	
CAREFUSION 203, INC	1102029788	13.70	03/25/20	03/25/20	
COOKSON DOOR SALES OF AZ, INC	1102029789	408.00	03/25/20	03/25/20	
DELTA DENTAL OF ARIZONA	1102029790	5,380.04	03/25/20	03/25/20	
DELTA DENTAL INSURANCE COMPANY	1102029791	337.36	03/25/20	03/25/20	
ROBERT E DEBOW JR. CONST, INC.	1102029792	1,793.34	03/25/20	03/25/20	
ELLIOTT AUTO SUPPLY CO, INC.	1102029793	736.90	03/25/20	03/25/20	
FIRST CALL AUTO & INDUSTRIAL	1102029794	494.77	03/25/20	03/25/20	
FRONTIER SHOP SUPPLIES, INC	1102029795	565.20	03/25/20	03/25/20	
GINCO PLUMBING LLC	1102029796	375.00	03/25/20	03/25/20	
L.N. CURTIS & SONS	1102029799	939.44	03/25/20	03/25/20	
REDBURN TIRE COMPANY, INC.	1102029801	14,968.73	03/25/20	03/25/20	
RV STRIPES & GRAPHICS, INC.	1102029802	983.75	03/25/20	03/25/20	
GARY A. SMITH, MD, PLLC	1102029803	7,500.00	03/25/20	03/25/20	
STANDARD INSURANCE COMPANY	1102029804	5,207.70	03/25/20	03/25/20	
SUPERSTITION SAFETY SERV, LLC	1102029805	99.01	03/25/20	03/25/20	
MATLICK ENTERPRISES INC DBA	1102029806	5,275.40	03/25/20	03/25/20	
UNITED HEALTHCARE INSURANCE CO	1102029808	72,627.08	03/25/20	03/25/20	
VISION SERVICE PLAN	1102029809	797.36	03/25/20	03/25/20	
WAXIE'S ENTERPRISES, INC	1102029810	5,049.10	03/25/20	03/25/20	

Status: PAID Status Total: 319,046.85

CINDY ELBERT INSURANCE SERVICE	1102029647	33,159.00	02/12/20	03/03/20	
CTS	1102029649	160.00	02/12/20	03/03/20	
TOSHIBA BUSINESS SOLUTIONS,INC	1102029655	172.16	02/12/20	03/05/20	
AA COOLING AND HEATING LLC	1102029658	2,641.68	02/26/20	03/04/20	
AETNA BEHAVIORAL HEALTH, LLC	1102029659	814.08	02/26/20	03/04/20	
A.F.D.A.	1102029660	676.67	02/26/20	03/06/20	
ARIZONA PROPANE LP	1102029661	1,760.22	02/26/20	03/09/20	
WATER UTILITIES COMM FD DBA	1102029662	165.56	02/26/20	03/06/20	
ARIZONA WATER COMPANY, INC.	1102029663	796.46	02/26/20	03/05/20	
ARIZONA PPE RECON, INC.	1102029664	562.50	02/26/20	03/03/20	
AT&T CORP	1102029665	943.73	02/26/20	03/05/20	
BRENDEN ESPIE	1102029666	1,875.00	02/26/20	03/04/20	
CENTRAL ARIZONA SUPPLY	1102029667	133.52	02/26/20	03/04/20	
JASON CHAPMAN	1102029668	621.00	02/26/20	03/09/20	



Pinal County Treasurer

Monthly Statement

Date Range: 3/1/2020 to 3/31/2020

CITY OF APACHE JUNCTION	1102029669	5,277.29	02/26/20	03/06/20
CITY OF MESA	1102029670	13,216.26	02/26/20	03/05/20
COOKSON DOOR SALES OF AZ, INC	1102029671	3,488.55	02/26/20	03/05/20
DELTA DENTAL OF ARIZONA	1102029672	5,380.08	02/26/20	03/05/20
DELTA DENTAL INSURANCE COMPANY	1102029673	337.36	02/26/20	03/05/20
DONNOE & ASSOCIATES, INC	1102029674	840.00	02/26/20	03/05/20
FIRST CALL AUTO & INDUSTRIAL	1102029675	3,423.36	02/26/20	03/10/20
CSC ELECTRICAL CONTRACTOR, LLC	1102029676	395.84	02/26/20	03/03/20
FREIGHTLINER OF ARIZONA, LLC	1102029677	674.76	02/26/20	03/03/20
FRONTIER SHOP SUPPLIES, INC	1102029678	226.52	02/26/20	03/09/20
GINCO PLUMBING LLC	1102029679	606.39	02/26/20	03/04/20
LIBERTY WATER COMPANY, INC.	1102029680	50.90	02/26/20	03/03/20
LIBERTY WATER COMPANY, INC.	1102029681	99.02	02/26/20	03/03/20
LANDS' END, INC	1102029682	114.25	02/26/20	03/05/20
L.N. CURTIS & SONS	1102029683	1,873.19	02/26/20	03/03/20
RICHARD MOONEY	1102029684	243.22	02/26/20	03/24/20
HFSC - GARY KEITH (NFPA)	1102029685	175.00	02/26/20	03/06/20
THRASH & DANGLE ENTERPRISES	1102029686	64.00	02/26/20	03/17/20
PHOENIX TECHNOLOGY SOLUTIONS	1102029687	66.00	02/26/20	03/04/20
RAY'S PRINTING, INC.	1102029688	164.40	02/26/20	03/04/20
RIGHT AWAY DISPOSAL, LLC	1102029689	229.18	02/26/20	03/06/20
RWC INTERNATIONAL, LTD	1102029690	60.92	02/26/20	03/04/20
STANDARD INSURANCE COMPANY	1102029691	5,207.70	02/26/20	03/05/20
SUPERSTITION SAFETY SERV, LLC	1102029692	269.01	02/26/20	03/04/20
MATLICK ENTERPRISES INC DBA	1102029693	5,324.06	02/26/20	03/04/20
UNITED HEALTHCARE INSURANCE CO	1102029695	72,627.08	02/26/20	03/05/20
V.I. SERVICE PLAN	1102029696	797.36	02/26/20	03/03/20
ADK HARDWARE, LLC	1102029697	11.26	03/04/20	03/11/20
ARIZONA WATER COMPANY, INC.	1102029699	190.49	03/04/20	03/10/20
ARIZONA PPE RECON, INC.	1102029700	7,579.50	03/04/20	03/10/20
ARIZONAWATERCONDITIONING DBA	1102029704	589.69	03/04/20	03/13/20
BENCHMARK INSURANCE COMPANY	1102029705	34,884.44	03/04/20	03/16/20
CLIA LABORATORY PROGRAM	1102029706	180.00	03/04/20	03/24/20
COMMERCIAL OFFICE INT, LLC	1102029707	3,551.04	03/04/20	03/16/20
IGMAN'S FURNITURE REPAIR	1102029708	66.67	03/04/20	03/12/20
WEX BANK DBA	1102029710	1,089.16	03/04/20	03/13/20
HUGHES FIRE EQUIPMENT, INC.	1102029711	22.00	03/04/20	03/11/20
JASON W REYNOLDS	1102029712	1,248.12	03/04/20	03/09/20
LINX AUTO BODY, LLC	1102029713	2,174.59	03/04/20	03/10/20
L.N. CURTIS & SONS	1102029714	3,378.09	03/04/20	03/11/20
SEAN MATUSZEWSKI	1102029715	255.00	03/04/20	03/18/20
MEDIACOM	1102029716	5,691.84	03/04/20	03/10/20
MEDIACOM	1102029717	344.26	03/04/20	03/10/20
MESA DISCOUNT, INC	1102029718	1,113.29	03/04/20	03/12/20
CADWELL IRREVOCABLE TRUST III	1102029719	264.33	03/04/20	03/11/20
SALT RIVER PROJECT	1102029720	2,861.76	03/04/20	03/11/20
KENNETH TREY SCHOW	1102029721	510.00	03/04/20	03/12/20
SOLVENT RECY-CLEAN, INC	1102029722	75.34	03/04/20	03/11/20
SOUTHWEST GAS CORPORATION	1102029723	190.33	03/04/20	03/13/20
JOSIAH STIGLITZ	1102029724	680.00	03/04/20	03/09/20
SUPERSTITION MOUNTAINS CFD #1	1102029725	128.70	03/04/20	03/11/20
MATLICK ENTERPRISES INC DBA	1102029726	2,213.93	03/04/20	03/11/20
UNITED STATES POSTAL SERVICE	1102029727	250.00	03/04/20	03/13/20
WAXIE'S ENTERPRISES, INC	1102029728	1,780.66	03/04/20	03/11/20
POWER ACQUISITION, LLC.	1102029729	430.02	03/04/20	03/10/20
AIR CONDITIONING AND HEATING LLC	1102029730	150.00	03/11/20	03/19/20
AMERIGAS PROPANE LP	1102029731	65.76	03/11/20	03/23/20
BRENDEN ESPIE	1102029733	833.33	03/11/20	03/17/20
BUD'S BULK ICE SERVICE, INC	1102029734	1,215.05	03/11/20	03/24/20
CHASE	1102029735	11,868.51	03/11/20	03/17/20
CITY OF APACHE JUNCTION	1102029739	5,141.11	03/11/20	03/20/20
CITY OF MESA	1102029740	274.00	03/11/20	03/20/20
FIRST CALL AUTO & INDUSTRIAL	1102029741	4,752.62	03/11/20	03/24/20

(S)



Pinal County Treasurer

Monthly Statement

Date Range: 3/1/2020 to 3/31/2020

ST HELEN AUTO & HARDWARE, INC.	1102029743	104.53	03/11/20	03/20/20	
CENTURYLINK	1102029744	1,268.22	03/11/20	03/20/20	
MATLICK ENTERPRISES INC DBA	1102029746	797.16	03/11/20	03/18/20	
UNIFIRST CORPORATION	1102029747	1,159.59	03/11/20	03/17/20	
VERIZON WIRELESS SERVICES LLC	1102029748	1,850.29	03/11/20	03/18/20	
WATER UTILITIES COMM FD DBA	1102029749	130.88	03/18/20	03/31/20	
ARIZONA WATER COMPANY, INC.	1102029750	163.28	03/18/20	03/24/20	
AHS RESCUE LLC	1102029751	369.47	03/18/20	03/25/20	
ARIZONA PPE RECON, INC.	1102029752	12,284.50	03/18/20	03/24/20	
BENCHMARK INSURANCE COMPANY	1102029759	2,586.45	03/18/20	03/24/20	
CENTRAL ARIZONA SUPPLY	1102029760	59.08	03/18/20	03/24/20	
CITY OF MESA	1102029761	13,524.92	03/18/20	03/26/20	
COOKSON DOOR SALES OF AZ, INC	1102029762	1,424.28	03/18/20	03/25/20	
ELLIOTT AUTO SUPPLY CO, INC.	1102029763	1,068.53	03/18/20	03/25/20	
FIRST CALL AUTO & INDUSTRIAL	1102029764	247.06	03/18/20	03/26/20	
FIRST CHOICE AUTO GLASS, INC.	1102029765	345.48	03/18/20	03/30/20	
FREIGHTLINER OF ARIZONA, LLC	1102029766	405.38	03/18/20	03/24/20	
FRONTIER SHOP SUPPLIES, INC	1102029767	499.80	03/18/20	03/30/20	
GINCO PLUMBING LLC	1102029768	300.01	03/18/20	03/25/20	
HUGHES FIRE EQUIPMENT, INC.	1102029770	7,680.50	03/18/20	03/25/20	
KANSAS STATE BANK OF MANHATTAN	1102029771	158.41	03/18/20	03/25/20	
PENGUIN AIR ARIZONA, LLC	1102029772	926.67	03/18/20	03/25/20	
CADWELL IRREVOCABLE TRUST III	1102029773	264.33	03/18/20	03/30/20	
PROSHRED SECURITY ARIZONA	1102029774	36.66	03/18/20	03/25/20	
CENTURYLINK	1102029776	175.71	03/18/20	03/27/20	
RIGHT AWAY DISPOSAL, LLC	1102029777	229.18	03/18/20	03/30/20	
RIPES & GRAPHICS, INC.	1102029778	882.19	03/18/20	03/25/20	
SAN JUAN FORD	1102029779	630.44	03/18/20	03/24/20	
STRYKER SALES CORPORATION	1102029781	4,561.19	03/18/20	03/27/20	
MATLICK ENTERPRISES INC DBA	1102029782	2,648.11	03/18/20	03/25/20	
LIBERTY WATER COMPANY, INC.	1102029797	48.40	03/25/20	03/31/20	
LIBERTY WATER COMPANY, INC.	1102029798	88.46	03/25/20	03/31/20	
PETTY CASHIER/ROGER WOOD	1102029800	57.83	03/25/20	03/30/20	
POWER ACQUISITION, LLC.	1102029811	301.69	03/25/20	03/31/20	
Fund: 1103					Fund Total: 220,212.04
Status: OUTS					Status Total: 89,365.16 m
PUBLIC SAFETY PERSONNEL RETIREMENT SYSTEM	1103018222	89,365.16	02/21/20	02/20/20	
Status: PAID					Status Total: 130,846.88
PUBLIC SAFETY PERSONNEL RETIREMENT SYSTEM	1103018223	106,093.42	02/21/20	03/09/20	
ARIZONA STATE RETIREMENT SYSTEM	1103018224	8,565.18	03/06/20	03/11/20	
US DEPARTMENT OF EDUCATION	1103018225	355.82	03/06/20	03/13/20	
AZ FF RETIREE HEALTH TRUST FUND	1103018226	1,625.00	03/06/20	03/11/20	
SUPPORT PAYMENT CLEARINGHOUSE	1103018227	1,837.67	03/06/20	03/10/20	
ARIZONA STATE RETIREMENT SYSTEM	1103018228	8,573.74	03/20/20	03/24/20	
US DEPARTMENT OF EDUCATION	1103018229	333.38	03/20/20	03/27/20	
AZ FF RETIREE HEALTH TRUST FUND	1103018230	1,625.00	03/20/20	03/24/20	
SUPPORT PAYMENT CLEARINGHOUSE	1103018231	1,837.67	03/20/20	03/24/20	
	Count	Amount			
Total OUTS:	34	239,819.14			
Total PAID:	120	449,893.73			



**Superstition Fire & Medical District
General (Fund 100) Cash Reconciliation
Fiscal Year 2019 - 2020
2/29/2020**

	Deposits (Cash Receipts)	Cash Disbursements	Refunded Taxes	Book Balance
Book Balance as of: 2/1/2020				<u>(2,989,659.64)</u>

BB

Activity During the Month

Journal Entries:

Interest Income (Expense):	4,511.96			4,511.96
Cash Receipts				

2015 Real Estate Taxes				-
2016 Real Estate Taxes				-
2017 Real Estate Taxes				0.00
2018 Real Estate Taxes	62,359.17		(2.43)	62,356.74
2019 Real Estate Taxes	312,787.01		(223.68)	312,563.33
2008 Pers. Prop. Taxes				0.00
2009 Pers. Prop. Taxes				0.00
2010 Pers. Prop. Taxes				0.00
2011 Pers. Prop. Taxes	27.92			27.92
2012 Pers. Prop. Taxes				0.00
2013 Pers. Prop. Taxes	10.02			10.02
2014 Pers. Prop. Taxes	31.11			31.11
2015 Pers. Prop. Taxes	48.45			48.45
2016 Pers. Prop. Taxes	919.66			919.66
2017 Pers. Prop. Taxes	1,023.91			1,023.91
2018 Pers. Prop. Taxes	2,984.81			2,984.81
2019 Pers. Prop. Taxes	31,928.38		(1,380.90)	30,547.48
SRP Contributions				-
FDAT				0.00
Maricopa County Taxes	154.02			154.02
Deposits	105,433.04			105,433.04
Revenue Transfer				0.00

Cash Disbursements

A) Accounts Payable Activity	(784,128.36)			(784,128.36)
B) Payroll Activity	(1,496,270.50)			(1,496,270.50)
C) Payroll Wire Fees	(50.00)			(50.00)
D) Stop Payment Fee				-
D) Transfer In / Out				-
D) Transfer In / Out				-
D) Transfer In / Out				-
E) Refund Interest	(31.04)			(31.04)

\$522,219.46	(2,280,479.90)	<u>(4,749,526.99)</u>
--------------	----------------	-----------------------

Pinal County Bank Balance

Ending Bank Balance as of: 2/29/2020	Balance from YTD Column	2,927,190.20
--------------------------------------	-------------------------	--------------

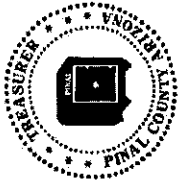
Less: Line of Credit Advances
 Less: Line of Credit Interest
 Plus: Line of Credit Payments
 Less: Outstanding Warrants
 Plus: Deposits in book / not in bank
 Less: Deposits in bank / not in book

A/P	(172,830.97)	
Payroll	(195,458.58)	(368,089.55)
	20.00	20.00
	(280.00)	(280.00)
		<u>2,558,840.65</u>

Cash Balance in Payroll Clearing Account	100.00
Cash Balance in Electronic / ACH Clearing Account	280.00
Petty Cash	100.00
	<u>2,559,320.65</u>

Prepared by: *[Signature]* 3/2/2020
 Reviewed by: *[Signature]* 3/3/2020

Balance per B/S	2,559,320.65
Difference	0.00



Pinal County Treasurer Treasurer Receipt

Control No. 345005
Receipt No. 279104

Receipt Date: 3/13/2020
Total Amount: \$277.81
Revised Date: No Change Made

Cash: \$0.00
Check: \$277.81
Wire/Direct Deposit: \$277.81
Credit Card: \$0.00

Submitted By: McMinn, Linette
Department: PC Treasurer
Posted By: Cheryl Petrimoulx

GL	Source	Cost	Object	Subsid	Subled	Type	Notes	Amount
6116421001	15150.0						Superstition Fire Proceeds from Maricopa Co Wired 03/13/2020	\$277.81

(1)

CASH RECEIPTS

March 2020 M & O DEPOSITS

Date	Control #	Amount	Account #	Description
3/5/2020		200.00	100.10.42700.50	AZ Early Days Gas Engine Tractor / inv 5780 / CC -FEB ✓
		20.00	100.10.42600.15	Armada Analytics / inv 5803 / CC -FEB ✓
		80.00	100.10.42600.15	Armada Analytics / inv 5804 / CC -FEB ✓
		50.00	100.10.42700.50	Brown's Amusement / inv 5767 / CC ✓
		20.00	100.10.42500.50	NextCare Urgent Care / inv 5805 / CC ✓
		350.00		Wire Transfer E-2
3/11/2020		17.00	100.10.43500.41	J Ehrlich/inv 5816/CASH ✓
		20.00	100.10.42600.15	Metro Reporting/inv 5815/112333068 ✓
		20.00	100.10.42600.15	A Salene/inv 5806/ck 5806 ✓
		20.00	100.10.42600.15	Cook Law/inv 5807/ck 7455 ✓
		20.00	100.10.42500.50	L&H Arizona Venture/5814/10124 ✓
		20.00	100.10.42500.50	D Hansen /inv 5809/ck 3028 ✓
		20.00	100.10.42500.50	Image EyeCare/inv 5810/ck 5051 ✓
		20.00	100.10.42500.50	Ideal Cars/inv 5811/ck 42420 ✓
		20.00	100.10.42500.50	Kranky's ATV/inv 5812/ck 1337 ✓
		20.00	100.10.42500.50	AR Foote Chiro/inv 5813/ck 1691 ✓
		20.00	100.10.42500.50	TitleMax of AZ/5789/1902907861 ✓
		250.00	100.10.42700.50	AZ Auto Gates/inv 5808/ck 1150 ✓
			467.00	
3/11/2020		100.00	100.10.42700.50	Honest Engine/inv 5707/ck 431
		100.00	100.10.42700.50	Sunhaven RV/inv 5728/ck 1386
		6.00	100.10.45900.10	SRC Oil/inv 5802/ck 11329
		976.38	100.10.43200.20	FLOFD/inv 5776/ck 115881
		1,271.58	100.10.53965.10	P Bourgeois/inv 5753/ck 4118
		683.51	100.10.53965.10	PSPRS/inv 5754/ck 210859
		545.84	100.10.53965.10	D Montgomery/inv 5752/ck 7703
		276.10	100.10.53965.10	J Kevin/inv 5796/ck 629008085
		16,270.03	100.10.42075.41	AZ Ren Fair/inv 5790/ck 17935
			20,209.44	
3/12/2020		100.00	100.10.42700.50	Olive Tree Preschool/inv 5787/cc
		100.00		Wire Transfer E-3
3/19/2020		100.00	100.10.42700.50	Gold Canyon Church of Christ/inv 5614/cc
		300.00	100.10.42700.50	AZ Fire Systems/inv 5777/cc
		100.00	100.10.42700.50	Church of Christ of Latter Day Saints/inv 5791/CC
		100.00	100.10.42700.50	Church of Christ of Latter Day Saints/inv 5792/CC
		600.00		Wire Transfer E-4
3/25/2020		20.00	100.10.42500.50	Taylor Kim DDS / inv 5821 / ck 1070
		20.00	100.10.42500.50	AJ Mini Storage / inv 5822 / ck 5261
		20.00	100.10.42500.50	Bass Addict / inv 5835 / ck 2369
		20.00	100.10.42600.15	Armada Analytics/inv 5829/ck 10008
		20.00	100.10.42600.15	Armada Analytics/inv 5824/ck 9978
		20.00	100.10.42600.15	Armada Analytics/inv 5823/ck 9977
		100.00	100.10.42700.50	E Madrigal /inv 5836 / ck 593
		100.00	100.10.42700.50	N Madrigal / inv 5837 / ck 1475
		100.00	100.10.42700.50	Ironwood MHP / inv 5827 / ck 3139
		100.00	100.10.42700.50	SprstlnLookoutRV/inv 5825/ck 15408
		100.00	100.10.42700.50	Shiprock RV / inv 5830 / ck 3175
		100.00	100.10.42700.50	Sierra Leone MHP / inv 5826/ck 3038
		100.00	100.10.42700.50	Sunrise RV / inv 5842 /ck 761001966
			820.00	
3/25/2020		100.00	100.10.42700.50	ArizumaCntryEst/inv 5832/ck 2620
		100.00	100.10.42700.50	OurSaviorsLutheran/inv 5794/10916
		100.00	100.10.42700.50	SuperstitionMtnResort/inv 5793/2053
		4.93	100.10.45900.10	Bancard/inv 5838/ck 203922
		50.00	100.20.62140.20	McNeil & Co/inv 5819/ck 115105
		295.48	100.20.62140.20	McNeil & Co/inv 5818/ck 115108
		8,224.20	100.10.43200.20	FloFD/inv 5781,5782/ck 115898
		4,305.00	100.10.42025.41	AZ Forestry/inv 5800/ck 9591404
		747.37	100.10.42200.41	Antenna Sites/inv 5817/ck 20272
			13,926.98	
3/26/2020		200.00	100.10.42700.50	Complete Fire Protection / inv 5820 / CC
		200.00		Wire Transfer E-3
3/31/2020		6.00	100.10.43500.41	K Matthews / inv 5846 / CASH
		20.00	100.10.42600.15	MetroReporting/5843/112343821
		20.00	100.10.42600.15	F Richardson / inv 5844 / ck 30772
		4,794.87	100.10.42075.41	AZ Ren Fair / inv 5828 / ck 18309
		4,840.87		E-1
March 2020 Totals			41,514.29	

(E)

Superstition Fire & Medical District

AR Payment Register (Detail)

Bank ID: Equal To D

Check No. / Payment ID	Payee Name / Customer Name	Invoice No. / Account Number	Amount Paid
BANK: D - M & O GENERAL FUND CHECKING			
DEPOSIT: 2,761 DATE: 03/04/20			
257	(ONETIMECUST)	Check Invoice : 005806	\$20.00 \$20.00
		CHECK # 257 TOTAL:	<u>\$20.00</u> ✓
7455	(ONETIMECUST)	Check Invoice : 005807	\$20.00 \$20.00
		CHECK # 7455 TOTAL:	<u>\$20.00</u> ✓
		DEPOSIT 2,761 TOTAL:	<u>\$40.00</u>
DEPOSIT: 2,762 DATE: 03/05/20			
71737369	AZ Early Days Gas Tractor/5780 (ONETIMECUST)	Credit Card Invoice : 005780	\$200.00 \$200.00
		CREDIT CARD # 71737369 TOTAL:	<u>\$200.00</u> ✓
71709963	Armada Analytics/5803 (ONETIMECUST)	Credit Card Invoice : 005803	\$20.00 \$20.00
		CREDIT CARD # 71709963 TOTAL:	<u>\$20.00</u> ✓
71733905	Armada Analytics/5804 (ONETIMECUST)	Credit Card Invoice : 005804	\$60.00 \$60.00
		CREDIT CARD # 71733905 TOTAL:	<u>\$60.00</u> ✓
71815146	Brown's Amusement/inv 5767 (ONETIMECUST)	Credit Card Invoice : 005767	\$50.00 \$50.00
		CREDIT CARD # 71815146 TOTAL:	<u>\$50.00</u> ✓
7266	NextCare Urgent care/inv 5805 (ONETIMECUST)	Credit Card Invoice : 005805	\$20.00 \$20.00
		CREDIT CARD # 71867266 TOTAL:	<u>\$20.00</u> ✓
		DEPOSIT 2,762 TOTAL:	<u>\$350.00</u>
DEPOSIT: 2,763 DATE: 03/05/20			
1150	(ONETIMECUST)	Check Invoice : 005808	\$250.00 \$150.00
	(ONETIMECUST)	Invoice : 005808	\$100.00
		CHECK # 1150 TOTAL:	<u>\$250.00</u> ✓
3028	(ONETIMECUST)	Check Invoice : 005809	\$20.00 \$20.00
		CHECK # 3028 TOTAL:	<u>\$20.00</u> ✓
5051	(ONETIMECUST)	Check Invoice : 005810	\$20.00 \$20.00
		CHECK # 5051 TOTAL:	<u>\$20.00</u> ✓
42420	(ONETIMECUST)	Check Invoice : 005811	\$20.00 \$20.00
		CHECK # 42420 TOTAL:	<u>\$20.00</u> ✓
1337	(ONETIMECUST)	Check Invoice : 005812	\$20.00 \$20.00
		CHECK # 1337 TOTAL:	<u>\$20.00</u> ✓
1691	(ONETIMECUST)	Check Invoice : 005813	\$20.00 \$20.00
		CHECK # 1691 TOTAL:	<u>\$20.00</u> ✓
10124	(ONETIMECUST)	Check Invoice : 005814	\$20.00 \$20.00
		CHECK # 10124 TOTAL:	<u>\$20.00</u> ✓

Superstition Fire & Medical District

AR Payment Register (Detail)

Bank ID: Equal To D

Check No. / Payment ID	Payee Name / Customer Name	Invoice No. / Account Number	Amount Paid
BANK: D - M & O GENERAL FUND CHECKING			
			DEPOSIT 2,763 TOTAL: \$370.00
DEPOSIT: 2,764 112333068	DATE: 03/09/20 (ONETIMECUST)	Check Invoice : 005815	\$20.00 \$20.00
			CHECK # 112333068 TOTAL: \$20.00 ✓
			DEPOSIT 2,764 TOTAL: \$20.00
DEPOSIT: 2,765 CASH	DATE: 03/10/20 (ONETIMECUST)	Cash Invoice : 005816	\$17.00 \$17.00
			CASH TOTAL: \$17.00 ✓
			DEPOSIT 2,765 TOTAL: \$17.00
DEPOSIT: 2,767 431	DATE: 03/11/20 Honest Engine/inv 5707/431 (ONETIMECUST)	Check Invoice : 005707	\$100.00 \$100.00
			CHECK # 431 TOTAL: \$100.00
1385	Sunhaven RV/inv 5728/1385 (ONETIMECUST)	Check Invoice : 005728	\$100.00 \$100.00
			CHECK # 1385 TOTAL: \$100.00
11329	SRC Oil/inv 5802/ck 11329 (ONETIMECUST)	Check Invoice : 005802	\$6.00 \$6.00
			CHECK # 11329 TOTAL: \$6.00
115881	FLOFD/inv 5776/115881 Florence Fire Department (FLOFD) Florence Fire Department (FLOFD) Florence Fire Department (FLOFD) Florence Fire Department (FLOFD)	Check Invoice : 005776 Invoice : 005776 Invoice : 005776 Invoice : 005776	\$976.38 \$584.00 \$358.05 \$16.86 \$17.47
			CHECK # 115881 TOTAL: \$976.38
4118	P Bourgeois/inv 5753/ck 4118 Paul Bourgeois (BOUP)	Check Invoice : 005753	\$1,271.58 \$1,271.58
			CHECK # 4118 TOTAL: \$1,271.58
210859	PSPRS/inv 5754/ck 210859 Public Safety Retirement Sys. (PSPRS/COBRA) Public Safety Retirement Sys. (PSPRS/COBRA) Public Safety Retirement Sys. (PSPRS/COBRA)	Check Invoice : 005754 Invoice : 005754 Invoice : 005754	\$663.51 \$260.00 \$143.51 \$260.00
			CHECK # 210859 TOTAL: \$663.51
7703	D Montgomery/5752/7703 Dave Montgomery (MONTD)	Check Invoice : 005752	\$545.84 \$545.84
			CHECK # 7703 TOTAL: \$545.84
629008085	J Kevin/inv 5796/629008085 John Kevin (KEVINJO)	Check Invoice : 005796	\$276.10 \$276.10
			CHECK # 629008085 TOTAL: \$276.10
17935	AZ Ren Fair/inv 5790/17935 Arizona Renaissance Festival (ARIRF)	Check Invoice : 005790	\$16,270.03 \$16,270.03
			CHECK # 17935 TOTAL: \$16,270.03
			DEPOSIT 2,767 TOTAL: \$20,209.44
DEPOSIT: 2,768 72121698	DATE: 03/12/20 Olive Tree Preschool/5787/cc (ONETIMECUST)	Credit Card Invoice : 005787	\$100.00 \$100.00

Superstition Fire & Medical District

AR Payment Register (Detail)

Bank ID: Equal To D

Check No. / Payment ID	Payee Name / Customer Name	Invoice No. / Account Number	Amount Paid
BANK: D - M & O GENERAL FUND CHECKING			
DEPOSIT: 2,768	DATE: 03/12/20		(CONTINUED)
		CREDIT CARD # 72121698 TOTAL:	\$100.00
		DEPOSIT 2,768 TOTAL:	\$100.00
DEPOSIT: 2,769 DATE: 03/19/20			
72455567	GC Church of Chirst/5614/CC (ONETIMECUST)	Credit Card Invoice : 005614	\$100.00 \$100.00
		CREDIT CARD # 72455567 TOTAL:	\$100.00
72572188	AZ Fire Systems/5777/CC (ONETIMECUST) (ONETIMECUST)	Credit Card Invoice : 005777 Invoice : 005777	\$300.00 \$200.00 \$100.00
		CREDIT CARD # 72572188 TOTAL:	\$300.00
72605787	Church of Chirst of LDS/5791/C (ONETIMECUST)	Credit Card Invoice : 005791	\$100.00 \$100.00
		CREDIT CARD # 72605787 TOTAL:	\$100.00
72617128	Church of Christ of LDS/5792/C (ONETIMECUST)	Credit Card Invoice : 005792	\$100.00 \$100.00
		CREDIT CARD # 72617128 TOTAL:	\$100.00
		DEPOSIT 2,769 TOTAL:	\$600.00
DEPOSIT: 2,770 DATE: 03/16/20			
1070	(ONETIMECUST)	Check Invoice : 005821	\$20.00 \$20.00
		CHECK # 1070 TOTAL:	\$20.00
5261	(ONETIMECUST)	Check Invoice : 005822	\$20.00 \$20.00
		CHECK # 5261 TOTAL:	\$20.00
9978	(ONETIMECUST)	Check Invoice : 005823	\$20.00 \$20.00
		CHECK # 9978 TOTAL:	\$20.00
9977	(ONETIMECUST)	Check Invoice : 005824	\$20.00 \$20.00
		CHECK # 9977 TOTAL:	\$20.00
15408	(ONETIMECUST)	Check Invoice : 005825	\$100.00 \$100.00
		CHECK # 15408 TOTAL:	\$100.00
3038	(ONETIMECUST)	Check Invoice : 005826	\$100.00 \$100.00
		CHECK # 3038 TOTAL:	\$100.00
3139	(ONETIMECUST)	Check Invoice : 005827	\$100.00 \$100.00
		CHECK # 3139 TOTAL:	\$100.00
		DEPOSIT 2,770 TOTAL:	\$380.00
DEPOSIT: 2,771 DATE: 03/18/20			
8	(ONETIMECUST)	Check Invoice : 005829	\$20.00 \$20.00
		CHECK # 10008 TOTAL:	\$20.00
3175	(ONETIMECUST)	Check Invoice : 005830	\$100.00 \$100.00

Superstition Fire & Medical District

AR Payment Register (Detail)

Bank ID: Equal To D

Check No. / Payment ID	Payee Name / Customer Name	Invoice No. / Account Number	Amount Paid
BANK: D - M & 0 GENERAL FUND CHECKING			
DEPOSIT: 2,771	DATE: 03/18/20		(CONTINUED)
		CHECK # 3175 TOTAL:	\$100.00
		DEPOSIT 2,771 TOTAL:	\$120.00
DEPOSIT: 2,772	DATE: 03/23/20		
2369	(ONETIMECUST)	Check Invoice : 005835	\$20.00 \$20.00
		CHECK # 2369 TOTAL:	\$20.00
593	(ONETIMECUST)	Check Invoice : 005836	\$100.00 \$100.00
		CHECK # 593 TOTAL:	\$100.00
1475	(ONETIMECUST)	Check Invoice : 005837	\$100.00 \$100.00
		CHECK # 1475 TOTAL:	\$100.00
		DEPOSIT 2,772 TOTAL:	\$220.00
DEPOSIT: 2,773	DATE: 03/24/20		
5783, 5783R	Superstition Lookout RV Resort (ONETIMECUST) (ONETIMECUST)	Transfer Invoice : 005783 Invoice : 005783R	\$0.00 \$100.00 -\$100.00
		TRANSFER TOTAL:	\$0.00
5784, 5784R	Ironwood Mobile Home Park (ONETIMECUST) (ONETIMECUST)	Transfer Invoice : 005784 Invoice : 005784R	\$0.00 \$100.00 -\$100.00
		TRANSFER TOTAL:	\$0.00
5785, 5785R	Shiprock RV Resort (ONETIMECUST) (ONETIMECUST)	Transfer Invoice : 005785 Invoice : 005785R	\$0.00 \$100.00 -\$100.00
		TRANSFER TOTAL:	\$0.00
5786, 5786R	Sierra Leone (ONETIMECUST) (ONETIMECUST)	Transfer Invoice : 005786 Invoice : 005786R	\$0.00 \$100.00 -\$100.00
		TRANSFER TOTAL:	\$0.00
		DEPOSIT 2,773 TOTAL:	\$0.00
DEPOSIT: 2,774	DATE: 03/25/20		
0761001966	(ONETIMECUST)	Check Invoice : 005842	\$100.00 \$100.00
		CHECK # 0761001966 TOTAL:	\$100.00
		DEPOSIT 2,774 TOTAL:	\$100.00
DEPOSIT: 2,775	DATE: 03/25/20		
5795, 5795R	Sunrise RV Resort (ONETIMECUST) (ONETIMECUST)	Transfer Invoice : 005795 Invoice : 005795R	\$0.00 \$100.00 -\$100.00
		TRANSFER TOTAL:	\$0.00
		DEPOSIT 2,775 TOTAL:	\$0.00
DEPOSIT: 2,778	DATE: 03/25/20		
2620	ArizumaCntryEst/inv 5832/2620 (ONETIMECUST)	Check Invoice : 005832	\$100.00 \$100.00

Superstition Fire & Medical District

AR Payment Register (Detail)

Bank ID: Equal To D

Check No. / Payment ID	Payee Name / Customer Name	Invoice No. / Account Number	Amount Paid
BANK: D - M & 0 GENERAL FUND CHECKING			(CONTINUED)
DEPOSIT: 2,778 DATE: 03/25/20			
		CHECK # 2620 TOTAL:	\$100.00
10916	OurSaviorsLutheran/5794/10916 (ONETIMECUST)	Check Invoice : 005794	\$100.00 \$100.00
		CHECK # 10916 TOTAL:	\$100.00
2053	SprstnMtnResort/5793/2053 (ONETIMECUST)	Check Invoice : 005793	\$100.00 \$100.00
		CHECK # 2053 TOTAL:	\$100.00
203922	Bancard/inv 5838/ck 203922 (ONETIMECUST)	Check Invoice : 005838	\$4.93 \$4.93
		CHECK # 203922 TOTAL:	\$4.93
115105	McNeil & Co/inv 5819/ck 115105 McNeil & Company (MCNECO)	Check Invoice : 005819	\$50.00 \$50.00
		CHECK # 115105 TOTAL:	\$50.00
115108	McNeil & Co/inv 5818/ck 115108 McNeil & Company (MCNECO)	Check Invoice : 005818	\$295.48 \$295.48
		CHECK # 115108 TOTAL:	\$295.48
115998	FLOFD/inv 5781,5782/ck 115998 Florence Fire Department (FLOFD)	Check Invoice : 005781 Invoice : 005782	\$8,224.20 \$1,241.00 \$2,263.00 \$1,825.00 \$21.75 \$104.62 \$26.64 \$143.28 \$109.55 \$207.34 \$104.59 \$31.72 \$72.98 \$63.05 \$41.56 \$46.39 \$21.67 \$4.88 \$407.48 \$1,487.70
		CHECK # 115998 TOTAL:	\$8,224.20
9591404	AZ Forestry/inv 5800/9591404 AZ Department of Forestry (AZFORFM) AZ Department of Forestry (AZFORFM)	Check Invoice : 005800 Invoice : 005800	\$4,305.00 \$3,390.00 \$915.00
		CHECK # 9591404 TOTAL:	\$4,305.00
20272	Antenna Sites/inv 5817/20272 Antenna Sites, Inc. (ANTSIT)	Check Invoice : 005817	\$747.37 \$747.37
		CHECK # 20272 TOTAL:	\$747.37
		DEPOSIT 2,778 TOTAL:	\$13,926.98
DEPOSIT: 2,779 DATE: 03/26/20			
72806677	CompleteFireProtection/5820/CC (ONETIMECUST) (ONETIMECUST)	Credit Card Invoice : 005820 Invoice : 005820	\$200.00 \$100.00 \$100.00
		CREDIT CARD # 72806677 TOTAL:	\$200.00
		DEPOSIT 2,779 TOTAL:	\$200.00

Superstition Fire & Medical District

AR Payment Register (Detail)

Bank ID: Equal To D

Check No. / Payment ID	Payee Name / Customer Name	Invoice No. / Account Number	Amount Paid
BANK: D - M & O GENERAL FUND CHECKING			
DEPOSIT: 2,780 DATE: 03/25/20			(CONTINUED)
112343821	(ONETIMECUST)	Check Invoice : 005843	\$20.00 \$20.00
CHECK # 112343821 TOTAL:			\$20.00
30772	(ONETIMECUST)	Check Invoice : 005844	\$20.00 \$20.00
CHECK # 30772 TOTAL:			\$20.00
DEPOSIT 2,780 TOTAL:			\$40.00
DEPOSIT: 2,781 DATE: 03/30/20			
CASH	(ONETIMECUST)	Cash Invoice : 005846	\$6.00 \$6.00
CASH TOTAL:			\$6.00
DEPOSIT 2,781 TOTAL:			\$6.00
DEPOSIT: 2,783 DATE: 03/31/20			
18309	AZ Ren Fair/inv 5828/ck 18309 Arizona Renaissance Festival (ARIRF)	Check Invoice : 005828	\$4,794.87 \$4,794.87
CHECK # 18309 TOTAL:			\$4,794.87
DEPOSIT 2,783 TOTAL:			\$4,794.87
TOTAL FOR BANK ID: D			\$41,494.29
GRAND TOTAL OF ALL CHECKS:			\$40,221.29
GRAND TOTAL OF ALL CREDIT CARDS:			\$1,250.00
GRAND TOTAL OF ALL CASH:			\$23.00
GRAND TOTAL OF ALL EFT:			\$0.00
GRAND TOTAL OF ALL PAYMENTS:			\$41,494.29
GRAND TOTAL OF ALL ADJUSTMENTS:			\$0.00
COMBINED TOTAL:			\$41,494.29

41,494.29 +
Feb in transit 20.00 +
 41,514.29 *
 E-1



Pinal County Treasurer Pending Treasurer Receipt

Control No. 344642

Treasurer's Office Use

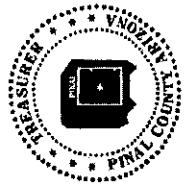
Receipt No.: _____

Posted By: _____

Receipt Date: 3/5/2020 Cash: \$0.00 Submitted By: JenniferBurke1
 Total Amount: \$350.00 Check: \$0.00 Department: Superstition Fire & Medical District
 Wire/Direct Deposit: \$350.00
 Credit Card: \$0.00

GL	Source	Cost	Object	Subsid	Subled	Type	Notes	Amount
6116421001	73160.0						WIRED MONEY TO GENERAL FUND	\$350.00

E-2



Pinal County Treasurer Pending Treasurer Receipt


Control No. 344951

Treasurer's Office Use Receipt No.: _____ Posted By: _____

Receipt Date: 3/12/2020 Cash: \$0.00 Submitted By: JenniferBurke1
 Total Amount: \$100.00 Check: \$0.00 Department: Superstition Fire & Medical District
 Wire/Direct Deposit: \$100.00
 Credit Card: \$0.00

GL	Source	Cost	Object	Subsid	Subled	Type	Notes	Amount
6116421001	73160.0						WIRED MONEY TO GENERAL FUND	\$100.00

E-3



Control No. 345225

Pinal County, Treasurer Pending Treasurer Receipt

Treasurer's Office

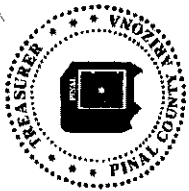
Receipt No.:

Posted By:

Receipt Date: 3/19/2020 Cash: \$0.00 Submitted By: JenniferBurke1
 Total Amount: \$600.00 Check: \$0.00 Department: Superstition Fire & Medical District
 Wire/Direct Deposit: \$600.00
 Credit Card: \$0.00

GL	Source	Cost	Object	Subsid	Subled	Type	Notes	Amount
6116421001	73160.0						WIRED MONEY TO GENERAL FUND	\$600.00

E-4



Control No. 345489

Pinal County, Treasurer

Pending Treasurer Receipt

Treasurer's Office Use


Receipt No.:

Posted By:

Receipt Date: 3/26/2020 Cash: \$0.00 Submitted By: JenniferBurke1
 Total Amount: \$200.00 Check: \$0.00 Department: Superstition Fire & Medical District
 Wire/Direct Deposit: \$200.00
 Credit Card: \$0.00

GL	Source	Cost	Object	Subsid	Subled	Type	Notes	Amount
6116421001	73160.0						WIRED MONEY TO GENERAL FUND	\$200.00

E-S



TREASURER AGENCY SERVICES

PINAL COUNTY
THE PEOPLE'S CHOICE

annifer Burke

Superstition Fire & Medical District

[Home](#)

[Contact Us](#)

[Help](#)

[Logout](#)

Inquiry ▲

GL Accounts

GL Transactions

Warrant Search

Treasurer Receipts

Warrant Maintenance ▲

Warrant Accounts

Add New Warrant

Bulk Upload Warrants

Fund Transfers ▲

Fund Transfer

Bulk Upload Transfers

Treasurer Receipts ▲

Add New Receipt

Upload Receipt File

Reports ▲

Monthly Statement

Tax Distribution

Top 50 Tax Payers

Authority Assessments

Authority Tax Payments

Warrants Over 1 Year

School Summary

LOC Advances Summary

Tax Adjustments by Auth

Profile ▲

My Profile

General Ledger Transactions

Advanced Search

GL Account:

Notes:

Source Code:

Post Date Range: to

Amount Range: to

Source Category: Income Transfers Credit Transfers Debit Disbursements

GL	Post Date	SC	Notes	Doc	Doc Ref	Amount
6116421001	3/31/2020	73750.0	Transfer Ambo Supplies Expense from 150 Fund	TR		\$565.20
						\$565.20

Page 1 of 1

1 - 1 of 1 items

[GL Account Details](#)

F

Using a modern browser ensures the best user experience on this website. You can check your browser is up to date by clicking [Browser Compatibility Check](#).

Superstition Fir Medical District
GL Account Ledger - Detail By Period
3/1/2020 through 3/31/2020

Batch	Journal	Entry #	Date	Job	Document	Description	Debits	Credits	Balance	
100-10-10150-10										
			PAYROLL ACCOUNT							
17429	PR	770174	03/06/20		18224 - 43565	Payroll All Freq 3/1/2020	-	307,970.21	(\$7,741,693.96)	
17435	J	770294	03/06/20		JE0304	Paydate 030620 Rcls	-	57,419.96	(8,049,664.17)	
17435	J	770301	03/06/20		JE0304	Paydate 030620 Rcls	-	9,253.74	(8,107,084.13)	
17435	J	770306	03/06/20		JE0304	Paydate 030620 Rcls	-	99,403.34	(8,116,337.87)	
17451	PR	770709	03/20/20		18228 - 43718	Payroll All Freq 3/15/2020	-	292,272.48	(8,215,741.21)	
17457	J	770994	03/20/20		JE0307	Paydate 032020 Rcls	-	53,448.11	(8,508,013.69)	
17457	J	771001	03/20/20		JE0307	Paydate 032020 Rcls	-	9,449.78	(8,561,461.80)	
17457	J	771006	03/20/20		JE0307	Paydate 032020 Rcls	-	93,883.97	(8,570,911.58)	
							\$0.00	\$923,101.59	(\$8,664,795.55)	
PAYROLL ACCOUNT TOTALS:							\$0.00	\$923,101.59	(\$8,664,795.55)	

TOTAL OF LEDGER:

\$0.00	\$923,101.59	(\$8,664,795.55)
--------	--------------	------------------

H



**Superstition Fire & Medical
District**

565 N Idaho Road
Apache Junction, AZ 85119-4019



INVOICE

SOLD TO

Metro Fire Equipment
63 S. Hamilton Place
Gilbert, Az 85233

INVOICE NUMBER: 005841

INVOICE DATE: 3/24/2020

PAGE: 1

CUSTOMER ID	CUSTOMER PO	PAYMENT TERMS		
ONETIMECUST		NET DUE UPON RECEIPT		
SALES REP ID	SHIPPING METHOD	SHIP DATE	DUE DATE	
			3/24/2020	
ITEM NUMBER	DESCRIPTION	QUANTITY	UNIT PRICE	EXTENSION
PERMITS	Fire Alarm System Installation - Mountain	1.0000	\$300.00	\$300.00
PLANREV	America Credit Union, 220 E. Old West Hwy Plan Reviews Fees -	1.0000	\$100.00	\$100.00
			Subtotal:	\$400.00
			Freight:	\$0.00
			Tax:	\$0.00
			Balance:	\$400.00

2

Superstition Fire & Medical District
AP Check Register (Current by Bank)

Check Date: 3/31/2020

Check No.	Date	Status*	Vendor ID	Payee Name	Amount
BANK ID: D - M & 0 GENERAL FUND CHECKING					100-10-10100-10
29812	03/31/20	P	ARI001	Arizona Water Company, Inc.	\$188.42
29813	03/31/20	P	FRANEL	CSC Electrical Contractor, LLC	\$308.34
29814	03/31/20	P	LNCS	L.N. Curtis & Sons	\$12,919.05
29815	03/31/20	P	PIT001	Pitney Bowes	\$93.68
29816	03/31/20	P	SAL001	Salt River Project	\$2,975.90
29817	03/31/20	P	SANTPA	Jose Milton Santibanez Lopez,	\$6,330.34
29818	03/31/20	P	SATAFO	San Tan Ford	\$1,082.09
29819	03/31/20	P	SUPSAF	Superstition Safety Serv, LLC	\$315.00
29820	03/31/20	P	TAHAPI	Tactical Athlete Health & Perf	\$600.00
29821	03/31/20	P	UNI001	Matlick Enterprises Inc dba	\$1,851.19
29822	03/31/20	P	WAXIE	Waxie's Enterprises, Inc	\$1,114.33
29823	03/31/20	P	WESTDI	West Direct Oil, LLC	\$2,175.18
BANK D REGISTER TOTAL:					\$29,953.52
GRAND TOTAL :					\$29,953.52

0

* Check Status Types: "P" - Printed ; "M" - Manual ; "V" - Void (Void Date) ; "A" - Application ; "E" - EFT
** Denotes broken check sequence.

Commercial Checking Acct Public Funds

Account number: 4121535058 ■ March 1, 2020 - March 31, 2020 ■ Page 1 of 2



SUPERSTITION FIRE & MEDICAL DISTRICT
 PAYROLL CLEARING ACCT
 565 N IDAHO RD
 APACHE JUNCTION AZ 85119-4014

Questions?

Call your Customer Service Officer or Client Services
1-800-AT WELLS (1-800-289-3557)
 5:00 AM TO 6:00 PM Pacific Time Monday - Friday

Online: wellsfargo.com

Write: Wells Fargo Bank, N.A. (182)
 PO Box 63020
 San Francisco, CA 94163

Account summary

Commercial Checking Acct Public Funds

Account number	Beginning balance	Total credits	Total debits	Ending balance
4121535058	\$89,017.87	\$1,004,753.24	-\$1,093,671.11	\$100.00 P

Credits

Electronic deposits/bank credits

Effective date	Posted date	Amount	Transaction detail
	03/05	516,590.22	WT Seq#83377 Pinal County /Org=Pinal County Treasurer Srf# Gw00000031746492 Trn#200305083377 Rfb# 6929
	03/19	488,163.02	WT Seq#94836 Pinal County /Org=Pinal County Treasurer Srf# Gw00000032067455 Trn#200319094836 Rfb# 6947
		\$1,004,753.24	Total electronic deposits/bank credits
		\$1,004,753.24	Total credits

Debits

Electronic debits/bank debits

Effective date	Posted date	Amount	Transaction detail
	03/06	250,324.64	ACH Origination - Superstition Fir - File 1860311208 Coid 1860311208
	03/06	45,261.90	ACH Origination - Superstition Fir - File 1860311208 Coid 1860311208
	03/06	32,949.70	ACH Origination - Superstition Fir - File 1860311208 Coid 1860311208
	03/06	5,815.68	ACH Origination - Superstition Fir - File 1860311208 Coid 1860311208
	03/06	11,104.86	Healthequity Inc Healthequi 05 Mar 82581 Superstition Fire & ME
	03/06	60,008.46	< Business to Business ACH Debit - IRS Usat taxpymt 030620 220046620122053 Superstition Fire & ME
	03/06	11,721.64	< Business to Business ACH Debit - AZ Dept of Rev Ccddir.Dbt xxxxx3092 Superstition Fire & ME
	03/12	88,877.64	< Business to Business ACH Debit - Psprs Web Pay 200311 1144 Superstition Fire & ME



Electronic debits/bank debits (continued)

Effective date	Posted date	Amount	Transaction detail
	03/12	70.82	< Business to Business ACH Debit - Psprs Web Pay 200311 1144 Superstition Fire & ME
	03/13	99,292.34	< Business to Business ACH Debit - Psprs Web Pay 200312 1144 Superstition Fire & ME
	03/13	80.40	< Business to Business ACH Debit - Psprs Web Pay 200312 1144 Superstition Fire & ME
	03/20	235,660.37	ACH Origination - Superstition Fir - File 1860311208 Coid 1860311208
	03/20	44,242.32	ACH Origination - Superstition Fir - File 1860311208 Coid 1860311208
	03/20	30,759.51	ACH Origination - Superstition Fir - File 1860311208 Coid 1860311208
	03/20	5,849.33	ACH Origination - Superstition Fir - File 1860311208 Coid 1860311208
	03/20	11,300.90	Healthequity Inc Healthequi 19 Mar 82581 Superstition Fire & ME
	03/20	55,411.61	< Business to Business ACH Debit - IRS Usatapyrmt 032020 220048035443302 Superstition Fire & ME
	03/20	11,055.01	< Business to Business ACH Debit - AZ Dept of Rev Ccddir.Dbt xxxxx3092 Superstition Fire & ME
	03/25	93,813.16	< Business to Business ACH Debit - Psprs Web Pay 200324 1144 Superstition Fire & ME
	03/25	70.82	< Business to Business ACH Debit - Psprs Web Pay 200324 1144 Superstition Fire & ME
		\$1,093,671.11	Total electronic debits/bank debits
		\$1,093,671.11	Total debits

< **Business to Business ACH:** If this is a business account, this transaction has a return time frame of one business day from post date. This time frame does not apply to consumer accounts.

Daily ledger balance summary

Date	Balance	Date	Balance	Date	Balance
02/29	89,017.87	03/12	99,472.75	03/20	93,983.98
03/05	605,608.09	03/13	100.01	03/25	100.00
03/06	188,421.21	03/19	488,263.03		
Average daily ledger balance		\$101,650.40			

Commercial Checking Acct Public Funds

Account number: 4942920083 ■ March 1, 2020 - March 31, 2020 ■ Page 1 of 7



SUPERSTITION FIRE & MEDICAL DISTRICT
GROUND TRANSPORTATION
565 N IDAHO RD
APACHE JUNCTION AZ 85119-4014

Questions?

Call your Customer Service Officer or Client Services
1-800-AT WELLS (1-800-289-3557)
5:00 AM TO 6:00 PM Pacific Time Monday - Friday

Online: wellsfargo.com

Write: Wells Fargo Bank, N.A. (182)
PO Box 63020
San Francisco, CA 94163

Account summary

Commercial Checking Acct Public Funds

Q 100F
400⁰⁰ 150
<39986>

Account number	Beginning balance	Total credits	Total debits	Ending balance
4942920083	\$8,214.36	\$284,101.26	-\$292,315.48	\$0.14

Credits

Electronic deposits/bank credits

Effective date	Posted date	Amount	Transaction detail
03/02		1,714.16	Merchant Service Merch Dep 200229 8029396648 Superstition Fire and
03/02		250.00	Merchant Service Merch Dep 200228 8029396648 Superstition Fire and
03/02		6,821.13	Noridian Azutmt Hcclaimpmt 200227 1184003220 TRN*1*892173208*1450173185~
03/02		1,643.99	Bcbs of Arizona Hcclaimpmt 200227 1184003220 TRN*1*508783894*1860004538\
03/02		1,629.86	36 Treas 310 Misc Pay 030220 xxxxx0012 Ea*1*047507189\
03/02		436.29	36 Treas 310 Misc Pay 030220 xxxxx0012 A*1*047507188\
03/02		212.17	Hhp Texas Hcclaimpmt 200302 362703 TRN*1*011840012667207*1610994632\
03/02		166.87	Mercy Care Plan Hcclaimpmt 200228 00145658 TRN*1*5440079*1860527381*Altcs General\
03/02		98.89	Cigna Hcclaimpmt 022720 1184003220 TRN*1*200227090046248*1591031071\
03/02		50.00	Pnp Billpayment 022620Sett 200302 6500 Apache Junction Fire D
03/03		162.99	Merchant Service Merch Dep 200301 8029396648 Superstition Fire and
03/03		835.04	Noridian Azutmt Hcclaimpmt 200229 1184003220 TRN*1*892177222*1450173185~
03/03		828.48	Hhp Texas Hcclaimpmt 200303 362703 TRN*1*011840012669753*1610994632\
03/03		611.88	Humana Ins CO Hcclaimpmt 200303 362703 TRN*1*001290049062224*1391263473\
03/03		499.76	Humana Ins CO Hcclaimpmt 200303 362703 TRN*1*001290049091282*1391263473\

Electronic deposits/bank credits (continued)

<i>Effective date</i>	<i>Posted date</i>	<i>Amount</i>	<i>Transaction detail</i>
	03/03	286.09	Hhp Texas Hcclaimpmt 200303 362703 TRN*1*011840012668008*1610994632\
	03/03	225.60	Humana Cha Disb Hcclaimpmt 200303 362703 TRN*1*014840101153596*1611013183\
	03/03	224.86	Humana Cha Disb Hcclaimpmt 200303 362703 TRN*1*014840101149256*1611013183\
	03/03	135.58	Hdic Hcclaimpmt 200303 362703 TRN*1*017370010751481*1390714280\
	03/03	76.85	Bcbs of Arizona Hcclaimpmt 200228 1184003220 TRN*1*508839773*1860004538\
	03/03	20.00	Pnp Billpayment 022720Sett 200303 6500 Apache Junction Fire D
	03/04	115.00	Merchant Service Merch Dep 200303 8029396648 Superstition Fire and
	03/04	3,138.34	Mercy Care Plan Hcclaimpmt 200303 00145658 TRN*1*5442115*1860527381*Ahcccs Acute\
	03/04	742.36	Bcbs of Arizona Hcclaimpmt 200302 1184003220 TRN*1*509692034*1860004538\
	03/04	372.71	Mercy Care Plan Hcclaimpmt 200303 00145658 TRN*1*5444886*1860527381* Mercy Care Advantage - S
	03/04	193.64	Bcbs of Arizona Hcclaimpmt 200302 1184003220 TRN*1*509694514*1860004538\
	03/04	130.83	Aetna H09 Hcclaimpmt 1184003220 TRN*1*160228200344119*1066033492\
	03/05	41,775.00	WT Seq#91685 Superstition Fire & Med /Org=Superstition Fire & Medical Distri Srf# Gb00000031748260 Trn#200305091685 Rfb# 427
	03/05	993.22	Merchant Service Merch Dep 200304 8029396648 Superstition Fire and
	03/05	1,837.45	Noridian Azutmt Hcclaimpmt 200303 1184003220 TRN*1*892185030*1450173185~
	03/05	468.76	Aetna H09 Hcclaimpmt 1184003220 TRN*1*160302200293871*1066033492\
	03/05	100.00	Pnp Billpayment 030220Sett 200305 6500 Apache Junction Fire D
	03/05	96.30	Bcbs of Arizona Hcclaimpmt 200303 1184003220 TRN*1*509747120*1860004538\
	03/06	30.00	Merchant Service Merch Dep 200305 8029396648 Superstition Fire and
	03/06	2,947.26	Noridian Azutmt Hcclaimpmt 200305 1184003220 TRN*1*892188814*1450173185~
	03/06	539.42	Aetna AS01 Hcclaimpmt 1184003220 TRN*1*882006101007663*1066033492\
	03/06	435.68	Aetna H09 Hcclaimpmt 1184003220 TRN*1*160303200380818*1066033492\
	03/09	1,692.21	Merchant Service Merch Dep 200306 8029396648 Superstition Fire and
	03/09	166.48	Merchant Service Merch Dep 200307 8029396648 Superstition Fire and
	03/09	1,394.75	Cigna Hcclaimpmt 030620 1184003220 TRN*1*200305070000003*1060303370\
	03/09	810.53	Noridian Azutmt Hcclaimpmt 200306 1184003220 TRN*1*892193042*1450173185~
	03/09	447.21	Optum Lifepoint Hcclaimpmt 091000016930808 TRN*1*6930808*1272337487~
	03/09	103.61	Cigna Hcclaimpmt 030520 1184003220 TRN*1*200305090045524*1591031071\
	03/09	95.08	Mercy Care Plan Hcclaimpmt 200306 00145658 TRN*1*5445901*1860527381*Altcs General\

Electronic deposits/bank credits (continued)

Effective date	Posted date	Amount	Transaction detail
	03/10	2,910.03	Bcbs of Arizona Hcclaimpmt 200306 1184003220 TRN*1*509890899*1860004538\
	03/10	2,586.02	Noridian Azutmt Hcclaimpmt 200306 1184003220 TRN*1*892196964*1450173185~
	03/10	241.14	Hmp Hcclaimpmt 200310 362703 TRN*1*011900016571403*1611103898\
	03/10	214.91	Aetna H09 Hcclaimpmt 1184003220 TRN*1*160305200616066*1066033492\
	03/10	212.17	Hhp Texas Hcclaimpmt 200310 362703 TRN*1*011840012672440*1610994632\
	03/10	178.56	Humana Ins CO Hcclaimpmt 200310 362703 TRN*1*001290049165530*1391263473\
	03/11	187.61	Merchant Service Merch Dep 200310 8029396648 Superstition Fire and
	03/11	5,494.31	Mercy Care Plan Hcclaimpmt 200310 00145658 TRN*1*5447933*1860527381*Ahcccs Acute\
	03/11	4,208.16	Noridian Azutmt Hcclaimpmt 200310 1184003220 TRN*1*892200946*1450173185~
	03/11	1,626.70	36 Treas 310 Misc Pay 031120 xxxxx0012 7774932\lea*1*047774898\
	03/11	1,303.89	Cigna Hcclaimpmt 030720 1184003220 TRN*1*200307090045660*1591031071\
	03/12	34,890.00	WT Seq#98085 Superstition Fire & Med /Org=Superstition Fire & Medical Distri Srf# Gb00000031906657 Trn#200312098085 Rfb# 430
	03/12	389.29	Merchant Service Merch Dep 200311 8029396648 Superstition Fire and
	03/12	2,585.86	Noridian Azutmt Hcclaimpmt 200311 1184003220 TRN*1*892204871*1450173185~
	03/12	243.53	Hwho Hcclaimpmt 200312 362703 TRN*1*009000012293229*1391525003\
	03/12	242.08	Hhp Texas Hcclaimpmt 200312 362703 TRN*1*011840012674913*1610994632\
	03/12	100.00	Pnp Billpayment 030920Sett 200312 6500 Apache Junction Fire D
	03/12	97.37	Bcbs of Arizona Hcclaimpmt 200310 1184003220 TRN*1*510093458*1860004538\
	03/13	250.00	Merchant Service Merch Dep 200312 8029396648 Superstition Fire and
	03/13	2,062.67	Aetna AS01 Hcclaimpmt 1184003220 TRN*1*820070000323161*1066033492\
	03/13	955.57	Aetna AS01 Hcclaimpmt 1184003220 TRN*1*820070000323157*1066033492\
	03/13	911.43	Bcbs of Arizona Hcclaimpmt 200311 1184003220 TRN*1*510140279*1860004538\
	03/13	701.21	Noridian Azutmt Hcclaimpmt 200312 1184003220 TRN*1*892208790*1450173185~
	03/16	1,353.25	Merchant Service Merch Dep 200313 8029396648 Superstition Fire and
	03/16	50.00	Merchant Service Merch Dep 200314 8029396648 Superstition Fire and
	03/16	9,592.76	Noridian Azutmt Hcclaimpmt 200312 1184003220 TRN*1*892213064*1450173185~
	03/16	1,831.37	Bcbs of Arizona Hcclaimpmt 200312 1184003220 TRN*1*510192807*1860004538\
	03/16	1,475.00	Aetna AS01 Hcclaimpmt 1184003220 TRN*1*820071000331700*1066033492\
	03/16	300.00	Pnp Billpayment 031120Sett 200316 6500 Apache Junction Fire D

Electronic deposits/bank credits (continued)

<i>Effective date</i>	<i>Posted date</i>	<i>Amount</i>	<i>Transaction detail</i>
	03/17	506.96	Hhp Texas Hcclaimpmt 200317 362703 TRN*1*011840012678680*1610994632\
	03/17	449.46	Humana Ins CO Hcclaimpmt 200317 362703 TRN*1*001290049334494*1391263473\
	03/17	433.28	Hhp Texas Hcclaimpmt 200317 362703 TRN*1*011840012676828*1610994632\
	03/17	366.73	Noridian Azutmt Hcclaimpmt 200314 1184003220 TRN*1*892216985*1450173185~
	03/17	295.05	Humana Ins CO Hcclaimpmt 200317 362703 TRN*1*001290049303362*1391263473\
	03/17	253.78	Washington Natio Hcclaimpmt 041001039558142 TRN*1*9558142*1161933760~
	03/17	226.30	Optum Lifeprint Hcclaimpmt 091000019579110 TRN*1*9579110*1272337487~
	03/17	200.00	Pnp Billpayment Payables 200317 6500 Apache Junction Fire D
	03/17	168.96	Hdic Hcclaimpmt 200317 362703 TRN*1*017370010776815*1390714280\
	03/18	175.00	Merchant Service Merch Dep 200317 8029396648 Superstition Fire and
	03/18	1,513.83	Bcbs of Arizona Hcclaimpmt 200316 1184003220 TRN*1*510399137*1860004538\
	03/18	954.46	Mercy Care Plan Hcclaimpmt 200317 00145658 TRN*1*5454058*1860527381*Ahcccs Acute\
	03/18	366.73	Mercy Care Plan Hcclaimpmt 200317 00145658 TRN*1*5456904*1860527381* Mercy Care Advantage - S
	03/19	19,170.00	WT Seq#82094 Superstition Fire & Med /Org=Superstition Fire & Medical Distri Srf# Gb00000032064728 Trn#200319082094 Rfb# 433
	03/19	784.72	Merchant Service Merch Dep 200318 8029396648 Superstition Fire and
	03/19	1,548.45	Aetna H09 Hcclaimpmt 1184003220 TRN*1*160316200222097*1066033492\
	03/19	1,502.79	Noridian Azutmt Hcclaimpmt 200317 1184003220 TRN*1*892224868*1450173185~
	03/19	685.88	Optum Lifeprint Hcclaimpmt 091000019897013 TRN*1*9897013*1272337487~
	03/19	368.48	Bcbs of Arizona Hcclaimpmt 200317 1184003220 TRN*1*510441947*1860004538\
	03/19	279.37	Hhp Texas Hcclaimpmt 200319 362703 TRN*1*011840012679379*1610994632\
	03/20	100.00	Merchant Service Merch Dep 200319 8029396648 Superstition Fire and
	03/20	1,462.61	Aetna AS01 Hcclaimpmt 1184003220 TRN*1*820077000258291*1066033492\
	03/20	200.00	Pnp Billpayment 031720Sett 200320 6500 Apache Junction Fire D
	03/23	576.23	Merchant Service Merch Dep 200320 8029396648 Superstition Fire and
	03/23	365.00	Merchant Service Merch Dep 200321 8029396648 Superstition Fire and
	03/23	6,690.41	Noridian Azutmt Hcclaimpmt 200319 1184003220 TRN*1*892232586*1450173185~
	03/23	457.39	Aetna H09 Hcclaimpmt 1184003220 TRN*1*160318200379045*1066033492\
	03/23	186.09	Bcbs of Arizona Hcclaimpmt 200319 1184003220 TRN*1*510548594*1860004538\

Electronic deposits/bank credits (continued)

Effective date	Posted date	Amount	Transaction detail
	03/23	95.84	36 Treas 310 Misc Pay 032320 xxxxx0012 *15*091158328\GE*1*48062528\lea*1*048062494\
	03/23	93.56	Mercy Care Plan Hcclaimpmt 200320 00145658 TRN*1*5458011*1860527381*Altcs General\
	03/24	55.22	Merchant Service Merch Dep 200322 8029396648 Superstition Fire and
	03/24	30.00	Merchant Service Merch Dep 200323 8029396648 Superstition Fire and
	03/24	4,940.21	Noridian Azutmt Hcclaimpmt 200320 1184003220 TRN*1*892236504*1450173185~
	03/24	1,501.62	Aetna AS01 Hcclaimpmt 1184003220 TRN*1*820079000284287*1066033492\
	03/24	493.10	Humana Ins CO Hcclaimpmt 200324 362703 TRN*1*001290049457475*1391263473\
	03/24	460.06	Optum Lifepoint Hcclaimpmt 091000010404194 TRN*1*0404194*1272337487~
	03/24	98.17	Colonial Penn Li Hcclaimpmt 041001030371130 TRN*1*0371130*1231628836~
	03/25	1,822.22	Merchant Service Merch Dep 200324 8029396648 Superstition Fire and
	03/25	100.00	Merchant Service Merch Dep 200324 8029396648 Superstition Fire and
	03/25	8,358.07	Noridian Azutmt Hcclaimpmt 200323 1184003220 TRN*1*892240299*1450173185~
	03/25	3,548.36	Mercy Care Plan Hcclaimpmt 200324 00145658 TRN*1*5460023*1860527381*Ahcccs Acute\
	03/25	1,565.74	Bcbs of Arizona Hcclaimpmt 200323 1184003220 TRN*1*510742031*1860004538\
	03/25	998.30	Mercy Care Plan Hcclaimpmt 200324 00145658 TRN*1*5462838*1860527381* Mercy Care Advantage - S
	03/25	213.42	Aetna H09 Hcclaimpmt 1184003220 TRN*1*160320200338430*1066033492\
	03/26	34,535.00	WT Seq#84945 Superstition Fire & Med /Org=Superstition Fire & Medical Distri Srrf# Gb0000003222480 Trn#200326084945 Rfb# 436
	03/26	355.25	Merchant Service Merch Dep 200325 8029396648 Superstition Fire and
	03/26	1,197.73	Optum Lifepoint Hcclaimpmt 091000010682279 TRN*1*0682279*1272337487~
	03/26	419.91	Noridian Azutmt Hcclaimpmt 200324 1184003220 TRN*1*892244210*1450173185~
	03/27	3,369.18	Bcbs of Arizona Hcclaimpmt 200325 1184003220 TRN*1*510843904*1860004538\
	03/27	1,521.90	Aetna AS01 Hcclaimpmt 1184003220 TRN*1*820084000300086*1066033492\
	03/27	1,191.60	Noridian Azutmt Hcclaimpmt 200325 1184003220 TRN*1*892247978*1450173185~
	03/27	510.69	Aetna H09 Hcclaimpmt 1184003220 TRN*1*160324200350507*1066033492\
	03/27	110.78	Aetna AS01 Hcclaimpmt 1184003220 TRN*1*820084000300087*1066033492\
	03/30	25.00	Merchant Service Merch Dep 200327 8029396648 Superstition Fire and
	03/30	1,926.39	Noridian Azutmt Hcclaimpmt 200326 1184003220 TRN*1*892252143*1450173185~



Electronic deposits/bank credits (continued)

Effective date	Posted date	Amount	Transaction detail
	03/30	480.32	Hhp Texas Hcclaimpmt 200330 362703 TRN*1*011840012685048*1610994632\
	03/30	429.29	Humana Cha Disb Hcclaimpmt 200330 362703 TRN*1*014840101221081*1611013183\
	03/30	338.74	Bcbs of Arizona Hcclaimpmt 200326 1184003220 TRN*1*510894049*1860004538\
	03/30	164.16	Mercy Care Plan Hcclaimpmt 200327 00145658 TRN*1*5463931*1860527381*Altcs General\
	03/30	97.42	Cigna Hcclaimpmt 032620 1184003220 TRN*1*200326090042119*1591031071\
	03/31	13,085.00	WT Seq183396 Superstition Fire & Med /Org=Superstition Fire & Medical Distri Srf# Gb00000032331834 Trn#200331183396 Rfb# 439
	03/31	319.56	Merchant Service Merch Dep 200329 8029396648 Superstition Fire and
	03/31	2,889.60	Noridian Azutmt Hcclaimpmt 200327 1184003220 TRN*1*892255935*1450173185~
	03/31	1,549.71	36 Treas 310 Misc Pay 033120 xxxxx0012 33\GE*1*48297033\lea*1*048296999\
	03/31	991.69	Humana Cha Disb Hcclaimpmt 200331 362703 TRN*1*014840101224437*1611013183\
	03/31	400.00	Pnp Billpayment 032620Sett 200331 6500 Apache Junction Fire D
	03/31	399.98	Humana Ins CO Hcclaimpmt 200331 362703 TRN*1*001290049595540*1391263473\
	03/31	379.29	Hhp Texas Hcclaimpmt 200331 362703 TRN*1*011840012685554*1610994632\
		\$284,101.26	Total electronic deposits/bank credits
		\$284,101.26	Total credits

Debits

Electronic debits/bank debits

Effective date	Posted date	Amount	Transaction detail
	03/02	240.48	Merchant Service Merch Fee 200229 8029396648 Superstition Fire and
	03/05	74,515.00	WT Seq#91701 Pinal County /Bnf=Pinal County Master Srf# Gw00000031747783 Trn#200305091701 Rfb# 429
	03/05	350.00	WT Seq#91694 Pinal County /Bnf=Pinal County Master Srf# Gw00000031747966 Trn#200305091694 Rfb# 428
	03/12	66,275.00	WT Seq#98143 Pinal County /Bnf=Pinal County Master Srf# Gw00000031906178 Trn#200312098143 Rfb# 432
	03/12	100.00	WT Seq#98111 Pinal County /Bnf=Pinal County Master Srf# Gw00000031906660 Trn#200312098111 Rfb# 431
	03/19	49,130.00	WT Seq#82123 Pinal County /Bnf=Pinal County Master Srf# Gw00000032064166 Trn#200319082123 Rfb# 435
	03/19	600.00	WT Seq#82108 Pinal County /Bnf=Pinal County Master Srf# Gw00000032064163 Trn#200319082108 Rfb# 434



Electronic debits/bank debits (continued)

<i>Effective date</i>	<i>Posted date</i>	<i>Amount</i>	<i>Transaction detail</i>
	03/26	70,720.00	WT Seq#84980 Pinal County /Bnf=Pinal County Master Srf# Gw00000032222327 Trn#200326084980 Rfb# 438
	03/26	200.00	WT Seq#84960 Pinal County /Bnf=Pinal County Master Srf# Gw00000032222483 Trn#200326084960 Rfb# 437
	03/31	30,185.00	WT Seq183410 Pinal County /Bnf=Pinal County Master Srf# Gw00000032330218 Trn#200331183410 Rfb# 440
		\$292,315.48	Total electronic debits/bank debits
		\$292,315.48	Total debits

Daily ledger balance summary

<i>Date</i>	<i>Balance</i>	<i>Date</i>	<i>Balance</i>	<i>Date</i>	<i>Balance</i>
02/29	8,214.36	03/11	27,828.71	03/23	10,232.46
03/02	20,997.24	03/12	1.84	03/24	17,810.84
03/03	24,904.37	03/13	4,882.72	03/25	34,416.95
03/04	29,597.25	03/16	19,485.10	03/26	4.84
03/05	2.98	03/17	22,385.62	03/27	6,708.99
03/06	3,955.34	03/18	25,395.64	03/30	10,170.31
03/09	8,665.21	03/19	5.33	03/31	0.14
03/10	15,008.04	03/20	1,767.94		
Average daily ledger balance		\$10,550.71			

Superstition Fire & Medical District

Balance Sheet

As of 3/31/2020

FUND: (100) General Fund

Assets

Current Assets

Fund Cash - General (M&O)
Payroll Account
Petty Cash - Accounting
Due From other funds
Total Current Assets

\$10,492,105.26
(8,664,795.55)
100.00
1,385,832.83

(R)
} \$1,827,409.71

\$3,213,242.54

Total Assets

\$3,213,242.54

Liabilities and Equity

Current Liabilities

Sales Tax Payable
Disability Insurance-Voluntary Long Term
Life Insurance - Voluntary Supplemental
Total Current Liabilities

\$89.15
(3,139.89)
(2,065.02)
(2,065.02)

\$(5,115.76)

Total Liabilities

\$(5,115.76)

Equity


Fund Balance - General Fund
Current Year Profit/Loss
Total Equity

\$2,948,224.26
270,134.04
3,218,358.30

3,218,358.30

Total Liabilities and Equity

\$3,213,242.54



Manage your account online at : www.chase.com/cardhelp

Customer Service: 1-800-945-2028

Mobile: Download the Chase Mobile® app today

April 2020						
S	M	T	W	T	F	S
29	30	31	1	2	3	4
5	6	7	8	9	10	11
12	13	14	15	16	17	18
19	20	21	22	23	24	25
26	27	28	29	30	1	2
3	4	5	6	7	8	9

New Balance
\$14,069.86
 Minimum Payment Due
\$2,813.00
 Payment Due Date
04/04/20

Late Payment Warning: If we do not receive your minimum payment by the due date, you may have to pay up to a \$39 late fee.
Minimum Payment Warning: Enroll in Auto-Pay and avoid missing a payment. To enroll, call the number on the back of your card or go to the web site listed above.

ACCOUNT SUMMARY

Account Number: 4246 3152 5232 6481	
Previous Balance	\$5,344.86
Payment/Credits	-\$5,344.86
Purchases	+\$14,069.86
Cash Advances	\$0.00
Balance Transfers	\$0.00
Fees Charged	\$0.00
Interest Charged	\$0.00
New Balance	\$14,069.86
Opening/Closing Date	02/11/20 - 03/10/20
Credit Limit	\$50,000
Available Credit	\$35,930
Cash Access Line	\$10,000
Available for Cash	\$10,000
Past Due Amount	\$0.00
Balance over the Credit Limit	\$0.00

100DF (S)
 \$11,868.51

VENDOR # chadsm
 ACCOUNT # _____
 APPROVAL _____
 DATE PAID 3/11/2020
 WARRANT # _____
 29735

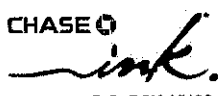
0000001 FIS3339 C 1

Y 9 10 20/03/10

Page 1 of 3

09630 MA DA 22309

07010000010002230901



P.O. BOX 15123
 WILMINGTON, DE 19850-5123
 For Undeliverable Mail Only

42463152523264810028130001406986000000004

Make your payment at
chase.com/paycard

Payment Due Date:	04/04/20
New Balance:	\$14,069.86
Minimum Payment:	\$2,813.00
Account number: 4246 3152 5232 6481	

\$ _____ Amount Enclosed
 Make/Mail to Chase Card Services at the address below:

22309 BEX 9 07020 C
 ROGER WOOD
 SUPERSTITION FIRE
 565 N IDAHO RD
 APACHE JUNCTION AZ 85119-4014

CARDMEMBER SERVICE
 PO BOX 6294
 CAROL STREAM IL 60197-6294

5000 16028 1595 2523 2648 15

ACCOUNT ACTIVITY

Date of Transaction	Merchant Name or Transaction Description	\$ Amount
02/15	Payment ThankYou Image Check	-4,597.03
02/15	Payment ThankYou Image Check	-470.16
02/15	Payment ThankYou Image Check	-277.47
03/04	PNP AZ DOR TAXFEE info@pointand MI 10DF .50 150F .50 400F .50	1.50
03/04	AZ DEPT OF REVENUE TMACCONNEL@AZ AZ 10DF 18436 894	37.33
	ROGER WOOD	
	TRANSACTIONS THIS CYCLE (CARD 6481) \$5305.83- INCLUDING PAYMENTS RECEIVED	
02/10	Center for Public Safety 703-691-4620 VA 18338	118.95
02/10	Center for Public Safety 703-691-4620 VA 18339	580.00
02/11	Center for Public Safety 703-691-4620 VA 18351	625.00
	RICHARD MOONEY	
	TRANSACTIONS THIS CYCLE (CARD 6572) \$1323.95	
02/11	AMERICAN SAFETY AND HEALT 541-3447099 OR 18345	109.60
02/11	STAPLS7304603006000001 877-8267755 NJ 10DF 18342 \$40798	611.98
02/11	AMERICAN SAFETY AND HEALT 541-3447099 OR 18345	21.92
02/11	STAPLS7304603594000001 877-8267755 NJ 10DF 18342 \$47814	717.25
02/20	STAPLS7304601814000001 877-8267755 NJ 10DF 18342 \$21012	315.19
03/05	FEDEX 91702126 800-4633339 TN 18439	176.21
	KELLY BARTZ	
	TRANSACTIONS THIS CYCLE (CARD 6598) \$1952.15	
02/16	ROGUE 614-3586190 OH 10DF 18324 \$125593	1,822.93
	BRETT BROMAN	
	TRANSACTIONS THIS CYCLE (CARD 6630) \$1822.93	
03/03	SMK*SURVEYMONKEY.COM 971-2445555 CA 10DF 18434 \$28057	420.86
	ANNA BUTEL	
	TRANSACTIONS THIS CYCLE (CARD 6655) \$420.86	
03/03	FRONTIER ACE HARDWARE APACHE JUNCTI AZ 18432	27.59
	BRIAN WHITE	
	TRANSACTIONS THIS CYCLE (CARD 6671) \$27.59	
02/11	Amazon.com*PT5EJ8FQ3 Amzn.com/bill WA 18450	42.74
02/11	BRIDGESTONE HOSEPOWER 904-264-1267 FL 18450	1,240.52
02/19	Amazon.com*K68CZ3303 Amzn.com/bill WA 10DF 18450 \$3678	73.56
02/20	Amazon.com*WS3ST6IC3 Amzn.com/bill WA 18450	213.72
02/19	THE FIREFIGHTING DEPOT THEFIREFIGHTI IL 18450	57.03
02/20	FEDEX 506434924 MEMPHIS TN 18450	15.64
02/21	AMZN Mktp US*Q01AQ1V13 Amzn.com/bill WA 18450	50.41
02/22	Amazon.com*P81YG7LA3 Amzn.com/bill WA 10DF 18450 \$5424	108.48
02/23	AMZN Mktp US*0021B5L33 Amzn.com/bill WA 18450	82.14
02/24	COSTCO *BUS CENTER 827 602-274-4661 AZ 10DF 18450 \$652.85	845.85
02/25	AMZN Mktp US*BMB3Y9QP3 Amzn.com/bill WA 18450	118.32
02/26	AMZN Mktp US*7F38R7YD3 Amzn.com/bill WA 18450	16.43
02/25	Amazon.com*ME8361Y81 Amzn.com/bill WA 18450	86.74
02/26	AMZN Mktp US*CT4S76M13 Amzn.com/bill WA 10DF 18450 \$1092	16.43
02/26	FEDEX 507121762 MEMPHIS TN 18450	18.33
02/25	BBQ ISLAND TEMPE AZ 18455	432.40
02/27	THE WEBSTAUARANT STORE 717-392-7472 PA 18450	100.78
02/27	MOORE INDUSTRIAL 513-874-0700 OH 18450	123.73
02/28	AMZN Mktp US*6I3XA6013 Amzn.com/bill WA 10DF 18450 \$2973	59.54
02/27	AMZN Mktp US*KV1ZU99T3 Amzn.com/bill WA 18450	103.70
02/29	AMZN Mktp US*CP8IH2I03 Amzn.com/bill WA 18450	180.59
02/29	Amazon.com*ZJ6ZT4D33 Amzn.com/bill WA 10DF 18450 \$1174	17.63
02/27	SHOPPERS SUPPLY # 7 APACHE JUNCTI AZ 18450	131.32
02/29	AMZN Mktp US*S14UB8SH3 Amzn.com/bill WA 18450	67.13
03/02	AMZN Mktp US*MU5XS30I3 Amzn.com/bill WA 18450	210.09
03/04	AMZN Mktp US*JRONT96X3 Amzn.com/bill WA 18450	109.59
03/04	Amazon.com*7Z9L70R13 Amzn.com/bill WA 18450	9.85
03/03	AMZ*Rough Country LL jimmie@roughc TN 18450	269.90
03/04	IN *COPRO EFP 303-2198013 CO 18450	1,368.14
03/04	AMZN Mktp US*OK0WH3A23 Amzn.com/bill WA 10DF 18450 \$1788	176.82
03/05	AMZN Mktp US*D80SN7ZF3 Amzn.com/bill WA 18450	82.19
	VAUGHN CROSHAW	
	TRANSACTIONS THIS CYCLE (CARD 6687) \$6389.74	
03/03	FIRE PROTECTION PUB 405-744-5892 OK 18446	94.31

ACCOUNT ACTIVITY (CONTINUED)

Date of Transaction	Merchant Name or Transaction Description	\$ Amount
TINA GEROLA TRANSACTIONS THIS CYCLE (CARD 6473) \$94.31		
02/13	THE HOME DEPOT #0404 MESA AZ	1,364.86
02/27	THE FIREFIGHTING DEPOT THEFIREFIGHTI IL	125.02
03/03	ADORAMA, INC ECOMMERCE 212-7410401 NY	68.31
03/07	GOPRO *WWW.GOPRO.COM 888-800-4659 CA	441.31
FOX-TANNER TRANSACTIONS THIS CYCLE (CARD 2689) \$1999.50		

2020 Totals Year-to-Date	
Total fees charged in 2020	\$0.00
Total interest charged in 2020	\$0.00

Year-to-date totals do not reflect any fee or interest refunds you may have received.

INTEREST CHARGES

Your Annual Percentage Rate (APR) is the annual interest rate on your account.

Balance Type	Annual Percentage Rate (APR)	Balance Subject To Interest Rate	Interest Charges
PURCHASES			
Purchases	11.24%(v)(d)	- 0 -	- 0 -
CASH ADVANCES			
Cash Advances	20.24%(v)(d)	- 0 -	- 0 -
BALANCE TRANSFERS			
Balance Transfer	11.24%(v)(d)	- 0 -	- 0 -

29 Days in Billing Period

- (v) = Variable Rate
- (d) = Daily Balance Method (including new transactions)
- (a) = Average Daily Balance Method (including new transactions)

Please see Information About Your Account section for the Calculation of Balance Subject to Interest Rate, Annual Renewal Notice, How to Avoid Interest on Purchases, and other important information, as applicable.



Superstition Fire & Medical District

Monthly Pinal County Treasurer's Bank Account Reconciliation

150 General Fund

Reconciliation References:

- A Beginning bank balance
- B Interest Income
- C Current month's deposits
- D Current month's revenue transfer to the 100 Fund
- E Current month's Accounts Payable disbursements
- F Current month's Payroll disbursements
- G Current month's bank ending balance
- H Accounts Payable checks outstanding at month-end
- I Accounts Payable checks in book / not posted at bank
- J Electronic / ACH clearing bank account balance at month-end
- K Lockbox bank account balance at month-end
- L Cash Balance per G/L Balance Sheet
- M Chase MasterCard credit card payment – warrant #1130003778 (paid 3/11/2020)



**Superstition Fire & Medical District
Ground Transport (Fund 150) Cash Reconciliation
Fiscal Year 2019 - 2020
3/31/2020**

	Deposits (Cash Receipts)	Cash Disbursements	Book Balance
Book Balance as of: 3/1/2020			\$447,539.72 (A)
<u>Activity During the Month</u>			
Journal Entries:			
Interest Income (Expense):	397.00		397.00 (B)
Deposits	291,668.00		291,668.00 (C)
Revenue Transfer		(565.20)	(565.20) (D)
Cash Disbursements			
A) Accounts Payable		(331,154.12)	(331,154.12) (E)
B) Payroll Account		(133,831.95)	(133,831.95) (F)
C) Transfer In / Out			-
	<u>\$292,065.00</u>	<u>(465,551.27)</u>	<u>\$274,053.45</u>

Pinal County Bank Balance

Ending Bank Balance as of: 3/31/2020 Balance from YTD Column \$ 301,480.29 (G)

Less: Outstanding Warrants	Check #		
	A/P	(47,397.36)	(47,397.36) (H)
	Payroll		-
Less: Outstanding Warrants / did not post at bank in time	3837-3847	(26,159.80)	(26,159.80) (I)
			\$ 227,923.13
		Cash Balance in Payroll Clearing Account	\$ -
		Cash Balance in Electronic / ACH Clearing Account	\$ (399.86) (J)
		Cash Balance in LockBox	\$ 16,210.25 (K)
			<u>\$ 243,733.52</u>

Prepared by: [Signature] 4/2/2020

Reviewed by: Roger Wood 4/6/2020

Balance per B/S \$ 243,733.52 (L)
Difference \$ -



Pinal County Treasurer

Monthly Statement

Date Range: 3/1/2020 to 3/31/2020

Account	Period	YTD	
6116421002	Superstition FMD Ground Transport Fund		
Begin Balance:	(A) 447,539.72	186,699.32	
Income:	291,499.80	2,386,909.54	
LOC Advance:	.00	.00	
Expense:	(437,559.23)	(2,272,128.57)	LOC: .00
LOC Payments:	.00	.00	Warrants Outstanding: (47,397.36)
Cash Balance:	(G) 301,480.29	301,480.29	End: 254,082.93

Monthly Statement Summary

Source Code	Description	MTDAmount	YTDAmount
6116421002	Superstition FMD Ground Transport Fund	Beginning Balance: 447,539.72	186,699.32
21100.40	Wells Fargo Bank Investment Interest	5.15	34.45
21100.41	Wells Fargo Repo Investment Interest	.00	408.21
21100.43	Wells Fargo Trust Investment Interest	2.04	24.26
21100.46	Wells Fargo Investment Investment Interest	126.17	552.91
21100.47	WF Money Market Investment Interest	46.41	63.33
21100.48	WF Brokerage Account Investment Interest	.00	53.35
21100.55	Multi-Bank Securities Investment Interest	48.06	222.10
21100.70	Vining Sparks Investment Interest	95.36	1,287.44
21100.80	Stifel Nicolaus & Company Investment Interest	73.81	428.11
7 .0	Deposits	291,668.00	2,378,890.05
73750.0	Revenue Transfer	(565.20)	4,945.33
90930.0	Warrants Redeemed	(331,154.12)	(1,284,813.20)
91220.0	Disbursed by County Treasurer	(106,405.11)	(987,315.37)
	Ending Balance:	301,480.29	301,480.29

Monthly Statement Detail

Date	Notes	Doc #	Amount	C/D
6116421002 Superstition FMD Ground Transport Fund			Beginning Balance: 447,539.72	
21100.40	Wells Fargo Bank Investment Interest		Source Code Total: 5.15	
03/02	Investment Interest	0	5.15	C
21100.43	Wells Fargo Trust Investment Interest		Source Code Total: 2.04	
03/03	Investment Interest	0	2.04	C
21100.46	Wells Fargo Investment Investment Interest		Source Code Total: 126.17	
03/10	Investment Interest	0	37.02	C
03/13	Investment Interest	0	22.79	C
03/30	Investment Interest	0	12.28	C
03/31	Investment Interest	0	54.08	C
21100.47	WF Money Market Investment Interest		Source Code Total: 46.41	
03/03	Investment Interest	0	46.41	C
21100.55	Multi-Bank Securities Investment Interest		Source Code Total: 48.06	
03/16	Investment Interest	0	18.36	C
03/30	Investment Interest	0	29.70	C
21100.70	Vining Sparks Investment Interest		Source Code Total: 95.36	
03/11	Investment Interest	0	35.47	C
03/17	Investment Interest	0	19.54	C
03/18	Investment Interest	0	40.35	C
21100.80	Stifel Nicolaus & Company Investment Interest		Source Code Total: 73.81	
03/03	Investment Interest	0	19.88	C
03/03	Investment Interest	0	28.91	C
03/04	Investment Interest	0	5.35	C
03/06	Investment Interest	0	10.70	C
03/16	Investment Interest	0	8.97	C



Pinal County Treasurer

Monthly Statement


Date Range: 3/1/2020 to 3/31/2020

		Source Code Total: 291,668.00	
73160.0 Deposits			
03/05	WIRED MONEY TO GROUND TRANSPORT FUND	0	74,515.00 C
03/12	WIRED MONEY TO GROUND TRANSPORT FUND	0	66,275.00 C
03/19	WIRED MONEY TO GROUND TRANSPORT FUND	0	49,130.00 C
03/26	WIRED MONEY TO GROUND TRANSPORT FUND	0	70,720.00 C
03/31	150.10.42180.10 Prof Credit / inv 5839 / ck 117682	0	843.00 C
03/31	WIRED MONEY TO GROUND TRANSPORT FUND	0	30,185.00 C
		Source Code Total: (565.20)	
73750.0 Revenue Transfer			
03/31	Transfer Ambo Supplies Expense to 150 Fund	0	(565.20) C
		Source Code Total: (331,154.12)	
90930.0 Warrants Redeemed			
03/02	Paid Warrants	0	(81.91) D
03/03	Paid Warrants	0	(10,438.65) D
03/04	Paid Warrants	0	(3,315.18) D
03/05	Paid Warrants	0	(31,668.81) D
03/06	Paid Warrants	0	(3,422.10) D
03/09	Paid Warrants	0	(1,760.22) D
03/10	Paid Warrants	0	(2,726.55) D
03/11	Paid Warrants	0	(192,096.56) D
03/12	Paid Warrants	0	(12,506.73) D
03/13	Paid Warrants	0	(1,714.70) D
03/16	Paid Warrants	0	(4,311.56) D
03/17	Paid Warrants	0	(3,866.04) D
03/18	Paid Warrants	0	(495.93) D
03/19	Paid Warrants	0	(179.97) D
03/20	Paid Warrants	0	(2,569.04) D
03/23	Paid Warrants	0	(15,267.70) D
03/24	Paid Warrants	0	(17,268.76) D
03/25	Paid Warrants	0	(2,873.18) D
03/26	Paid Warrants	0	(15,348.82) D
03/27	Paid Warrants	0	(104.28) D
03/30	Paid Warrants	0	(608.14) D
03/31	Paid Warrants	0	(8,529.29) D
		Source Code Total: (106,405.11)	
91220.0 Disbursed by County Treasurer			
03/05	Ambulatory Emp Payroll Direct Deposit	0	(32,949.70) D
03/05	District Federal & State P/R Taxes	0	(14,310.14) D
03/05	District 457, union dues, pac	0	(5,815.68) D
03/05	H S A	0	(1,851.12) D
03/19	District Federal & State P/R Taxes	0	(30,759.51) D
03/19	District Federal & State P/R Taxes	0	(13,018.51) D
03/19	District 457, union dues, pac	0	(5,849.33) D
03/19	HSA	0	(1,851.12) D

6116421002 Superstition FMD Ground Transport Fund **Ending Balance: 301,480.29**

Warrant Detail

Payee Name	Warrant	Amount	Issue Dt	Status Dt	Voucher
6116421002 Superstition FMD Ground Transport Fund					
					Account Total: 378,551.48
Fund: 1130					Fund Total: 352,171.32
Status: OUTS					Status Total: 47,397.36
MYRA L WOLFF	1130003233	103.61	08/07/19	08/07/19	
S JARD INSURANCE COMPANY	1130003327	794.24	09/11/19	09/11/19	
CALWELL IRREVOCABLE TRUST III	1130003493	137.59	11/20/19	11/21/19	
GRAEME BINCH	1130003562	92.28	12/18/19	12/18/19	
ARIZONA PHYSICIANS IPA INC	1130003626	100.13	01/15/20	01/15/20	
AZ DEPT OF HEALTH SERVICES	1130003721	250.00	02/26/20	02/26/20	
APACHE JUNCTION UNIFIED	1130003745	1,417.26	03/04/20	03/04/20	
FOOTHILLS PUBLISHING INC	1130003750	51.88	03/04/20	03/04/20	
CARE1ST HEALTH PLAN	1130003755	288.66	03/04/20	03/04/20	

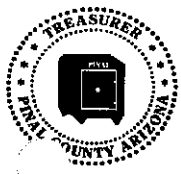


Pinal County Treasurer

Monthly Statement

Date Range: 3/1/2020 to 3/31/2020

CARE1ST HEALTH PLAN	1130003756	323.20	03/04/20	03/04/20
OPTUMCARE	1130003757	258.43	03/04/20	03/04/20
OPTUMCARE	1130003760	257.69	03/04/20	03/04/20
APACHE JUNCTION UNIFIED	1130003774	1,419.47	03/11/20	03/11/20
ADVANCED DATA PROCESSING, INC	1130003781	11,447.36	03/11/20	03/11/20
ARIZONA COMPLETE HEALTHF	1130003783	1,094.56	03/11/20	03/11/20
MERCY CARE	1130003784	1,113.91	03/11/20	03/11/20
ARIZONA PHYSICIANS IPA INC	1130003786	992.71	03/11/20	03/11/20
ARIZONA PHYSICIANS IPA INC	1130003787	92.55	03/11/20	03/11/20
ARIZONA PHYSICIANS IPA INC	1130003788	93.34	03/11/20	03/11/20
TOSHIBA BUSINESS SOLUTIONS,INC	1130003792	86.09	03/11/20	03/11/20
ARIZONA BEST SEAL TEAM, DBA:	1130003806	546.66	03/18/20	03/18/20
PHOENIX TECHNOLOGY SOLUTIONS	1130003811	33.00	03/18/20	03/18/20
AETNA BEHAVIORAL HEALTH, LLC	1130003815	215.04	03/25/20	03/25/20
AFLAC	1130003816	350.64	03/25/20	03/25/20
WATER UTILITIES COMM FD DBA	1130003817	17.33	03/25/20	03/25/20
ARIZONA WATER COMPANY, INC.	1130003818	91.83	03/25/20	03/25/20
AZ DPS	1130003819	22.00	03/25/20	03/25/20
AT&T CORP	1130003820	408.92	03/25/20	03/25/20
DELTA DENTAL OF ARIZONA	1130003821	937.03	03/25/20	03/25/20
DELTA DENTAL INSURANCE COMPANY	1130003822	80.37	03/25/20	03/25/20
ROBERT E DEBOW JR. CONST, INC.	1130003823	896.66	03/25/20	03/25/20
GINCO PLUMBING LLC	1130003824	75.00	03/25/20	03/25/20
MEDLINE INDUSTRIES, INC.	1130003826	323.98	03/25/20	03/25/20
REDBURN TIRE COMPANY, INC.	1130003828	1,900.21	03/25/20	03/25/20
GARY A. SMITH, MD, PLLC	1130003829	3,750.00	03/25/20	03/25/20
STANDARD INSURANCE COMPANY	1130003830	728.65	03/25/20	03/25/20
SUPERSTITION SAFETY SERV, LLC	1130003831	32.99	03/25/20	03/25/20
MATLICK ENTERPRISES INC DBA	1130003833	251.15	03/25/20	03/25/20
UNITED HEALTHCARE INSURANCE CO	1130003834	13,611.66	03/25/20	03/25/20
VISION SERVICE PLAN	1130003835	157.53	03/25/20	03/25/20
WAXIE'S ENTERPRISES, INC	1130003836	2,551.75	03/25/20	03/25/20
Status: PAID				Status Total: 304,773.96
STEWARD HEALTH CHOICE ARIZONA	1130003625	353.70	01/15/20	03/30/20
CINDY ELBERT INSURANCE SERVICE	1130003702	6,791.50	02/12/20	03/03/20
TOSHIBA BUSINESS SOLUTIONS,INC	1130003710	86.09	02/12/20	03/05/20
AA COOLING AND HEATING LLC	1130003713	1,053.32	02/26/20	03/04/20
ZICHERON, INC. DBA	1130003714	363.78	02/26/20	03/06/20
AETNA BEHAVIORAL HEALTH, LLC	1130003715	222.72	02/26/20	03/04/20
A.F.D.A.	1130003716	338.33	02/26/20	03/06/20
AMERIGAS PROPANE LP	1130003717	1,760.22	02/26/20	03/09/20
WATER UTILITIES COMM FD DBA	1130003718	148.23	02/26/20	03/06/20
ARIZONA WATER COMPANY, INC.	1130003719	166.53	02/26/20	03/05/20
AT&T CORP	1130003720	408.92	02/26/20	03/05/20
BOUND TREE MEDICAL LLC	1130003723	632.16	02/26/20	03/04/20
CITY OF APACHE JUNCTION	1130003724	2,101.62	02/26/20	03/06/20
CITY OF MESA	1130003725	14,834.56	02/26/20	03/05/20
DELTA DENTAL OF ARIZONA	1130003726	1,050.64	02/26/20	03/05/20
DELTA DENTAL INSURANCE COMPANY	1130003727	80.37	02/26/20	03/05/20
ELLIOTT AUTO SUPPLY CO, INC.	1130003728	221.09	02/26/20	03/05/20
CSC ELECTRICAL CONTRACTOR, LLC	1130003729	41.66	02/26/20	03/03/20
GINCO PLUMBING LLC	1130003730	303.17	02/26/20	03/04/20
LIBERTY WATER COMPANY, INC.	1130003731	49.52	02/26/20	03/03/20
PROFESSIONAL SALES & SERVICE	1130003732	550.51	02/26/20	03/11/20
CENTRAL MARTIN	1130003733	81.91	02/26/20	03/02/20
PHOENIX TECHNOLOGY SOLUTIONS	1130003734	33.00	02/26/20	03/04/20
RIGHT AWAY DISPOSAL, LLC	1130003735	100.82	02/26/20	03/06/20
SAN TAN FORD	1130003736	370.54	02/26/20	03/03/20
STANDARD INSURANCE COMPANY	1130003737	789.34	02/26/20	03/05/20
STRYKER SALES CORPORATION	1130003738	369.32	02/26/20	03/06/20
SUPERSTITION SAFETY SERV, LLC	1130003739	32.99	02/26/20	03/04/20
TELEFLEX LLC	1130003740	3,014.00	02/26/20	03/03/20



Pinal County Treasurer

Monthly Statement

Date Range: 3/1/2020 to 3/31/2020

MATLICK ENTERPRISES INC DBA	1130003741	100.32	02/26/20	03/04/20
UNITED HEALTHCARE INSURANCE CO	1130003742	14,031.27	02/26/20	03/05/20
VISION SERVICE PLAN	1130003743	171.43	02/26/20	03/03/20
BRENDEN ESPIE	1130003744	937.50	02/26/20	03/04/20
ARIZONA WATER COMPANY, INC.	1130003746	95.26	03/04/20	03/10/20
ARIZONAWATERCONDITIONING DBA	1130003747	145.91	03/04/20	03/13/20
BENCHMARK INSURANCE COMPANY	1130003748	4,311.56	03/04/20	03/16/20
IGMAN'S FURNITURE REPAIR	1130003749	33.33	03/04/20	03/12/20
WEX BANK DBA	1130003751	1,242.18	03/04/20	03/13/20
ADVANCED DATA PROCESSING, INC	1130003752	12,473.40	03/04/20	03/12/20
MEDIACOM	1130003753	2,459.16	03/04/20	03/10/20
MEDIACOM	1130003754	172.13	03/04/20	03/10/20
CHAMP VA	1130003758	104.97	03/04/20	03/19/20
JEANNE D LECLAIR	1130003759	50.00	03/04/20	03/11/20
DAWN M FISCHER	1130003761	265.00	03/04/20	03/11/20
CADWELL IRREVOCABLE TRUST III	1130003762	132.17	03/04/20	03/11/20
SALT RIVER PROJECT	1130003763	871.91	03/04/20	03/11/20
SANTANDER BANK N.A.	1130003764	175,147.68	03/04/20	03/11/20
SAN TAN FORD	1130003765	100.00	03/04/20	03/11/20
SOLVENT RECY-CLEAN, INC	1130003766	37.67	03/04/20	03/11/20
SOUTHWEST GAS CORPORATION	1130003767	76.61	03/04/20	03/13/20
SUPERSTITION MOUNTAINS CFD #1	1130003768	128.70	03/04/20	03/11/20
MATLICK ENTERPRISES INC DBA	1130003769	38.11	03/04/20	03/11/20
UNITED STATES POSTAL SERVICE	1130003770	250.00	03/04/20	03/13/20
WAXIE'S ENTERPRISES, INC	1130003771	1,021.28	03/04/20	03/11/20
AA COOLING AND HEATING LLC	1130003772	75.00	03/11/20	03/19/20
AIR GAS PROPANE LP	1130003773	32.88	03/11/20	03/23/20
BRENDEN ESPIE	1130003775	416.67	03/11/20	03/17/20
BOUND TREE MEDICAL LLC	1130003776	15,234.82	03/11/20	03/23/20
BUD'S BULK ICE SERVICE, INC	1130003777	369.97	03/11/20	03/24/20
CHASE	1130003778	1,762.29	03/11/20	03/17/20
CITY OF APACHE JUNCTION	1130003779	1,629.54	03/11/20	03/20/20
CITY OF MESA	1130003780	137.00	03/11/20	03/20/20
MEDLINE INDUSTRIES, INC.	1130003782	268.08	03/11/20	03/20/20
UNIVERSITY FAMILY CARE	1130003785	743.27	03/11/20	03/24/20
AETNA LIFE INSURANCE COMPANY	1130003789	16.42	03/11/20	03/27/20
CENTURYLINK	1130003790	534.42	03/11/20	03/20/20
TELEFLEX LLC	1130003791	1,336.32	03/11/20	03/17/20
UNIFIRST CORPORATION	1130003793	350.76	03/11/20	03/17/20
VERIZON WIRELESS SERVICES LLC	1130003794	495.93	03/11/20	03/18/20
WATER UTILITIES COMM FD DBA	1130003795	130.89	03/18/20	03/31/20
ARIZONA WATER COMPANY, INC.	1130003796	81.65	03/18/20	03/24/20
BANNER GOLDFIELD MEDICAL CEN	1130003797	1,004.50	03/18/20	03/24/20
BANNER BAYWOOD MEDICAL CENTER	1130003798	240.40	03/18/20	03/24/20
BENCHMARK INSURANCE COMPANY	1130003799	1,673.55	03/18/20	03/24/20
BOUND TREE MEDICAL LLC	1130003800	5,927.47	03/18/20	03/31/20
CITY OF MESA	1130003801	15,348.82	03/18/20	03/26/20
BANNER DESERT MEDICAL CENTER	1130003802	84.70	03/18/20	03/24/20
ELLIOTT AUTO SUPPLY CO, INC.	1130003803	331.63	03/18/20	03/25/20
GINCO PLUMBING LLC	1130003804	149.99	03/18/20	03/25/20
GRAINGER	1130003805	1,638.02	03/18/20	03/25/20
KANSAS STATE BANK OF MANHATTAN	1130003807	79.20	03/18/20	03/25/20
PENGUIN AIR ARIZONA, LLC	1130003808	463.33	03/18/20	03/25/20
CADWELL IRREVOCABLE TRUST III	1130003809	132.17	03/18/20	03/30/20
PROSHRED SECURITY ARIZONA	1130003810	18.34	03/18/20	03/25/20
CENTURYLINK	1130003812	87.86	03/18/20	03/27/20
RIGHT AWAY DISPOSAL, LLC	1130003813	100.82	03/18/20	03/30/20
SAN TAN FORD	1130003814	636.76	03/18/20	03/24/20
LIBERTY WATER COMPANY, INC.	1130003825	44.23	03/25/20	03/31/20
PETTY CASHIER/ROGER WOOD	1130003827	21.45	03/25/20	03/30/20
TELEFLEX LLC	1130003832	2,426.70	03/25/20	03/31/20

(M)



Pinal County Treasurer

Monthly Statement

Date Range: 3/1/2020 to 3/31/2020

Status: PAID

Status Total: 26,380.16

JAMES R. VAUGHN, PC TRUST ACCOUNT	1131000506	260.91	03/06/20	03/11/20
ARIZONA STATE RETIREMENT SYSTEM	1131000507	13,367.62	03/06/20	03/11/20
AZ FF RETIREE HEALTH TRUST FUND	1131000508	125.00	03/06/20	03/11/20
JAMES R. VAUGHN, PC TRUST ACCOUNT	1131000509	192.67	03/20/20	03/25/20
ARIZONA STATE RETIREMENT SYSTEM	1131000510	12,283.96	03/20/20	03/24/20
AZ FF RETIREE HEALTH TRUST FUND	1131000511	150.00	03/20/20	03/24/20
	Count	Amount		
Total OUTS:	41	47,397.36		
Total PAID:	96	331,154.12		



Pinal County Treasurer

Pending Treasurer Receipt

Control No. 344643

Treasurer's Office Use
Receipt No.: _____
Posted By: _____

Receipt Date: 3/5/2020 Cash: \$0.00 Submitted By: JenniferBurke1
 Total Amount: \$74,515.00 Check: \$0.00 Department: Supersition Fire & Medical District
 Wire/Direct Deposit: \$74,515.00
 Credit Card: \$0.00

GL	Source	Cost	Object	Subsid	Subled	Type	Notes	Amount
6116421002	73160.0						WIRED MONEY TO GROUND TRANSPORT FUND	\$74,515.00

C-1



Pinal County Treasurer

Pending Treasurer Receipt

Control No. 344953

Treasurer's Office Use
Receipt No.: _____
Posted By: _____

Receipt Date: 3/12/2020 Cash: \$0.00 Submitted By: JenniferBurke1
 Total Amount: \$66,275.00 Check: \$0.00 Department: Superstition Fire & Medical District
 Wire/Direct Deposit: \$66,275.00
 Credit Card: \$0.00

GL	Source	Cost	Object	Subsid	Subled	Type	Notes	Amount
6116421002	73160.0						WIRED MONEY TO GROUND TRANSPORT FUND	\$66,275.00

C-2



Control No. 345228

Pinal County Treasurer Pending Treasurer Receipt

Treasurer's Office Use

Receipt No.:

Posted By:

Receipt Date: 3/19/2020 Cash: \$0.00 Submitted By: JenniferBurke1
 Total Amount: \$49,130.00 Check: \$0.00 Department: Superstition Fire & Medical District
 Wire/Direct Deposit: \$49,130.00
 Credit Card: \$0.00

GL	Source	Cost	Object	Subsid	Subled	Type	Notes	Amount
6116421002	73160.0						WIRED MONEY TO GROUND TRANSPORT FUND	\$49,130.00

03


Superstition Fire & Medical District

AR Payment Register (Detail)

Bank ID: Equal To M

Check No. / Payment ID	Payee Name / Customer Name	Invoice No. / Account Number	Amount Paid
BANK: M GROUND TRANSPORT FUND CHECKING			
DEPOSIT: 2,777	DATE: 03/25/20		
117682	Prof Credit/Inv 5839/ck 117682	Check	\$843.00
	Professional Credit (PROCRE)	Invoice : 005839	\$843.00
		CHECK # 117682 TOTAL:	\$843.00
		DEPOSIT 2,777 TOTAL:	\$843.00
		TOTAL FOR BANK ID: M	\$843.00
		GRAND TOTAL OF ALL CHECKS:	\$843.00
		GRAND TOTAL OF ALL CREDIT CARDS:	\$0.00
		GRAND TOTAL OF ALL CASH:	\$0.00
		GRAND TOTAL OF ALL EFT:	\$0.00
		GRAND TOTAL OF ALL PAYMENTS:	\$843.00
		GRAND TOTAL OF ALL ADJUSTMENTS:	\$0.00
		COMBINED TOTAL:	\$843.00

c-4



Pinal County Treasurer

Pending Treasurer Receipt

Control No. 345490

Treasurer's Office Use


Receipt No.:

Posted By:

Receipt Date: 3/26/2020 Cash: \$0.00 Submitted By: JenniferBurke1
 Total Amount: \$70,720.00 Check: \$0.00 Department: Superstition Fire & Medical District
 Wire/Direct Deposit: \$70,720.00
 Credit Card: \$0.00

GL	Source	Cost	Object	Subsid	Subled	Type	Notes	Amount
6116421002	73160.0						WIRED MONEY TO GROUND TRANSPORT FUND	\$70,720.00

CS



Pinal County, Treasurer

Pending Treasurer Receipt

Control No. 345641

Treasurer's Office


Receipt No.:

Posted By:

Receipt Date: 3/31/2020 Cash: \$0.00 Submitted By: JenniferBurke1
 Total Amount: \$30,185.00 Check: \$0.00 Department: Superstition Fire & Medical District
 Wire/Direct Deposit: \$30,185.00
 Credit Card: \$0.00

GL	Source	Cost	Object	Subsid	Subled	Type	Notes	Amount
6116421002	73160.0						WIRED MONEY TO GROUND TRANSPORT FUND	\$30,185.00

C-Lo



TREASURER AGENCY SERVICES

PINAL COUNTY
ESTABLISHED 1891

Jennifer Burke

Superstition Fire & Medical District

[Home](#)

[Contact Us](#)

[Help](#)

[Logout](#)

Inquiry ▲

GL Accounts

GL Transactions

Warrant Search

Treasurer Receipts

Warrant Maintenance ▲

Warrant Accounts

Add New Warrant

Bulk Upload Warrants

Fund Transfers ▲

Fund Transfer

Bulk Upload Transfers

Treasurer Receipts ▲

Add New Receipt

Upload Receipt File

Reports ▲

Monthly Statement

Tax Distribution

Top 50 Tax Payers

Authority Assessments

Authority Tax Payments

Warrants Over 1 Year

School Summary

LOC Advances Summary

Tax Adjustments by Auth

Profile ▲

My Profile

General Ledger Transactions

Advanced Search

GL Account:

Notes:

Source Code:

Post Date Range: to

Amount Range: to

Source Category: Income Transfers Credit Transfers Debit Disbursements

GL	Post Date	SC	Notes	Doc	Doc Ref	Amount
6116421002	3/31/2020	73750.0	Transfer Ambo Supplies Expense to 150 Fund	TR		(\$565.20)
						(\$565.20)

Page 1 of 1

1 - 1 of 1 items

[GL Account Details](#)

1

Using a modern browser ensures the best user experience on this website. You can check your browser is up to date by clicking [Browser Compatability Check](#).

Superstition Fir Medical District
GL Account Ledger - Detail By Period
3/1/2020 through 3/31/2020

Batch	Journal	Entry #	Date	Job	Document	Description	Debits	Credits	Balance
150-10-10150-10						PAYROLL ACCOUNT (TRANSPORT)			(\$1,100,625.28)
17429	PR	770224	03/06/20		506 - 3988	Payroll All Freq 3/1/2020	-	52,518.91	(1,153,144.19)
17432	Z	770280	03/06/20		JE0302	Payroll All Freq	-	1,046.68	(1,154,190.87)
17435	J	770299	03/06/20		JE0304	Paydate 030620 Rcls	-	14,310.14	(1,168,501.01)
17435	J	770303	03/06/20		JE0304	Paydate 030620 Rcls	-	1,851.12	(1,170,352.13)
17451	PR	770756	03/20/20		509 - 4028	Payroll All Freq 3/15/2020	-	49,235.47	(1,219,587.60)
17457	J	770999	03/20/20		JE0307	Paydate 032020 Rcls	-	13,018.51	(1,232,606.11)
17457	J	771003	03/20/20		JE0307	Paydate 032020 Rcls	-	1,851.12	(1,234,457.23)
PAYROLL ACCOUNT (TRANSPORT) TOTALS:							\$0.00	\$133,831.95	(\$1,234,457.23)

TOTAL OF LEDGER: \$0.00

F

TOTAL OF LEDGER: \$133,831.95

Superstition Fire & Medical District
AP Check Register (Current by Bank)
Check Date: 3/31/2020

Check No.	Date	Status*	Vendor ID	Payee Name	Amount
BANK ID: M - GROUND TRANSPORT FUND CHECKING					150-10-10100-10
3837	03/31/20	P	ARI001	Arizona Water Company, Inc.	\$94.22
3838	03/31/20	P	AVIDLS	Avid Locksmith, LLC	\$117.57
3839	03/31/20	P	BOUTC	Bound Tree Medical LLC	\$8,791.08
3840	03/31/20	P	FRANEL	CSC Electrical Contractor, LLC	\$154.16
3841	03/31/20	P	INTERM	Advanced Data Processing, Inc	\$12,386.26
3842	03/31/20	P	PIT001	Pitney Bowes	\$46.85
3843	03/31/20	P	SAL001	Salt River Project	\$884.00
3844	03/31/20	P	SANFOR	Don Sanderson Ford, Inc	\$96.38
3845	03/31/20	P	SANTPA	Jose Milton Santibanez Lopez,	\$3,165.16
3846	03/31/20	P	UNI001	Matlick Enterprises Inc dba	\$39.89
3847	03/31/20	P	WAXIE	Waxie's Enterprises, Inc	\$384.23
BANK M REGISTER TOTAL:					\$26,159.80
GRAND TOTAL :					\$26,159.80

(I)

* Check Status Types: "P" - Printed ; "M" - Manual ; "V" - Void (Void Date); "A" - Application; "E" - EFT
** Denotes broken check sequence.

Commercial Checking Acct Public Funds

Account number: 4942920083 ■ March 1, 2020 - March 31, 2020 ■ Page 1 of 7



SUPERSTITION FIRE & MEDICAL DISTRICT
GROUND TRANSPORTATION
565 N IDAHO RD
APACHE JUNCTION AZ 85119-4014

Questions?

Call your Customer Service Officer or Client Services
1-800-AT WELLS (1-800-289-3557)
5:00 AM TO 6:00 PM Pacific Time Monday - Friday

Online: wellsfargo.com

Write: Wells Fargo Bank, N.A. (182)
PO Box 63020
San Francisco, CA 94163

Account summary

Commercial Checking Acct Public Funds

Handwritten notes: $\frac{100F}{400.00}$ and $\frac{150F}{(399.86)}$ with a circled 'J'.

Account number	Beginning balance	Total credits	Total debits	Ending balance
4942920083	\$8,214.36	\$284,101.26	-\$292,315.48	\$0.14

Credits

Electronic deposits/bank credits

Effective date	Posted date	Amount	Transaction detail
	03/02	1,714.16	Merchant Service Merch Dep 200229 8029396648 Superstition Fire and
	03/02	250.00	Merchant Service Merch Dep 200228 8029396648 Superstition Fire and
	03/02	6,821.13	Noridian Azutmt Hcclaimpmt 200227 1184003220 TRN*1*892173208*1450173185~
	03/02	1,643.99	Bcbs of Arizona Hcclaimpmt 200227 1184003220 TRN*1*508783894*1860004538\
	03/02	1,629.86	36 Treas 310 Misc Pay 030220 xxxxx0012 Ea*1*047507189\
	03/02	436.29	36 Treas 310 Misc Pay 030220 xxxxx0012 A*1*047507188\
	03/02	212.17	Hhp Texas Hcclaimpmt 200302 362703 TRN*1*011840012667207*1610994632\
	03/02	166.87	Mercy Care Plan Hcclaimpmt 200228 00145658 TRN*1*5440079*1860527381*Altcs General\
	03/02	98.89	Cigna Hcclaimpmt 022720 1184003220 TRN*1*200227090046248*1591031071\
	03/02	50.00	Pnp Billpayment 022620Sett 200302 6500 Apache Junction Fire D
	03/03	162.99	Merchant Service Merch Dep 200301 8029396648 Superstition Fire and
	03/03	835.04	Noridian Azutmt Hcclaimpmt 200229 1184003220 TRN*1*892177222*1450173185~
	03/03	828.48	Hhp Texas Hcclaimpmt 200303 362703 TRN*1*011840012669753*1610994632\
	03/03	611.88	Humana Ins CO Hcclaimpmt 200303 362703 TRN*1*001290049062224*1391263473\
	03/03	499.76	Humana Ins CO Hcclaimpmt 200303 362703 TRN*1*001290049091282*1391263473\

Electronic deposits/bank credits (continued)

<i>Effective date</i>	<i>Posted date</i>	<i>Amount</i>	<i>Transaction detail</i>
	03/03	286.09	Hhp Texas Hcclaimpmt 200303 362703 TRN*1*011840012668008*1610994632\
	03/03	225.60	Humana Cha Disb Hcclaimpmt 200303 362703 TRN*1*014840101153596*1611013183\
	03/03	224.86	Humana Cha Disb Hcclaimpmt 200303 362703 TRN*1*014840101149256*1611013183\
	03/03	135.58	Hdic Hcclaimpmt 200303 362703 TRN*1*017370010751481*1390714280\
	03/03	76.85	Bcbs of Arizona Hcclaimpmt 200228 1184003220 TRN*1*508839773*1860004538\
	03/03	20.00	Pnp Billpayment 022720Sett 200303 6500 Apache Junction Fire D
	03/04	115.00	Merchant Service Merch Dep 200303 8029396648 Superstition Fire and
	03/04	3,138.34	Mercy Care Plan Hcclaimpmt 200303 00145658 TRN*1*5442115*1860527381*Ahcccs Acute\
	03/04	742.36	Bcbs of Arizona Hcclaimpmt 200302 1184003220 TRN*1*509692034*1860004538\
	03/04	372.71	Mercy Care Plan Hcclaimpmt 200303 00145658 TRN*1*5444886*1860527381* Mercy Care Advantage - S
	03/04	193.64	Bcbs of Arizona Hcclaimpmt 200302 1184003220 TRN*1*509694514*1860004538\
	03/04	130.83	Aetna H09 Hcclaimpmt 1184003220 TRN*1*160228200344119*1066033492\
	03/05	41,775.00	WT Seq#91685 Superstition Fire & Med /Org=Superstition Fire & Medical Distri Srf# Gb00000031748260 Trn#200305091685 Rfb# 427
	03/05	993.22	Merchant Service Merch Dep 200304 8029396648 Superstition Fire and
	03/05	1,837.45	Noridian Azutmt Hcclaimpmt 200303 1184003220 TRN*1*892185030*1450173185~
	03/05	468.76	Aetna H09 Hcclaimpmt 1184003220 TRN*1*160302200293871*1066033492\
	03/05	100.00	Pnp Billpayment 030220Sett 200305 6500 Apache Junction Fire D
	03/05	96.30	Bcbs of Arizona Hcclaimpmt 200303 1184003220 TRN*1*509747120*1860004538\
	03/06	30.00	Merchant Service Merch Dep 200305 8029396648 Superstition Fire and
	03/06	2,947.26	Noridian Azutmt Hcclaimpmt 200305 1184003220 TRN*1*892188814*1450173185~
	03/06	539.42	Aetna AS01 Hcclaimpmt 1184003220 TRN*1*882006101007663*1066033492\
	03/06	435.68	Aetna H09 Hcclaimpmt 1184003220 TRN*1*160303200380818*1066033492\
	03/09	1,692.21	Merchant Service Merch Dep 200306 8029396648 Superstition Fire and
	03/09	166.48	Merchant Service Merch Dep 200307 8029396648 Superstition Fire and
	03/09	1,394.75	Cigna Hcclaimpmt 030620 1184003220 TRN*1*200305070000003*1060303370\
	03/09	810.53	Noridian Azutmt Hcclaimpmt 200306 1184003220 TRN*1*892193042*1450173185~
	03/09	447.21	Optum Lifeprint Hcclaimpmt 091000016930808 TRN*1*6930808*1272337487~
	03/09	103.61	Cigna Hcclaimpmt 030520 1184003220 TRN*1*200305090045524*1591031071\
	03/09	95.08	Mercy Care Plan Hcclaimpmt 200306 00145658 TRN*1*5445901*1860527381*Altcs General\

Electronic deposits/bank credits (continued)

<i>Effective date</i>	<i>Posted date</i>	<i>Amount</i>	<i>Transaction detail</i>
	03/10	2,910.03	Bcbs of Arizona Hcclaimpmt 200306 1184003220 TRN*1*509890899*1860004538\
	03/10	2,586.02	Noridian Azutmt Hcclaimpmt 200306 1184003220 TRN*1*892196964*1450173185~
	03/10	241.14	Hmp Hcclaimpmt 200310 362703 TRN*1*011900016571403*1611103898\
	03/10	214.91	Aetna H09 Hcclaimpmt 1184003220 TRN*1*160305200616066*1066033492\
	03/10	212.17	Hhp Texas Hcclaimpmt 200310 362703 TRN*1*011840012672440*1610994632\
	03/10	178.56	Humana Ins CO Hcclaimpmt 200310 362703 TRN*1*001290049165530*1391263473\
	03/11	187.61	Merchant Service Merch Dep 200310 8029396648 Superstition Fire and
	03/11	5,494.31	Mercy Care Plan Hcclaimpmt 200310 00145658 TRN*1*5447933*1860527381*Ahcccs Acute\
	03/11	4,208.16	Noridian Azutmt Hcclaimpmt 200310 1184003220 TRN*1*892200946*1450173185~
	03/11	1,626.70	36 Treas 310 Misc Pay 031120 xxxxx0012 7774932\lea*1*047774898\
	03/11	1,303.89	Cigna Hcclaimpmt 030720 1184003220 TRN*1*200307090045660*1591031071\
	03/12	34,890.00	WT Seq#98085 Superstition Fire & Med /Org=Superstition Fire & Medical Distri Srf# Gb00000031906657 Trn#200312098085 Rfb# 430
	03/12	389.29	Merchant Service Merch Dep 200311 8029396648 Superstition Fire and
	03/12	2,585.86	Noridian Azutmt Hcclaimpmt 200311 1184003220 TRN*1*892204871*1450173185~
	03/12	243.53	Hwho Hcclaimpmt 200312 362703 TRN*1*009000012293229*1391525003\
	03/12	242.08	Hhp Texas Hcclaimpmt 200312 362703 TRN*1*011840012674913*1610994632\
	03/12	100.00	Pnp Billpayment 030920Sett 200312 6500 Apache Junction Fire D
	03/12	97.37	Bcbs of Arizona Hcclaimpmt 200310 1184003220 TRN*1*510093458*1860004538\
	03/13	250.00	Merchant Service Merch Dep 200312 8029396648 Superstition Fire and
	03/13	2,062.67	Aetna AS01 Hcclaimpmt 1184003220 TRN*1*820070000323161*1066033492\
	03/13	955.57	Aetna AS01 Hcclaimpmt 1184003220 TRN*1*820070000323157*1066033492\
	03/13	911.43	Bcbs of Arizona Hcclaimpmt 200311 1184003220 TRN*1*510140279*1860004538\
	03/13	701.21	Noridian Azutmt Hcclaimpmt 200312 1184003220 TRN*1*892208790*1450173185~
	03/16	1,353.25	Merchant Service Merch Dep 200313 8029396648 Superstition Fire and
	03/16	50.00	Merchant Service Merch Dep 200314 8029396648 Superstition Fire and
	03/16	9,592.76	Noridian Azutmt Hcclaimpmt 200312 1184003220 TRN*1*892213064*1450173185~
	03/16	1,831.37	Bcbs of Arizona Hcclaimpmt 200312 1184003220 TRN*1*510192807*1860004538\
	03/16	1,475.00	Aetna AS01 Hcclaimpmt 1184003220 TRN*1*820071000331700*1066033492\
	03/16	300.00	Pnp Billpayment 031120Sett 200316 6500 Apache Junction Fire D

Electronic deposits/bank credits (continued)

<i>Effective date</i>	<i>Posted date</i>	<i>Amount</i>	<i>Transaction detail</i>
	03/17	506.96	Hhp Texas Hcclaimpmt 200317 362703 TRN*1*011840012678680*1610994632\
	03/17	449.46	Humana Ins CO Hcclaimpmt 200317 362703 TRN*1*001290049334494*1391263473\
	03/17	433.28	Hhp Texas Hcclaimpmt 200317 362703 TRN*1*011840012676828*1610994632\
	03/17	366.73	Noridian Azutmt Hcclaimpmt 200314 1184003220 TRN*1*892216985*1450173185~
	03/17	295.05	Humana Ins CO Hcclaimpmt 200317 362703 TRN*1*001290049303362*1391263473\
	03/17	253.78	Washington Natio Hcclaimpmt 041001039558142 TRN*1*9558142*1161933760~
	03/17	226.30	Optum Lifeprint Hcclaimpmt 091000019579110 TRN*1*9579110*1272337487~
	03/17	200.00	Pnp Billpayment Payables 200317 6500 Apache Junction Fire D
	03/17	168.96	Hdic Hcclaimpmt 200317 362703 TRN*1*017370010776815*1390714280\
	03/18	175.00	Merchant Service Merch Dep 200317 8029396648 Superstition Fire and
	03/18	1,513.83	Bcbs of Arizona Hcclaimpmt 200316 1184003220 TRN*1*510399137*1860004538\
	03/18	954.46	Mercy Care Plan Hcclaimpmt 200317 00145658 TRN*1*5454058*1860527381*Ahcccs Acute\
	03/18	366.73	Mercy Care Plan Hcclaimpmt 200317 00145658 TRN*1*5456904*1860527381* Mercy Care Advantage - S
	03/19	19,170.00	WT Seq#82094 Superstition Fire & Med /Org=Superstition Fire & Medical Distri Srrf# Gb00000032064728 Trn#200319082094 Rfb# 433
	03/19	784.72	Merchant Service Merch Dep 200318 8029396648 Superstition Fire and
	03/19	1,548.45	Aetna H09 Hcclaimpmt 1184003220 TRN*1*160316200222097*1066033492\
	03/19	1,502.79	Noridian Azutmt Hcclaimpmt 200317 1184003220 TRN*1*892224868*1450173185~
	03/19	685.88	Optum Lifeprint Hcclaimpmt 091000019897013 TRN*1*9897013*1272337487~
	03/19	368.48	Bcbs of Arizona Hcclaimpmt 200317 1184003220 TRN*1*510441947*1860004538\
	03/19	279.37	Hhp Texas Hcclaimpmt 200319 362703 TRN*1*011840012679379*1610994632\
	03/20	100.00	Merchant Service Merch Dep 200319 8029396648 Superstition Fire and
	03/20	1,462.61	Aetna AS01 Hcclaimpmt 1184003220 TRN*1*820077000258291*1066033492\
	03/20	200.00	Pnp Billpayment 031720Sett 200320 6500 Apache Junction Fire D
	03/23	576.23	Merchant Service Merch Dep 200320 8029396648 Superstition Fire and
	03/23	365.00	Merchant Service Merch Dep 200321 8029396648 Superstition Fire and
	03/23	6,690.41	Noridian Azutmt Hcclaimpmt 200319 1184003220 TRN*1*892232586*1450173185~
	03/23	457.39	Aetna H09 Hcclaimpmt 1184003220 TRN*1*160318200379045*1066033492\
	03/23	186.09	Bcbs of Arizona Hcclaimpmt 200319 1184003220 TRN*1*510548594*1860004538\

Electronic deposits/bank credits (continued)

<i>Effective date</i>	<i>Posted date</i>	<i>Amount</i>	<i>Transaction detail</i>
	03/23	95.84	36 Treas 310 Misc Pay 032320 xxxxx0012 *15*091158328\GE*1*48062528\lea*1*048062494\
	03/23	93.56	Mercy Care Plan Hcclaimpmt 200320 00145658 TRN*1*5458011*1860527381*Altcs General\
	03/24	55.22	Merchant Service Merch Dep 200322 8029396648 Superstition Fire and
	03/24	30.00	Merchant Service Merch Dep 200323 8029396648 Superstition Fire and
	03/24	4,940.21	Noridian Azutmt Hcclaimpmt 200320 1184003220 TRN*1*892236504*1450173185~
	03/24	1,501.62	Aetna AS01 Hcclaimpmt 1184003220 TRN*1*820079000284287*1066033492\
	03/24	493.10	Humana Ins CO Hcclaimpmt 200324 362703 TRN*1*001290049457475*1391263473\
	03/24	460.06	Optum Lifeprint Hcclaimpmt 091000010404194 TRN*1*0404194*1272337487~
	03/24	98.17	Colonial Penn Li Hcclaimpmt 041001030371130 TRN*1*0371130*1231628836~
	03/25	1,822.22	Merchant Service Merch Dep 200324 8029396648 Superstition Fire and
	03/25	100.00	Merchant Service Merch Dep 200324 8029396648 Superstition Fire and
	03/25	8,358.07	Noridian Azutmt Hcclaimpmt 200323 1184003220 TRN*1*892240299*1450173185~
	03/25	3,548.36	Mercy Care Plan Hcclaimpmt 200324 00145658 TRN*1*5460023*1860527381*Ahcccs Acute\
	03/25	1,565.74	Bcbs of Arizona Hcclaimpmt 200323 1184003220 TRN*1*510742031*1860004538\
	03/25	998.30	Mercy Care Plan Hcclaimpmt 200324 00145658 TRN*1*5462838*1860527381* Mercy Care Advantage - S
	03/25	213.42	Aetna H09 Hcclaimpmt 1184003220 TRN*1*160320200338430*1066033492\
	03/26	34,535.00	WT Seq#84945 Superstition Fire & Med /Org=Superstition Fire & Medical Distri Srf# Gb00000032222480 Trn#200326084945 Rfb# 436
	03/26	355.25	Merchant Service Merch Dep 200325 8029396648 Superstition Fire and
	03/26	1,197.73	Optum Lifeprint Hcclaimpmt 091000010682279 TRN*1*0682279*1272337487~
	03/26	419.91	Noridian Azutmt Hcclaimpmt 200324 1184003220 TRN*1*892244210*1450173185~
	03/27	3,369.18	Bcbs of Arizona Hcclaimpmt 200325 1184003220 TRN*1*510843904*1860004538\
	03/27	1,521.90	Aetna AS01 Hcclaimpmt 1184003220 TRN*1*820084000300086*1066033492\
	03/27	1,191.60	Noridian Azutmt Hcclaimpmt 200325 1184003220 TRN*1*892247978*1450173185~
	03/27	510.69	Aetna H09 Hcclaimpmt 1184003220 TRN*1*160324200350507*1066033492\
	03/27	110.78	Aetna AS01 Hcclaimpmt 1184003220 TRN*1*820084000300087*1066033492\
	03/30	25.00	Merchant Service Merch Dep 200327 8029396648 Superstition Fire and
	03/30	1,926.39	Noridian Azutmt Hcclaimpmt 200326 1184003220 TRN*1*892252143*1450173185~



Electronic deposits/bank credits (continued)

Effective date	Posted date	Amount	Transaction detail
	03/30	480.32	Hhp Texas Hcclaimpmt 200330 362703 TRN*1*011840012685048*1610994632\
	03/30	429.29	Humana Cha Disb Hcclaimpmt 200330 362703 TRN*1*014840101221081*1611013183\
	03/30	338.74	Bcbs of Arizona Hcclaimpmt 200326 1184003220 TRN*1*510894049*1860004538\
	03/30	164.16	Mercy Care Plan Hcclaimpmt 200327 00145658 TRN*1*5463931*1860527381*Altcs General\
	03/30	97.42	Cigna Hcclaimpmt 032620 1184003220 TRN*1*200326090042119*1591031071\
	03/31	13,085.00	WT Seq183396 Superstition Fire & Med /Org=Superstition Fire & Medical Distri Srf# Gb00000032331834 Trn#200331183396 Rfb# 439
	03/31	319.56	Merchant Service Merch Dep 200329 8029396648 Superstition Fire and
	03/31	2,889.60	Noridian Azutmt Hcclaimpmt 200327 1184003220 TRN*1*892255935*1450173185~
	03/31	1,549.71	36 Treas 310 Misc Pay 033120 xxxxx0012 33\GE*1*48297033\lea*1*048296999\
	03/31	991.69	Humana Cha Disb Hcclaimpmt 200331 362703 TRN*1*014840101224437*1611013183\
	03/31	400.00	Pnp Billpayment 032620Sett 200331 6500 Apache Junction Fire D
	03/31	399.98	Humana Ins CO Hcclaimpmt 200331 362703 TRN*1*001290049595540*1391263473\
	03/31	379.29	Hhp Texas Hcclaimpmt 200331 362703 TRN*1*011840012685554*1610994632\
		\$284,101.26	Total electronic deposits/bank credits
		\$284,101.26	Total credits

Debits

Electronic debits/bank debits

Effective date	Posted date	Amount	Transaction detail
	03/02	240.48	Merchant Service Merch Fee 200229 8029396648 Superstition Fire and
	03/05	74,515.00	WT Seq#91701 Pinal County /Bnf=Pinal County Master Srf# Gw00000031747783 Trn#200305091701 Rfb# 429
	03/05	350.00	WT Seq#91694 Pinal County /Bnf=Pinal County Master Srf# Gw00000031747966 Trn#200305091694 Rfb# 428
	03/12	66,275.00	WT Seq#98143 Pinal County /Bnf=Pinal County Master Srf# Gw00000031906178 Trn#200312098143 Rfb# 432
	03/12	100.00	WT Seq#98111 Pinal County /Bnf=Pinal County Master Srf# Gw00000031906660 Trn#200312098111 Rfb# 431
	03/19	49,130.00	WT Seq#82123 Pinal County /Bnf=Pinal County Master Srf# Gw00000032064166 Trn#200319082123 Rfb# 435
	03/19	600.00	WT Seq#82108 Pinal County /Bnf=Pinal County Master Srf# Gw00000032064163 Trn#200319082108 Rfb# 434



Electronic debits/bank debits (continued)

<i>Effective date</i>	<i>Posted date</i>	<i>Amount</i>	<i>Transaction detail</i>
	03/26	70,720.00	WT Seq#84980 Pinal County /Bnf=Pinal County Master Srf# Gw00000032222327 Trn#200326084980 Rfb# 438
	03/26	200.00	WT Seq#84960 Pinal County /Bnf=Pinal County Master Srf# Gw00000032222483 Trn#200326084960 Rfb# 437
	03/31	30,185.00	WT Seq183410 Pinal County /Bnf=Pinal County Master Srf# Gw00000032330218 Trn#200331183410 Rfb# 440
		\$292,315.48	Total electronic debits/bank debits
		\$292,315.48	Total debits

Daily ledger balance summary

<i>Date</i>	<i>Balance</i>	<i>Date</i>	<i>Balance</i>	<i>Date</i>	<i>Balance</i>
02/29	8,214.36	03/11	27,828.71	03/23	10,232.46
03/02	20,997.24	03/12	1.84	03/24	17,810.84
03/03	24,904.37	03/13	4,882.72	03/25	34,416.95
03/04	29,597.25	03/16	19,485.10	03/26	4.84
03/05	2.98	03/17	22,385.62	03/27	6,708.99
03/06	3,955.34	03/18	25,395.64	03/30	10,170.31
03/09	8,665.21	03/19	5.33	03/31	0.14
03/10	15,008.04	03/20	1,767.94		
Average daily ledger balance		\$10,550.71			

Commercial Checking Acct Public Funds

Account number: 4797829967 ■ March 1, 2020 - March 31, 2020 ■ Page 1 of 2

WELLS
FARGO

SUPERSTITION FIRE & MEDICAL DISTRICT
TRANSPORT LOCKBOX ACCOUNT
565 N IDAHO RD
APACHE JUNCTION AZ 85119-4014

Questions?

Call your Customer Service Officer or Client Services
1-800-AT WELLS (1-800-289-3557)
5:00 AM TO 6:00 PM Pacific Time Monday - Friday

Online: wellsfargo.com

Write: Wells Fargo Bank, N.A. (182)
PO Box 63020
San Francisco, CA 94163

Account summary

Commercial Checking Acct Public Funds

Account number	Beginning balance	Total credits	Total debits	Ending balance
4797829967	\$4,464.51	\$155,200.74	-\$143,455.00	\$16,210.25 K

Credits

Deposits

Effective date	Posted date	Amount	Transaction detail
	03/02	33,312.52	Wholesale Lockbox Deposit Los Angeles Box 845500 Deposit 1
	03/03	3,550.42	Wholesale Lockbox Deposit Los Angeles Box 845500 Deposit 1
	03/04	576.42	Wholesale Lockbox Deposit Los Angeles Box 845500 Deposit 1
	03/05	4,955.59	Wholesale Lockbox Deposit Los Angeles Box 845500 Deposit 1
	03/06	3,465.46	Wholesale Lockbox Deposit Los Angeles Box 845500 Deposit 1
	03/09	20,378.51	Wholesale Lockbox Deposit Los Angeles Box 845500 Deposit 1
	03/10	5,889.94	Wholesale Lockbox Deposit Los Angeles Box 845500 Deposit 1
	03/11	75.00	Wholesale Lockbox Deposit Los Angeles Box 845500 Deposit 1
	03/12	141.14	Wholesale Lockbox Deposit Los Angeles Box 845500 Deposit 1
	03/16	17,143.93	Wholesale Lockbox Deposit Los Angeles Box 845500 Deposit 1
	03/17	353.00	Wholesale Lockbox Deposit Los Angeles Box 845500 Deposit 1
	03/18	1,533.68	Wholesale Lockbox Deposit Los Angeles Box 845500 Deposit 1
	03/19	5,184.31	Wholesale Lockbox Deposit Los Angeles Box 845500 Deposit 1
	03/20	4,552.18	Wholesale Lockbox Deposit Los Angeles Box 845500 Deposit 1
	03/23	12,299.62	Wholesale Lockbox Deposit Los Angeles Box 845500 Deposit 1
	03/24	12,296.76	Wholesale Lockbox Deposit Los Angeles Box 845500 Deposit 1
	03/25	301.39	Wholesale Lockbox Deposit Los Angeles Box 845500 Deposit 1
	03/26	5,846.07	Wholesale Lockbox Deposit Los Angeles Box 845500 Deposit 1
	03/27	93.40	Wholesale Lockbox Deposit Los Angeles Box 845500 Deposit 1



Deposits (continued)

Effective date	Posted date	Amount	Transaction detail
	03/30	19,136.89	Wholesale Lockbox Deposit Los Angeles Box 845500 Deposit 1
	03/31	4,114.51	Wholesale Lockbox Deposit Los Angeles Box 845500 Deposit 1
		\$155,200.74	Total deposits
		\$155,200.74	Total credits

Debits

Electronic debits/bank debits

Effective date	Posted date	Amount	Transaction detail
	03/05	41,775.00	WT Seq#91685 Superstition Fire & Med /Bnf=Superstition Fire & Medical Distri Srf# Gb00000031748260 Trn#200305091685 Rfb# 427
	03/12	34,890.00	WT Seq#98085 Superstition Fire & Med /Bnf=Superstition Fire & Medical Distri Srf# Gb00000031906657 Trn#200312098085 Rfb# 430
	03/19	19,170.00	WT Seq#82094 Superstition Fire & Med /Bnf=Superstition Fire & Medical Distri Srf# Gb00000032064728 Trn#200319082094 Rfb# 433
	03/26	34,535.00	WT Seq#84945 Superstition Fire & Med /Bnf=Superstition Fire & Medical Distri Srf# Gb00000032222480 Trn#200326084945 Rfb# 436
	03/31	13,085.00	WT Seq#183396 Superstition Fire & Med /Bnf=Superstition Fire & Medical Distri Srf# Gb00000032331834 Trn#200331183396 Rfb# 439
		\$143,455.00	Total electronic debits/bank debits
		\$143,455.00	Total debits

Daily ledger balance summary

Date	Balance	Date	Balance	Date	Balance
02/29	4,464.51	03/11	34,893.37	03/23	22,041.23
03/02	37,777.03	03/12	144.51	03/24	34,337.99
03/03	41,327.45	03/16	17,288.44	03/25	34,639.38
03/04	41,903.87	03/17	17,641.44	03/26	5,950.45
03/05	5,084.46	03/18	19,175.12	03/27	6,043.85
03/06	8,549.92	03/19	5,189.43	03/30	25,180.74
03/09	28,928.43	03/20	9,741.61	03/31	16,210.25
03/10	34,818.37				

Average daily ledger balance \$16,143.10

Superstition Fire & Medical District

Balance Sheet

As of 3/31/2020

FUND: (150) Not Defined

Assets

Current Assets

Fund Cash (Transport)	\$1,478,190.75	
Payroll Account (Transport)	(1,234,457.23)	
Total Current Assets		<u>\$243,733.52</u> (L)
Total Assets		<u><u>\$243,733.52</u></u>


Liabilities and Equity

Current Liabilities

Voluntary Long Term Disability Ins	\$(463.21)	
Voluntary Supplemental Life Insurance	(182.78)	
Due To Other Funds	2,686,128.19	
Total Current Liabilities		<u>\$2,685,482.20</u>
Total Liabilities		\$2,685,482.20

Equity

Fund Balance - Transport Fund	\$(2,427,130.75)	
Current Year Profit/Loss	(14,617.93)	
Total Equity		<u>(2,441,748.68)</u>
Total Liabilities and Equity		<u><u>\$243,733.52</u></u>



Manage your account online at : www.chase.com/cardhelp

Customer Service: 1-800-945-2028

Mobile: Download the Chase Mobile® app today

April 2020						
S	M	T	W	T	F	S
29	30	31	1	2	3	4
5	6	7	8	9	10	11
12	13	14	15	16	17	18
19	20	21	22	23	24	25
26	27	28	29	30	1	2
3	4	5	6	7	8	9

New Balance
\$14,069.86
 Minimum Payment Due
\$2,813.00
 Payment Due Date
04/04/20

Late Payment Warning: If we do not receive your minimum payment by the due date, you may have to pay up to a \$39 late fee.
Minimum Payment Warning: Enroll in Auto-Pay and avoid missing a payment. To enroll, call the number on the back of your card or go to the web site listed above.

ACCOUNT SUMMARY

Account Number: 4246 3152 5232 6481	
Previous Balance	\$5,344.66
Payment/Credits	\$5,344.66
Purchases	\$14,069.86
Cash Advances	\$0.00
Balance Transfers	\$0.00
Fees Charged	\$0.00
Interest Charged	\$0.00
New Balance	\$14,069.86
Opening/Closing Date: 02/11/20 - 03/10/20	
Credit Limit	\$50,000
Available Credit	\$35,930
Cash Access Line	\$10,000
Available for Cash	\$10,000
Past Due Amount	\$0.00
Balance over the Credit Limit	\$0.00

ISO F (M)
 \$ 1,762.09

VENDOR # Chasem
 ACCOUNT # _____
 APPROVAL _____
 DATE PAID 3/11/20
 WARRANT # _____
 3778


000001 FIS3339 C 1

Y 9 10 20/03/10

Page 1 of 3

06590 MA DA 22309

070100001002230901



P.O. BOX 15123
 WILMINGTON, DE 19850-5123
 For Undeliverable Mail Only

Make your payment at
chase.com/paycard

42463152523264810028130001406986000000004

Payment Due Date:	04/04/20
New Balance:	\$14,069.86
Minimum Payment:	\$2,813.00

Account number: 4246 3152 5232 6481

\$ _____ Amount Enclosed
 Make/Mail to Chase Card Services at the address below:

22309 BEX 9 07/20 C
 ROGER WOOD
 SUPERSTITION FIRE
 565 N IDAHO RD
 APACHE JUNCTION AZ 85119-4014

CARDMEMBER SERVICE
 PO BOX 6294
 CAROL STREAM IL 60197-6294

500016028 15952523264815



ACCOUNT ACTIVITY

Date of Transaction	Merchant Name or Transaction Description	\$ Amount
02/15	Payment ThankYou Image Check	-4,597.03
02/15	Payment ThankYou Image Check	-470.16
02/15	Payment ThankYou Image Check	-277.47
03/04	PNP AZ DOR TAXFEE info@pointand MI	1.50
03/04	AZ DEPT OF REVENUE TMACCONNEL@AZ AZ	37.33
	ROGER WOOD TRANSACTIONS THIS CYCLE (CARD 6481) \$5305.83- INCLUDING PAYMENTS RECEIVED	
02/10	Center for Public Safety 703-691-4620 VA	118.95
02/10	Center for Public Safety 703-691-4620 VA	580.00
02/11	Center for Public Safety 703-691-4620 VA	625.00
	RICHARD MOONEY TRANSACTIONS THIS CYCLE (CARD 6572) \$1323.95	
02/11	AMERICAN SAFETY AND HEALT 541-3447099 OR	109.60
02/11	STAPLS7304603006000001 877-8267755 NJ	611.98
02/11	AMERICAN SAFETY AND HEALT 541-3447099 OR	21.92
02/11	STAPLS7304603594000001 877-8267755 NJ	717.25
02/20	STAPLS7304861814000001 877-8267755 NJ	315.19
03/05	FEDEX 91702126 800-4633339 TN	175.21
	KELLY BARTZ TRANSACTIONS THIS CYCLE (CARD 6598) \$1952.15	
02/16	ROQUE 614-3586190 OH	1,822.93
	BRETT BROMAN TRANSACTIONS THIS CYCLE (CARD 6630) \$1822.93	
03/03	SMK*SURVEYMONKEY.COM 971-2445555 CA	420.86
	ANNA BUTEL TRANSACTIONS THIS CYCLE (CARD 6655) \$420.86	
03/03	FRONTIER ACE HARDWARE APACHE JUNCTI AZ	27.59
	BRIAN WHITE TRANSACTIONS THIS CYCLE (CARD 6671) \$27.59	
02/11	Amazon.com*PT5EJ8FQ3 Amzn.com/bill WA	42.74
02/11	BRIDGESTONE HOSEPOWER 904-264-1267 FL	1,240.52
02/19	Amazon.com*K68CZ3303 Amzn.com/bill WA	73.56
02/20	Amazon.com*WS3ST6IC3 Amzn.com/bill WA	213.72
02/19	THE FIREFIGHTING DEPOT THEFIREFIGHTI IL	57.03
02/20	FEDEX 506434924 MEMPHIS TN	15.64
02/21	AMZN Mktip US*Q01AQ1V13 Amzn.com/bill WA	50.41
02/22	Amazon.com*P81YG7LA3 Amzn.com/bill WA	108.48
02/23	AMZN Mktip US*0021B5L33 Amzn.com/bill WA	62.14
02/24	COSTCO *BUS CENTER 827 602-274-4651 AZ	845.85
02/25	AMZN Mktip US*BM83Y9QP3 Amzn.com/bill WA	118.32
02/26	AMZN Mktip US*7F38R7YD3 Amzn.com/bill WA	16.43
02/25	Amazon.com*ME8361Y81 Amzn.com/bill WA	86.74
02/26	AMZN Mktip US*CT4S76M13 Amzn.com/bill WA	16.43
02/26	FEDEX 507121762 MEMPHIS TN	18.33
02/25	BBQ ISLAND TEMPE AZ	432.40
02/27	THE WEBSTAUANT STORE 717-392-7472 PA	100.78
02/27	MOORE INDUSTRIAL 513-874-0700 OH	123.73
02/28	AMZN Mktip US*613XA8013 Amzn.com/bill WA	59.54
02/27	AMZN Mktip US*KV1ZU99T3 Amzn.com/bill WA	103.70
02/29	AMZN Mktip US*CP8IH2I03 Amzn.com/bill WA	160.59
02/29	Amazon.com*ZJ6ZT4D33 Amzn.com/bill WA	17.63
02/27	SHOPPERS SUPPLY # 7 APACHE JUNCTI AZ	131.32
02/29	AMZN Mktip US*S14UB8SH3 Amzn.com/bill WA	67.13
03/02	AMZN Mktip US*MU5XS3D13 Amzn.com/bill WA	210.09
03/04	AMZN Mktip US*JR0NT96X3 Amzn.com/bill WA	109.59
03/04	Amazon.com*7Z9L70R13 Amzn.com/bill WA	9.85
03/03	AMZ*Rough Country LL jimmie@roughc TN	289.90
03/04	IN *COPRO EFP 303-2198013 CO	1,368.14
03/04	AMZN Mktip US*OKOWH3A23 Amzn.com/bill WA	176.82
03/05	AMZN Mktip US*D80SN7ZF3 Amzn.com/bill WA	82.19
	VAUGHN CROSHAW TRANSACTIONS THIS CYCLE (CARD 0687) \$6389.74	
03/03	FIRE PROTECTION PUB 405-744-5892 OK	94.31

ACCOUNT ACTIVITY (CONTINUED)

Date of Transaction	Merchant Name or Transaction Description	\$ Amount
	TINA GEROLA TRANSACTIONS THIS CYCLE (CARD 6473) \$94.31	
02/13	THE HOME DEPOT #0404 MESA AZ	1,364.86
02/27	THE FIREFIGHTING DEPOT THEFIREFIGHTI IL	125.02
03/03	ADORAMA, INC ECOMMERCE 212-7410401 NY	68.31
03/07	GOPRO *WWW.GOPRO.COM 888-600-4659 CA	441.31
	FOX TANNER TRANSACTIONS THIS CYCLE (CARD 2689) \$1999.50	

2020 Totals Year-to-Date	
Total fees charged in 2020	\$0.00
Total interest charged in 2020	\$0.00

Year-to-date totals do not reflect any fee or interest refunds you may have received.

INTEREST CHARGES

Your Annual Percentage Rate (APR) is the annual interest rate on your account.

Balance Type	Annual Percentage Rate (APR)	Balance Subject To Interest Rate	Interest Charges
PURCHASES			
Purchases	11.24%(v)(d)	- 0 -	- 0 -
CASH ADVANCES			
Cash Advances	20.24%(v)(d)	- 0 -	- 0 -
BALANCE TRANSFERS			
Balance Transfer	11.24%(v)(d)	- 0 -	- 0 -

29 Days in Billing Period

(v) = Variable Rate

(d) = Daily Balance Method (including new transactions)

(a) = Average Daily Balance Method (including new transactions)

Please see Information About Your Account section for the Calculation of Balance Subject to Interest Rate, Annual Renewal Notice, How to Avoid Interest on Purchases, and other important information, as applicable.



Superstition Fire & Medical District Monthly Pinal County Treasurer's Bank Account Reconciliation

200 Capital Projects Fund

Reconciliation References:

- A Previous month's bank ending balance / current month's bank beginning balance
- B Interest Income
- C Current month's property tax receipts (real and personal)
- D Current month's Accounts Payable disbursements
- E Current month's refunded interest
- F Current month's bank ending balance
- G Accounts Payable checks outstanding at month-end
- H Accounts Payable checks in book / not posted at bank
- I Cash Balance per G/L Balance Sheet




**Superstition Fire & Medical District
Capital Project (Fund 200) Cash Reconciliation
Fiscal Year 2019- 2020
3/31/2020**

	Deposits (Cash Receipts)	Cash Disbursements	Book Balance
Book Balance as of: 3/1/2020			<u>\$400,541.38</u> (A)
<u>Activity During the Month</u>			
Journal Entries:			
Interest Income (Expense):	1,112.19		1,112.19 (B)
Deposits			-
Revenue Transfer			-
Cash Receipts			
2017 Real Estate Taxes			-
2018 Real Estate Taxes	0.38		0.38 (C)
2019 Real Estate Taxes	33,564.76		33,564.76
2017 Pers. Prop. Taxes	(223.00)		(223.00)
2018 Pers. Prop. Taxes	(4.33)		(4.33)
2019 Pers. Prop. Taxes	2,902.13		2,902.13
SRP Contributions			-
Cash Disbursements			
A) Accounts Payable		(96,755.08)	(96,755.08) (D)
B) Transfer In / Out			-
C) Refund Interest		(30.18)	(30.18) (E)
	<u>\$37,352.13</u>	<u>(96,785.26)</u>	<u>\$341,108.25</u>

Pinal County Bank Balance

Ending Bank Balance as of: 3/31/2020 Balance from YTD Column \$ 341,108.25 (F)

Less: Outstanding Warrants	Check # 597	(1,032.67) (G)	
Less: Outstanding Warrant / did not post at bank in time	598	(7,106.96) (H)	
		<u>(8,139.63)</u>	
		<u>\$ 332,968.62</u>	
Prepared by: <u>[Signature]</u> 4/2/2020		Balance per B/S \$ 332,968.62 (I)	
Reviewed by: <u>[Signature]</u> 4/6/2020		Difference \$ -	



Pinal County Treasurer

Monthly Statement

Date Range: 3/1/2020 to 3/31/2020

Account	Period	YTD		
6116421101	Superstition Fire & Medical Dist Capital Projects			
Begin Balance:	(A) 400,541.38	713,906.74		
Income:	37,352.13	745,715.21		
LOC Advance:	.00	.00		
Expense:	(96,785.26)	(1,118,513.70)	LOC:	.00
LOC Payments:	.00	.00	Warrants Outstanding:	(1,032.67)
Cash Balance:	(F) 341,108.25	341,108.25	End:	340,075.58

Monthly Statement Summary

Source Code	Description	MTDAmount	YTDAmount
6116421101	Superstition Fire & Medical Dist Capital Projects	Beginning Balance:	400,541.38
			713,906.74
11100.2017	2017 Real Estate Taxes	.00	.19
11100.2018	2018 Real Estate Taxes	.38	13,275.76
11100.2019	2019 Real Estate Taxes	33,564.76	662,935.11
12100.2017	2017 Personal Property Taxes	(223.00)	218.68
12100.2018	2018 Personal Property Taxes	(4.33)	1,745.66
12100.2019	2019 Personal Property Taxes	2,902.13	64,228.11
14100.0	Salt River Contribution	.00	14,055.40
21100.40	Wells Fargo Bank Investment Interest	9.11	114.47
21100.41	Wells Fargo Repo Investment Interest	.00	1,516.17
21100.43	Wells Fargo Trust Investment Interest	3.60	86.82
21100.46	Wells Fargo Investment Investment Interest	359.47	1,892.05
21100.47	WF Money Market Investment Interest	82.09	134.60
21100.48	WF Brokerage Account Investment Interest	.00	162.65
21100.55	Multi-Bank Securities Investment Interest	143.49	686.96
21100.70	Vining Sparks Investment Interest	293.07	4,469.46
21100.80	Stifel Nicolaus & Company Investment Interest	221.36	1,507.80
73750.0	Revenue Transfer	.00	(21,314.68)
90400.0	Refund Interest	(30.18)	(33.60)
90930.0	Warrants Redeemed	(96,755.08)	(1,118,480.10)
	Ending Balance:	341,108.25	341,108.25

Handwritten notes: \$36,239.94 (circled C), \$1,112.19 (circled B), (D) (E)

Monthly Statement Detail

Date	Notes	Doc #	Amount	C/D
6116421101 Superstition Fire & Medical Dist Capital Projects			Beginning Balance: 400,541.38	
11100.2018 2018 Real Estate Taxes			Source Code Total: .38	
03/24	Tax Distribution	0	.19	C
03/25	Tax Distribution	0	.19	C
11100.2019 2019 Real Estate Taxes			Source Code Total: 33,564.76	
03/02	Tax Distribution	0	250.04	C
03/02	Tax Distribution	0	1,611.44	C
03/02	Tax Distribution	0	682.65	C
03/02	Tax Distribution	0	208.30	C
03/03	Tax Distribution	0	556.32	C
03/03	Tax Distribution	0	763.86	C
03/03	Tax Distribution	0	200.28	C
03/04	Tax Distribution	0	472.95	C
03/04	Tax Distribution	0	578.31	C
03/04	Tax Distribution	0	704.47	C
03/04	Tax Distribution	0	464.85	C
03/04	Tax Distribution	0	694.41	C
03/05	Tax Distribution	0	287.09	C



Pinal County Treasurer

Monthly Statement

Date Range: 3/1/2020 to 3/31/2020

03/05	Tax Distribution	0	670.53	C
03/05	Tax Distribution	0	958.12	C
03/05	Tax Distribution	0	564.17	C
03/06	Tax Distribution	0	113.87	C
03/06	Tax Distribution	0	640.51	C
03/06	Tax Distribution	0	171.47	C
03/06	Tax Distribution	0	545.82	C
03/09	Tax Distribution	0	(29.36)	C
03/09	Tax Distribution	0	271.05	C
03/09	Tax Distribution	0	366.98	C
03/09	Tax Distribution	0	104.77	C
03/09	Tax Distribution	0	165.59	C
03/10	Tax Distribution	0	589.69	C
03/10	Tax Distribution	0	615.47	C
03/10	Tax Distribution	0	327.57	C
03/11	Tax Distribution	0	307.34	C
03/11	Tax Distribution	0	119.38	C
03/11	Tax Distribution	0	376.37	C
03/11	Tax Distribution	0	532.55	C
03/12	Tax Distribution	0	487.85	C
03/12	Tax Distribution	0	240.86	C
03/12	Tax Distribution	0	231.29	C
03/13	Tax Distribution	0	206.85	C
03/13	Tax Distribution	0	267.92	C
03/13	Tax Distribution	0	.20	C
03/16	Tax Distribution	0	235.27	C
03/16	Tax Distribution	0	159.07	C
03/16	Tax Distribution	0	603.10	C
03/17	Tax Distribution	0	(8.95)	C
03/17	Tax Distribution	0	527.79	C
03/17	Tax Distribution	0	677.53	C
03/17	Tax Distribution	0	1,017.70	C
03/17	Tax Distribution	0	342.66	C
03/18	Tax Distribution	0	504.62	C
03/18	Tax Distribution	0	755.67	C
03/18	Tax Distribution	0	372.35	C
03/18	Tax Distribution	0	158.17	C
03/18	Tax Distribution	0	431.76	C
03/19	Tax Distribution	0	56.66	C
03/19	Tax Distribution	0	612.78	C
03/19	Tax Distribution	0	163.11	C
03/20	Tax Distribution	0	72.42	C
03/20	Tax Distribution	0	543.14	C
03/20	Tax Distribution	0	263.45	C
03/20	Tax Distribution	0	1,044.93	C
03/23	Tax Distribution	0	242.58	C
03/23	Tax Distribution	0	422.91	C
03/23	Tax Distribution	0	1,041.21	C
03/23	Tax Distribution	0	128.87	C
03/24	Tax Distribution	0	(8.95)	C
03/24	Tax Distribution	0	155.82	C
03/24	Tax Distribution	0	45.60	C
03/24	Tax Distribution	0	441.71	C
03/24	Tax Distribution	0	486.77	C
03/25	Tax Distribution	0	298.67	C
03/25	Tax Distribution	0	566.55	C
03/25	Tax Distribution	0	313.20	C



Pinal County Treasurer

Monthly Statement

Date Range: 3/1/2020 to 3/31/2020

03/25	Tax Distribution	0	234.43	C
03/26	Tax Distribution	0	170.63	C
03/26	Tax Distribution	0	96.22	C
03/26	Tax Distribution	0	173.91	C
03/26	Tax Distribution	0	384.08	C
03/26	Tax Distribution	0	172.29	C
03/27	Tax Distribution	0	154.82	C
03/27	Tax Distribution	0	220.68	C
03/27	Tax Distribution	0	440.88	C
03/27	Tax Distribution	0	89.02	C
03/27	Tax Distribution	0	(41.30)	C
03/30	Tax Distribution	0	229.96	C
03/30	Tax Distribution	0	595.07	C
03/30	Tax Distribution	0	327.98	C
03/30	Tax Distribution	0	249.26	C
03/30	Tax Distribution	0	24.30	C
03/31	Tax Distribution	0	635.36	C
03/31	Tax Distribution	0	347.38	C
03/31	Tax Distribution	0	69.79	C
12100.2017 2017 Personal Property Taxes			Source Code Total: (223.00)	
03/03	Tax Distribution	0	.48	C
03/04	Tax Distribution	0	1.93	C
03/05	Tax Distribution	0	6.00	C
03/10	Tax Distribution	0	(209.48)	C
03/11	Tax Distribution	0	(38.17)	C
03/11	Tax Distribution	0	1.25	C
03/16	Tax Distribution	0	3.57	C
03/23	Tax Distribution	0	5.68	C
03/23	Tax Distribution	0	5.06	C
03/31	Tax Distribution	0	.68	C
12100.2018 2018 Personal Property Taxes			Source Code Total: (4.33)	
03/02	Tax Distribution	0	.45	C
03/03	Tax Distribution	0	4.70	C
03/04	Tax Distribution	0	3.68	C
03/05	Tax Distribution	0	10.78	C
03/09	Tax Distribution	0	.29	C
03/11	Tax Distribution	0	(38.58)	C
03/11	Tax Distribution	0	1.25	C
03/16	Tax Distribution	0	5.01	C
03/26	Tax Distribution	0	7.37	C
03/27	Tax Distribution	0	.72	C
12100.2019 2019 Personal Property Taxes			Source Code Total: 2,902.13	
03/02	Tax Distribution	0	46.93	C
03/02	Tax Distribution	0	86.52	C
03/02	Tax Distribution	0	87.11	C
03/02	Tax Distribution	0	14.25	C
03/03	Tax Distribution	0	78.43	C
03/03	Tax Distribution	0	58.18	C
03/03	Tax Distribution	0	26.15	C
03/04	Tax Distribution	0	51.07	C
03/04	Tax Distribution	0	19.66	C
03/04	Tax Distribution	0	7.39	C
03/04	Tax Distribution	0	22.44	C
03/04	Tax Distribution	0	32.14	C
03/04	Tax Distribution	0	41.70	C
03/05	Tax Distribution	0	18.76	C
03/05	Tax Distribution	0	18.62	C



Pinal County Treasurer

Monthly Statement

Date Range: 3/1/2020 to 3/31/2020

03/05	Tax Distribution	0	96.69	C
03/06	Tax Distribution	0	7.21	C
03/06	Tax Distribution	0	8.25	C
03/06	Tax Distribution	0	23.32	C
03/09	Tax Distribution	0	30.02	C
03/09	Tax Distribution	0	33.11	C
03/09	Tax Distribution	0	12.46	C
03/10	Tax Distribution	0	71.18	C
03/10	Tax Distribution	0	10.06	C
03/10	Tax Distribution	0	34.72	C
03/11	Tax Distribution	0	7.03	C
03/11	Tax Distribution	0	24.48	C
03/11	Tax Distribution	0	38.20	C
03/12	Tax Distribution	0	7.83	C
03/12	Tax Distribution	0	35.77	C
03/12	Tax Distribution	0	8.60	C
03/13	Tax Distribution	0	(1.79)	C
03/13	Tax Distribution	0	2.36	C
03/13	Tax Distribution	0	.50	C
03/16	Tax Distribution	0	130.21	C
03/16	Tax Distribution	0	11.14	C
03/17	Tax Distribution	0	22.57	C
03/17	Tax Distribution	0	25.22	C
03/17	Tax Distribution	0	84.94	C
03/17	Tax Distribution	0	30.07	C
03/18	Tax Distribution	0	22.86	C
03/18	Tax Distribution	0	7.47	C
03/18	Tax Distribution	0	39.49	C
03/18	Tax Distribution	0	35.46	C
03/19	Tax Distribution	0	13.86	C
03/19	Tax Distribution	0	3.77	C
03/20	Tax Distribution	0	6.79	C
03/20	Tax Distribution	0	5.65	C
03/20	Tax Distribution	0	3.30	C
03/20	Tax Distribution	0	25.34	C
03/23	Tax Distribution	0	11.67	C
03/23	Tax Distribution	0	36.53	C
03/23	Tax Distribution	0	902.72	C
03/23	Tax Distribution	0	28.27	C
03/24	Tax Distribution	0	47.41	C
03/24	Tax Distribution	0	49.50	C
03/24	Tax Distribution	0	23.15	C
03/25	Tax Distribution	0	44.80	C
03/25	Tax Distribution	0	19.72	C
03/26	Tax Distribution	0	.10	C
03/26	Tax Distribution	0	16.63	C
03/26	Tax Distribution	0	26.00	C
03/26	Tax Distribution	0	6.44	C
03/27	Tax Distribution	0	10.10	C
03/27	Tax Distribution	0	7.23	C
03/27	Tax Distribution	0	22.40	C
03/30	Tax Distribution	0	7.12	C
03/30	Tax Distribution	0	26.83	C
03/30	Tax Distribution	0	12.00	C
03/30	Tax Distribution	0	27.16	C
03/31	Tax Distribution	0	31.67	C
03/31	Tax Distribution	0	17.19	C



Pinal County Treasurer

Monthly Statement

Date Range: 3/1/2020 to 3/31/2020

21100.40 Wells Fargo Bank Investment Interest			Source Code Total: 9.11
03/02 Investment Interest	0		9.11 C
21100.43 Wells Fargo Trust Investment Interest			Source Code Total: 3.60
03/03 Investment Interest	0		3.60 C
21100.46 Wells Fargo Investment Investment Interest			Source Code Total: 359.47
03/10 Investment Interest	0		110.16 C
03/13 Investment Interest	0		65.82 C
03/30 Investment Interest	0		25.73 C
03/31 Investment Interest	0		157.76 C
21100.47 WF Money Market Investment Interest			Source Code Total: 82.09
03/03 Investment Interest	0		82.09 C
21100.55 Multi-Bank Securities Investment Interest			Source Code Total: 143.49
03/16 Investment Interest	0		56.54 C
03/30 Investment Interest	0		86.95 C
21100.70 Vining Sparks Investment Interest			Source Code Total: 293.07
03/11 Investment Interest	0		110.29 C
03/17 Investment Interest	0		59.79 C
03/18 Investment Interest	0		122.99 C
21100.80 Stifel Nicolaus & Company Investment Interest			Source Code Total: 221.36
03/03 Investment Interest	0		95.09 C
03/03 Investment Interest	0		58.45 C
03/04 Investment Interest	0		15.74 C
03/06 Investment Interest	0		34.47 C
03/16 Investment Interest	0		17.61 C
00.0 Refund Interest			Source Code Total: (30.18)
03/05 163342 B06-80-00501 2017 Adjustment/Corr Refund	163342		(.55) D
03/10 163397 B99-96-81207 2017 Adjustment/Corr Refund	163397		(12.38) D
03/10 163397 B99-96-81207 2017 Adjustment/Corr Refund	163397		(9.91) D
03/11 163415 B99-93-55402 2017 Adjustment/Corr Refund	163415		(4.57) D
03/11 163415 B99-93-55402 2018 Adjustment/Corr Refund	163415		(2.70) D
03/25 163637 103-35-501B8 2019 Adjustment/Corr Refund	163637		(.07) D
90930.0 Warrants Redeemed			Source Code Total: (96,755.08)
03/04 Paid Warrants	0		(3,500.00) D
03/20 Paid Warrants	0		(82,194.75) D
03/25 Paid Warrants	0		(8,687.88) D
03/26 Paid Warrants	0		(2,372.45) D
6116421101 Superstition Fire & Medical Dist Capital Projects			Ending Balance: 341,108.25

Warrant Detail

Payee Name	Warrant	Amount	Issue Dt	Status Dt	Voucher
6116421101 Superstition Fire & Medical Dist Capital Projects					
Fund: 1107					Account Total: 97,787.75
Status: OUTS					Fund Total: 97,787.75
GINCO PLUMBING LLC					Status Total: 1,032.67 (6)
Status: PAID	1107000597	1,032.67	03/25/20	03/25/20	Status Total: 96,755.08
IMAGE TREND, INC.	1107000592	3,500.00	02/26/20	03/04/20	
CITY OF MESA	1107000593	212.00	03/11/20	03/20/20	
STRYKER SALES CORPORATION	1107000594	81,982.75	03/11/20	03/20/20	
MESA DISCOUNT, INC	1107000595	2,372.45	03/18/20	03/26/20	
MESAPAL EMERGENCY SERV. INC.	1107000596	8,687.88	03/18/20	03/25/20	
	Count	Amount			
Total OUTS:	1	1,032.67			
Total PAID:	5	96,755.08			

Superstition Fire & Medical District
AP Check Register (Current by Bank)
Check Date: 3/31/2020

Check No.	Date	Status*	Vendor ID	Payee Name	Amount
BANK ID: CP - CAPITAL PROJECTS FUND					200-10-10200-10
598	03/31/20	P	USDIGD	US Digital Designs, Inc.	\$7,106.96
					BANK CP REGISTER TOTAL:
					\$7,106.96
					GRAND TOTAL :
					\$7,106.96

(H)

* Check Status Types: "P" - Printed ; "M" - Manual ; "V" - Void (Void Date); "A" - Application; "E" - EFT
** Denotes broken check sequence.

Superstition Fire & Medical District

Balance Sheet

As of 3/31/2020

FUND: (200) Capital Projects Fund

Assets

Current Assets

Fund Cash - Capital Projects

\$332,968.62

Due From other funds

1,300,295.36

Total Current Assets

\$1,633,263.98

Total Assets

\$1,633,263.98

- \$332,968.62 (I)

Liabilities and Equity

Equity

Fund Balance - Capital Projects

\$2,013,838.92

Current Year Profit/Loss

(380,574.94)

Total Equity

1,633,263.98

Total Liabilities and Equity

\$1,633,263.98

**Superstition Fire & Medical District
Monthly Pinal County Treasurer's Bank Account Reconciliation**

400 Special Revenue Fund

Reconciliation References:

- A Previous month's bank ending balance / current month's bank beginning balance
- B Interest Income
- C Current month's Deposits / Donations
- D Current month's Accounts Payable disbursements
- E Current month's bank ending balance
- F Cash Balance per G/L Balance Sheet
- G Chase MasterCard credit card payment – warrant #1105000284 (paid 3/11/2020)



**Superstition Fire & Medical District
Special Revenue (Fund 400) Cash Reconciliation
Fiscal Year 2019 - 2020
3/31/2020**

	Deposits (Cash Receipts)	Cash Disbursements	Book Balance
Book Balance as of: 3/1/2020			<u>\$49,188.34</u> (A)
<u>Activity During the Month</u>			
Journal Entries:			
Interest Income (Expense):	63.36		63.36 (B)
Cash Receipts			
46750 FEMA Grant Receipts			-
47020 AED Donations	4,500.00		4,500.00
47100 EMS Cardiac Donations			-
47110 EMS Equipment Donations			-
47120 Prevention/Pub Ed Donations			-
47130 General Donations	1,365.00		1,365.00
Deposits			-
Revenue Transfer			-
Cash Disbursements			
A) Accounts Payable		(439.06)	(439.06) (D)
B) Transfer In / Out			-
C) Refund Interest			-
	<u>\$5,928.36</u>	<u>(439.06)</u>	<u>\$54,677.64</u>
<u>Pinal County Bank Balance</u>			
Ending Bank Balance as of: 3/31/2020	Balance from YTD Column		<u>\$ 54,677.64</u> (E)
Less: Outstanding Warrants	Check #		-
			-
			-
			<u>\$ 54,677.64</u>
Prepared by: <i>Janice Baker 4/2/2020</i>			Balance per B/S \$ 54,677.64 (F)
Reviewed by: <i>Regan Wood 4/6/2020</i>			Difference \$ -



Pinal County Treasurer

Monthly Statement

Date Range: 3/1/2020 to 3/31/2020

Account	Period	YTD	
6116422901	Superstition Fire & Medical Dist Special Revenue		
Begin Balance:	(A) 49,188.34	48,437.86	
Income:	5,928.36	26,547.52	
LOC Advance:	.00	.00	
Expense:	(439.06)	(20,307.74)	LOC: .00
LOC Payments:	.00	.00	Warrants Outstanding: .00
Cash Balance:	(E) 54,677.64	54,677.64	End: 54,677.64

Monthly Statement Summary

Source Code	Description	MTDAmount	YTDAmount
6116422901	Superstition Fire & Medical Dist	Beginning Balance: 49,188.34	48,437.86
	Special Revenue		
21100.40	Wells Fargo Bank Investment Interest	.65	5.99
21100.41	Wells Fargo Repo Investment Interest	.00	89.11
21100.43	Wells Fargo Trust Investment Interest	.26	5.48
21100.46	Wells Fargo Investment Investment Interest (B)	19.96	116.31
21100.47	WF Money Market Investment Interest \$ 633	5.86	8.04
21100.48	WF Brokerage Account Investment Interest	.00	7.55
21100.55	Multi-Bank Securities Investment Interest	8.19	45.05
21100.70	Vining Sparks Investment Interest	16.43	278.67
21100.80	Stifel Nicolaus & Company Investment Interest	12.01	90.32
71.0	Deposits (C)	5,865.00	25,615.00
73750.0	Revenue Transfer	.00	286.00
90930.0	Warrants Redeemed (D)	(439.06)	(20,307.74)
	Ending Balance:	54,677.64	54,677.64

Monthly Statement Detail

Date	Notes	Doc #	Amount	C/D
6116422901 Superstition Fire & Medical Dist Special Revenue			Beginning Balance: 49,188.34	
21100.40	Wells Fargo Bank Investment Interest		Source Code Total: .65	
03/02	Investment Interest	0	.65	C
21100.43	Wells Fargo Trust Investment Interest		Source Code Total: .26	
03/03	Investment Interest	0	.26	C
21100.46	Wells Fargo Investment Investment Interest		Source Code Total: 19.96	
03/10	Investment Interest	0	5.69	C
03/13	Investment Interest	0	3.46	C
03/30	Investment Interest	0	1.67	C
03/31	Investment Interest	0	9.14	C
21100.47	WF Money Market Investment Interest		Source Code Total: 5.86	
03/03	Investment Interest	0	5.86	C
21100.55	Multi-Bank Securities Investment Interest		Source Code Total: 8.19	
03/16	Investment Interest	0	3.17	C
03/30	Investment Interest	0	5.02	C
21100.70	Vining Sparks Investment Interest		Source Code Total: 16.43	
03/11	Investment Interest	0	6.14	C
03/17	Investment Interest	0	3.36	C
03/18	Investment Interest	0	6.93	C
00.80	Stifel Nicolaus & Company Investment Interest		Source Code Total: 12.01	
03/03	Investment Interest	0	2.95	C
03/03	Investment Interest	0	5.21	C
03/04	Investment Interest	0	.80	C
03/06	Investment Interest	0	1.90	C
03/16	Investment Interest	0	1.15	C
73160.0	Deposits		Source Code Total: 5,865.00	



Pinal County Treasurer

Monthly Statement

Date Range: 3/1/2020 to 3/31/2020

03/11	400.10.47130.10 MtnBrook Pickleball/5801/539	0	615.00	C
03/31	400.10.47130.10 Sunrise RV Church/inv 5840/ck 2077	0	750.00	C
03/31	400.10.47020.41 RoadhavenOfAJ/inv 5834/ck 2003	0	4,500.00	C
90930.0 Warrants Redeemed			Source Code Total: (439.06)	
03/17	Paid Warrants	0	(439.06)	D
6116422901 Superstition Fire & Medical Dist Special Revenue			Ending Balance: 54,677.64	

Warrant Detail

Payee Name	Warrant	Amount	Issue Dt	Status Dt	Voucher
6116422901 Superstition Fire & Medical Dist Special Revenue					Account Total: 439.06
Fund: 1105					Fund Total: 439.06
Status: PAID					Status Total: 439.06
CHASE	1105000284	439.06	03/11/20	03/17/20	
	Count	Amount			
Total PAID:	1	439.06			

CASH RECEIPTS

March 2020 SPECIAL REVENUE DEPOSITS

Date	Control #	Amount	Account #	Description
3/11/2020		615.00	400.10.47130.10	MtnBrook Pickleball/inv 5801 / ck 539
		615.00		
3/25/2020		750.00	400.10.47130.10	Sunrise RV Church/inv 5840/ck 2077
		750.00		
3/31/2020		4,500.00	400.10.47020.41	RoadhavenOfAJ/inv 5834/ck 2003
		4,500.00		
March 2020 Totals		5,865.00		

②

Superstition Fire & Medical District

AR Payment Register (Detail)

Bank ID: Equal To S

Check No. / Payment ID	Payee Name / Customer Name	Invoice No. / Account Number	Amount Paid
BANK: S - SPECIAL REVENUE FUND			
DEPOSIT: 2,766	DATE: 03/11/20		
539	MtnBrook Pickleball/5801/539 X (DONATION)	Check Invoice : 005801	\$615.00 \$615.00
		CHECK # 539 TOTAL:	\$615.00
		DEPOSIT 2,766 TOTAL:	\$615.00
DEPOSIT: 2,776	DATE: 03/25/20		
2077	Sunrise RV Church/5840/2077 X (DONATION)	Check Invoice : 005840	\$750.00 \$750.00
		CHECK # 2077 TOTAL:	\$750.00
		DEPOSIT 2,776 TOTAL:	\$750.00
DEPOSIT: 2,782	DATE: 03/31/20		
2003	Roadhaven of AJ/5834/2003 X (DONATION)	Check Invoice : 005834	\$4,500.00 \$4,500.00
		CHECK # 2003 TOTAL:	\$4,500.00
		DEPOSIT 2,782 TOTAL:	\$4,500.00
		TOTAL FOR BANK ID: S	\$5,865.00
		GRAND TOTAL OF ALL CHECKS:	\$5,865.00
		GRAND TOTAL OF ALL CREDIT CARDS:	\$0.00
		GRAND TOTAL OF ALL CASH:	\$0.00
		GRAND TOTAL OF ALL EFT:	\$0.00
		GRAND TOTAL OF ALL PAYMENTS:	\$5,865.00
		GRAND TOTAL OF ALL ADJUSTMENTS:	\$0.00
		COMBINED TOTAL:	\$5,865.00

(C)

Superstition Fire & Medical District
AP Check Register (Current by Bank)
Check Dates: 3/1/2020 to 3/31/2020

Check No.	Date	Status*	Vendor ID	Payee Name	Amount
BANK ID: S - SPECIAL REVENUE FUND					400-10-10400-10
284	03/11/20	P	CHASEM	Chase	\$439.06
BANK S REGISTER TOTAL:					\$439.06
GRAND TOTAL :					\$439.06

①

* Check Status Types: "P" - Printed ; "M" - Manual ; "V" - Void (Void Date) ; "A" - Application; "E" - EFT
** Denotes broken check sequence.

Superstition Fire & Medical District

Balance Sheet

As of 3/31/2020

FUND: (400) Special Revenue Fund

Assets

Current Assets

Fund Cash - Special Revenue Fund

\$54,677.64

Total Current Assets

\$54,677.64

(F)

Total Assets

\$54,677.64

Liabilities and Equity

Equity

Fund Balance - Special Revenue Fund

\$48,437.86

Current Year Profit/Loss

6,239.78

Total Equity

54,677.64

Total Liabilities and Equity

\$54,677.64



April 2020						
S	M	T	W	T	F	S
29	30	31	1	2	3	4
5	6	7	8	9	10	11
12	13	14	15	16	17	18
19	20	21	22	23	24	25
26	27	28	29	30	1	2
3	4	5	6	7	8	9

New Balance
\$14,069.86
 Minimum Payment Due
\$2,813.00
 Payment Due Date
04/04/20


Late Payment Warning: If we do not receive your minimum payment by the due date, you may have to pay up to a \$39 late fee.
Minimum Payment Warning: Enroll in Auto-Pay and avoid missing a payment. To enroll, call the number on the back of your card or go to the web site listed above.

ACCOUNT SUMMARY

Account Number	4246 3152 5232 6481
Previous Balance	\$5,944.66
Payment Credits	\$5,944.66
Purchases	\$14,069.86
Cash Advances	\$0.00
Balance Transfers	\$0.00
Fees Charged	\$0.00
Interest Charged	\$0.00
New Balance	\$14,069.86
Opening/Closing Date	02/11/20 - 03/10/20
Credit Limit	\$350,000
Available Credit	\$35,930
Cash Access Line	\$10,000
Available for Cash	\$10,000
Past Due Amount	\$0.00
Balance over the Credit Limit	\$0.00

400F (G)
 \$439.00

VENDOR # Chasm
 ACCOUNT # _____
 APPROVAL _____
 DATE PAID 3/11/2020
 WARRANT # _____
 284



P.O. BOX 15123
 WILMINGTON, DE 19850-5123
 For Undeliverable Mail Only

Make your payment at
chase.com/paycard

42463152523264810028130001406986000000004

Payment Due Date:	04/04/20
New Balance:	\$14,069.86
Minimum Payment:	\$2,813.00

Account number: 4246 3152 5232 6481

\$ _____ Amount Enclosed
 Make/Mail to Chase Card Services at the address below:

22309 BEX 9 07020 C
 ROGER WOOD
 SUPERSTITION FIRE
 565 N IDAHO RD
 APACHE JUNCTION AZ 85119-4014

CARDMEMBER SERVICE
 PO BOX 6284
 CAROL STREAM IL 60197-6294

5000 160 28 1595 25 23 26 48 15



ACCOUNT ACTIVITY

Date of Transaction	Merchant Name or Transaction Description	\$ Amount
02/15	Payment ThankYou Image Check	-4,597.03
02/15	Payment ThankYou Image Check	-470.16
02/15	Payment ThankYou Image Check	-277.47
03/04	PNP AZ DOR TAXFEE info@pointand MI	1.50
03/04	AZ DEPT OF REVENUE TMACCONNEL@AZ AZ ROGER WOOD TRANSACTIONS THIS CYCLE (CARD 6481) \$5305.83- INCLUDING PAYMENTS RECEIVED	37.33
02/10	Center for Public Safety 703-691-4620 VA	118.95
02/10	Center for Public Safety 703-691-4620 VA	580.00
02/11	Center for Public Safety 703-691-4620 VA RICHARD MOONEY TRANSACTIONS THIS CYCLE (CARD 6572) \$1323.95	625.00
02/11	AMERICAN SAFETY AND HEALT 541-3447099 OR	109.60
02/11	STAPLS7304603006000001 877-8267755 NJ	611.98
02/11	AMERICAN SAFETY AND HEALT 541-3447099 OR	21.92
02/11	STAPLS7304603594000001 877-8267755 NJ	717.25
02/20	STAPLS73046881814000001 877-8267755 NJ	315.19
03/05	FEDEX 91702128 800-4633339 TN KELLY BARTZ TRANSACTIONS THIS CYCLE (CARD 6598) \$1952.15	176.21
02/16	ROGUE 614-3586190 OH BRETT BROMAN TRANSACTIONS THIS CYCLE (CARD 6630) \$1822.93	1,822.93
03/03	SMK*SURVEYMONKEY.COM 971-2445555 CA ANNA BUTEL TRANSACTIONS THIS CYCLE (CARD 6655) \$420.86	420.86
03/03	FRONTIER ACE HARDWARE APACHE JUNCTI AZ BRIAN WHITE TRANSACTIONS THIS CYCLE (CARD 6671) \$27.59	27.59
02/11	Amazon.com*PT5EJ8FQ3 Amzn.com/bill WA	42.74
02/11	BRIDGESTONE HOSEPOWER 904-264-1267 FL	1,240.52
02/19	Amazon.com*K68CZ3303 Amzn.com/bill WA	73.56
02/20	Amazon.com*WS3ST6IC3 Amzn.com/bill WA	213.72
02/19	THE FIREFIGHTING DEPOT THEFIREFIGHTI IL	57.03
02/20	FEDEX 506434924 MEMPHIS TN	15.84
02/21	AMZN Mktip US*Q01AQ1V13 Amzn.com/bill WA	50.41
02/22	Amazon.com*P81YG7LA3 Amzn.com/bill WA	108.48
02/23	AMZN Mktip US*0021B5L33 Amzn.com/bill WA	62.14
02/24	COSTCO *BUS CENTER 827 602-274-4651 AZ	845.85
02/25	AMZN Mktip US*BM83Y9QP3 Amzn.com/bill WA	118.32
02/25	AMZN Mktip US*7F38R7YD3 Amzn.com/bill WA	16.43
02/25	Amazon.com*ME8361Y81 Amzn.com/bill WA	86.74
02/26	AMZN Mktip US*CT4S76M13 Amzn.com/bill WA	16.43
02/26	FEDEX 507121762 MEMPHIS TN	18.33
02/25	BBQ ISLAND TEMPE AZ	432.40
02/27	THE WEBSTAUANT STORE 717-392-7472 PA	100.78
02/27	MOORE INDUSTRIAL 513-874-0700 OH	123.73
02/28	AMZN Mktip US*613XA8013 Amzn.com/bill WA	59.54
02/27	AMZN Mktip US*KV1ZU99T3 Amzn.com/bill WA	103.70
02/29	AMZN Mktip US*CP8IH2I03 Amzn.com/bill WA	160.59
02/29	Amazon.com*ZJ6ZT4D33 Amzn.com/bill WA	17.83
02/27	SHOPPERS SUPPLY # 7 APACHE JUNCTI AZ	131.32
02/29	AMZN Mktip US*S14UB8SH3 Amzn.com/bill WA	67.13
03/02	AMZN Mktip US*MUBXS3013 Amzn.com/bill WA	210.09
03/04	AMZN Mktip US*JRONT96X3 Amzn.com/bill WA	109.59
03/04	Amazon.com*7Z9L70R13 Amzn.com/bill WA	9.85
03/03	AMZ*Rough Country LL Jimmie@roughc TN	269.90
03/04	IN *COPRO EFP 303-2198013 CO	1,368.14
03/04	AMZN Mktip US*OK0WH3A23 Amzn.com/bill WA	176.82
03/05	AMZN Mktip US*DB0SN7ZF3 Amzn.com/bill WA VAUGHN CROSHAW TRANSACTIONS THIS CYCLE (CARD 0687) \$6389.74	82.19
03/03	FIRE PROTECTION PUB 405-744-5892 OK	94.31

ACCOUNT ACTIVITY (CONTINUED)

Date of Transaction	Merchant Name or Transaction Description	\$ Amount
	TINA GEROLA TRANSACTIONS THIS CYCLE (CARD 8473) \$94.31	
02/13	THE HOME DEPOT #0404 MESA AZ	1,364.86
02/27	THE FIREFIGHTING DEPOT THEFIREFIGHTI IL	125.02
03/03	ADORAMA, INC ECOMMERCE 212-7410401 NY	68.31
03/07	GOPRO *WWW.GOPRO.COM 888-600-4659 CA	441.31
	FOX TANNER TRANSACTIONS THIS CYCLE (CARD 2689) \$1999.50	

2020 Totals Year-to-Date	
Total fees charged in 2020	\$0.00
Total interest charged in 2020	\$0.00

Year-to-date totals do not reflect any fee or interest refunds you may have received.

INTEREST CHARGES

Your Annual Percentage Rate (APR) is the annual interest rate on your account.

Balance Type	Annual Percentage Rate (APR)	Balance Subject To Interest Rate	Interest Charges
PURCHASES			
Purchases	11.24%(v)(d)	- 0 -	- 0 -
CASH ADVANCES			
Cash Advances	20.24%(v)(d)	- 0 -	- 0 -
BALANCE TRANSFERS			
Balance Transfer	11.24%(v)(d)	- 0 -	- 0 -

29 Days in Billing Period

- (v) = Variable Rate
- (d) = Daily Balance Method (including new transactions)
- (a) = Average Daily Balance Method (including new transactions)

Please see Information About Your Account section for the Calculation of Balance Subject to Interest Rate, Annual Renewal Notice, How to Avoid Interest on Purchases, and other important information, as applicable.



Superstition Fire & Medical District Monthly Pinal County Treasurer's Bank Account Reconciliation

500 Debt Principal Fund

Reconciliation References:

- A Previous month's bank ending balance / current month's bank beginning balance
 - B Interest Income
 - C Current month's property tax receipts (real and personal)
 - D Current month's refunded interest
 - E Current month's bank ending balance
 - F Cash Balance per G/L Balance Sheet
- *consolidated account ending 1407 (original bond account) into 1409 (refinanced bond account)



**Superstition Fire & Medical District
Debt Retirement Principal (Fund 500) Cash Reconciliation
Fiscal Year 2019 - 2020
3/31/2020**

	Deposits (Cash Receipts)	Cash Disbursements	Book Balance
Book Balance as of: 3/1/2020			\$621,972.81 (A)
<u>Activity During the Month</u>			
Journal Entries:			
Interest Income (Expense):	703.35		703.35 (B)
Cash Receipts			
2007 Real Estate Taxes			-
2008 Real Estate Taxes			-
2009 Real Estate Taxes			-
2010 Real Estate Taxes			-
2011 Real Estate Taxes			-
2012 Real Estate Taxes			-
2013 Real Estate Taxes			-
2014 Real Estate Taxes			-
2015 Real Estate Taxes			-
2016 Real Estate Taxes			-
2017 Real Estate Taxes			-
2018 Real Estate Taxes	0.24		0.24
2019 Real Estate Taxes	17,446.66		17,446.66 (C)
2007 Pers. Prop. Taxes	4.30		4.30
2009 Pers. Prop. Taxes			-
2010 Pers. Prop. Taxes			-
2011 Pers. Prop. Taxes	1.40		1.40
2012 Pers. Prop. Taxes			-
2013 Pers. Prop. Taxes	0.07		0.07
2014 Pers. Prop. Taxes	0.11		0.11
2015 Pers. Prop. Taxes	2.07		2.07
2016 Pers. Prop. Taxes	10.05		10.05
2017 Pers. Prop. Taxes	(121.84)		(121.84)
2018 Pers. Prop. Taxes	(2.74)		(2.74)
2019 Pers. Prop. Taxes	1,508.55		1,508.55
SRP Contributions			-
Deposits			
Revenue Transfer			-
Cash Disbursements			
A) Accounts Payable			-
B) Transfer In / Out			-
C) Refund Interest		(16.81)	(16.81) (D)
	\$19,552.22	(16.81)	\$641,508.22

Pinal County Bank Balance

Ending Bank Balance as of: 3/31/2020 Balance from YTD Column \$ 641,508.22 (E)

Less: Outstanding Warrants Check # -
 Plus: Deposits in Transit -
 Prepared by: *[Signature]* 4/2/2020 \$ 641,508.22

Balance per B/S \$ 641,508.22 (F)

Difference \$ 4/2/2020:09 AM

Reviewed by: *[Signature]* 4/6/2020



Pinal County Treasurer

Monthly Statement

Date Range: 3/1/2020 to 3/31/2020

Account	Period	YTD	
6116421409	Super Fire & Med Debt Refunding Prin Series 2018		
Begin Balance:	(A) 621,972.81	239,897.27	
Income:	19,537.15	401,614.50	
LOC Advance:	.00	.00	
Expense:	(1.74)	(3.55)	LOC: .00
LOC Payments:	.00	.00	Warrants Outstanding: .00
Cash Balance:	(E) 641,508.22	641,508.22	End: 641,508.22

Monthly Statement Summary

Source Code	Description	MTDAmount	YTDAmount
6116421409	Super Fire & Med Debt Refunding Prin Series 2018	Beginning Balance: 621,972.81	239,897.27
11100.2018	2018 Real Estate Taxes	.24	8,388.54
11100.2019	2019 Real Estate Taxes	17,446.66	344,586.62
12100.2018	2018 Personal Property Taxes	(2.74)	1,102.95
12100.2019	2019 Personal Property Taxes	1,508.55	33,382.98
14100.0	Salt River Contribution	.00	7,305.95
18200.2007	2007 Taxes Transferred	4.30	4.30
18200.2008	2008 Taxes Transferred	.00	.03
18200.2009	2009 Taxes Transferred	.00	.41
18200.2010	2010 Taxes Transferred	.00	4.15
18200.2011	2011 Taxes Transferred	1.40	7.39
18200.2012	2012 Taxes Transferred	.00	10.66
18200.2013	2013 Taxes Transferred	.07	16.98
18200.2014	2014 Taxes Transferred	.11	32.84
18200.2015	2015 Taxes Transferred	2.07	44.97
18200.2016	2016 Taxes Transferred	10.05	146.29
18200.2017	2017 Taxes Transferred	(121.84)	119.61
21100.40	Wells Fargo Bank Investment Interest	8.09	63.99
21100.41	Wells Fargo Repo Investment Interest	.00	852.77
21100.43	Wells Fargo Trust Investment Interest	3.20	46.21
21100.46	Wells Fargo Investment Investment Interest	229.38	1,135.49
21100.47	WF Money Market Investment Interest	72.90	99.97
21100.48	WF Brokerage Account Investment Interest	.00	89.43
21100.55	Multi-Bank Securities Investment Interest	88.55	506.33
21100.70	Vining Sparks Investment Interest	171.77	2,780.27
21100.80	Stifel Nicolaus & Company Investment Interest	129.46	900.44
73750.0	Revenue Transfer	(15.07)	(15.07)
90400.0	Refund Interest	(1.74)	(3.55)
	Ending Balance:	641,508.22	641,508.22

Handwritten notes: (C) \$18,848.57, (B) \$703.35, (D) (\$16.91)

Monthly Statement Detail

Date	Notes	Doc #	Amount	C/D
6116421409 Super Fire & Med Debt Refunding Prin Series 2018			Beginning Balance: 621,972.81	
00.2018	2018 Real Estate Taxes		Source Code Total: .24	
03/24	Tax Distribution	0	.12	C
03/25	Tax Distribution	0	.12	C
11100.2019 2019 Real Estate Taxes			Source Code Total: 17,446.66	
03/02	Tax Distribution	0	129.98	C
03/02	Tax Distribution	0	837.60	C
03/02	Tax Distribution	0	354.87	C



Pinal County Treasurer

Monthly Statement

Date Range: 3/1/2020 to 3/31/2020

03/02	Tax Distribution	0	108.28	C
03/03	Tax Distribution	0	289.18	C
03/03	Tax Distribution	0	397.03	C
03/03	Tax Distribution	0	104.12	C
03/04	Tax Distribution	0	245.83	C
03/04	Tax Distribution	0	300.61	C
03/04	Tax Distribution	0	366.19	C
03/04	Tax Distribution	0	241.63	C
03/04	Tax Distribution	0	360.93	C
03/05	Tax Distribution	0	149.22	C
03/05	Tax Distribution	0	348.54	C
03/05	Tax Distribution	0	497.99	C
03/05	Tax Distribution	0	293.26	C
03/06	Tax Distribution	0	59.19	C
03/06	Tax Distribution	0	332.90	C
03/06	Tax Distribution	0	89.11	C
03/06	Tax Distribution	0	283.69	C
03/09	Tax Distribution	0	(15.26)	C
03/09	Tax Distribution	0	140.90	C
03/09	Tax Distribution	0	190.76	C
03/09	Tax Distribution	0	54.47	C
03/09	Tax Distribution	0	86.09	C
03/10	Tax Distribution	0	306.49	C
03/10	Tax Distribution	0	319.90	C
03/10	Tax Distribution	0	170.27	C
03/11	Tax Distribution	0	159.74	C
03/11	Tax Distribution	0	62.05	C
03/11	Tax Distribution	0	195.63	C
03/11	Tax Distribution	0	276.82	C
03/12	Tax Distribution	0	253.56	C
03/12	Tax Distribution	0	125.20	C
03/12	Tax Distribution	0	120.23	C
03/13	Tax Distribution	0	107.52	C
03/13	Tax Distribution	0	139.25	C
03/13	Tax Distribution	0	.10	C
03/16	Tax Distribution	0	122.29	C
03/16	Tax Distribution	0	82.68	C
03/16	Tax Distribution	0	313.49	C
03/17	Tax Distribution	0	(4.66)	C
03/17	Tax Distribution	0	274.34	C
03/17	Tax Distribution	0	352.17	C
03/17	Tax Distribution	0	528.99	C
03/17	Tax Distribution	0	178.13	C
03/18	Tax Distribution	0	262.30	C
03/18	Tax Distribution	0	392.80	C
03/18	Tax Distribution	0	193.54	C
03/18	Tax Distribution	0	82.24	C
03/18	Tax Distribution	0	224.43	C
03/19	Tax Distribution	0	29.45	C
03/19	Tax Distribution	0	318.53	C
03/19	Tax Distribution	0	84.79	C
03/20	Tax Distribution	0	37.64	C
03/20	Tax Distribution	0	282.33	C
03/20	Tax Distribution	0	136.95	C
03/20	Tax Distribution	0	543.15	C
03/23	Tax Distribution	0	126.08	C
03/23	Tax Distribution	0	219.79	C



Pinal County Treasurer

Monthly Statement

Date Range: 3/1/2020 to 3/31/2020

03/23	Tax Distribution	0	541.21	C
03/23	Tax Distribution	0	67.00	C
03/24	Tax Distribution	0	(4.65)	C
03/24	Tax Distribution	0	80.99	C
03/24	Tax Distribution	0	23.70	C
03/24	Tax Distribution	0	229.59	C
03/24	Tax Distribution	0	253.03	C
03/25	Tax Distribution	0	155.25	C
03/25	Tax Distribution	0	294.48	C
03/25	Tax Distribution	0	162.80	C
03/25	Tax Distribution	0	121.86	C
03/26	Tax Distribution	0	88.72	C
03/26	Tax Distribution	0	50.02	C
03/26	Tax Distribution	0	90.38	C
03/26	Tax Distribution	0	199.64	C
03/26	Tax Distribution	0	89.57	C
03/27	Tax Distribution	0	80.48	C
03/27	Tax Distribution	0	114.71	C
03/27	Tax Distribution	0	229.16	C
03/27	Tax Distribution	0	46.28	C
03/30	Tax Distribution	0	(21.47)	C
03/30	Tax Distribution	0	119.50	C
03/30	Tax Distribution	0	309.31	C
03/30	Tax Distribution	0	170.47	C
03/30	Tax Distribution	0	129.56	C
03/31	Tax Distribution	0	12.63	C
03/31	Tax Distribution	0	330.27	C
03/31	Tax Distribution	0	180.57	C
03/31	Tax Distribution	0	36.28	C
12100.2018 2018 Personal Property Taxes			Source Code Total: (2.74)	
03/02	Tax Distribution	0	.28	C
03/03	Tax Distribution	0	2.97	C
03/04	Tax Distribution	0	2.32	C
03/05	Tax Distribution	0	6.81	C
03/09	Tax Distribution	0	.18	C
03/11	Tax Distribution	0	(24.38)	C
03/11	Tax Distribution	0	.79	C
03/16	Tax Distribution	0	3.17	C
03/26	Tax Distribution	0	4.66	C
03/27	Tax Distribution	0	.46	C
12100.2019 2019 Personal Property Taxes			Source Code Total: 1,508.55	
03/02	Tax Distribution	0	24.38	C
03/02	Tax Distribution	0	44.98	C
03/02	Tax Distribution	0	45.27	C
03/02	Tax Distribution	0	7.40	C
03/03	Tax Distribution	0	40.78	C
03/03	Tax Distribution	0	30.24	C
03/03	Tax Distribution	0	13.60	C
03/04	Tax Distribution	0	26.54	C
03/04	Tax Distribution	0	10.21	C
03/04	Tax Distribution	0	3.84	C
03/04	Tax Distribution	0	11.67	C
03/04	Tax Distribution	0	16.72	C
03/04	Tax Distribution	0	21.68	C
03/05	Tax Distribution	0	50.27	C
03/05	Tax Distribution	0	9.74	C
03/05	Tax Distribution	0	9.67	C



Pinal County Treasurer

Monthly Statement

Date Range: 3/1/2020 to 3/31/2020

03/06 Tax Distribution	0	3.75	C
03/06 Tax Distribution	0	4.29	C
03/06 Tax Distribution	0	12.12	C
03/09 Tax Distribution	0	15.61	C
03/09 Tax Distribution	0	17.22	C
03/09 Tax Distribution	0	6.47	C
03/10 Tax Distribution	0	37.01	C
03/10 Tax Distribution	0	5.24	C
03/10 Tax Distribution	0	18.04	C
03/11 Tax Distribution	0	3.66	C
03/11 Tax Distribution	0	12.73	C
03/11 Tax Distribution	0	19.85	C
03/12 Tax Distribution	0	4.07	C
03/12 Tax Distribution	0	18.58	C
03/12 Tax Distribution	0	4.47	C
03/13 Tax Distribution	0	(.93)	C
03/13 Tax Distribution	0	1.23	C
03/13 Tax Distribution	0	.25	C
03/16 Tax Distribution	0	67.70	C
03/16 Tax Distribution	0	5.79	C
03/17 Tax Distribution	0	11.73	C
03/17 Tax Distribution	0	13.11	C
03/17 Tax Distribution	0	44.13	C
03/17 Tax Distribution	0	15.62	C
03/18 Tax Distribution	0	11.90	C
03/18 Tax Distribution	0	3.88	C
03/18 Tax Distribution	0	20.52	C
03/18 Tax Distribution	0	18.43	C
03/19 Tax Distribution	0	7.20	C
03/19 Tax Distribution	0	1.96	C
03/20 Tax Distribution	0	3.53	C
03/20 Tax Distribution	0	2.94	C
03/20 Tax Distribution	0	1.71	C
03/20 Tax Distribution	0	13.17	C
03/23 Tax Distribution	0	6.07	C
03/23 Tax Distribution	0	18.99	C
03/23 Tax Distribution	0	469.23	C
03/23 Tax Distribution	0	14.71	C
03/24 Tax Distribution	0	24.65	C
03/24 Tax Distribution	0	25.73	C
03/24 Tax Distribution	0	12.04	C
03/25 Tax Distribution	0	23.27	C
03/25 Tax Distribution	0	10.25	C
03/26 Tax Distribution	0	.06	C
03/26 Tax Distribution	0	8.64	C
03/26 Tax Distribution	0	13.52	C
03/26 Tax Distribution	0	3.35	C
03/27 Tax Distribution	0	5.26	C
03/27 Tax Distribution	0	3.76	C
03/27 Tax Distribution	0	11.64	C
03/30 Tax Distribution	0	3.70	C
03/30 Tax Distribution	0	13.95	C
03/30 Tax Distribution	0	6.24	C
03/30 Tax Distribution	0	14.12	C
03/31 Tax Distribution	0	16.46	C
03/31 Tax Distribution	0	8.94	C



Pinal County Treasurer

Monthly Statement

Date Range: 3/1/2020 to 3/31/2020

03/24	MATURED DEBT SVC FR 6-11642-1407	0	4.30	C
18200.2011 2011 Taxes Transferred			Source Code Total:	1.40
03/03	MATURED DEBT SVC FR 6-11642-1407	0	1.26	C
03/06	MATURED DEBT SVC FR 6-11642-1407	0	.14	C
18200.2013 2013 Taxes Transferred			Source Code Total:	.07
03/09	MATURED DEBT SVC FR 6-11642-1407	0	.07	C
18200.2014 2014 Taxes Transferred			Source Code Total:	.11
03/12	MATURED DEBT SVC FR 6-11642-1407	0	.11	C
18200.2015 2015 Taxes Transferred			Source Code Total:	2.07
03/12	MATURED DEBT SVC FR 6-11642-1407	0	.26	C
03/16	MATURED DEBT SVC FR 6-11642-1407	0	1.81	C
18200.2016 2016 Taxes Transferred			Source Code Total:	10.05
03/05	MATURED DEBT SVC FR 6-11642-1407	0	7.57	C
03/11	MATURED DEBT SVC FR 6-11642-1407	0	(.45)	C
03/11	MATURED DEBT SVC FR 6-11642-1407	0	.65	C
03/16	MATURED DEBT SVC FR 6-11642-1407	0	1.86	C
03/17	MATURED DEBT SVC FR 6-11642-1407	0	.31	C
03/23	MATURED DEBT SVC FR 6-11642-1407	0	.11	C
18200.2017 2017 Taxes Transferred			Source Code Total:	(121.84)
03/03	MATURED DEBT SVC FR 6-11642-1407	0	.26	C
03/04	MATURED DEBT SVC FR 6-11642-1407	0	1.05	C
03/05	MATURED DEBT SVC FR 6-11642-1407	0	3.28	C
03/10	MATURED DEBT SVC FR 6-11642-1407	0	(114.44)	C
03/11	MATURED DEBT SVC FR 6-11642-1407	0	(20.85)	C
03/11	MATURED DEBT SVC FR 6-11642-1407	0	.68	C
03/16	MATURED DEBT SVC FR 6-11642-1407	0	1.95	C
03/23	MATURED DEBT SVC FR 6-11642-1407	0	3.10	C
03/23	MATURED DEBT SVC FR 6-11642-1407	0	2.76	C
03/31	MATURED DEBT SVC FR 6-11642-1407	0	.37	C
21100.40 Wells Fargo Bank Investment Interest			Source Code Total:	8.09
03/02	Investment Interest	0	8.09	C
21100.43 Wells Fargo Trust Investment Interest			Source Code Total:	3.20
03/03	Investment Interest	0	3.20	C
21100.46 Wells Fargo Investment Investment Interest			Source Code Total:	229.38
03/10	Investment Interest	0	66.62	C
03/13	Investment Interest	0	40.84	C
03/30	Investment Interest	0	20.91	C
03/31	Investment Interest	0	101.01	C
21100.47 WF Money Market Investment Interest			Source Code Total:	72.90
03/03	Investment Interest	0	72.90	C
21100.55 Multi-Bank Securities Investment Interest			Source Code Total:	88.55
03/16	Investment Interest	0	33.11	C
03/30	Investment Interest	0	55.44	C
21100.70 Vining Sparks Investment Interest			Source Code Total:	171.77
03/11	Investment Interest	0	63.17	C
03/17	Investment Interest	0	35.39	C
03/18	Investment Interest	0	73.21	C
21100.80 Stifel Nicolaus & Company Investment Interest			Source Code Total:	129.46
03/03	Investment Interest	0	34.80	C
03/03	Investment Interest	0	51.84	C
03/04	Investment Interest	0	9.37	C
03/06	Investment Interest	0	19.14	C
03/16	Investment Interest	0	14.31	C
73750.0 Revenue Transfer			Source Code Total:	(15.07)
03/10	To Zero debt Service Acct SFMD To 1407	0	(.30)	C
03/17	TO ZERO OUT DEBT SERVICE ACCOUNT SMFD TO 1407	0	(14.77)	C
90400.0 Refund Interest			Source Code Total:	(1.74)



Pinal County Treasurer

Monthly Statement

Date Range: 3/1/2020 to 3/31/2020

03/11	163415	B99-93-55402 2018 Adjustment/Corr Refund	163415	(1.70)	D
03/25	163637	103-35-501B8 2019 Adjustment/Corr Refund	163637	(.04)	D
				6116421409 Super Fire & Med Debt Refunding Prin Series 2018	Ending Balance: 641,508.22

Superstition Fire & Medical District
Balance Sheet
As of 3/31/2020
FUND: (500) Debt Retirement Principal Fund

Assets

Current Assets

Fund Cash - Debt Retirement Principal	\$641,508.22	\$641,508.22 (F)
Total Current Assets		<u>\$641,508.22</u>
Total Assets		<u><u>\$641,508.22</u></u>

Liabilities and Equity

Equity

Fund Balance - Debt Retirement Principal	\$239,897.27	
Current Year Profit/Loss	401,610.95	
Total Equity		<u>641,508.22</u>
Total Liabilities and Equity		<u><u>\$641,508.22</u></u>

Superstition Fire & Medical District Monthly Pinal County Treasurer's Bank Account Reconciliation

600 Debt Interest Fund

Reconciliation References:

- A Previous month's bank ending balance / current month's bank beginning balance
 - B Interest Income
 - C Current month's property tax receipts (real and personal)
 - D Current month's refunded interest
 - E Current month's bank ending balance
 - F Cash Balance per G/L Balance Sheet
- *consolidated account ending 1408 (original bond account) into 1410 (refinanced bond account)



**Superstition Fire & Medical District
Debt Retirement Interest (Fund 600) Cash Reconciliation
Fiscal Year 2019 - 2020
3/31/2020**

	Deposits (Cash Receipts)	Cash Disbursements	Treasurer's Balance	Book Balance
Book Balance as of: 3/1/2020				\$87,951.06 Ⓐ
<u>Activity During the Month</u>				
Journal Entries:				
Interest Income (Expense):	124.26			124.26 Ⓑ
Cash Receipts				
2007 Real Estate Taxes				-
2008 Real Estate Taxes				-
2009 Real Estate Taxes				-
2010 Real Estate Taxes				-
2011 Real Estate Taxes				-
2012 Real Estate Taxes				-
2013 Real Estate Taxes				-
2014 Real Estate Taxes				-
2015 Real Estate Taxes				-
2016 Real Estate Taxes				-
2017 Real Estate Taxes				-
2018 Real Estate Taxes	0.04			0.04
2019 Real Estate Taxes	5,377.26			5,377.26
2007 Pers. Prop. Taxes	4.28			4.28
2009 Pers. Prop. Taxes				-
2010 Pers. Prop. Taxes				-
2011 Pers. Prop. Taxes	1.68			1.68
2012 Pers. Prop. Taxes				-
2013 Pers. Prop. Taxes	0.06			0.06
2014 Pers. Prop. Taxes	0.09			0.09
2015 Pers. Prop. Taxes	1.59			1.59
2016 Pers. Prop. Taxes	6.92			6.92
2017 Pers. Prop. Taxes	(74.41)			(74.41)
2018 Pers. Prop. Taxes	(0.39)			(0.39)
2019 Pers. Prop. Taxes	464.89			464.89
SRP Contributions				-
Deposits				-
Revenue Transfer				-
Cash Disbursements				
A) Accounts Payable				-
B) Transfer In / Out				-
C) Refund Interest		(9.44)		(9.44) Ⓓ
	\$5,906.27	(9.44)		\$93,847.89
<u>Pinal County Bank Balance</u>				
Ending Bank Balance as of: 3/31/2020				\$ 93,847.89 Ⓔ
		Balance from YTD Column		
Less: Outstanding Warrants		Check #		
Plus: Deposits in Transit				
				\$ 93,847.89
Prepared by: <u><i>Janice R. Burt</i> 4/1/2020</u>				\$ 93,847.89 Ⓕ
Reviewed by: <u><i>Roger Wood</i> 4/6/2020</u>				
				Difference \$ -



Pinal County Treasurer

Monthly Statement

Date Range: 3/1/2020 to 3/31/2020

Account	Period	YTD		
6116421410	Super Fire & Med Debt Refunding Int Series 2018			
Begin Balance:	(A) 87,951.06	41,798.03		
Income:	5,897.08	121,481.14		
LOC Advance:	.00	.00		
Expense:	(.25)	(69,431.28)	LOC:	.00
LOC Payments:	.00	.00	Warrants Outstanding:	.00
Cash Balance:	(E) 93,847.89	93,847.89	End:	93,847.89

Monthly Statement Summary

Source Code	Description	MTDAmount	YTDAmount
6116421410	Super Fire & Med Debt Refunding Int Series 2018	Beginning Balance: 87,951.06	41,798.03
11100.2018	2018 Real Estate Taxes	.04	1,169.94
11100.2019	2019 Real Estate Taxes	5,377.26	106,203.78
12100.2018	2018 Personal Property Taxes	(.39)	153.68
12100.2019	2019 Personal Property Taxes	464.89	10,288.95
14100.0	Salt River Contribution	.00	2,251.74
18200.2007	2007 Taxes Transferred	4.28	4.28
18200.2008	2008 Taxes Transferred	.00	.05
18200.2009	2009 Taxes Transferred	.00	.54
18200.2010	2010 Taxes Transferred	.00	5.00
18200.2011	2011 Taxes Transferred	1.68	8.87
18200.2012	2012 Taxes Transferred	.00	10.07
18200.2013	2013 Taxes Transferred	.06	15.81
18200.2014	2014 Taxes Transferred	.09	28.10
18200.2015	2015 Taxes Transferred	1.59	34.35
18200.2016	2016 Taxes Transferred	6.92	100.76
18200.2017	2017 Taxes Transferred	(74.41)	73.02
21100.40	Wells Fargo Bank Investment Interest	1.12	12.80
21100.41	Wells Fargo Repo Investment Interest	.00	157.47
21100.43	Wells Fargo Trust Investment Interest	.44	8.14
21100.46	Wells Fargo Investment Investment Interest	40.96	201.02
21100.47	WF Money Market Investment Interest	10.13	13.82
21100.48	WF Brokerage Account Investment Interest	.00	15.53
21100.55	Multi-Bank Securities Investment Interest	16.27	81.56
21100.70	Vining Sparks Investment Interest	31.95	489.61
21100.80	Stifel Nicolaus & Company Investment Interest	23.39	161.44
73750.0	Revenue Transfer	(9.19)	(9.19)
90400.0	Refund Interest	(.25)	(.77)
90810.0	Coupons Paid	.00	(69,430.51)
Ending Balance:		93,847.89	93,847.89

Handwritten notes: (C) \$5,782.01, (B) \$124.26, (D) (\$944)

Monthly Statement Detail

Date	Notes	Doc #	Amount	C/D
6116421410 Super Fire & Med Debt Refunding Int Series 2018			Beginning Balance: 87,951.06	
			Source Code Total: .04	
03/24	Tax Distribution	0	.02	C
03/25	Tax Distribution	0	.02	C
			Source Code Total: 5,377.26	
03/02	Tax Distribution	0	40.05	C
03/02	Tax Distribution	0	258.14	C



Pinal County Treasurer

Monthly Statement

Date Range: 3/1/2020 to 3/31/2020

03/02	Tax Distribution	0	109.36	C
03/02	Tax Distribution	0	33.37	C
03/03	Tax Distribution	0	89.15	C
03/03	Tax Distribution	0	122.38	C
03/03	Tax Distribution	0	32.10	C
03/04	Tax Distribution	0	75.74	C
03/04	Tax Distribution	0	92.63	C
03/04	Tax Distribution	0	112.84	C
03/04	Tax Distribution	0	74.47	C
03/04	Tax Distribution	0	111.21	C
03/05	Tax Distribution	0	45.98	C
03/05	Tax Distribution	0	107.42	C
03/05	Tax Distribution	0	153.50	C
03/05	Tax Distribution	0	90.40	C
03/06	Tax Distribution	0	18.25	C
03/06	Tax Distribution	0	102.63	C
03/06	Tax Distribution	0	27.46	C
03/06	Tax Distribution	0	87.45	C
03/09	Tax Distribution	0	(4.70)	C
03/09	Tax Distribution	0	43.44	C
03/09	Tax Distribution	0	58.79	C
03/09	Tax Distribution	0	16.78	C
03/09	Tax Distribution	0	26.54	C
03/10	Tax Distribution	0	94.45	C
03/10	Tax Distribution	0	98.60	C
03/10	Tax Distribution	0	52.47	C
03/11	Tax Distribution	0	49.24	C
03/11	Tax Distribution	0	19.13	C
03/11	Tax Distribution	0	60.29	C
03/11	Tax Distribution	0	85.31	C
03/12	Tax Distribution	0	78.15	C
03/12	Tax Distribution	0	38.60	C
03/12	Tax Distribution	0	37.05	C
03/13	Tax Distribution	0	33.12	C
03/13	Tax Distribution	0	42.92	C
03/13	Tax Distribution	0	.03	C
03/16	Tax Distribution	0	37.69	C
03/16	Tax Distribution	0	25.50	C
03/16	Tax Distribution	0	96.63	C
03/17	Tax Distribution	0	(1.43)	C
03/17	Tax Distribution	0	84.54	C
03/17	Tax Distribution	0	108.53	C
03/17	Tax Distribution	0	163.04	C
03/17	Tax Distribution	0	54.90	C
03/18	Tax Distribution	0	80.83	C
03/18	Tax Distribution	0	121.07	C
03/18	Tax Distribution	0	59.66	C
03/18	Tax Distribution	0	25.35	C
03/18	Tax Distribution	0	69.19	C
03/19	Tax Distribution	0	9.08	C
03/19	Tax Distribution	0	98.19	C
03/19	Tax Distribution	0	26.14	C
03/20	Tax Distribution	0	11.60	C
03/20	Tax Distribution	0	87.02	C
03/20	Tax Distribution	0	42.22	C
03/20	Tax Distribution	0	167.41	C
03/23	Tax Distribution	0	38.88	C



Pinal County Treasurer

Monthly Statement

Date Range: 3/1/2020 to 3/31/2020

03/23 Tax Distribution	0	67.75	C
03/23 Tax Distribution	0	166.82	C
03/23 Tax Distribution	0	20.65	C
03/24 Tax Distribution	0	(1.43)	C
03/24 Tax Distribution	0	24.96	C
03/24 Tax Distribution	0	7.30	C
03/24 Tax Distribution	0	70.78	C
03/24 Tax Distribution	0	77.98	C
03/25 Tax Distribution	0	47.87	C
03/25 Tax Distribution	0	90.77	C
03/25 Tax Distribution	0	50.18	C
03/25 Tax Distribution	0	37.55	C
03/26 Tax Distribution	0	27.35	C
03/26 Tax Distribution	0	15.41	C
03/26 Tax Distribution	0	27.86	C
03/26 Tax Distribution	0	61.51	C
03/26 Tax Distribution	0	27.60	C
03/27 Tax Distribution	0	24.80	C
03/27 Tax Distribution	0	35.35	C
03/27 Tax Distribution	0	70.64	C
03/27 Tax Distribution	0	14.26	C
03/30 Tax Distribution	0	(6.62)	C
03/30 Tax Distribution	0	36.82	C
03/30 Tax Distribution	0	95.34	C
03/30 Tax Distribution	0	52.55	C
03/30 Tax Distribution	0	39.94	C
03/31 Tax Distribution	0	3.89	C
03/31 Tax Distribution	0	101.77	C
03/31 Tax Distribution	0	55.65	C
03/31 Tax Distribution	0	11.18	C
12100.2018 2018 Personal Property Taxes		Source Code Total: (.39)	
03/02 Tax Distribution	0	.04	C
03/03 Tax Distribution	0	.41	C
03/04 Tax Distribution	0	.32	C
03/05 Tax Distribution	0	.95	C
03/09 Tax Distribution	0	.03	C
03/11 Tax Distribution	0	(3.40)	C
03/11 Tax Distribution	0	.11	C
03/16 Tax Distribution	0	.44	C
03/26 Tax Distribution	0	.65	C
03/27 Tax Distribution	0	.06	C
12100.2019 2019 Personal Property Taxes		Source Code Total: 464.89	
03/02 Tax Distribution	0	7.51	C
03/02 Tax Distribution	0	13.88	C
03/02 Tax Distribution	0	13.96	C
03/02 Tax Distribution	0	2.29	C
03/03 Tax Distribution	0	12.55	C
03/03 Tax Distribution	0	9.32	C
03/03 Tax Distribution	0	4.19	C
03/04 Tax Distribution	0	8.18	C
03/04 Tax Distribution	0	3.14	C
03/04 Tax Distribution	0	1.19	C
03/04 Tax Distribution	0	3.60	C
03/04 Tax Distribution	0	5.15	C
03/04 Tax Distribution	0	6.67	C
03/05 Tax Distribution	0	15.50	C
03/05 Tax Distribution	0	3.00	C



Pinal County Treasurer

Monthly Statement

Date Range: 3/1/2020 to 3/31/2020

03/05 Tax Distribution	0	2.99	C
03/06 Tax Distribution	0	1.16	C
03/06 Tax Distribution	0	1.32	C
03/06 Tax Distribution	0	3.74	C
03/09 Tax Distribution	0	4.81	C
03/09 Tax Distribution	0	5.30	C
03/09 Tax Distribution	0	2.00	C
03/10 Tax Distribution	0	11.41	C
03/10 Tax Distribution	0	1.61	C
03/10 Tax Distribution	0	5.56	C
03/11 Tax Distribution	0	1.13	C
03/11 Tax Distribution	0	3.93	C
03/11 Tax Distribution	0	6.12	C
03/12 Tax Distribution	0	1.26	C
03/12 Tax Distribution	0	5.72	C
03/12 Tax Distribution	0	1.38	C
03/13 Tax Distribution	0	(.29)	C
03/13 Tax Distribution	0	.38	C
03/13 Tax Distribution	0	.08	C
03/16 Tax Distribution	0	20.86	C
03/16 Tax Distribution	0	1.79	C
03/17 Tax Distribution	0	3.63	C
03/17 Tax Distribution	0	4.04	C
03/17 Tax Distribution	0	13.60	C
03/17 Tax Distribution	0	4.82	C
03/18 Tax Distribution	0	3.66	C
03/18 Tax Distribution	0	1.19	C
03/18 Tax Distribution	0	6.32	C
03/18 Tax Distribution	0	5.68	C
03/19 Tax Distribution	0	2.22	C
03/19 Tax Distribution	0	.60	C
03/20 Tax Distribution	0	1.09	C
03/20 Tax Distribution	0	.91	C
03/20 Tax Distribution	0	.52	C
03/20 Tax Distribution	0	4.06	C
03/23 Tax Distribution	0	1.87	C
03/23 Tax Distribution	0	5.85	C
03/23 Tax Distribution	0	144.61	C
03/23 Tax Distribution	0	4.53	C
03/24 Tax Distribution	0	7.59	C
03/24 Tax Distribution	0	7.93	C
03/24 Tax Distribution	0	3.71	C
03/25 Tax Distribution	0	7.17	C
03/25 Tax Distribution	0	3.15	C
03/26 Tax Distribution	0	.02	C
03/26 Tax Distribution	0	2.65	C
03/26 Tax Distribution	0	4.16	C
03/26 Tax Distribution	0	1.03	C
03/27 Tax Distribution	0	1.62	C
03/27 Tax Distribution	0	1.16	C
03/27 Tax Distribution	0	3.58	C
03/30 Tax Distribution	0	1.15	C
03/30 Tax Distribution	0	4.29	C
03/30 Tax Distribution	0	1.92	C
03/30 Tax Distribution	0	4.34	C
03/31 Tax Distribution	0	5.07	C
03/31 Tax Distribution	0	2.76	C



Pinal County Treasurer

Monthly Statement

Date Range: 3/1/2020 to 3/31/2020

18200.2007 2007 Taxes Transferred			Source Code Total: 4.28
03/24 MATURED DEBT SVC FR 6-11642-1408	0		4.28 C
18200.2011 2011 Taxes Transferred			Source Code Total: 1.68
03/03 MATURED DEBT SVC FR 6-11642-1408	0		1.51 C
03/06 MATURED DEBT SVC FR 6-11642-1408	0		.17 C
18200.2013 2013 Taxes Transferred			Source Code Total: .06
03/09 MATURED DEBT SVC FR 6-11642-1408	0		.06 C
18200.2014 2014 Taxes Transferred			Source Code Total: .09
03/12 MATURED DEBT SVC FR 6-11642-1408	0		.09 C
18200.2015 2015 Taxes Transferred			Source Code Total: 1.59
03/12 MATURED DEBT SVC FR 6-11642-1408	0		.20 C
03/16 MATURED DEBT SVC FR 6-11642-1408	0		1.39 C
18200.2016 2016 Taxes Transferred			Source Code Total: 6.92
03/05 MATURED DEBT SVC FR 6-11642-1408	0		5.22 C
03/11 MATURED DEBT SVC FR 6-11642-1408	0		(.31) C
03/11 MATURED DEBT SVC FR 6-11642-1408	0		.45 C
03/16 MATURED DEBT SVC FR 6-11642-1408	0		1.28 C
03/17 MATURED DEBT SVC FR 6-11642-1408	0		.21 C
03/23 MATURED DEBT SVC FR 6-11642-1408	0		.07 C
18200.2017 2017 Taxes Transferred			Source Code Total: (74.41)
03/03 MATURED DEBT SVC FR 6-11642-1408	0		.16 C
03/04 MATURED DEBT SVC FR 6-11642-1408	0		.64 C
03/05 MATURED DEBT SVC FR 6-11642-1408	0		2.00 C
03/10 MATURED DEBT SVC FR 6-11642-1408	0		(69.90) C
03/11 MATURED DEBT SVC FR 6-11642-1408	0		(12.74) C
03/11 MATURED DEBT SVC FR 6-11642-1408	0		.42 C
03/16 MATURED DEBT SVC FR 6-11642-1408	0		1.19 C
03/23 MATURED DEBT SVC FR 6-11642-1408	0		1.90 C
03/23 MATURED DEBT SVC FR 6-11642-1408	0		1.69 C
03/31 MATURED DEBT SVC FR 6-11642-1408	0		.23 C
21100.40 Wells Fargo Bank Investment Interest			Source Code Total: 1.12
03/02 Investment Interest	0		1.12 C
21100.43 Wells Fargo Trust Investment Interest			Source Code Total: .44
03/03 Investment Interest	0		.44 C
21100.46 Wells Fargo Investment Investment Interest			Source Code Total: 40.96
03/10 Investment Interest	0		12.27 C
03/13 Investment Interest	0		7.38 C
03/30 Investment Interest	0		2.92 C
03/31 Investment Interest	0		18.39 C
21100.47 WF Money Market Investment Interest			Source Code Total: 10.13
03/03 Investment Interest	0		10.13 C
21100.55 Multi-Bank Securities Investment Interest			Source Code Total: 16.27
03/16 Investment Interest	0		6.16 C
03/30 Investment Interest	0		10.11 C
21100.70 Vining Sparks Investment Interest			Source Code Total: 31.95
03/11 Investment Interest	0		11.82 C
03/17 Investment Interest	0		6.57 C
03/18 Investment Interest	0		13.56 C
21100.80 Stifel Nicolaus & Company Investment Interest			Source Code Total: 23.39
03/03 Investment Interest	0		9.81 C
03/03 Investment Interest	0		6.28 C
03/04 Investment Interest	0		1.69 C
03/06 Investment Interest	0		3.61 C
03/16 Investment Interest	0		2.00 C
73750.0 Revenue Transfer			Source Code Total: (9.19)
03/10 To Zero debt Service Acct SFMD To 1408	0		(.18) C
03/17 TO ZERO OUT DEBT SERVICE ACCOUNT SMFD TO 1408	0		(9.01) C



Pinal County Treasurer

Monthly Statement

Date Range: 3/1/2020 to 3/31/2020

90400.0 Refund Interest

Source Code Total: (.25)

03/11 163415 B99-93-55402 2018 Adjustment/Corr Refund 163415

(.24) D

03/25 163637 103-35-501B8 2019 Adjustment/Corr Refund 163637

(.01) D

6116421410 Super Fire & Med Debt Refunding Int Series 2018

Ending Balance: 93,847.89

Superstition Fire & Medical District

Balance Sheet

As of 3/31/2020

FUND: (600) Debt Retirement Interest Fund

Assets

Current Assets

Fund Cash - Debt Retirement Interest
Total Current Assets

\$93,847.89

\$93,847.89

(F)

Total Assets

\$93,847.89

Liabilities and Equity

Equity

Fund Balance - Debt Retirement Interest
Current Year Profit/Loss
Total Equity

\$41,798.03

52,049.86

93,847.89

Total Liabilities and Equity

\$93,847.89