



Superstition Fire & Medical District Balance Sheet - All Governmental Funds

For Fiscal: 2019-2020 Period Ending: 2/29/20

	100 General	150 Transport	200 Capital Projects	400 Special Revenue	500 Debt Principal	600 Debt Interest	Total
Current Assets							
10100 - FUND CASH	10,300,914.61	1,508,541.62	-	-	-	-	11,809,456.23
10150 - PAYROLL ACCOUNT	(7,741,693.96)	(1,100,625.28)	-	-	-	-	(8,842,319.24)
10200 - FUND CASH - CAPITAL PROJECTS	-	-	397,041.38	-	-	-	397,041.38
10400 - FUND CASH - SPECIAL REVENUE FUND	-	-	-	49,188.34	-	-	49,188.34
10500 - FUND CASH - DEBT RETIREMENT PRINCIPAL	-	-	-	-	621,972.81	-	621,972.81
10600 - FUND CASH - DEBT RETIREMENT INTEREST	-	-	-	-	-	87,951.06	87,951.06
11000 - PETTY CASH - ACCOUNTING	100.00	-	-	-	-	-	100.00
CASH SUBTOTAL	<u>2,559,320.65</u>	<u>407,916.34</u>	<u>397,041.38</u>	<u>49,188.34</u>	<u>621,972.81</u>	<u>87,951.06</u>	<u>4,123,390.58</u>
13000 - ACCOUNTS RECEIVABLE	-	-	-	-	-	-	-
13500 - PROPERTY TAXES RECEIVABLE	-	-	-	-	-	-	-
15000 - DUE FROM OTHER FUNDS	1,373,235.18	-	1,300,295.36	-	-	-	2,673,530.54
15500 - DEPOSIT	-	-	-	-	-	-	-
16000 - PREPAID ITEMS	-	-	-	-	-	-	-
Total Assets:	<u>\$ 3,932,555.83</u>	<u>\$ 407,916.34</u>	<u>\$ 1,697,336.74</u>	<u>\$ 49,188.34</u>	<u>\$ 621,972.81</u>	<u>\$ 87,951.06</u>	<u>\$ 6,796,921.12</u>
Current Liabilities							
21050 - ACCOUNTS PAYABLE	-	-	-	-	-	-	-
21250 - SALES TAX PAYABLE	8.94	22.23	-	6.16	-	-	37.33
21300 - FEDERAL INCOME WITHHOLDING	-	-	-	-	-	-	-
21400 - SOCIAL SECURITY WITHHOLDING	-	-	-	-	-	-	-
21450 - MEDICARE WITHHOLDING	-	-	-	-	-	-	-
21500 - STATE INCOME TAX WITHHOLDING	-	-	-	-	-	-	-
21660 - HEALTH SAVINGS ACCOUNT	-	-	-	-	-	-	-
21665 - HSA FEES (DUE 3RD PARTY)	-	-	-	-	-	-	-
21700 - PUBLIC SAFETY RETIREMENT	-	-	-	-	-	-	-
21725 - CIVILIAN EMPLOYEE RETIREMENT	-	-	-	-	-	-	-
21800 - PRE-TAX 457 PLAN	-	-	-	-	-	-	-
21925 - VOLUNTARY EMPLOYEE BENEFICIARY ASSOC	-	-	-	-	-	-	-
22200 - DISABILITY INS - VOLUNTARY LONG TERM	(2,945.20)	(439.35)	-	-	-	-	(3,384.55)
22300 - LIFE INS - VOLUNTARY SUPPLEMENTAL	(1,898.42)	(173.87)	-	-	-	-	(2,072.29)
24000 - AFLAC	-	-	-	-	-	-	-
25000 - DUE TO OTHER FUNDS	-	2,673,530.54	-	-	-	-	2,673,530.54
26000 - DEFERRED REVENUE	-	-	-	-	-	-	-
26550 - ACCRUED PAYROLL & RELATED BENEFITS	-	-	-	-	-	-	-
Total Liabilities:	<u>(4,834.68)</u>	<u>2,672,939.55</u>	<u>-</u>	<u>6.16</u>	<u>-</u>	<u>-</u>	<u>2,668,111.03</u>
Equity							
31000 - FUND BALANCE	2,948,224.26	(2,427,130.75)	2,013,838.92	48,437.86	239,897.27	41,798.03	2,865,065.59
Beginning Equity:	<u>2,948,224.26</u>	<u>(2,427,130.75)</u>	<u>2,013,838.92</u>	<u>48,437.86</u>	<u>239,897.27</u>	<u>41,798.03</u>	<u>2,865,065.59</u>
CURRENT YEAR PROFIT / LOSS	989,166.25	162,107.54	(316,502.18)	744.32	382,075.54	46,153.03	1,263,744.50
Total Current Liabilities and Equity:	<u>\$ 3,932,555.83</u>	<u>\$ 407,916.34</u>	<u>\$ 1,697,336.74</u>	<u>\$ 49,188.34</u>	<u>\$ 621,972.81</u>	<u>\$ 87,951.06</u>	<u>\$ 6,796,921.12</u>



Superstition Fire & Medical District Cash Flow - All Governmental Funds

February 29, 2020

Month	Status	Beginning			Variance	Ending
		Cash Balance	Revenues	Expenditures		Cash Balance
July	Actual	\$ 2,865,066	\$ 445,637	\$ 1,320,399	\$ (874,762)	\$ 1,990,303
August	Actual	\$ 1,990,303	\$ 448,778	\$ 1,396,057	\$ (947,280)	\$ 1,043,024
September	Actual	\$ 1,043,024	\$ 1,248,107	\$ 1,437,541	\$ (189,433)	\$ 853,590
October	Actual	\$ 853,590	\$ 6,192,259	\$ 1,454,719	\$ 4,737,540	\$ 5,591,131
November	Actual	\$ 5,591,131	\$ 1,609,921	\$ 1,886,205	\$ (276,284)	\$ 5,314,847
December	Actual	\$ 5,314,847	\$ 2,131,360	\$ 1,330,005	\$ 801,355	\$ 6,116,203
January	Actual	\$ 6,116,203	\$ 718,790	\$ 1,431,399	\$ (712,609)	\$ 5,403,594
February	Actual	\$ 5,403,594	\$ 774,409	\$ 2,054,612	\$ (1,280,203)	\$ 4,123,391
March	Projected	\$ 4,123,391	\$ 915,153	\$ 1,588,434	\$ (673,281)	\$ 3,450,110
April	Projected	\$ 3,450,110	\$ 3,402,126	\$ 1,256,089	\$ 2,146,037	\$ 5,596,146
May	Projected	\$ 5,596,146	\$ 1,539,272	\$ 2,096,782	\$ (557,510)	\$ 5,038,636
June	Projected	\$ 5,038,636	\$ 403,067	\$ 2,101,955	\$ (1,698,888)	\$ 3,339,749

Per Arizona Revised Statute (ARS) §48-807(O), the District must produce a Cash Flow Projection Report each fiscal year. This was a new requirement effective September 13, 2013.

The Cash Flow report consists of the combined cash balances of all District Funds. These balances includes the General (100) Fund, Rescue Transport (150), Capital Projects (200) Fund, Bond Proceeds (300) Fund, Special Revenue (400) Fund, CCU Grant (450) Fund, Debt Principal (500) Fund, and Debt Interest (600) Fund.

The first half of the fiscal year's property taxes is due between October 1 and November 1, and the second half is due between March 1 and May 1. Consequently, during the early months of the fiscal year, Capital Projects fund may be utilized to off-set low revenue collections period, but are returned to the Capital Fund when revenue flows increase.

The Cash Flow Projection Report is to be updated monthly with the actual revenues deposited into and expenditures disbursed from the District' cash accounts. It is important to note that the revenues and expenditures are reported here on a Cash Basis.

This report is generated to demonstrate that the Fire District maintains sufficient cash available to satisfy the projected expenditures budgeted over the course of the fiscal year. Close attention should be paid to the Ending Cash Balance columns of this report.

The projections above were derived from an analysis of the District's actual revenues and expenditures for the past three fiscal years and the current year's approved budget. They are to be used as a guide in financial planning. For more detailed information regarding revenues, expenditures, and cash accounts, please refer to the District's Monthly Financial Statements, Warrants Register, and Bank Statements.



Superstition Fire & Medical District Income Statement Summary

For Fiscal: 2019-2020 Period Ending: 2/29/20

	Original Total Budget	Current Month Actual	YTD Actual Activity	Forecasted Remaining Budget	% Budget Remaining
Fund: 100 - GENERAL					
Revenues					
DIRECT TAXES	13,588,758.00	410,667.45	9,598,844.15	3,989,913.85	29.4%
OTHER TAXES	487,023.00	9,375.20	262,405.62	224,617.38	46.1%
CHARGES FOR SERVICES	646,444.00	25,255.53	340,042.92	306,401.08	47.4%
COMMUNITY HEALTH SERVICES	3,000.00	197.00	2,519.45	480.55	16.0%
OTHER INCOME	40,000.00	5,652.52	30,395.32	9,604.68	24.0%
INTERGOVERNMENTAL INCOME	4,000.00	2,096.66	4,458.42	(458.42)	-11.5%
OTHER FINANCING SOURCES (USES)	-	-	-	-	0.0%
Revenue Total:	\$ 14,769,225.00	\$ 453,244.36	\$ 10,238,665.88	\$ 4,530,559.12	30.7%
Expenditures					
ADMINISTRATIVE SERVICES	5,818,695.00	386,669.35	3,689,049.51	2,129,645.49	36.6%
FINANCIAL SERVICES / RESERVES	1,816,695.89	112.51	2,580.93	1,814,114.96	99.9%
TRAINING SERVICES	47,835.00	2,042.91	15,124.23	32,710.77	68.4%
TECHNICAL SERVICES	615,372.00	36,187.21	314,319.05	301,052.95	48.9%
COMMUNICATION SERVICES	207,868.00	16,327.16	112,149.30	95,718.70	46.0%
EMERGENCY SERVICES	7,844,727.00	590,688.97	5,042,425.99	2,802,301.01	35.7%
COMMUNITY SERVICES	112,883.00	7,898.89	73,850.62	39,032.38	34.6%
Expenditures Total:	16,464,075.89	1,039,927.00	9,249,499.63	7,214,576.26	43.8%
Net Financial Sources (Uses)	\$ (1,694,850.89)	\$ (586,682.64)	\$ 989,166.25	\$ (2,684,017.14)	
Beginning Unrestricted Fund Balance July 1, 2019	1,694,850.89				



Superstition Fire & Medical District Expenditures - Summary

For Fiscal: 2019-2020 Period Ending: 2/29/20

	Original Total Budget	Current Month Actual	YTD Actual Activity	Forecasted Remaining Budget	% Budget Remaining
Fund: 100 - GENERAL OPERATING					
DIVISION 10: ADMINISTRATIVE SERVICES					
Compensation & Benefits					
Compensation	627,348.00	49,580.63	411,436.42	215,911.58	34.4% ●
Employer Provided Benefits	3,933,378.00	265,447.38	2,555,533.85	1,377,844.15	35.0% ●
Operating Expenditures					
Equipment & Machinery	-	-	-	-	0.0% ●
Parts & Supplies	457,455.00	18,568.69	248,621.19	208,833.81	45.7% ●
Facility Services	245,686.00	10,447.71	124,394.23	121,291.77	49.4% ●
Operating Services	114,024.00	6,611.91	68,670.28	45,353.72	39.8% ●
Professional Services	440,804.00	36,013.03	280,393.54	160,410.46	36.4% ●
Financial Services	1,816,695.89	112.51	2,580.93	1,814,114.96	99.9% ●
Training Services	47,835.00	2,042.91	15,124.23	32,710.77	68.4% ●
TOTAL ADMINISTRATIVE SERVICES	7,683,225.89	388,824.77	3,706,754.67	3,976,471.22	51.8% ●
DIVISION 20: TECHNICAL SERVICES					
Compensation	312,652.00	19,768.96	167,569.28	145,082.72	46.4% ●
Operating Expenditures					
Equipment & Machinery	3,200.00	400.00	2,278.60	921.40	28.8% ●
Operating Supplies	169,715.00	8,985.40	67,098.51	102,616.49	60.5% ●
Parts & Supplies	105,255.00	7,032.85	57,853.80	47,401.20	45.0% ●
Professional Services	16,550.00	-	18,309.58	(1,759.58)	-10.6% ●
Training Services	8,000.00	-	1,209.28	6,790.72	84.9% ●
TOTAL TECHNICAL SERVICES	615,372.00	36,187.21	314,319.05	301,052.95	48.9% ●
DIVISION 30: COMMUNICATIONS SERVICES					
Operating Expenditures					
Parts & Supplies	1,650.00	-	1,034.74	615.26	37.3% ●
Facility Services	6,000.00	371.33	2,970.64	3,029.36	50.5% ●
Operating Services	73,948.00	2,739.57	36,347.40	37,600.60	50.8% ●
Professional Services	126,270.00	13,216.26	71,796.52	54,473.48	43.1% ●
TOTAL COMMUNICATION SERVICES	207,868.00	16,327.16	112,149.30	95,718.70	46.0% ●
DIVISION 40: EMERGENCY SERVICES					
Compensation	7,579,839.00	574,856.57	4,928,315.74	2,651,523.26	35.0% ●
Operating Expenditures					
Equipment & Machinery	21,833.00	-	3,290.26	18,542.74	84.9% ●
Operating Supplies	94,850.00	3,405.83	39,104.35	55,745.65	58.8% ●
Parts & Supplies	52,985.00	5,440.29	23,500.71	29,484.29	55.6% ●
Operating Services	13,000.00	1,170.73	6,849.04	6,150.96	47.3% ●
Professional Services	61,187.00	4,911.55	27,088.20	34,098.80	55.7% ●
Training Services	21,033.00	904.00	14,277.69	6,755.31	32.1% ●
TOTAL EMERGENCY SERVICES	7,844,727.00	590,688.97	5,042,425.99	2,802,301.01	35.7% ●
DIVISION 50: COMMUNITY SERVICES / FIRE PREVENTION					
Compensation	86,843.00	6,680.26	56,555.41	30,287.59	34.9% ●
Operating Expenditures					
Operating Supplies	2,000.00	-	1,399.11	600.89	30.0% ●
Parts & Supplies	3,000.00	-	1,335.38	1,664.62	55.5% ●
Operating Services	2,000.00	-	2,411.52	(411.52)	-20.6% ●
Professional Services	13,800.00	-	8,848.45	4,951.55	35.9% ●
Training Services	5,240.00	1,218.63	3,300.75	1,939.25	37.0% ●
TOTAL COMMUNITY SERVICES / FIRE PREVENTION	112,883.00	7,898.89	73,850.62	39,032.38	34.6% ●
GRAND TOTAL GENERAL FUND	\$ 16,464,075.89	\$ 1,039,927.00	\$ 9,249,499.63	\$ 7,214,576.26	43.8% ●



Superstition Fire & Medical District Income Statement - Detail

For Fiscal: 2019-2020 Period Ending: 2/29/20

		Original Total Budget	Current Month Actual	YTD Actual Activity	Forecasted Remaining Budget	% Budget Remaining
Revenue						
Direct Taxes						
100-10-41000-10	REAL & SECURED PROPERTY TAXES	12,207,629.00	375,146.18	8,364,357.20	3,843,271.80	31.5%
100-10-41050-10	UNSECURED PERS PROPERTY TAXES	992,035.00	36,974.26	834,544.15	157,490.85	15.9%
100-10-41075-10	REFUNDED TAXES	(25,000.00)	(1,607.01)	(12,410.76)	(12,589.24)	50.4%
100-10-41080-10	MARICOPA COUNTY PROPERTY TAXES	14,094.00	154.02	12,353.56	1,740.44	12.3%
100-10-41100-10	FIRE DISTRICT ASSISTANCE TAX	400,000.00	-	400,000.00	-	0.0%
	Subtotal	13,588,758.00	410,667.45	9,598,844.15	3,989,913.85	29.4%
Other Taxes						
100-10-41200-10	SRP CONTRIBUTIONS	367,023.00	-	182,722.91	184,300.09	50.2%
100-10-41300-10	INSURANCE PREMIUM TAX	120,000.00	9,375.20	79,682.71	40,317.29	33.6%
	Total Tax Revenue	14,075,781.00	420,042.65	9,861,249.77	4,214,531.23	29.9%
Charges for Services						
100-10-42025-41	RTC COST RECOVERY	40,000.00	4,305.00	27,661.00	12,339.00	30.8%
100-10-42050-41	OTHER EMS PAYMENTS	7,444.00	-	-	7,444.00	100.0%
100-10-42075-41	EMS CONTRACTS	53,000.00	16,270.03	16,270.03	36,729.97	69.3%
100-10-42078-12	FIRE CONTRACTS	5,000.00	-	-	5,000.00	100.0%
100-10-42200-41	MISCELLANEOUS CONTRACTS	7,000.00	769.00	5,886.37	1,113.63	15.9%
100-10-42500-50	SELF INSPECTION FEES	3,000.00	120.00	2,560.00	440.00	14.7%
100-10-42600-15	COPIES (FIRE REPORTS, ETC.)	1,000.00	140.00	880.00	120.00	12.0%
100-10-42700-50	PERMITS	14,000.00	900.00	10,150.00	3,850.00	27.5%
100-10-43100-12	STATE LAND FIRE PAYMENTS	450,000.00	-	244,156.80	205,843.20	45.7%
100-10-43200-20	OUTSIDE FLEET MAINTENANCE	66,000.00	2,751.50	32,478.72	33,521.28	50.8%
100-10-43300-50	INTERGOVERNMENTAL - PLAN REVIEW FEES	4,000.00	2,096.66	4,458.42	(458.42)	-11.5%
	Total Charges for Services	650,444.00	27,352.19	344,501.34	305,942.66	47.0%
Community Health Services						
100-10-43500-41	CPR / FIRST AID CLASSES	3,000.00	197.00	2,519.45	480.55	16.0%
Other Income						
100-10-45700-10	INVESTMENT EARNINGS	30,000.00	4,511.96	27,870.30	2,129.70	7.1%
100-10-45800-10	COBRA REIMBURSEMENT INCOME	-	-	1,967.05	(1,967.05)	0.0%
100-10-45900-10	OTHER INCOME	10,000.00	1,140.56	557.97	9,442.03	94.4%
100-10-46700-10	CM GRANT REIMBURSEMENT INCOME	-	-	-	-	100.0%
	Total Charges for Services	40,000.00	5,652.52	30,395.32	9,604.68	24.0%
Other Financing Sources (Uses)						
100-80-48020-04	TRANSFER IN (400 Fund)	-	-	-	-	0.0%
100-80-48020-10	TRANSFER IN	-	-	-	-	0.0%
100-80-48100-04	TRANSFER OUT (400 Fund)	-	-	-	-	0.0%
100-80-48100-05	TRANSFER OUT (450 Fund)	-	-	-	-	0.0%
100-90-49500-10	DISTRICT EQUIPMENT SALES	-	-	-	-	0.0%
	Total Financing Sources (Uses)	-	-	-	-	0.0%
Revenue Total:		\$ 14,769,225.00	\$ 453,244.36	\$ 10,238,665.88	\$ 4,530,559.12	30.7%

Expense

DIVISION 10: ADMINISTRATIVE SERVICES

		Original	Current Month	YTD Actual Activity	Forecasted	% Budget
Wages						
100-10-50000-10	FIRE CHIEF	146,782.00	11,290.90	95,826.93	50,955.07	34.7%
100-10-50010-10	ADMIN SERVICES STAFF	468,932.00	36,469.40	307,388.24	161,543.76	34.4%
100-10-52510-10	WAGE ALLOWANCE (CELL PHONES)	9,934.00	547.67	4,924.97	5,009.03	50.4%
100-10-52700-10	ADMIN SERVICES STAFF OVERTIME	1,700.00	1,272.66	3,296.28	(1,596.28)	-93.9%
	Subtotal	627,348.00	49,580.63	411,436.42	215,911.58	34.4%
Employer Provided Benefits						
100-10-53710-10	PENSION (PSPRS)	2,092,671.00	158,509.86	1,363,053.50	729,617.50	34.9%
100-10-53760-10	PENSION (ASRS)	116,425.00	8,702.78	72,777.47	43,647.53	37.5%
100-10-53770-10	BENEFIT CONTRIBUTIONS	1,332,650.00	101,806.34	864,897.87	467,752.13	35.1%
100-10-53799-10	SAFER GRANT BENEFIT REIMBURSEMENT	(196,520.00)	(25,561.68)	(134,499.17)	(62,020.83)	31.6%
100-10-53810-10	SOCIAL SECURITY	58,273.00	4,442.84	37,258.78	21,014.22	36.1%
100-10-53830-10	MEDICARE	129,805.00	10,144.67	85,230.43	44,574.57	34.3%
100-10-53860-10	INDUSTRIAL INSURANCE	160,547.00	(75.23)	153,129.40	7,417.60	4.6%
100-10-53870-10	INDUSTRIAL INSURANCE - VOLUNTEERS	-	-	-	-	0.0%
100-10-53890-10	UNEMPLOYMENT	-	-	-	-	0.0%
100-10-53910-10	MEDICAL INSURANCE	-	5,335.11	80,910.20	(80,910.20)	0.0%
100-10-53920-10	DENTAL INSURANCE	-	422.15	6,593.05	(6,593.05)	0.0%
100-10-53930-10	VISION INSURANCE	-	61.26	918.63	(918.63)	0.0%
100-10-53940-10	EMPLOYEE ASSISTANCE PROGRAM	9,907.00	814.08	7,311.36	2,595.64	26.2%
100-10-53950-10	LIFE INSURANCE	10,320.00	845.20	7,604.80	2,715.20	26.3%
100-10-53960-10	CANCER INSURANCE FUND (PSPRS)	4,700.00	-	4,700.00	-	0.0%
100-10-53965-10	COBRA (REIMBURSABLE)	-	-	4,683.10	(4,683.10)	0.0%
100-10-53990-10	EARNED LEAVE BUYOUT (ELBO) PROGRAM	207,763.00	-	950.65	206,812.35	99.5%



Superstition Fire & Medical District Income Statement - Detail

For Fiscal: 2019-2020 Period Ending: 2/29/20

	Original Total Budget	Current Month Actual	YTD Actual Activity	Forecasted Remaining Budget	% Budget Remaining
100-10-53992-10 EARNED LEAVE BUYOUT PROGRAM - FICA	6,837.00	-	13.78	6,823.22	99.8%
100-10-53997-10 EARNED LEAVE SEPARATION (ELSP) PROGRAM	-	-	-	-	0.0%
100-10-53998-10 EARNED LEAVE SEPARATION PROGRAM - FICA	-	-	-	-	0.0%
Subtotal	3,933,378.00	265,447.38	2,555,533.85	1,377,844.15	35.0%
Admin Services Compensation & Benefits Total:	4,560,726.00	315,028.01	2,966,970.27	1,593,755.73	34.9%
Equipment & Machinery					
100-10-54050-08 COMPUTER SOFTWARE	-	-	-	-	0.0%
Subtotal	-	-	-	-	0.0%
Operating Supplies / Parts & Supplies					
100-10-55060-08 COMPUTER / PRINTER SUPPLIES & MAINTENANCE	-	330.25	7,607.52	(7,607.52)	0.0%
100-10-55340-20 IGA PARTS & SUPPLIES - FLORENCE	27,000.00	2,913.08	9,689.25	17,310.75	64.1%
100-10-55341-12 IGA - STATE LAND REIMBURSABLE EXPENSES	22,750.00	-	9,571.51	13,178.49	57.9%
100-10-55342-12 STATE LAND / SHIFT COVERAGE	214,100.00	-	117,307.86	96,792.14	45.2%
100-10-55343-20 IGA SERVICES WAGES (INTERGOVERNMENTAL)	15,000.00	1,145.28	7,696.00	7,304.00	48.7%
100-10-55345-41 CONTRACTED SPECIAL EVENTS OVERTIME	38,225.00	6,807.87	7,909.10	30,315.90	79.3%
100-10-55550-12 OFFICE FURNITURE & EQUIP, PARTS & SUPPLIES	11,500.00	604.56	6,087.66	5,412.34	47.1%
100-10-55670-50 VOLUNTEER EXPENSES	200.00	-	-	200.00	100.0%
100-10-56340-12 CLEANING SUPPLIES	17,380.00	-	9,529.15	7,850.85	45.2%
100-10-56600-12 FACILITY MAINTENANCE	21,700.00	3,087.17	16,105.99	5,594.01	25.8%
100-10-56860-12 FOOD / BEVERAGES	700.00	-	545.18	154.82	22.1%
100-10-57100-12 OFFICE SUPPLIES	7,000.00	61.38	3,226.75	3,773.25	53.9%
100-10-57200-12 POSTAGE / DELIVERY SERVICES	2,000.00	120.68	859.78	1,140.22	57.0%
100-10-57220-12 POSTAGE METER RENTAL / SUPPLIES	500.00	-	93.69	406.31	81.3%
100-10-57440-12 PROFESSIONAL PUBLICATIONS / SUBSCRIPTIONS	1,300.00	-	-	1,300.00	100.0%
100-10-57600-12 HONOR GUARD	2,000.00	-	110.00	1,890.00	94.5%
100-10-57620-12 REWARDS / RECOGNITION / FLOWERS SUPPLIES	3,950.00	923.93	4,055.64	(105.64)	-2.7%
100-10-57640-12 VOLUNTEER RECOGNITION	-	-	-	-	0.0%
100-10-57660-12 PEER SUPPORT	200.00	-	-	200.00	100.0%
100-10-58000-12 UNIFORMS (CIVILIAN)	5,400.00	35.45	1,855.67	3,544.33	65.6%
100-10-58020-12 UNIFORMS - CLASS A / NEW HIRES	-	-	10,260.88	(10,260.88)	0.0%
100-10-58080-12 UNIFORMS (GOVERNING BOARD)	250.00	78.80	134.97	115.03	46.0%
100-10-58100-12 UNIFORMS (PUBLIC SAFETY)	65,800.00	2,460.24	35,974.59	29,825.41	45.3%
100-10-58150-12 UNIFORMS (VOLUNTEERS)	500.00	-	-	500.00	100.0%
Subtotal	457,455.00	18,568.69	248,621.19	208,833.81	45.7%
Facility Services					
100-10-59000-12 FACILITIES RENT	30,000.00	-	17,500.00	12,500.00	41.7%
100-10-59020-12 ELECTRICITY	100,000.00	3,167.17	54,764.53	45,235.47	45.2%
100-10-59040-12 FACILITY PROJECTS	60,000.00	2,015.57	19,972.82	40,027.18	66.7%
100-10-59060-12 NATURAL GAS	5,928.00	1,940.98	4,470.40	1,457.60	24.6%
100-10-59100-08 PHONE	20,462.00	1,416.92	11,191.05	9,270.95	45.3%
100-10-59160-12 WATER SOFTENER SUPPLIES	5,700.00	471.50	3,544.90	2,155.10	37.8%
100-10-59180-12 SEWER / SEPTIC	4,212.00	278.62	1,411.42	2,800.58	66.5%
100-10-59200-12 WATER	19,384.00	1,156.95	11,539.11	7,844.89	40.5%
Subtotal	245,686.00	10,447.71	124,394.23	121,291.77	49.4%
Operating Services					
100-10-60180-08 COPIER MAINTENANCE & SUPPLIES	4,000.00	330.57	2,794.12	1,205.88	30.1%
100-10-60230-12 DOCUMENT DISPOSAL SERVICES	500.00	-	146.66	353.34	70.7%
100-10-60240-12 EXTERMINATING	3,500.00	-	1,693.53	1,806.47	51.6%
100-10-60310-08 INTERNET	72,000.00	5,691.84	45,276.88	26,723.12	37.1%
100-10-60320-12 LANDSCAPING	2,980.00	-	1,183.32	1,796.68	60.3%
100-10-60580-12 REFUSE COLLECTION	4,500.00	229.18	2,062.62	2,437.38	54.2%
100-10-60600-12 SECURITY & ALARM SYSTEMS	7,500.00	99.01	5,585.81	1,914.19	25.5%
100-10-60620-08 INDIVIDUAL SOFTWARE LICENSING	5,700.00	-	300.00	5,400.00	94.7%
100-10-60630-08 SYSTEM SERVER HOSTING	4,719.00	-	2,476.71	2,242.29	47.5%
100-10-60740-12 WATER & ICE (DRINKING)	8,625.00	261.31	7,150.63	1,474.37	17.1%
Subtotal	114,024.00	6,611.91	68,670.28	45,353.72	39.8%
Professional Services					
100-10-61010-08 ACCREDITATION	12,500.00	-	-	12,500.00	100.0%
100-10-61020-12 ADMIN MEDICAL DIRECTOR - CONTRACT	30,000.00	-	15,000.00	15,000.00	50.0%
100-10-61060-12 NEW HIRE HR ADVERTISING	-	-	-	-	0.0%
100-10-61100-12 BACKGROUND INVESTIGATION / CREDIT REPORTING	-	-	60.00	(60.00)	0.0%
100-10-61160-08 COMPUTER INFO SYSTEMS MAINT CONTRACT	22,000.00	-	-	22,000.00	100.0%
100-10-61170-08 CIS WEB HOSTING / DOMAINS / CERTIFICATES	2,000.00	66.00	1,470.74	529.26	26.5%
100-10-61200-12 NEW HIRE HR TESTING	6,500.00	-	6,723.08	(223.08)	-3.4%
100-10-61250-12 FIRE CHIEF SEARCH CONTINGENCY	25,000.00	-	-	25,000.00	100.0%
100-10-61260-12 CPA AUDIT SERVICES	13,000.00	-	13,000.00	-	0.0%
100-10-61300-12 LABOR RELATIONS CONSULTING / CONFERENCES	5,333.00	-	6,099.68	(766.68)	-14.4%
100-10-61700-12 VEHICLE / PROPERTY / LIABILITY INSURANCE	117,771.00	33,159.00	92,917.04	24,853.96	21.1%
100-10-61860-12 GOVERNING BOARD LEGAL SERVICES	20,000.00	-	9,005.74	10,994.26	55.0%



Superstition Fire & Medical District Income Statement - Detail

For Fiscal: 2019-2020 Period Ending: 2/29/20

	Original Total Budget	Current Month Actual	YTD Actual Activity	Forecasted Remaining Budget	% Budget Remaining
100-10-61880-12 HR / INVESTIGATION LEGAL SERVICES	10,000.00	-	27,850.50	(17,850.50)	● -178.5%
100-10-61920-12 MEDICAL EXAM SERVICES	110,000.00	-	58,780.00	51,220.00	● 46.6%
100-10-61960-12 TEMP PERSONNEL - OUTSIDE SERVICES	-	-	-	-	● 0.0%
100-10-62020-12 PRINTING / PUBLISHING SERVICES	2,500.00	61.36	1,275.92	1,224.08	● 49.0%
100-10-62060-12 PROFESSIONAL ORGANIZATIONS / MEMBERSHIP	5,000.00	851.67	2,405.16	2,594.84	● 51.9%
100-10-62105-08 GLOBAL SOFTWARE LICENSING	59,200.00	1,875.00	45,805.68	13,394.32	● 22.6%
Subtotal	440,804.00	36,013.03	280,393.54	160,410.46	● 36.4%
Financial Services					
100-10-63000-10 ADMIN FEES, BONDS & LEASES	1,000.00	81.04	477.72	522.28	● 52.2%
100-10-63100-10 FEES (RECORD / FILING / PERMIT)	100.00	31.47	173.31	(73.31)	● -73.3%
100-10-63140-10 INTEREST & FINANCE CHARGES	2,000.00	-	1,929.90	70.10	● 3.5%
100-10-63150-10 FINANCIAL RESERVE	1,813,595.89	-	-	1,813,595.89	● 100.0%
Subtotal	1,816,695.89	112.51	2,580.93	1,814,114.96	● 99.9%
Training Services					
100-10-64020-12 ADMINISTRATIVE TRAINING / CONFERENCES	2,500.00	852.10	4,054.67	(1,554.67)	● -62.2%
100-10-64040-12 BOARD OF DIRECTORS TRAINING	1,000.00	363.41	1,105.16	(105.16)	● -10.5%
100-10-64060-12 COLLEGE TUITION REIMBURSEMENT	44,335.00	827.40	9,964.40	34,370.60	● 77.5%
Subtotal	47,835.00	2,042.91	15,124.23	32,710.77	● 68.4%
Administrative Services Operating Expense Total:	3,122,499.89	73,796.76	739,784.40	2,382,715.49	● 76.3%
TOTAL ADMINISTRATIVE SERVICES	7,683,225.89	388,824.77	3,706,754.67	3,976,471.22	● 51.8%
DIVISION 20: TECHNICAL SERVICES					
Wages					
100-20-50020-10 FLEET & FACILITIES STAFF	7,683,225.89	-	-	3,976,471.22	● 51.8%
100-20-52700-20 FLEET & FACILITIES STAFF OVERTIME	305,152.00	19,768.96	166,709.40	138,442.60	● 45.4%
Technical Services Wages Total:	312,652.00	19,768.96	167,569.28	145,082.72	● 46.4%
Equipment & Machinery					
100-20-54050-20 DIAGNOSTIC SOFTWARE	3,200.00	400.00	2,278.60	921.40	● 28.8%
Operating Supplies					
100-20-55400-20 MECHANICAL EQUIPMENT, PARTS & SUPPLIES	6,000.00	-	821.86	5,178.14	● 86.3%
100-20-55580-20 TIRES	69,500.00	1,772.58	13,124.32	56,375.68	● 81.1%
100-20-55620-20 VEHICLE PARTS	94,215.00	7,212.82	53,152.33	41,062.67	● 43.6%
Subtotal	169,715.00	8,985.40	67,098.51	102,616.49	● 60.5%
Parts & Supplies					
100-20-56800-20 FLUIDS (ANTIFREEZE, BRAKE, TRANSMISSION)	6,310.00	-	4,769.55	1,540.45	● 24.4%
100-20-56880-20 FUEL - DIESEL	68,445.00	4,877.42	36,935.68	31,509.32	● 46.0%
100-20-56900-20 FUEL - UNLEADED	14,600.00	1,498.99	10,556.51	4,043.49	● 27.7%
100-20-57060-20 MISCELLANEOUS SHOP SUPPLIES	7,740.00	598.73	5,008.07	2,731.93	● 35.3%
100-20-57140-20 ENGINE OIL	6,900.00	-	175.71	6,724.29	● 97.5%
100-20-58120-20 UNIFORMS & TOWELS (TECHNICAL SERVICES)	1,260.00	57.71	408.28	851.72	● 67.6%
Subtotal	105,255.00	7,032.85	57,853.80	47,401.20	● 45.0%
Professional Services					
100-20-61460-20 HAZARDOUS WASTE DISPOSAL	600.00	-	150.68	449.32	● 74.9%
100-20-61820-20 LADDER TESTING & CERT - AERIAL & GROUND	3,450.00	-	3,174.80	275.20	● 8.0%
100-20-62140-20 REPAIR & MAINTENANCE - FLEET	12,500.00	-	14,984.10	(2,484.10)	● -19.9%
Subtotal	16,550.00	-	18,309.58	(1,759.58)	● -10.6%
Training Services					
100-20-64470-20 FLEET SERVICES TRAINING	8,000.00	-	1,209.28	6,790.72	● 84.9%
Technical Services Operating Expense Total:	302,720.00	16,418.25	146,749.77	155,970.23	● 51.5%
TOTAL TECHNICAL SERVICES	615,372.00	36,187.21	314,319.05	301,052.95	● 48.9%



Superstition Fire & Medical District Income Statement - Detail

For Fiscal: 2019-2020 Period Ending: 2/29/20

		Original Total Budget	Current Month Actual	YTD Actual Activity	Forecasted Remaining Budget		% Budget Remaining
DIVISION 30: COMMUNICATIONS SERVICES							
Parts & Supplies							
100-30-56040-15	BATTERIES - ELECTRONICS (PORTABLE BATTERIES)	1,400.00	-	1,034.74	365.26	●	26.1%
100-30-57590-15	RADIO EQUIPMENT SUPPLIES	250.00	-	-	250.00	●	100.0%
	Subtotal	1,650.00	-	1,034.74	615.26	●	37.3%
Facility Services							
100-30-59080-15	PHONE / E - 911 COMM CIRCUITS	6,000.00	371.33	2,970.64	3,029.36	●	50.5%
Operating Services							
100-30-60020-15	TOPAZ / G2 MAINTENANCE	18,000.00	194.00	7,185.32	10,814.68	●	60.1%
100-30-60340-08	MCT MAINTENANCE	18,948.00	-	9,473.29	9,474.71	●	50.0%
100-30-60350-08	MOBILE DATA OPERATIONS	27,000.00	2,545.57	19,238.79	7,761.21	●	28.7%
100-30-60560-15	RADIO INFORMATION SYSTEMS MAINTENANCE	10,000.00	-	450.00	9,550.00	●	95.5%
	Subtotal	73,948.00	2,739.57	36,347.40	37,600.60	●	50.8%
Professional Services							
100-30-61440-15	DISPATCH SERVICES - MFMD	126,270.00	13,216.26	71,796.52	54,473.48	●	43.1%
	TOTAL COMMUNICATIONS SERVICES	207,868.00	16,327.16	112,149.30	95,718.70	●	46.0%
DIVISION 40: EMERGENCY SERVICES							
Wages							
100-40-50040-10	ASSISTANT CHIEFS	261,983.00	20,152.53	171,051.42	90,931.58	●	34.7%
100-40-50050-10	DEPUTY CHIEF	126,743.00	9,639.30	81,934.05	44,808.95	●	35.4%
100-40-50140-10	ADMINISTRATIVE ASSISTANT II	56,112.00	4,289.30	36,493.76	19,618.24	●	35.0%
100-40-51010-10	BATTALION CHIEFS	324,538.00	25,754.82	222,452.41	102,085.59	●	31.5%
100-40-51030-10	CAPTAINS	2,071,170.00	159,762.63	1,336,020.22	735,149.78	●	35.5%
100-40-51040-10	ENGINEERS	1,439,406.00	110,857.96	932,833.96	506,572.04	●	35.2%
100-40-51050-10	FIREFIGHTERS	3,136,658.00	239,209.23	2,003,455.82	1,133,202.18	●	36.1%
100-40-52015-10	INJURY WAGES	-	-	432.23	(432.23)	●	0.0%
100-40-52530-12	BATTALION CHIEF COVERAGE	22,500.00	4,495.05	15,114.96	7,385.04	●	32.8%
100-40-52539-10	SAFER GRANT WAGES REIMBURSEMENT	(395,645.00)	(48,364.58)	(250,767.52)	(144,877.48)	●	36.6%
	Subtotal	7,043,465.00	525,796.24	4,549,021.31	2,494,443.69	●	35.4%
OT Wages							
100-40-52540-10	FLSA HALFTIME	95,465.00	5,329.60	57,258.23	38,206.77	●	40.0%
100-40-52560-10	HOLIDAY PAY	267,079.00	25,659.05	203,998.78	63,080.22	●	23.6%
100-40-52700-12	OPS ADMIN STAFF OVERTIME	250.00	-	-	250.00	●	100.0%
100-40-52740-12	SHIFT OVERTIME	100,000.00	17,684.79	101,848.95	(1,848.95)	●	-1.8%
100-40-52750-12	SPECIAL OVERTIME	2,000.00	-	1,408.63	591.37	●	29.6%
100-40-52810-12	NON-CONTRACTED SPECIAL EVENTS OT	4,000.00	-	-	4,000.00	●	100.0%
100-40-52850-47	SCBA OVERTIME	3,500.00	-	920.23	2,579.77	●	73.7%
100-40-52910-50	PUBLIC EVENTS / PUB ED OT	300.00	192.32	836.21	(536.21)	●	-178.7%
	Subtotal	472,594.00	48,865.76	366,271.03	106,322.97	●	22.5%
Training OT Wages							
100-40-53140-41	EMS TRAINING OT	3,040.00	-	375.27	2,664.73	●	87.7%
100-40-53240-12	PROMOTIONAL TESTING OT	2,000.00	-	915.85	1,084.15	●	54.2%
100-40-53260-41	FIRE OPERATIONAL TRAINING OT	19,600.00	-	2,870.62	16,729.38	●	85.4%
100-40-53360-41	OFFICER DEVELOPMENT OT	26,000.00	194.57	6,296.67	19,703.33	●	75.8%
100-40-53380-41	RECRUIT / INTERN ACADEMY OT	-	-	758.66	(758.66)	●	0.0%
100-40-53500-41	SPECIAL OPERATIONS OT	9,400.00	-	1,806.33	7,593.67	●	80.8%
	Subtotal	60,040.00	194.57	13,023.40	47,016.60	●	78.3%
Other OT Wages							
100-40-53580-15	FIRE INVESTIGATION OT	3,740.00	-	-	3,740.00	●	100.0%
	Emergency Services Wages Total:	7,579,839.00	574,856.57	4,928,315.74	2,651,523.26	●	35.0%
Equipment & Machinery							
100-40-54080-41	EMS EQUIPMENT & MACHINERY (ASSET)	2,000.00	-	-	2,000.00	●	100.0%
100-40-54120-40	FIRE OPS EQUIPMENT & MACHINERY (ASSET)	2,500.00	-	-	2,500.00	●	100.0%
100-40-54140-40	FIRE OPS HOSE (ASSET)	8,000.00	-	-	8,000.00	●	100.0%
100-40-54165-41	FIRE OPS TRAINING EQUIPMENT (ASSET)	-	-	-	-	●	0.0%
100-40-54300-42	PHYSICAL FITNESS EQUIPMENT (ASSET)	1,333.00	-	-	1,333.00	●	100.0%
100-40-54420-47	SCBA AIR MASKS (ASSET)	8,000.00	-	3,290.26	4,709.74	●	58.9%
100-40-54460-41	SPECIAL OPERATIONS EQUIPMENT (ASSET)	-	-	-	-	●	0.0%
	Subtotal	21,833.00	-	3,290.26	18,542.74	●	84.9%



Superstition Fire & Medical District Income Statement - Detail

For Fiscal: 2019-2020 Period Ending: 2/29/20

		Original Total Budget	Current Month Actual	YTD Actual Activity	Forecasted Remaining Budget		% Budget Remaining
Operating Supplies							
100-40-55100-41	EMS PARTS AND SUPPLIES	29,600.00	1,401.09	6,513.00	23,087.00	●	78.0%
100-40-55200-20	FIRE OPS EQUIPMENT, PARTS, SUPPLIES & MAINT	32,250.00	2,004.74	18,850.64	13,399.36	●	41.5%
100-40-55220-41	FIRE OPS TRAINING TOOLS & SUPPLIES	3,500.00	-	-	3,500.00	●	100.0%
100-40-55440-42	PHYSICAL FITNESS TRAINING TOOLS, SUPP & MAINT	2,000.00	-	754.55	1,245.45	●	62.3%
100-40-55480-42	SAFETY EQUIPMENT, PARTS & SUPPLIES	1,500.00	-	1,624.77	(124.77)	●	-8.3%
100-40-55520-47	SCBA TOOLS, EQUIPMENT & SUPPLIES	4,000.00	-	2,880.92	1,119.08	●	28.0%
100-40-55560-41	SPECIAL OPS (TRT/HAZ-MAT) OPERATING EXPENSES	13,500.00	-	6,388.28	7,111.72	●	52.7%
100-40-55580-41	SPECIAL OPS (WILDLAND) OPERATING EXPENSES	8,500.00	-	2,092.19	6,407.81	●	75.4%
	Subtotal	94,850.00	3,405.83	39,104.35	55,745.65	●	58.8%
Parts & Supplies							
100-40-56220-41	COMM HEALTH SERVICES SUPPLIES	3,000.00	-	897.60	2,102.40	●	70.1%
100-40-56760-40	FIRE REHAB - PERISHABLES	500.00	-	259.21	240.79	●	48.2%
100-40-57245-42	PPE (PERSONAL PROTECTIVE EQUIPMENT)	49,485.00	5,440.29	22,343.90	27,141.10	●	54.8%
	Subtotal	52,985.00	5,440.29	23,500.71	29,484.29	●	55.6%
Operating Services							
100-40-60140-20	SCBA COMPRESSOR MAINTENANCE	3,000.00	300.77	300.77	2,699.23	●	90.0%
100-40-60700-12	TOWEL & LINEN SERVICES	10,000.00	869.96	6,548.27	3,451.73	●	34.5%
	Subtotal	13,000.00	1,170.73	6,849.04	6,150.96	●	47.3%
Professional Services							
100-40-61080-20	AIR QUALITY TESTING	900.00	-	744.80	155.20	●	17.2%
100-40-61120-12	BAY DOOR MAINTENANCE	10,800.00	4,154.55	5,307.68	5,492.32	●	50.9%
100-40-61530-41	EMS CARDIAC MONITOR MAINTENANCE & SUPPLIES	20,737.00	-	14,232.12	6,504.88	●	31.4%
100-40-61650-12	INFECTION CONTROL MEDICAL EXAM SERVICE	1,500.00	-	-	1,500.00	●	100.0%
100-40-61660-41	INSTRUCTOR SERVICES - CE	250.00	-	-	250.00	●	100.0%
100-40-61980-42	PPE CLOTHING MAINTENANCE & DECONTAMINATION	25,000.00	757.00	6,803.60	18,196.40	●	72.8%
100-40-62200-47	SCBA TESTING & CALIBRATION	2,000.00	-	-	2,000.00	●	100.0%
	Subtotal	61,187.00	4,911.55	27,088.20	34,098.80	●	55.7%
Training Services							
100-40-64020-41	FIRE OPS / EMS OUTSIDE TRAINING	5,200.00	64.00	374.77	4,825.23	●	92.8%
100-40-64400-42	HEALTH, SAFETY, & WELLNESS TRAINING & SUPPLIES	1,333.00	-	-	1,333.00	●	100.0%
100-40-64420-41	INTERN / RECRUIT ACADEMY & SUPPLIES	-	-	-	-	●	0.0%
100-40-64550-41	OFFICER DEVELOPMENT TRAINING & SUPPLIES	14,500.00	840.00	13,902.92	597.08	●	4.1%
	Subtotal	21,033.00	904.00	14,277.69	6,755.31	●	32.1%
	Emergency Services Operating Expense Total:	264,888.00	15,832.40	114,110.25	150,777.75	●	56.9%
	TOTAL EMERGENCY SERVICES	7,844,727.00	590,688.97	5,042,425.99	2,802,301.01	●	35.7%
DIVISION 50: COMMUNITY SERVICES / FIRE PREVENTION							
Wages							
100-50-50260-10	COMMUNITY RISK REDUCTION SPECIALIST	86,843.00	6,680.26	56,555.41	30,287.59	●	34.9%
	Subtotal	86,843.00	6,680.26	56,555.41	30,287.59	●	34.9%
OT Wages							
100-50-52700-15	PREVENTION / FIRE INVESTIGATION OVERTIME	-	-	-	-	●	0.0%
100-50-52965-15	SPECIAL PUBLIC EVENTS OT	-	-	-	-	●	0.0%
	Subtotal	-	-	-	-	●	0.0%
	Community Services / Fire Prevention Wages Total:	86,843.00	6,680.26	56,555.41	30,287.59	●	34.9%
Operating Supplies							
100-50-55160-50	FIRE CODE BOOKS & MANUALS	800.00	-	796.06	3.94	●	0.5%
100-50-55180-15	FIRE INVESTIGATION TOOLS & EQUIPMENT	-	-	-	-	●	0.0%
100-50-55260-50	FIRE PREVENTION TOOLS & EQUIPMENT	200.00	-	98.58	101.42	●	50.7%
100-50-55640-59	MULTI MEDIA SOFTWARE LICENSES	1,000.00	-	504.47	495.53	●	49.6%
	Subtotal	2,000.00	-	1,399.11	600.89	●	30.0%
Parts & Supplies							
100-50-56740-50	FIRE PREVENTION SUPPLIES	400.00	-	343.52	56.48	●	14.1%
100-50-57640-50	SAFETY & EDUCATION PROMO MATERIALS	2,600.00	-	991.86	1,608.14	●	61.9%
	Subtotal	3,000.00	-	1,335.38	1,664.62	●	55.5%
Operating Services							
100-50-60150-50	EMERGENCY EVENT SUPPLIES	1,500.00	-	2,311.52	(811.52)	●	-54.1%
100-50-60200-50	SELF INSPECTION SUPPLIES	500.00	-	100.00	400.00	●	80.0%
	Subtotal	2,000.00	-	2,411.52	(411.52)	●	-20.6%



Superstition Fire & Medical District Income Statement - Detail

For Fiscal: 2019-2020 Period Ending: 2/29/20

	Original Total Budget	Current Month Actual	YTD Actual Activity	Forecasted Remaining Budget	% Budget Remaining
Professional Services					
100-50-61340-50			87.87	(87.87)	🔴 0.0%
100-50-61370-50	1,500.00	-	760.58	739.42	🟢 49.3%
100-50-61380-50	300.00	-	-	300.00	🟢 100.0%
100-50-62010-08	4,000.00	-	2,000.00	2,000.00	🟢 50.0%
100-50-62080-50	8,000.00	-	6,000.00	2,000.00	🔴 25.0%
Subtotal	13,800.00	-	8,848.45	4,951.55	🟢 35.9%
Training Services					
100-50-64240-15	3,740.00	-	1,942.12	1,797.88	🟢 48.1%
100-50-64260-50	1,500.00	1,218.63	1,358.63	141.37	🔴 9.4%
Subtotal	5,240.00	1,218.63	3,300.75	1,939.25	🟢 37.0%
Community Services / Fire Prevention Operating Expense Total:	26,040.00	1,218.63	17,295.21	8,744.79	🟡 33.6%
TOTAL COMMUNITY SERVICES / FIRE PREVENTION	112,883.00	7,898.89	73,850.62	39,032.38	🟢 34.6%
GRAND TOTAL GENERAL FUND	\$ 16,464,075.89	\$ 1,039,927.00	\$ 9,249,499.63	\$ 7,214,576.26	🟢 43.8%
Net Financial Sources (Uses):	\$ (1,694,850.89)	\$ (586,682.64)	\$ 989,166.25	\$ (2,684,017.14)	
Beginning Unrestricted Fund Balance July 1, 2019	\$1,694,850.89				



Superstition Fire & Medical District Income Statement - Detail

For Fiscal: 2019-2020 Period Ending: 2/29/20

		Original Total Budget	Current Month Actual	YTD Actual Activity	Forecasted Remaining Budget	% Budget Remaining
Fund: 150 - TRANSPORT SERVICES						
Revenue						
150-10-42100-10	ALS TRANSPORT REVENUE	3,089,025.00	263,282.27	2,076,954.63	1,012,070.37	32.8%
150-10-42125-10	TRANSPORT CUSTOMER REFUNDS	(30,841.00)	-	(13,414.35)	(17,426.65)	56.5%
150-10-42180-10	COLLECTIONS REVENUE	14,000.00	853.79	15,832.14	(1,832.14)	-13.1%
150-10-45700-10	INVESTMENT EARNINGS	3,750.00	417.73	2,677.16	1,072.84	28.6%
150-10-45900-10	OTHER INCOME	-	-	1,002.95	(1,002.95)	0.0%
150-80-48020-02	TRANSFER IN (200 FUND)	-	-	-	-	0.0%
150-80-48100-10	TRANSFER OUT (200 FUND)	(25,000.00)	-	-	(25,000.00)	100.0%
Revenue Total:		\$ 3,050,934.00	\$ 264,553.79	\$ 2,083,052.53	967,881.47	31.7%
Expense						
DIVISION 10: ADMINISTRATIVE SERVICES						
Wages						
150-10-50000-10	FIRE CHIEF	13,480.00	1,036.92	8,813.86	4,666.14	34.6%
150-10-50010-10	ADMIN SERVICES STAFF	41,306.00	3,177.38	27,007.78	14,298.22	34.6%
150-10-52510-10	WAGE ALLOWANCE (CELL PHONES)	945.00	72.69	617.86	327.14	34.6%
Subtotal		55,731.00	4,286.99	36,439.50	19,291.50	34.6%
Employer Provided Benefits						
150-10-53710-10	PENSION (PSPRS)	18,261.00	1,404.69	11,939.89	6,321.11	34.6%
150-10-53760-10	PENSION (ASRS)	151,813.00	12,670.06	105,156.04	46,656.96	30.7%
150-10-53770-10	BENEFIT CONTRIBUTIONS	316,348.00	23,916.46	201,586.41	114,761.59	36.3%
150-10-53810-10	SOCIAL SECURITY	81,157.00	6,675.80	55,908.34	25,248.66	31.1%
150-10-53830-10	MEDICARE	20,612.00	1,686.83	14,142.88	6,469.12	31.4%
150-10-53860-10	INDUSTRIAL INSURANCE	23,702.00	75.23	19,644.60	4,057.40	17.1%
150-10-53870-10	INDUSTRIAL INSURANCE - VOLUNTEERS	-	-	-	-	0.0%
150-10-53910-10	MEDICAL INSURANCE	-	1,522.73	16,331.05	(16,331.05)	0.0%
150-10-53920-10	DENTAL INSURANCE	-	116.29	1,267.02	(1,267.02)	0.0%
150-10-53930-10	VISION INSURANCE	-	20.03	182.59	(182.59)	0.0%
150-10-53940-10	EMPLOYEE ASSISTANCE PROGRAM	2,160.00	222.72	2,042.88	117.12	5.4%
150-10-53950-10	LIFE INSURANCE	2,256.00	240.00	2,112.00	144.00	6.4%
150-10-53965.10	COBRA REIMBURSEMENT INCOME	-	-	-	-	0.0%
150-10-53990-10	EARNED LEAVE BUYOUT (ELBO) PROGRAM	250.00	-	-	250.00	100.0%
150-10-53992-10	EARNED LEAVE BUYOUT (ELBO) PROGRAM - FICA	19.00	-	-	19.00	100.0%
150-10-53997-10	EARNED LEAVE SEPARATION (ELSP) PROGRAM	-	-	2,779.89	(2,779.89)	0.0%
150-10-53998-10	EARNED LEAVE SEPARATION PROGRAM - FICA	-	-	76.81	(76.81)	0.0%
Subtotal		616,578.00	48,550.84	433,170.40	183,407.60	29.7%
Admin Services Compensation & Benefits Total:		672,309.00	52,837.83	469,609.90	202,699.10	30.1%
Equipment & Machinery						
150-10-54040-08	COMPUTER EQUIPMENT	3,700.00	-	-	3,700.00	100.0%
Operating Supplies						
150-10-55060-08	COMPUTER / PRINTER SUPPLIES & MAINTENANCE	4,000.00	-	2,203.88	1,796.12	44.9%
Parts & Supplies						
150-10-55550-12	OFFICE FURNITURE & EQUIPMENT, PARTS & SUPPLIES	7,000.00	302.27	2,315.38	4,684.62	66.9%
150-10-55670-50	VOLUNTEER EXPENSES	100.00	-	-	100.00	100.0%
150-10-56340-12	CLEANING SUPPLIES	6,100.00	-	4,194.52	1,905.48	31.2%
150-10-56600-12	FACILITY MAINTENANCE	7,350.00	1,212.72	5,550.18	1,799.82	24.5%
150-10-56860-12	FOOD / BEVERAGES	200.00	-	-	200.00	100.0%
150-10-57100-12	OFFICE SUPPLIES	1,500.00	30.70	1,151.05	348.95	23.3%
150-10-57200-12	POSTAGE / DELIVERY SERVICES	1,500.00	20.12	363.81	1,136.19	75.7%
150-10-57440-12	PROFESSIONAL PUBS / SUBSCRIPTIONS	-	-	-	-	0.0%
150-10-57600-12	HONOR GUARD	1,000.00	-	-	1,000.00	100.0%
150-10-57620-12	REWARDS / RECOGNITION / FLOWER SUPPLIES	150.00	109.60	209.60	(59.60)	-39.7%
150-10-57660-12	PEER SUPPORT	100.00	-	-	100.00	100.0%
150-10-57680-12	TS ID BADGES	200.00	-	-	200.00	100.0%
150-10-58000-12	UNIFORMS (CIVILIAN)	15,400.00	238.36	11,288.85	4,111.15	26.7%
Subtotal		40,600.00	1,913.77	25,073.39	15,526.61	38.2%
Facility Services						
150-10-59000-12	FACILITY RENT	6,000.00	-	3,500.00	2,500.00	41.7%
150-10-59020-12	ELECTRICITY	35,416.00	952.58	21,384.09	14,031.91	39.6%
150-10-59040-12	FACILITY PROJECTS	18,000.00	586.49	8,262.77	9,737.23	54.1%
150-10-59060-12	NATURAL GAS	3,380.00	1,832.06	3,519.01	(139.01)	-4.1%
150-10-59100-08	PHONE	7,953.00	608.77	4,797.77	3,155.23	39.7%
150-10-59160-12	WATER SOFTENER SUPPLIES	1,920.00	178.74	1,394.39	525.61	27.4%
150-10-59180-12	SEWER / SEPTIC	2,236.00	178.22	1,083.35	1,152.65	51.5%
150-10-59200-12	WATER	8,236.00	412.24	4,511.84	3,724.16	45.2%
Subtotal		83,141.00	4,749.10	48,453.22	34,687.78	41.7%



Superstition Fire & Medical District Income Statement - Detail

For Fiscal: 2019-2020 Period Ending: 2/29/20

	Original Total Budget	Current Month Actual	YTD Actual Activity	Forecasted Remaining Budget	% Budget Remaining	
Operating Services						
150-10-60180-08	COPIER MAINTENANCE & SUPPLIES	2,000.00	165.29	1,397.08	602.92	30.1%
150-10-60230-12	DOCUMENT DISPOSAL SERVICES	120.00	-	73.34	46.66	38.9%
150-10-60240-12	EXTERMINATING	1,300.00	-	606.47	693.53	53.3%
150-10-60310-08	INTERNET	36,000.00	2,459.16	19,931.12	16,068.88	44.6%
150-10-60580-12	LANDSCAPING	575.00	-	366.68	208.32	36.2%
150-10-60580-12	REFUSE COLLECTION	900.00	100.82	907.38	(7.38)	-0.8%
150-10-60600-12	SECURITY & ALARM SYSTEMS	2,730.00	32.99	1,455.19	1,274.81	46.7%
150-10-60620-08	INDIVIDUAL SOFTWARE LICENSING	700.00	-	150.00	550.00	78.6%
150-10-60630-08	SYSTEM SERVER HOSTING	2,311.00	-	1,238.31	1,072.69	46.4%
150-10-60740-12	WATER & ICE (DRINKING)	3,900.00	166.31	2,862.19	1,037.81	26.6%
Subtotal	50,536.00	2,924.57	28,987.76	21,548.24	42.6%	
Professional Services						
150-10-61020-12	ADMIN MEDICAL DIR - CONTRACT	15,000.00	-	7,500.00	7,500.00	50.0%
150-10-61060-12	NEW HIRE HR ADVERTISING	100.00	-	-	100.00	100.0%
150-10-61100-12	BACKGROUND / CREDIT REPORTG	1,000.00	-	302.00	698.00	69.8%
150-10-61160-08	CIS MAINT CONTRACT	2,500.00	-	-	2,500.00	100.0%
150-10-61170-08	CIS WEB HOSTING / DOMAIN CERTIFICATES	1,000.00	33.00	671.39	328.61	32.9%
150-10-61250-12	FIRE CHIEF SEARCH CONTINGENCY	10,000.00	-	-	10,000.00	100.0%
150-10-61260-12	CPA AUDIT SERVICES	4,000.00	-	4,000.00	-	0.0%
150-10-61300-12	LABOR RELATIONS CONSULTING/CONFERENCES	2,667.00	-	3,049.85	(382.85)	-14.0%
150-10-61700-12	VEHICLE / PROPERTY / LIABILITY INS	24,349.00	6,791.50	18,485.54	5,863.46	24.1%
150-10-61860-12	GOVERNING BOARD LEGAL SERVICES	10,000.00	-	2,804.30	7,195.70	72.0%
150-10-61880-12	HR / INVESTIGATION LEGAL SERVICES	-	-	-	-	0.0%
150-10-61920-12	MEDICAL EXAM SERVICES	350.00	-	260.00	90.00	25.7%
150-10-62020-12	PRINTING / PUBLISHING SERVICES	800.00	-	347.55	452.45	56.6%
150-10-62060-12	PROFESSIONAL ORGS / MEMBERSHIP	900.00	338.33	2,135.00	(1,235.00)	-137.2%
150-10-62105-08	GLOBAL SOFTWARE LICENSING	23,000.00	937.50	22,431.43	568.57	2.5%
Subtotal	95,666.00	8,100.33	61,987.06	33,678.94	35.2%	
Training Services						
150-10-63000-10	ADMIN FEES, BONDS & LEASES	350.00	16.79	84.53	265.47	75.8%
150-10-63140-10	INTEREST & FINANCE CHARGES	7,500.00	-	4,967.10	2,532.90	33.8%
150-10-63150-10	FINANCIAL RESERVE	101,624.10	-	-	101,624.10	100.0%
150-10-63200-10	BILLING & COLLECTIONS FEES	152,469.00	16,755.57	65,312.58	87,156.42	57.2%
150-10-64020-12	ADMIN TRAINING / CONFERENCES	600.00	-	394.54	205.46	34.2%
150-10-64040-12	BOARD OF DIRECTORS TRAINING	100.00	-	-	100.00	100.0%
150-10-64060-12	COLLEGE TUITION REIMBURSEMENT	6,715.00	-	593.40	6,121.60	91.2%
Subtotal	269,358.10	16,772.36	71,352.15	198,005.95	73.5%	
Administrative Services Operating Expense Total:	547,001.10	34,460.13	238,057.46	308,943.64	56.5%	
TOTAL ADMINISTRATIVE SERVICES	1,219,310.10	87,297.96	707,667.36	511,642.74	42.0%	
DIVISION 20: TECHNICAL SERVICES						
Wages						
150-20-50020-10	FLEET & FACILITIES STAFF	6,442.00	1,225.29	13,262.70	(6,820.70)	-105.9%
Technical Services Wages Total:	6,442.00	1,225.29	13,262.70	(6,820.70)	-105.9%	
Equipment & Machinery						
150-20-54050-20	DIAGNOSTIC SOFTWARE	300.00	-	354.00	(54.00)	-18.0%
Operating Supplies						
150-20-55400-20	MECH EQUIPMENT, PARTS & SUPPLIES	650.00	-	409.12	240.88	37.1%
150-20-55580-20	TIRES	12,000.00	-	5,700.62	6,299.38	52.5%
150-20-55620-20	VEHICLE PARTS	10,000.00	2,001.37	14,767.78	(4,767.78)	-47.7%
Subtotal	22,650.00	2,001.37	20,877.52	1,772.48	7.8%	
Parts & Supplies						
150-20-56800-20	FLUIDS (ANTIFREEZE, BRAKE, TRANSMISSION)	600.00	-	601.28	(1.28)	-0.2%
150-20-56880-20	FUEL - DIESEL	24,200.00	2,949.35	18,069.40	6,130.60	25.3%
150-20-56900-20	FUEL - UNLEADED	1,600.00	66.30	692.40	907.60	56.7%
150-20-57060-20	MISCELLANEOUS SHOP SUPPLIES	500.00	-	222.42	277.58	55.5%
150-20-57140-20	ENGINE OIL	2,000.00	-	1,904.60	95.40	4.8%
150-20-58120-20	UNIFORMS & TOWELS (TECH SRVS)	377.00	28.85	204.15	172.85	45.8%
Subtotal	29,277.00	3,044.50	21,694.25	7,582.75	25.9%	
Professional Services						
150-20-61460-20	HAZARDOUS WASTE DISPOSAL	190.00	-	75.34	114.66	60.3%
150-20-62140-20	REPAIR & MAINTENANCE - FLEET	2,600.00	250.00	1,250.00	1,350.00	51.9%
Subtotal	2,790.00	250.00	1,325.34	1,464.66	52.5%	
Training Services						
150-20-64470-20	FLEET SERVICES TRAINING	2,000.00	-	-	2,000.00	100.0%
Technical Services Operating Expense Total:	57,017.00	5,295.87	44,251.11	12,765.89	22.4%	
TOTAL TECHNICAL SERVICES	63,459.00	6,521.16	57,513.81	5,945.19	9.4%	



Superstition Fire & Medical District Income Statement - Detail

For Fiscal: 2019-2020 Period Ending: 2/29/20

		Original Total Budget	Current Month Actual	YTD Actual Activity	Forecasted Remaining Budget	% Budget Remaining
DIVISION 30: COMMUNICATIONS SERVICES						
Operating Services						
150-30-59080-15	PHONE / E-911 COMMUNICATION CIRCUITS	2,375.00	185.67	1,485.36	889.64	● 37.5%
150-30-60020-15	TOPAZ / G2 MAINTENANCE	9,400.00	97.00	3,592.68	5,807.32	● 61.8%
150-30-60340-08	MCT MAINTENANCE	6,723.00	-	3,361.39	3,361.61	● 50.0%
150-30-60350-08	MOBILE DATA OPERATIONS	8,000.00	904.85	4,961.06	3,038.94	● 38.0%
150-30-60560-15	RADIO INFO SYSTEMS MAINTENANCE	1,250.00	75.00	75.00	1,175.00	● 94.0%
	Subtotal	27,748.00	1,262.52	13,475.49	14,272.51	● 51.4%
Professional Services						
150-30-61440-15	DISPATCH SERVICES - MFMD	145,996.00	14,759.56	91,393.66	54,602.34	● 37.4%
TOTAL COMMUNICATIONS SERVICES		173,744.00	16,022.08	104,869.15	68,874.85	● 39.6%
DIVISION 40: TRANSPORT SERVICES						
Wages						
150-40-50040-10	ASSISTANT CHIEFS	7,725.00	594.23	5,050.96	2,674.04	● 34.6%
150-40-50140-10	CON OPERATIONS MANAGEMENT	146,110.00	11,239.19	95,290.35	50,819.65	● 34.8%
150-40-51010-10	BATTALION CHIEFS	10,399.00	799.92	6,799.36	3,599.64	● 34.6%
150-40-51030-10	CAPTAINS	29,595.00	2,276.54	19,350.57	10,244.43	● 34.6%
150-40-51600-10	PARAMEDIC (FULL TIME)	560,244.00	43,276.32	359,747.80	200,496.20	● 35.8%
150-40-51650-10	EMT (FULL TIME)	459,314.00	35,029.14	289,899.58	169,414.42	● 36.9%
150-40-51700-10	PARAMEDIC (PART TIME)	-	-	3,676.00	(3,676.00)	● 0.0%
150-40-51750-10	EMT (PART TIME)	-	324.00	3,270.38	(3,270.38)	● 0.0%
150-40-51800-10	SWORN COVERAGE - WAGES	-	6,504.51	47,150.12	(47,150.12)	● 0.0%
	Subtotal	1,213,387.00	100,043.85	830,235.12	383,151.88	● 31.6%
OT / Other Wages						
150-40-52015-10	INJURY WAGES	-	-	-	-	● 0.0%
150-40-52560-10	HOLIDAY PAY	35,576.00	2,831.05	22,728.20	12,847.80	● 36.1%
150-40-52740-12	REGULAR OVERTIME	48,017.00	4,242.14	43,652.10	4,364.90	● 9.1%
150-40-52750-12	SPECIAL OVERTIME	300.00	-	-	300.00	● 100.0%
150-40-52800-12	CONTRACTED SPECIAL EVENTS OVERTIME	1,000.00	1,535.83	1,535.83	(535.83)	● -53.6%
150-40-52850-47	SCBA OVERTIME	1,000.00	-	678.48	321.52	● 32.2%
150-40-53140-41	EMS TRAINING OT	-	-	-	-	● 0.0%
150-40-53380-41	NEW HIRE TRAINING	-	-	-	-	● 0.0%
	Subtotal	85,893.00	8,609.02	68,594.61	17,298.39	● 20.0%
Transport Services Wages Total:		1,299,280.00	108,652.87	898,829.73	400,450.27	● 30.8%
Equipment & Machinery						
150-40-54000-10	VEHICLE / EQUIPMENT LEASE PAYMENTS	175,148.00	-	-	175,148.00	● 100.0%
150-40-54080-41	EMS EQUIP & MACHINERY (ASSET)	2,000.00	-	-	2,000.00	● 100.0%
150-40-54300-42	PHYSICAL FITNESS EQUIPMENT (ASSET)	667.00	-	-	667.00	● 100.0%
	Subtotal	177,815.00	-	-	177,815.00	● 100.0%
Operating Supplies						
150-40-55100-41	EMS PARTS & SUPPLIES	5,000.00	3,326.01	3,456.07	1,543.93	● 30.9%
150-40-55440-42	PHYSICAL FITNESS TRAINING, TOOLS & SUPPLIES	1,000.00	-	-	1,000.00	● 100.0%
150-40-55480-42	SAFETY EQUIPMENT, PARTS & SUPPLIES	300.00	-	263.84	36.16	● 12.1%
150-40-56450-41	EMS MEDICAL SUPPLIES	180,000.00	18,030.58	120,810.56	59,189.44	● 32.9%
150-40-56460-41	EMS MEDICATION RESTOCK SUPPLIES	25,000.00	680.00	7,697.08	17,302.92	● 69.2%
150-40-57000-41	IMMUNIZATION CLINIC SUPPLIES	6,000.00	-	4,088.41	1,911.59	● 31.9%
150-40-57245-42	PPE REPLACEMENT	1,000.00	-	216.15	783.85	● 78.4%
	Subtotal	218,300.00	22,036.59	136,532.11	81,767.89	● 37.5%
Operating Services						
150-40-60040-41	BIO-HAZARD WASTE	2,000.00	279.09	1,403.73	596.27	● 29.8%
150-40-60700-12	TOWEL & LINEN SERVICES	2,500.00	251.76	1,838.80	661.20	● 26.4%
	Subtotal	4,500.00	530.85	3,242.53	1,257.47	● 27.9%
Professional Services						
150-40-61120-12	BAY DOOR MAINTENANCE	2,600.00	-	3,399.32	(799.32)	● -30.7%
150-40-61530-41	EMS CARDIAC MONITOR MAINT & SUPP	7,900.00	-	7,922.76	(22.76)	● -0.3%
150-40-61650-12	INFECTION CONTROL MEDICAL EXAM SERVICE	1,000.00	-	-	1,000.00	● 100.0%
	Subtotal	11,500.00	-	11,322.08	177.92	● 1.5%
Training Services						
150-40-64020-41	EMS CONFERENCES / OUTSIDE TRAINING	500.00	-	-	500.00	● 100.0%
150-40-64400-42	HEALTH, SAFETY, & WELLNESS TRNG & SUPPLIES	667.00	-	-	667.00	● 100.0%
	Subtotal	1,167.00	-	-	1,167.00	● 100.0%
Transport Services Operating Expense Total:		413,282.00	22,567.44	151,096.72	262,185.28	● 63.4%
TOTAL TRANSPORT OPERATIONS		1,712,562.00	131,220.31	1,049,926.45	662,635.55	● 38.7%



Superstition Fire & Medical District Income Statement - Detail

For Fiscal: 2019-2020 Period Ending: 2/29/20

		Original Total Budget	Current Month Actual	YTD Actual Activity	Forecasted Remaining Budget	% Budget Remaining
DIVISION 50: COMMUNITY SERVICES / FIRE PREVENTION						
	Parts & Supplies					
150-50-56920-50	SAFETY & EDUCATION PROMOTIONAL MATERIALS	500.00	-	484.11	15.89	3.2% ●
	Professional Services					
150-50-61370-50	COMMUNITY RELATIONS PRINTED MATERIALS	500.00	-	484.11	15.89	3.2% ●
TOTAL COMMUNITY SERVICES / FIRE PREVENTION		1,000.00	-	968.22	31.78	3.2% ●
GRAND TOTAL TRANSPORT SERVICES FUND		\$ 3,170,075.10	\$ 241,061.51	\$ 1,920,944.99	\$ 1,249,130.11	39.4% ●
Net Financial Sources (Uses):		\$ (119,141.10)	\$ 23,492.28	\$ 162,107.54	\$ (281,248.64)	
Beginning Unrestricted Fund Balance July 1, 2019		\$119,141.10				



Superstition Fire & Medical District Income Statement - Detail

For Fiscal: 2019-2020 Period Ending: 2/29/20

		Original Total Budget	Current Month Actual	YTD Actual Activity	Forecasted Remaining Budget	% Budget Remaining
Fund: 200 - CAPITAL PROJECTS						
Revenue						
Direct Taxes						
200-10-41000-10	REAL & SECURED PROPERTY TAXES	939,048.00	28,839.64	642,645.92	296,402.08	31.6%
200-10-41050-10	UNSECURED PERS PROPERTY TAXES	76,310.00	2,658.21	63,517.65	12,792.35	16.8%
200-10-41080-10	MARICOPA COUNTY PROPERTY TAXES	1,085.00	-	-	1,085.00	100.0%
200-10-41200-10	SRP CONTRIBUTIONS	28,233.00	-	14,055.40	14,177.60	50.2%
	Subtotal	\$ 1,044,676.00	\$ 31,497.85	\$ 720,218.97	\$ 324,457.03	31.1%
200-10-45700-10	INVESTMENT EARNINGS	10,000.00	1,426.98	9,458.79	541.21	5.4%
200-10-45900-10	OTHER INCOME	-	-	-	-	0.0%
200-80-48020-10	TRANSFER IN (150 FUND)	25,000.00	-	-	25,000.00	100.0%
200-80-48100-10	TRANSFER OUT (150 FUND)	-	-	-	-	0.0%
200-80-48100-10	TRANSFER OUT (400 FUND)	-	-	-	-	0.0%
200-90-49500-15	DISTRICT EQUIPMENT SALES	-	-	-	-	0.0%
	Revenue Total:	\$ 1,079,676.00	\$ 32,924.83	\$ 729,677.76	\$ 349,998.24	32.4%
Expense						
200-10-63000-10	ADMINISTRATIVE FEES	-	-	-	-	0.0%
200-10-63150-10	FINANCIAL RESERVE	335,957.74	2.39	3.42	335,954.32	100.0%
200-70-71002-25	BUILDINGS & SYSTEMS	65,839.00	-	37,536.71	28,302.29	43.0%
200-70-72240-20	VEHICLES / GENERAL PURPOSE	938,354.00	711,322.57	839,676.20	98,677.80	10.5%
200-70-72340-20	APPARATUS EQUIPMENT	81,582.00	-	12,508.34	69,073.66	84.7%
200-70-72510-30	COMM MICROWAVE UPGRADE	37,207.00	225.00	3,876.00	33,331.00	89.6%
200-70-52515-30	COMM SYSTEM SOFTWARE	10,000.00	-	20,805.97	(10,805.97)	-108.1%
200-70-72660-30	RADIO COMM EQUIP - PORTABLE	32,575.00	43,813.55	78,799.78	(46,224.78)	-141.9%
200-70-72670-40	RADIO COMM EQUIP - WIRELESS	-	-	-	-	0.0%
200-70-72740-40	FIRE PROT EQUIP - SPECIALIZED	40,000.00	-	-	40,000.00	100.0%
200-70-72765-47	SCBA EQUIPMENT	14,134.00	14,132.53	14,132.53	1.47	0.0%
200-70-72770-47	SCBA PACKS & BOTTLES	8,700.00	-	-	8,700.00	100.0%
200-70-72800-40	THERMAL IMAGING CAMERAS	-	-	-	-	0.0%
200-70-73420-41	EMS CAPITAL EQUIPMENT	115,300.00	-	30,560.99	84,739.01	73.5%
200-70-73515-15	COMPUTER EQUIPMENT	70,585.00	-	-	70,585.00	100.0%
200-70-73520-15	COMPUTER SOFTWARE	32,020.00	3,500.00	8,280.00	23,740.00	74.1%
200-70-73540-25	FACILITY EQUIPMENT	10,343.00	-	-	10,343.00	100.0%
200-70-73840-44	FITNESS EQUIPMENT	-	-	-	-	0.0%
	Expense Total:	\$ 1,792,596.74	\$ 772,996.04	\$ 1,046,179.94	\$ 746,416.80	41.6%
	Net Financial Sources (Uses):	\$ (712,920.74)	\$ (740,071.21)	\$ (316,502.18)	\$ (71,961.53)	
	Beginning Restricted Fund Balance July 1, 2019	\$712,920.74				



Superstition Fire & Medical District Income Statement - Detail

For Fiscal: 2019-2020 Period Ending: 2/29/20

	Original Total Budget	Current Month Actual	YTD Actual Activity	Forecasted Remaining Budget	% Budget Remaining	
Fund: 400 - SPECIAL REVENUE						
Revenue						
400-10-45700-10	INVESTMENT EARNINGS	600.00	74.31	583.16	16.84	2.8%
400-10-46700-10	GRANT - FIRE PREVENTION	-	-	-	-	0.0%
400-10-46750-10	GRANT - FEMA (SHARE)	-	-	-	-	0.0%
400-10-46750-10	GRANT - OTHER	-	-	-	-	0.0%
400-10-47020-41	AED DONATIONS	23,500.00	-	18,000.00	5,500.00	23.4%
400-10-47100-41	EMS CARDIAC DONATIONS	1,000.00	-	-	1,000.00	100.0%
400-10-47110-41	EMS EQUIPMENT DONATIONS	-	-	-	-	0.0%
400-10-47120-50	FIRE PREVENTION / PUBLIC EDUCATION	1,000.00	-	-	1,000.00	100.0%
400-10-47130-10	GENERAL DONATIONS	5,000.00	1,030.00	1,620.55	3,379.45	67.6%
400-80-48020-02	TRANSFER IN (200 Fund)	-	-	-	-	0.0%
400-80-48020-10	TRANSFER IN (100 Fund)	-	-	-	-	0.0%
400-80-48100-10	TRANSFER OUT (100 Fund)	-	-	-	-	0.0%
Revenue Total:	\$ 31,100.00	\$ 1,104.31	\$ 20,203.71	\$ 10,896.29	35.0%	
Expense						
400-10-63000-10	ADMINISTRATIVE FEES	-	3.54	23.61	(23.61)	0.0%
400-10-63610-10	UNDESIGNATED INVESTMENT EARNINGS RES	327.86	-	-	327.86	100.0%
400-50-77250-50	AED DONATIONS - EXPENDITURES	25,000.00	-	18,995.90	6,004.10	24.0%
400-50-77260-50	EMS EQUIPMENT DONATIONS	-	-	-	-	0.0%
400-50-77270-50	FIRE PREVENTION / PUBLIC EDUCATION	250.00	-	-	250.00	100.0%
400-50-77280-50	GENERAL DONATIONS	25,000.00	-	439.88	24,560.12	98.2%
400-70-77510-41	EMS CARDIAC DONATIONS	28,960.00	-	-	28,960.00	100.0%
400-70-78700-10	GRANT - FIRE PREVENTION	-	-	-	-	0.0%
400-70-78800-10	GRANT - OTHER	-	-	-	-	0.0%
400-70-79440-10	FEMA GRANT (FEDERAL SHARE)	-	-	-	-	0.0%
Expense Total:	\$ 79,537.86	\$ 3.54	\$ 19,459.39	\$ 60,078.47	75.5%	
Net Financial Sources (Uses):	\$ (48,437.86)	\$ 1,100.77	\$ 744.32	\$ (49,182.18)		
Beginning Restricted Fund Balance July 1, 2019	\$48,437.86					



Superstition Fire & Medical District Income Statement - Detail

For Fiscal: 2019-2020 Period Ending: 2/29/20

		Original Total Budget	Current Month Actual	YTD Actual Activity	Forecasted Remaining Budget	% Budget Remaining
Fund: 500 - DEBT RETIREMENT PRINCIPAL						
Revenue						
500-10-41000-10	REAL & SECURED PROPERTY TAXES	469,524.00	15,528.11	335,528.64	133,995.36	28.5%
500-10-41050-10	UNSECURED PERS PROPERTY TAXES	38,155.00	1,450.91	33,471.21	4,683.79	12.3%
500-10-41200-10	SRP CONTRIBUTIONS	14,116.00	-	7,305.95	6,810.05	48.2%
500-10-45700-10	INVESTMENT EARNINGS	10,000.00	738.19	5,771.55	4,228.45	42.3%
	Revenue Total:	\$ 531,795.00	\$ 17,717.21	\$ 382,077.35	\$ 149,717.65	28.2%
Expense						
500-10-63150-10	FINANCIAL RESERVE	215,692.27	1.24	1.81	215,690.46	100.0%
500-60-70500-10	DEBT SERVICE EXPENDITURE - PRINCIPAL	556,000.00	-	-	556,000.00	100.0%
	Expense Total:	771,692.27	1.24	1.81	\$ 771,690.46	100.0%
	Net Financial Sources (Uses):	(239,897.27)	\$ 17,715.97	\$ 382,075.54	\$ (621,972.81)	
	Beginning Restricted Fund Balance July 1, 2019	\$239,897.27				

		Original Total Budget	Current Month Actual	YTD Actual Activity	Forecasted Remaining Budget	% Budget Remaining
Fund: 600 - DEBT RETIREMENT INTEREST						
Revenue						
600-10-41000-10	REAL & SECURED PROPERTY TAXES	169,029.00	4,274.41	101,996.69	67,032.31	39.7%
600-10-41050-10	UNSECURED PERS PROPERTY TAXES	13,736.00	452.36	10,318.50	3,417.50	24.9%
600-10-41200-10	SRP CONTRIBUTIONS	5,082.00	-	2,251.74	2,830.26	55.7%
600-10-45700-10	INVESTMENT EARNINGS	1,500.00	137.57	1,017.13	482.87	32.2%
	Revenue Total:	\$ 189,347.00	\$ 4,864.34	\$ 115,584.06	\$ 73,762.94	39.0%
Expense						
600-10-63150-10	FINANCIAL RESERVE	92,022.23	0.38	0.52	92,021.71	100.0%
600-60-70550-10	DEBT SERVICE EXPENDITURE - INTEREST	139,122.80	-	69,430.51	69,692.29	50.1%
	Expense Total:	\$ 231,145.03	\$ 0.38	\$ 69,431.03	\$ 161,714.00	70.0%
	Net Financial Sources (Uses):	\$ (41,798.03)	\$ 4,863.96	\$ 46,153.03	\$ (87,951.06)	
	Beginning Restricted Fund Balance July 1, 2019	\$41,798.03				

Superstition Fire & Medical District Monthly Pinal County Treasurer's Bank Account Reconciliation

100 General Fund

Reconciliation References:

BB	Previous month's bank ending balance / current month's bank beginning balance
A	Interest Income
B	Current month's Pinal County real property tax receipts
C	Current month's Pinal County personal property tax receipts
D	Current month's Maricopa County tax receipts
E	Current month's deposits
F	Current month's Accounts Payable disbursements
G	Current month's Payroll disbursements
H	Payroll wire service fees
I	Current month's refunded interest
J	Current month's bank ending balance
K	Accounts Payable checks outstanding at month-end
L	Payroll checks outstanding at month-end
M	Current month's deposit's in transit
N	Current month's deposit's in bank / not in book
O	Payroll clearing account balance at month-end
P	Electronic / ACH clearing bank account balance at month-end
Q	Cash Balance per G/L Balance Sheet
R	Chase MasterCard credit card payment – warrant #1102029644 (paid 2/12/2020)



**Superstition Fire & Medical District
General (Fund 100) Cash Reconciliation
Fiscal Year 2019 - 2020
2/29/2020**

Book Balance as of: 2/1/2020 (2,989,659.54) BB

Activity During the Month

Journal Entries:

Interest Income (Expense): 4,511.96 4,511.96 (A)

Cash Receipts

2015 Real Estate Taxes	-	-	-
2016 Real Estate Taxes	-	-	-
2017 Real Estate Taxes	0.00	0.00	0.00
2018 Real Estate Taxes	62,359.17	(2.43)	62,356.74
2019 Real Estate Taxes	312,787.01	(223.68)	312,563.33
2008 Pers. Prop. Taxes	-	-	0.00
2009 Pers. Prop. Taxes	-	-	0.00
2010 Pers. Prop. Taxes	-	-	0.00
2011 Pers. Prop. Taxes	27.92	-	27.92
2012 Pers. Prop. Taxes	-	-	0.00
2013 Pers. Prop. Taxes	10.02	-	10.02
2014 Pers. Prop. Taxes	31.11	-	31.11
2015 Pers. Prop. Taxes	48.45	-	48.45
2016 Pers. Prop. Taxes	919.66	-	919.66
2017 Pers. Prop. Taxes	1,023.91	-	1,023.91
2018 Pers. Prop. Taxes	2,984.81	-	2,984.81
2019 Pers. Prop. Taxes	31,928.38	(1,380.90)	30,547.48
SRP Contributions	-	-	-
FDAT	-	-	0.00
Maricopa County Taxes	154.02	-	154.02
Deposits	105,433.04	-	105,433.04
Revenue Transfer	-	-	0.00

Cash Disbursements

A) Accounts Payable Activity	(784,128.36)	(784,128.36)	(784,128.36)
B) Payroll Activity	(1,496,270.50)	(1,496,270.50)	(1,496,270.50)
C) Payroll Wire Fees	(50.00)	(50.00)	(50.00)
D) Stop Payment Fee	-	-	-
D) Transfer In / Out	-	-	-
D) Transfer In / Out	-	-	-
D) Transfer In / Out	-	-	-
E) Refund Interest	(31.04)	(31.04)	(31.04)
Total	\$522,219.46	(2,280,479.90)	(4,749,526.99)

Pinal County Bank Balance

Ending Bank Balance as of: 2/29/2020 Balance from YTD Column 2,927,190.20 (J)

Less: Line of Credit Advances

Less: Line of Credit Interest

Plus: Line of Credit Payments

Less: Outstanding Warrants

Plus: Deposits in book / not in bank

Less: Deposits in bank / not in bank

A/P	(172,630.97)	
Payroll	(195,458.58)	(368,089.55)
	20.00	20.00
	(280.00)	(280.00)
	<u>2,558,840.65</u>	

Cash Balance in Payroll Clearing Account 100.00

Cash Balance in Electronic / ACH Clearing Account 280.00

Petty Cash 100.00

2,559,320.65

Prepared by: *Trish Reale 3/2/2020*

Reviewed by: *Roger Wood 3/3/2020*

Balance per B/S 2,559,320.65 (K)

Difference 0.00



Pinal County Treasurer

Monthly Statement

Date Range: 2/1/2020 to 2/29/2020

Account	Period	YTD		
6116421001	Superstition Fire & Medical District			
Begin Balance:	3,982,072.40	2,323,341.02		
Income:	520,612.45	10,879,080.65		
LOC Advance:	.00	368,346.75		
Expense:	(1,575,494.65)	(10,275,231.47)	LOC:	.00
LOC Payments:	.00	(368,346.75)	Warrants Outstanding:	(368,089.55)
Cash Balance:	J 2,927,190.20	2,927,190.20	End:	2,559,100.65

Monthly Statement Summary

Source Code	Description	MTDAmount	YTDAmount
6116421001	Superstition Fire & Medical District	Beginning Balance:	3,982,072.40
			2,323,341.02
11100.2015	2015 Real Estate Taxes	.00	2.54
11100.2016	2016 Real Estate Taxes	.00	4.51
11100.2017	2017 Real Estate Taxes	.00	2.43
11100.2018	2018 Real Estate Taxes	62,356.74	172,578.65
11100.2019	2019 Real Estate Taxes	312,563.33	8,181,853.57
12100.2008	2008 Personal Property Taxes	.00	1.06
12100.2009	2009 Personal Property Taxes	.00	14.95
12100.2010	2010 Personal Property Taxes	.00	138.84
12100.2011	2011 Personal Property Taxes	27.92	165.38
12100.2012	2012 Personal Property Taxes	.00	240.29
12100.2013	2013 Personal Property Taxes	10.02	447.96
12100.2014	2014 Personal Property Taxes	31.11	880.44
12100.2015	2015 Personal Property Taxes	48.45	1,095.01
12100.2016	2016 Personal Property Taxes	919.66	3,394.36
12100.2017	2017 Personal Property Taxes	1,023.91	5,741.69
12100.2018	2018 Personal Property Taxes	2,984.81	22,749.12
12100.2019	2019 Personal Property Taxes	30,547.48	797,179.79
14100.0	Salt River Contribution	.00	182,722.91
15130.0	Contributions Fire Assistance	.00	400,000.00
15150.0	Maricopa County Tax Collection	154.02	12,353.56
21100.40	Wells Fargo Bank Investment Interest	57.89	367.18
21100.41	Wells Fargo Repo Investment Interest	.00	4,711.97
21100.43	Wells Fargo Trust Investment Interest	23.24	200.14
21100.46	Wells Fargo Investment Investment Interest	677.56	4,115.40
21100.47	WF Money Market Investment Interest	192.69	192.69
21100.48	WF Brokerage Account Investment Interest	626.16	626.16
21100.55	Multi-Bank Securities Investment Interest	162.97	1,761.01
21100.70	Vining Sparks Investment Interest	2,167.11	12,102.72
21100.80	Stifel Nicolaus & Company Investment Interest	604.34	3,793.03
73160.0	Deposits	105,433.04	685,778.39
73750.0	Revenue Transfer	.00	15,518.15
76100.0	Line of Credit Advance	.00	368,346.75
90400.0	Refund Interest	(31.04)	(44.39)
90930.0	Warrants Redeemed	(784,128.36)	(3,913,523.95)
91010.0	Line of Credit Payments	.00	(368,346.75)
91020.0	Line of Credit Interest Payment	.00	(882.19)
91220.0	Disbursed by County Treasurer	(791,285.25)	(5,992,009.19)
91280.0	Outgoing Wire Fee	(40.00)	(340.00)

B
\$374,920.02

C
\$35,593.36

A
\$4,511.96

E

F **I**

H \$5000 <



Pinal County Treasurer

Monthly Statement

Date Range: 2/1/2020 to 2/29/2020

91290.0	Outgoing Wire Surcharge	(10.00)	(85.00)
Ending Balance:		2,927,190.20	2,927,190.20

Monthly Statement Detail

Date	Notes	Doc #	Amount	C/D
6116421001 Superstition Fire & Medical District			Beginning Balance: 3,982,072.40	
11100.2018 2018 Real Estate Taxes			Source Code Total: 62,356.74	
02/03	Tax Distribution	0	456.30	C
02/03	Tax Distribution	0	713.90	C
02/04	Tax Distribution	0	50.91	C
02/05	Tax Distribution	0	89.69	C
02/05	Tax Distribution	0	508.34	C
02/06	Tax Distribution	0	312.69	C
02/07	Tax Distribution	0	1.37	C
02/07	Tax Distribution	0	271.45	C
02/07	Tax Distribution	0	211.64	C
02/10	Tax Distribution	0	111.58	C
02/10	Tax Distribution	0	268.78	C
02/11	Tax Distribution	0	(2.43)	C
02/11	Tax Distribution	0	115.27	C
02/12	Tax Distribution	0	180.90	C
02/12	Tax Distribution	0	1,605.07	C
02/13	Tax Distribution	0	160.89	C
02/19	Tax Distribution	0	438.82	C
02/19	Tax Distribution	0	135.89	C
02/19	Tax Distribution	0	221.85	C
02/20	Tax Distribution	0	144.84	C
02/20	Tax Distribution	0	3,089.30	C
02/21	Tax Distribution	0	40,707.82	C
02/24	Tax Distribution	0	4,442.69	C
02/24	Tax Distribution	0	4,657.56	C
02/24	Tax Distribution	0	1,344.84	C
02/25	Tax Distribution	0	2,116.78	C
11100.2019 2019 Real Estate Taxes			Source Code Total: 312,563.33	
02/03	Tax Distribution	0	3,468.67	C
02/03	Tax Distribution	0	3,656.14	C
02/03	Tax Distribution	0	1,494.63	C
02/03	Tax Distribution	0	209.83	C
02/04	Tax Distribution	0	384.07	C
02/04	Tax Distribution	0	234.93	C
02/04	Tax Distribution	0	720.10	C
02/04	Tax Distribution	0	1,146.03	C
02/05	Tax Distribution	0	2,970.33	C
02/05	Tax Distribution	0	2,623.88	C
02/05	Tax Distribution	0	1,847.00	C
02/05	Tax Distribution	0	2,006.32	C
02/05	Tax Distribution	0	7,421.98	C
02/06	Tax Distribution	0	1,317.19	C
02/06	Tax Distribution	0	1,524.19	C
02/06	Tax Distribution	0	1,179.81	C
02/06	Tax Distribution	0	2,153.71	C
02/07	Tax Distribution	0	1,728.51	C
02/07	Tax Distribution	0	5,145.18	C
02/07	Tax Distribution	0	618.26	C
02/07	Tax Distribution	0	1,875.33	C
02/10	Tax Distribution	0	1,384.59	C
02/10	Tax Distribution	0	8,455.93	C

+243
62,356.74

22368

+242
106
115¹⁰
312,707.01



Pinal County Treasurer

Monthly Statement

Date Range: 2/1/2020 to 2/29/2020

02/10	Tax Distribution	0	4,637.89	C
02/10	Tax Distribution	0	2,168.15	C
02/11	Tax Distribution	0	(2.42)	C
02/11	Tax Distribution	0	1,071.26	C
02/11	Tax Distribution	0	832.38	C
02/12	Tax Distribution	0	1,453.30	C
02/12	Tax Distribution	0	3,224.36	C
02/12	Tax Distribution	0	1,353.79	C
02/13	Tax Distribution	0	7,137.09	C
02/13	Tax Distribution	0	1,552.79	C
02/13	Tax Distribution	0	3,559.64	C
02/14	Tax Distribution	0	4,746.13	C
02/14	Tax Distribution	0	7,318.62	C
02/14	Tax Distribution	0	1,350.19	C
02/18	Tax Distribution	0	464.58	C
02/18	Tax Distribution	0	2,351.81	C
02/18	Tax Distribution	0	4,350.84	C
02/19	Tax Distribution	0	3,822.17	C
02/19	Tax Distribution	0	2,036.01	C
02/19	Tax Distribution	0	6,695.62	C
02/19	Tax Distribution	0	5,718.10	C
02/19	Tax Distribution	0	4,857.57	C
02/20	Tax Distribution	0	8,096.25	C
02/20	Tax Distribution	0	10,932.90	C
02/20	Tax Distribution	0	7,520.96	C
02/21	Tax Distribution	0	3,059.33	C
02/21	Tax Distribution	0	10,600.15	C
02/21	Tax Distribution	0	819.63	C
02/24	Tax Distribution	0	1,741.38	C
02/24	Tax Distribution	0	11,275.23	C
02/24	Tax Distribution	0	4,859.59	C
02/24	Tax Distribution	0	16,581.19	C
02/24	Tax Distribution	0	549.47	C
02/25	Tax Distribution	0	(106.16)	C
02/25	Tax Distribution	0	20,488.87	C
02/25	Tax Distribution	0	3,640.91	C
02/25	Tax Distribution	0	5,647.88	C
02/26	Tax Distribution	0	(115.10)	C
02/26	Tax Distribution	0	8,084.42	C
02/26	Tax Distribution	0	8,238.83	C
02/26	Tax Distribution	0	1,585.07	C
02/26	Tax Distribution	0	6,092.68	C
02/26	Tax Distribution	0	5,297.60	C
02/27	Tax Distribution	0	13,349.05	C
02/27	Tax Distribution	0	7,498.58	C
02/27	Tax Distribution	0	4,986.15	C
02/28	Tax Distribution	0	734.90	C
02/28	Tax Distribution	0	16,077.12	C
02/28	Tax Distribution	0	9,854.37	C
02/28	Tax Distribution	0	905.60	C
12100.2011	2011 Personal Property Taxes		Source Code Total:	27.92
02/04	Tax Distribution	0	27.92	C
12100.2013	2013 Personal Property Taxes		Source Code Total:	10.02
02/10	Tax Distribution	0	10.02	C
12100.2014	2014 Personal Property Taxes		Source Code Total:	31.11
02/05	Tax Distribution	0	14.81	C
02/10	Tax Distribution	0	1.14	C



Pinal County Treasurer

Monthly Statement

Date Range: 2/1/2020 to 2/29/2020

02/25	Tax Distribution	0	4.99	C
02/27	Tax Distribution	0	10.17	C
12100.2015 2015 Personal Property Taxes			Source Code Total: 48.45	
02/05	Tax Distribution	0	.58	C
02/14	Tax Distribution	0	9.80	C
02/21	Tax Distribution	0	12.72	C
02/26	Tax Distribution	0	25.35	C
12100.2016 2016 Personal Property Taxes			Source Code Total: 919.66	
02/05	Tax Distribution	0	2.79	C
02/05	Tax Distribution	0	.01	C
02/06	Tax Distribution	0	83.04	C
02/12	Tax Distribution	0	7.85	C
02/13	Tax Distribution	0	165.82	C
02/14	Tax Distribution	0	13.45	C
02/19	Tax Distribution	0	16.33	C
02/19	Tax Distribution	0	516.33	C
02/26	Tax Distribution	0	25.83	C
02/27	Tax Distribution	0	.01	C
02/28	Tax Distribution	0	83.27	C
02/28	Tax Distribution	0	4.93	C
12100.2017 2017 Personal Property Taxes			Source Code Total: 1,023.91	
02/03	Tax Distribution	0	127.90	C
02/03	Tax Distribution	0	13.46	C
02/04	Tax Distribution	0	60.37	C
02/05	Tax Distribution	0	3.07	C
02/05	Tax Distribution	0	4.48	C
02/07	Tax Distribution	0	18.61	C
02/13	Tax Distribution	0	184.53	C
02/14	Tax Distribution	0	13.45	C
02/14	Tax Distribution	0	15.20	C
02/19	Tax Distribution	0	17.53	C
02/19	Tax Distribution	0	458.89	C
02/24	Tax Distribution	0	18.20	C
02/26	Tax Distribution	0	25.84	C
02/27	Tax Distribution	0	50.11	C
02/28	Tax Distribution	0	12.27	C
12100.2018 2018 Personal Property Taxes			Source Code Total: 2,984.81	
02/03	Tax Distribution	0	150.42	C
02/03	Tax Distribution	0	60.55	C
02/05	Tax Distribution	0	.01	C
02/06	Tax Distribution	0	14.94	C
02/07	Tax Distribution	0	37.52	C
02/10	Tax Distribution	0	27.63	C
02/11	Tax Distribution	0	112.59	C
02/12	Tax Distribution	0	69.99	C
02/13	Tax Distribution	0	126.31	C
02/13	Tax Distribution	0	193.72	C
02/14	Tax Distribution	0	13.46	C
02/14	Tax Distribution	0	15.18	C
02/18	Tax Distribution	0	24.63	C
02/19	Tax Distribution	0	1.14	C
02/19	Tax Distribution	0	12.86	C
02/19	Tax Distribution	0	442.46	C
02/19	Tax Distribution	0	112.22	C
02/20	Tax Distribution	0	1,158.29	C
02/21	Tax Distribution	0	101.01	C
02/24	Tax Distribution	0	45.54	C



Pinal County Treasurer

Monthly Statement

Date Range: 2/1/2020 to 2/29/2020

02/24	Tax Distribution	0	7.95	C
02/26	Tax Distribution	0	3.77	C
02/26	Tax Distribution	0	25.83	C
02/26	Tax Distribution	0	19.94	C
02/27	Tax Distribution	0	70.40	C
02/28	Tax Distribution	0	136.45	C
12100.2019 2019 Personal Property Taxes			Source Code Total: 30,547.48	
02/03	Tax Distribution	0	461.52	C
02/03	Tax Distribution	0	811.16	C
02/03	Tax Distribution	0	260.89	C
02/04	Tax Distribution	0	105.42	C
02/05	Tax Distribution	0	391.08	C
02/05	Tax Distribution	0	100.26	C
02/05	Tax Distribution	0	32.87	C
02/05	Tax Distribution	0	(1,380.90)	C
02/06	Tax Distribution	0	85.86	C
02/06	Tax Distribution	0	68.96	C
02/06	Tax Distribution	0	452.38	C
02/06	Tax Distribution	0	48.77	C
02/07	Tax Distribution	0	301.57	C
02/07	Tax Distribution	0	27.94	C
02/07	Tax Distribution	0	31.84	C
02/07	Tax Distribution	0	368.03	C
02/10	Tax Distribution	0	338.04	C
02/10	Tax Distribution	0	292.30	C
02/10	Tax Distribution	0	707.67	C
02/10	Tax Distribution	0	128.52	C
02/11	Tax Distribution	0	198.08	C
02/11	Tax Distribution	0	282.66	C
02/12	Tax Distribution	0	289.57	C
02/12	Tax Distribution	0	218.36	C
02/12	Tax Distribution	0	221.00	C
02/13	Tax Distribution	0	739.23	C
02/13	Tax Distribution	0	67.30	C
02/13	Tax Distribution	0	212.59	C
02/14	Tax Distribution	0	659.90	C
02/14	Tax Distribution	0	558.75	C
02/18	Tax Distribution	0	421.23	C
02/18	Tax Distribution	0	471.49	C
02/19	Tax Distribution	0	225.45	C
02/19	Tax Distribution	0	218.36	C
02/19	Tax Distribution	0	1,110.38	C
02/19	Tax Distribution	0	990.00	C
02/19	Tax Distribution	0	797.95	C
02/20	Tax Distribution	0	1,003.80	C
02/20	Tax Distribution	0	671.18	C
02/20	Tax Distribution	0	1,158.30	C
02/21	Tax Distribution	0	200.50	C
02/21	Tax Distribution	0	587.98	C
02/24	Tax Distribution	0	763.58	C
02/24	Tax Distribution	0	772.42	C
02/24	Tax Distribution	0	762.83	C
02/24	Tax Distribution	0	1,743.13	C
02/25	Tax Distribution	0	948.00	C
02/25	Tax Distribution	0	1,388.50	C
02/25	Tax Distribution	0	305.03	C
02/25	Tax Distribution	0	220.54	C

+1380⁹⁰
31,928³⁸



Pinal County Treasurer

Monthly Statement

Date Range: 2/1/2020 to 2/29/2020

02/26	Tax Distribution	0	850.72	C
02/26	Tax Distribution	0	374.54	C
02/26	Tax Distribution	0	237.35	C
02/26	Tax Distribution	0	1,203.24	C
02/26	Tax Distribution	0	1,000.44	C
02/27	Tax Distribution	0	1,151.80	C
02/27	Tax Distribution	0	841.17	C
02/27	Tax Distribution	0	277.11	C
02/28	Tax Distribution	0	178.44	C
02/28	Tax Distribution	0	1,435.95	C
02/28	Tax Distribution	0	1,098.44	C
02/28	Tax Distribution	0	56.01	C
15150.0 Maricopa County Tax Collection			Source Code Total: 154.02	
02/14	Superstition Fire Proceeds from Maricopa Co Wired	0	154.02	C
21100.40 Wells Fargo Bank Investment Interest			Source Code Total: 57.89	
02/03	Investment Interest	0	57.89	C
21100.43 Wells Fargo Trust Investment Interest			Source Code Total: 23.24	
02/04	Investment Interest	0	23.24	C
21100.46 Wells Fargo Investment Investment Interest			Source Code Total: 677.56	
02/03	Investment Interest	0	13.80	C
02/25	Investment Interest	0	233.84	C
02/25	Investment Interest	0	429.92	C
21100.47 WF Money Market Investment Interest			Source Code Total: 192.69	
02/04	Investment Interest	0	192.69	C
21100.48 WF Brokerage Account Investment Interest			Source Code Total: 626.16	
02/18	Investment Interest	0	309.05	C
02/18	Investment Interest	0	317.11	C
21100.55 Multi-Bank Securities Investment Interest			Source Code Total: 162.97	
02/25	Investment Interest	0	162.97	C
21100.70 Vining Sparks Investment Interest			Source Code Total: 2,167.11	
02/10	Investment Interest	0	299.10	C
02/19	Investment Interest	0	285.21	C
02/19	Investment Interest	0	626.84	C
02/19	Investment Interest	0	385.52	C
02/24	Investment Interest	0	38.25	C
02/25	Investment Interest	0	532.19	C
21100.80 Stifel Nicolaus & Company Investment Interest			Source Code Total: 604.34	
02/28	Investment Interest	0	604.34	C
73160.0 Deposits			Source Code Total: 105,433.04	
02/05	100.10.43500.41 L Bruce/inv 5746/ck 1756	0	65.00	C
02/05	100.10.42600.15 F Richardson/inv 5741/ck 30437	0	20.00	C
02/05	100.10.42600.15 Hastings&Hastings/inv 5756/52951	0	20.00	C
02/05	100.10.42600.15 Kent Law PLC/inv 5757/ck 4350	0	20.00	C
02/05	100.10.42600.15 Armada Analytics/inv 5738/ck 9614	0	20.00	C
02/05	100.10.45900.10 L Cascaden/inv 5758/ck 2187	0	30.00	C
02/05	100.10.42500.50 AZ Labor Force/inv 5760/ck 28937	0	20.00	C
02/05	#REF!	0	20.00	C
02/05	100.10.42500.50 Rad A Tat Tattoo/inv 5762/ck 6578	0	20.00	C
02/05	100.10.42500.50 Old Fashioned Pedi's/inv 5736/1137	0	20.00	C
02/05	100.10.42500.50 OM Shanti Invst/inv 5737/ck 2648	0	20.00	C
02/05	100.10.43500.41 R Tomei/inv 5744/CASH A	0	25.00	C
02/05	100.10.43500.41 E Maher/inv 5745/CASH B	0	25.00	C
02/05	100.10.43500.41 D Seifert/inv 5747/CASH C	0	65.00	C
02/05	100.10.42700.50 Sprsttn Fths Baptist/inv 5622/2023	0	100.00	C
02/05	100.10.53965.10 PSPRS/inv 5673/ck 210703	0	663.51	C
02/05	100.10.53965.10 D Montgomery/inv 5671/ck 7701	0	545.84	C
02/05	100.10.53965.10 J Kevin/inv 5751/ck 629008019	0	276.10	C



Pinal County Treasurer

Monthly Statement

Date Range: 2/1/2020 to 2/29/2020

02/05	100.10.42075.41 AZ Ren Fair/inv 5721/ck 17513	0	16,270.03	C
02/05	100.10.42200.41 FLOFD/inv 5714, 19, 20/ck 115621	0	2,751.50	C
02/05	100.10.42200.41 GC Arts Council/inv 5749/ck 3268	0	1,060.56	C
02/07	WIRED MONEY TO GENERAL FUND	0	20.00	C
02/11	WIRED MONEY TO GENERAL FUND	0	73,926.25	C
02/12	WIRED MONEY TO GENERAL FUND	0	.01	C
02/12	100.10.45900.10 GoldieROCKS/inv 5709/ck 7826	0	30.00	C
02/12	100.10.53965.10 P Bourgeois/Inv 5672/ck 4114	0	1,271.58	C
02/12	100.10.43300.50 CITOAJ/inv MULTIPLE/ck 101078	0	2,046.66	C
02/12	100.10.42600.15 Sternberg&Singer/inv 5766/ck 8460	0	20.00	C
02/12	100.10.42500.50 ApacheLandscape/inv 5769/ 12629	0	20.00	C
02/12	100.10.42500.50 HenrysVacuum/inv 5765/ck 382	0	20.00	C
02/12	100.10.42700.50 ABRH/inv 5768/ck 1310657	0	100.00	C
02/12	100.10.42700.50 A&B Auto/inv 5556/ck 4201	0	100.00	C
02/26	100.10.43500.41 M McCollough/inv 5770/CASH A	0	17.00	C
02/26	100.10.42600.15 Hastings&Hastings/inv 5779/53108	0	20.00	C
02/26	100.10.42600.15 LexisNexis/inv 5778/ck 953948411	0	20.00	C
02/26	100.10.42600.15 Levenbaum Tracht/inv 5771/69621	0	20.00	C
02/26	100.10.42600.15 MY AZ Lawyers/inv 5772/ck 6657	0	20.00	C
02/26	100.10.42700.50 Little Einstein/inv 5615/ck 505194	0	100.00	C
02/26	100.10.42200.41 AntennaSites/inv 5773/ck 20247	0	769.00	C
02/26	100.10.42025.41 St of AZ /inv 5755/ck 9568861	0	4,305.00	C
02/27	WIRED MONEY TO GENERAL FUND	0	550.00	C
90400.0 Refund Interest			Source Code Total: (31.04)	
02/05	162862 B99-93-90801 2019 Adjustment/Corr Refund	162862	(31.04)	D
90930.0 Warrants Redeemed			Source Code Total: (784,128.36)	
02/03	Paid Warrants	0	(82.58)	D
02/04	Paid Warrants	0	(3,170.42)	D
02/05	Paid Warrants	0	(18,233.67)	D
02/06	Paid Warrants	0	(21,166.04)	D
02/07	Paid Warrants	0	(78,418.18)	D
02/10	Paid Warrants	0	(6,534.20)	D
02/11	Paid Warrants	0	(23,574.18)	D
02/12	Paid Warrants	0	(15,458.95)	D
02/13	Paid Warrants	0	(4,307.53)	D
02/14	Paid Warrants	0	(3,640.44)	D
02/19	Paid Warrants	0	(7,327.83)	D
02/20	Paid Warrants	0	(3,067.08)	D
02/21	Paid Warrants	0	(3,456.57)	D
02/24	Paid Warrants	0	(5,040.99)	D
02/25	Paid Warrants	0	(10,178.30)	D
02/26	Paid Warrants	0	(579,526.68)	D
02/27	Paid Warrants	0	(623.81)	D
02/28	Paid Warrants	0	(320.91)	D
91220.0 Disbursed by County Treasurer			Source Code Total: (791,285.25)	
02/05	Fire Employees Payroll Direct Deposit	0	(258,134.87)	D
02/05	Fire District Federal & State P/R Taxes	0	(58,469.94)	D
02/05	Fire District 457, union dues, pac	0	(54,183.53)	D
02/20	Fire Employees Payroll Direct Deposit	0	(228,404.48)	D
02/20	Fire District Fed & State P/R Taxes	0	(49,116.16)	D
02/20	Fire District Union Dues, 457, pac	0	(45,020.26)	D
02/20	Fire HSA	0	(9,038.14)	D
02/20	Fire PSPRS	0	(88,917.87)	D
91280.0 Outgoing Wire Fee			Source Code Total: (40.00)	
02/05	Wire Transfer Chg P/R	0	(20.00)	D
02/20	Wire Transfer Chg P/R	0	(20.00)	D
91290.0 Outgoing Wire Surcharge			Source Code Total: (10.00)	



Pinal County Treasurer

Monthly Statement

Date Range: 2/1/2020 to 2/29/2020

02/05	Wire Transfer Chg P/R	0	(5.00)	D
02/20	Wire Transfer Chg P/R	0	(5.00)	D
6116421001 Superstition Fire & Medical District			Ending Balance: 2,927,190.20	

Warrant Detail

Payee Name	Warrant	Amount	Issue Dt	Status	Voucher
6116421001 Superstition Fire & Medical District					Account Total: 1,731,766.85
Fund: 1102					Fund Total: 354,364.96
Status: OUTS					Status Total: 172,630.97 R
PINAL COUNTY COMMUNITY COLLEGE	1102028922	6,642.50	06/12/19	06/12/19	
CADWELL IRREVOCABLE TRUST III	1102029393	275.19	11/20/19	11/21/19	
CINDY ELBERT INSURANCE SERVICE	1102029647	33,159.00	02/12/20	02/12/20	
CTS	1102029649	160.00	02/12/20	02/12/20	
TOSHIBA BUSINESS SOLUTIONS, INC	1102029655	172.16	02/12/20	02/12/20	
AA COOLING AND HEATING LLC	1102029658	2,641.68	02/26/20	02/26/20	
AETNA BEHAVIORAL HEALTH, LLC	1102029659	814.08	02/26/20	02/26/20	
A.F.D.A.	1102029660	676.67	02/26/20	02/26/20	
AMERIGAS PROPANE LP	1102029661	1,760.22	02/26/20	02/26/20	
WATER UTILITIES COMM FD DBA	1102029662	165.56	02/26/20	02/26/20	
ARIZONA WATER COMPANY, INC.	1102029663	796.46	02/26/20	02/26/20	
ARIZONA PPE RECON, INC.	1102029664	562.50	02/26/20	02/26/20	
AT&T CORP	1102029665	943.73	02/26/20	02/26/20	
BRENDEN ESPIE	1102029666	1,875.00	02/26/20	02/26/20	
CENTRAL ARIZONA SUPPLY	1102029667	133.52	02/26/20	02/26/20	
JASON CHAPMAN	1102029668	621.00	02/26/20	02/26/20	
CITY OF APACHE JUNCTION	1102029669	5,277.29	02/26/20	02/26/20	
CITY OF MESA	1102029670	13,216.26	02/26/20	02/26/20	
COOKSON DOOR SALES OF AZ, INC	1102029671	3,488.55	02/26/20	02/26/20	
DELTA DENTAL OF ARIZONA	1102029672	5,380.08	02/26/20	02/26/20	
DELTA DENTAL INSURANCE COMPANY	1102029673	337.36	02/26/20	02/26/20	
DONNOE & ASSOCIATES, INC	1102029674	840.00	02/26/20	02/26/20	
FIRST CALL AUTO & INDUSTRIAL	1102029675	3,423.36	02/26/20	02/26/20	
CSC ELECTRICAL CONTRACTOR, LLC	1102029676	395.84	02/26/20	02/26/20	
FREIGHTLINER OF ARIZONA, LLC	1102029677	674.76	02/26/20	02/26/20	
FRONTIER SHOP SUPPLIES, INC	1102029678	226.52	02/26/20	02/26/20	
GINCO PLUMBING LLC	1102029679	606.39	02/26/20	02/26/20	
LIBERTY WATER COMPANY, INC.	1102029680	50.90	02/26/20	02/26/20	
LIBERTY WATER COMPANY, INC.	1102029681	99.02	02/26/20	02/26/20	
LANDS' END, INC	1102029682	114.25	02/26/20	02/26/20	
L.N. CURTIS & SONS	1102029683	1,873.19	02/26/20	02/26/20	
RICHARD MOONEY	1102029684	243.22	02/26/20	02/26/20	
HFSC - GARY KEITH (NFPA)	1102029685	175.00	02/26/20	02/26/20	
THRASH & DANGLE ENTERPRISES	1102029686	64.00	02/26/20	02/26/20	
PHOENIX TECHNOLOGY SOLUTIONS	1102029687	66.00	02/26/20	02/26/20	
RAY'S PRINTING, INC.	1102029688	164.40	02/26/20	02/26/20	
RIGHT AWAY DISPOSAL, LLC	1102029689	229.18	02/26/20	02/26/20	
RWC INTERNATIONAL, LTD	1102029690	60.92	02/26/20	02/26/20	
STANDARD INSURANCE COMPANY	1102029691	5,207.70	02/26/20	02/26/20	
SUPERSTITIION SAFETY SERV, LLC	1102029692	269.01	02/26/20	02/26/20	
MATLICK ENTERPRISES INC DBA	1102029693	5,324.06	02/26/20	02/26/20	
UNITED HEALTHCARE INSURANCE CO	1102029695	72,627.08	02/26/20	02/26/20	
VISION SERVICE PLAN	1102029696	797.36	02/26/20	02/26/20	
Status: PAID					Status Total: 181,733.99
ARIZONA FIRE SRVC MECH ASSOC	1102029531	240.00	01/08/20	02/21/20	
APACHE JUNCTION UNIFIED	1102029554	5,156.11	01/15/20	02/11/20	
RYAN PHILLIPS	1102029570	82.58	01/15/20	02/03/20	
TOSHIBA BUSINESS SOLUTIONS, INC	1102029577	166.16	01/15/20	02/04/20	
THE WORKING GROUP	1102029578	4,666.66	01/15/20	02/11/20	
AA COOLING AND HEATING LLC	1102029583	1,690.02	01/28/20	02/06/20	
AETNA BEHAVIORAL HEALTH, LLC	1102029584	814.08	01/28/20	02/05/20	



Pinal County Treasurer

Monthly Statement

Date Range: 2/1/2020 to 2/29/2020

WATER UTILITIES COMM FD DBA	1102029585	178.47	01/28/20	02/10/20
ARIZONA WATER COMPANY, INC.	1102029586	844.58	01/28/20	02/06/20
AHS RESCUE LLC	1102029587	2,392.03	01/28/20	02/19/20
ARIZONA PPE RECON, INC.	1102029588	190.00	01/28/20	02/04/20
AT&T CORP	1102029589	943.73	01/28/20	02/06/20
CITY OF APACHE JUNCTION	1102029590	5,301.82	01/28/20	02/07/20
CITY OF MESA	1102029591	11,224.00	01/28/20	02/06/20
CYMA SYSTEMS INC	1102029592	299.39	01/28/20	02/06/20
DELTA DENTAL OF ARIZONA	1102029593	5,380.06	01/28/20	02/10/20
DELTA DENTAL INSURANCE COMPANY	1102029594	353.24	01/28/20	02/06/20
NATHANIEL ERICKSON	1102029595	370.87	01/28/20	02/12/20
FIRST CALL AUTO & INDUSTRIAL	1102029596	941.45	01/28/20	02/10/20
FRONTIER SHOP SUPPLIES, INC	1102029597	34.22	01/28/20	02/10/20
GALLOWAY ASSET MANAGEMENT, LLC	1102029598	712.50	01/28/20	02/14/20
GINCO PLUMBING LLC	1102029599	166.67	01/28/20	02/05/20
LIBERTY WATER COMPANY, INC.	1102029600	45.90	01/28/20	02/04/20
LIBERTY WATER COMPANY, INC.	1102029601	103.48	01/28/20	02/04/20
GREEN & BAKER LTD	1102029602	720.00	01/28/20	02/11/20
HENRY & HORNE, LLP	1102029603	13,000.00	01/28/20	02/05/20
MAGIC PEST CONTROL	1102029604	331.40	01/28/20	02/05/20
CADWELL IRREVOCABLE TRUST III	1102029605	275.19	01/28/20	02/06/20
RIGHT AWAY DISPOSAL, LLC	1102029606	229.18	01/28/20	02/06/20
RV STRIPES & GRAPHICS, INC.	1102029607	27.52	01/28/20	02/12/20
STANDARD INSURANCE COMPANY	1102029608	5,207.70	01/28/20	02/06/20
SUPERSTITION SAFETY SERV, LLC	1102029609	99.01	01/28/20	02/06/20
MATLICK ENTERPRISES INC DBA	1102029610	3,413.81	01/28/20	02/05/20
UNIFIRST CORPORATION	1102029612	976.41	01/28/20	02/07/20
UNITED HEALTHCARE INSURANCE CO	1102029613	72,139.95	01/28/20	02/07/20
VISION SERVICE PLAN	1102029614	797.36	01/28/20	02/04/20
WAXIE'S ENTERPRISES, INC	1102029615	1,867.52	01/28/20	02/04/20
WELLS FARGO BARNK, N.A.	1102029616	507.71	01/28/20	02/05/20
ADR HARDWARE, LLC	1102029617	11.60	02/05/20	02/12/20
ARIZONA WATER COMPANY, INC.	1102029618	194.93	02/05/20	02/13/20
ARIZONAWATERCONDITIONING DBA	1102029619	405.83	02/05/20	02/14/20
BOUND TREE MEDICAL LLC	1102029620	605.28	02/05/20	02/12/20
COOKSON DOOR SALES OF AZ, INC	1102029621	666.00	02/05/20	02/12/20
EMPIRE SOUTHWEST, LLC	1102029622	197.28	02/05/20	02/14/20
FLEETPRIDE, INC	1102029623	291.32	02/05/20	02/12/20
FREIGHTLINER OF ARIZONA, LLC	1102029624	492.24	02/05/20	02/11/20
WEX BANK DBA	1102029625	1,028.87	02/05/20	02/14/20
HUGHES FIRE EQUIPMENT, INC.	1102029626	3,325.93	02/05/20	02/13/20
MEDIACOM	1102029627	5,691.84	02/05/20	02/12/20
MEDIACOM	1102029628	344.26	02/05/20	02/11/20
MESA DISCOUNT, INC	1102029629	756.67	02/05/20	02/13/20
JULANNA RITSCHEL	1102029630	206.40	02/05/20	02/12/20
PINAL COUNTY RECORDER'S OFFICE	1102029631	30.00	02/05/20	02/13/20
RAY'S PRINTING, INC.	1102029632	759.53	02/05/20	02/12/20
REDBURN TIRE COMPANY, INC.	1102029633	1,772.58	02/05/20	02/21/20
SALT RIVER PROJECT	1102029634	3,167.17	02/05/20	02/12/20
SOUTHWEST GAS CORPORATION	1102029635	180.76	02/05/20	02/12/20
SUPERSTITION MOUNTAINS CFD #1	1102029636	128.70	02/05/20	02/12/20
MATLICK ENTERPRISES INC DBA	1102029637	1,701.96	02/05/20	02/12/20
UNIFIRST CORPORATION	1102029638	927.67	02/05/20	02/14/20
POWER ACQUISITION, LLC.	1102029639	1,650.72	02/05/20	02/11/20
AFLAC	1102029640	4,779.68	02/12/20	02/24/20
ARIZONA PPE RECON, INC.	1102029641	194.50	02/12/20	02/19/20
BOUND TREE MEDICAL LLC	1102029642	144.27	02/12/20	02/19/20
BUD'S BULK ICE SERVICE, INC	1102029643	261.31	02/12/20	02/24/20
CHASE	1102029644	(R) 4,597.03	02/12/20	02/19/20
CITY OF MESA	1102029648	194.00	02/12/20	02/26/20
ST HELEN AUTO & HARDWARE, INC.	1102029650	623.81	02/12/20	02/27/20
KANSAS STATE BANK OF MANHATTAN	1102029651	158.41	02/12/20	02/20/20
L.N. CURTIS & SONS	1102029652	432.32	02/12/20	02/20/20



Pinal County Treasurer

Monthly Statement

Date Range: 2/1/2020 to 2/29/2020

CENTURYLINK	1102029653	175.71	02/12/20	02/21/20
CENTURYLINK	1102029654	1,268.28	02/12/20	02/21/20
MATLICK ENTERPRISES INC DBA	1102029656	874.51	02/12/20	02/20/20
VERIZON WIRELESS SERVICES LLC	1102029657	1,601.84	02/12/20	02/20/20
Fund: 1103				Fund Total: 1,377,401.89
Status: OUTS				Status Total: 195,458.58 L
PUBLIC SAFETY PERSONNEL RETIREMENT SYSTEM	1103018222	89,365.16	02/21/20	02/20/20
PUBLIC SAFETY PERSONNEL RETIREMENT SYSTEM	1103018223	106,093.42	02/21/20	02/20/20
Status: PAID				Status Total: 602,394.37
PUBLIC SAFETY PERSONNEL RETIREMENT SYSTEM	1103018207	92,867.35	01/24/20	02/26/20
ARIZONA STATE RETIREMENT SYSTEM	1103018209	8,938.92	02/07/20	02/11/20
AZ FF RETIREE HEALTH TRUST FUND	1103018210	1,650.00	02/07/20	02/12/20
PUBLIC SAFETY PERSONNEL RETIREMENT SYSTEM	1103018211	100,769.70	02/07/20	02/26/20
SUPPORT PAYMENT CLEARINGHOUSE	1103018212	1,605.27	02/07/20	02/11/20
US DEPARTMENT OF EDUCATION	1103018213	368.29	02/07/20	02/14/20
PUBLIC SAFETY PERSONNEL RETIREMENT SYSTEM	1103018214	99,895.21	02/07/20	02/26/20
PUBLIC SAFETY PERSONNEL RETIREMENT SYSTEM	1103018215	89,640.18	02/07/20	02/26/20
PUBLIC SAFETY PERSONNEL RETIREMENT SYSTEM	1103018216	96,538.34	02/07/20	02/26/20
PUBLIC SAFETY PERSONNEL RETIREMENT SYSTEM	1103018217	98,016.63	02/07/20	02/26/20
ARIZONA STATE RETIREMENT SYSTEM	1103018218	8,553.30	02/21/20	02/25/20
US DEPARTMENT OF EDUCATION	1103018219	320.91	02/21/20	02/28/20
AZ FF RETIREE HEALTH TRUST FUND	1103018220	1,625.00	02/21/20	02/25/20
SUPPORT PAYMENT CLEARINGHOUSE	1103018221	1,605.27	02/21/20	02/26/20
Status: VOID				Status Total: 579,548.94
PUBLIC SAFETY PERSONNEL RETIREMENT SYSTEM	1103018176	99,895.21	11/01/19	02/05/20
PUBLIC SAFETY PERSONNEL RETIREMENT SYSTEM	1103018182	89,640.18	11/15/19	02/05/20
PUBLIC SAFETY PERSONNEL RETIREMENT SYSTEM	1103018187	96,538.34	11/29/19	02/05/20
PUBLIC SAFETY PERSONNEL RETIREMENT SYSTEM	1103018192	98,016.63	12/13/19	02/05/20
PUBLIC SAFETY PERSONNEL RETIREMENT SYSTEM	1103018197	89,365.16	12/27/19	02/20/20
PUBLIC SAFETY PERSONNEL RETIREMENT SYSTEM	1103018202	106,093.42	01/10/20	02/20/20
	Count	Amount		
Total OUTS:	45	368,089.55		
Total PAID:	88	784,128.36		
Total VOID:	6	579,548.94		



**Superstition Fire & Medical District
General (Fund 100) Cash Reconciliation
Fiscal Year 2019 - 2020
1/31/2020**

	Deposits (Cash Receipts)	Cash Disbursements	Refunded Taxes	Book Balance	
Book Balance as of: 1/1/2020				<u>(2,297,511.92)</u>	BB
Activity During the Month					
Journal Entries:					
Interest Income (Expense):	4,182.49			4,182.49	(A)
Cash Receipts					
2015 Real Estate Taxes				-	
2016 Real Estate Taxes				-	(B)
2017 Real Estate Taxes				0.00	
2018 Real Estate Taxes			(245.00)	10,038.30	
2019 Real Estate Taxes			(1,037.61)	343,423.65	
2008 Pers. Prop. Taxes				0.00	
2009 Pers. Prop. Taxes				0.00	
2010 Pers. Prop. Taxes				9.13	
2011 Pers. Prop. Taxes				61.85	
2012 Pers. Prop. Taxes				0.00	(C)
2013 Pers. Prop. Taxes				30.97	
2014 Pers. Prop. Taxes				13.87	
2015 Pers. Prop. Taxes				144.53	
2016 Pers. Prop. Taxes			(0.01)	508.61	
2017 Pers. Prop. Taxes				689.93	
2018 Pers. Prop. Taxes				2,170.42	
2019 Pers. Prop. Taxes			(240.48)	25,928.08	
SRP Contributions				-	
FDAT				0.00	
Maricopa County Taxes				920.38	(D)
Deposits				11,578.75	(E)
Revenue Transfer				678.48	(F)
Cash Disbursements					
A) Accounts Payable Activity		(141,736.86)		(141,736.86)	(G)
B) Payroll Activity		(950,735.48)		(950,735.48)	(H)
C) Payroll Wire Fees		(50.00)		(50.00)	(I)
D) Stop Payment Fee				-	
D) Transfer In / Out				-	
D) Transfer In / Out				-	
D) Transfer In / Out				-	
E) Refund Interest		(4.72)		(4.72)	(J)
	<u>\$401,902.54</u>	<u>(1,092,527.06)</u>		<u>(2,989,659.54)</u>	BB-Feb
Pinal County Bank Balance					
Ending Bank Balance as of: 1/31/2020		Balance from YTD Column		<u>3,982,072.40</u>	(K)
Less: Line of Credit Advances					
Less: Line of Credit Interest					
Plus: Line of Credit Payments					
Less: Outstanding Warrants					
Plus: Deposits in book / not in bank			A/P (148,808.47)	(821,224.76)	(L)
Plus: Transit in transit			Payroll (672,416.29)	(80.00)	(M)
			80.00	80.00	(N)
				0.00	
				<u>3,160,927.64</u>	
				Cash Balance in Payroll Clearing Account 100.00	(O)
				Cash Balance in Electronic / ACH Clearing Account 0.00	
				Petty Cash 100.00	
				<u>3,161,127.64</u>	
Prepared by: <i>[Signature]</i> 2/3/2020				Balance per B/S <u>3,161,127.64</u>	(P)
Reviewed by: <i>[Signature]</i> 2/4/2020				Difference 0.00	



Pinal County Treasurer Treasurer Receipt

Control No. 343752
 Receipt No. 277985

Receipt Date: 2/14/2020 **Cash:** \$0.00 **Submitted By:** McMinn, Linette
Total Amount: \$154.02 **Check:** \$0.00 **Department:** PC Treasurer
Revised Date: No Change Made **Wire/Direct Deposit:** \$154.02 **Posted By:** Cheryl Petrimoulx
Credit Card: \$0.00

GL	Source	Cost	Object	Subsid	Subled	Type	Notes	Amount
6116421001	15150.0						Superstition Fire Proceeds from Maricopa Co Wired 02/14/2020	\$154.02

(D)

CASH RECEIPTS

February 2020 M & O DEPOSITS

Date	Control #	Amount	Account #	Description
2/5/2020		25.00	100.10.43500.41	R Tomel/inv 5744/CASH A ✓
		25.00	100.10.43500.41	E Maher/inv 5745/CASH B ✓
		65.00	100.10.43500.41	D Seifert/inv 5747/CASH C ✓
		65.00	100.10.43500.41	L Bruce/inv 5746/ck 1756 ✓
		20.00	100.10.42600.15	F Richardson/inv 5741/ck 30437 ✓
		20.00	100.10.42600.15	Hastings&Hastings/inv 5756/52951 ✓ Jan
		20.00	100.10.42600.15	Kent Law PLC/inv 5757/ck 4350 ✓
		20.00	100.10.42600.15	Armada Analytics/inv 5738/ck 9814 ✓ Jan
		30.00	100.10.45900.10	L Cascaden/inv 5758/ck 2187 ✓
		20.00	100.10.42500.50	AZ Labor Force/inv 5780/ck 28937 ✓
		20.00	100.10.42500.50	Rad A Tat Tattoo/inv 5762/ck 6578 ✓
		20.00	100.10.42500.50	The Biodetox Center/inv 5761/1292 ✓
		20.00	100.10.42500.50	Old Fashioned Pedi's/inv 5736/1137 ✓ Jan
		20.00	100.10.42500.50	OM Shanti Invest/inv 5737/ck 2648 ✓ Jan
		390.00		E-1
2/5/2020		100.00	100.10.42700.50	Sprstln Fths Baptist/inv 5622/20231 ✓
		663.51	100.10.53965.10	PSPRS/inv 5673/ck 210703 ✓
		545.84	100.10.53965.10	D Montgomery/inv 5871/ck 7701 ✓
		276.10	100.10.53965.10	J Kevin/inv 5751/ck 629008019 ✓
		16,270.03	100.10.42075.41	AZ Ren Fair/inv 5721/ck 17513 ✓
		2,751.50	100.10.42200.41	FLOFD/inv 5714, 19, 20/ck 115621 ✓
		1,060.56	100.10.42200.41	GC Arts Council/inv 5749/ck 3268 ✓
		21,667.54		E-1
2/6/2020		20.00	100.10.42600.15	J Zimmer - Pandanus Consulting / Inv 5748 / CC ✓
		20.00		Wire Transfer E-2
2/12/2020		20.00	100.10.42600.15	Sternberg&Singer/inv 5766/ck 8460 ✓
		20.00	100.10.42500.50	ApacheLandscape/inv 5769/ 12629 ✓
		20.00	100.10.42500.50	Henry's Vacuum/inv 5785/ck 382 ✓
		100.00	100.10.42700.50	ABRH/inv 5768/ck 1310857 ✓
		100.00	100.10.42700.50	A&B Auto/inv 5556/ck 4201 ✓
		30.00	100.10.45900.10	GoldieROCKS/inv 5709/ck 7826 ✓
		1,271.58	100.10.53965.10	P Bourgeois/inv 5672/ck 4114 ✓
		2,046.66	100.10.43300.50	CITOA/inv MULTIPLE/ck 101078 ✓
		3,608.24		E-1
2/11/2020		73,926.26		SAFER Grant ✓
		73,926.26		Wire Transfer E-3
2/26/2020		17.00	100.10.43500.41	M McCollough/inv 5770/CASH A ✓
		20.00	100.10.42600.15	Hastings&Hastings/inv 5779/53108 ✓
		20.00	100.10.42600.15	LexisNexis/inv 5778/ck 953948411 ✓
		20.00	100.10.42600.15	Levenbaum Tracht/inv 5771/69621 ✓
		20.00	100.10.42600.15	MY AZ Lawyers/inv 5772/ck 6657 ✓
		100.00	100.10.42700.50	Little Einstein/inv 5615/ck 5051947 ✓
		769.00	100.10.42200.41	AntennaSites/inv 5773/ck 20247 ✓
		4,305.00	100.10.42025.41	St of AZ /inv 5755/ck 9568861 ✓
		5,271.00		E-1
2/27/2020		250.00	100.10.42700.50	Brown's Amusements / inv 5767 / CC ✓
		300.00	100.10.42700.50	Metro Fire - Mammoth Steak House / inv 5763 / CC ✓
		550.00		Wire Transfer E-4
February 2020 Totals		105,433.04		

(E)

Superstition Fire & Medical District

AR Payment Register (Detail)

Bank ID: Equal To D

Check No. / Payment ID	Payee Name / Customer Name	Invoice No. / Account Number	Amount Paid
BANK: D - M & O GENERAL FUND CHECKING			
DEPOSIT: 2,743 DATE: 02/01/20			
CASH	(ONETIMECUST)	Cash Invoice : 005744	\$25.00 \$25.00
			CASH TOTAL: \$25.00 ✓
CASH	(ONETIMECUST)	Cash Invoice : 005745	\$25.00 \$25.00
			CASH TOTAL: \$25.00 ✓
1756	(ONETIMECUST) (ONETIMECUST)	Check Invoice : 005746 Invoice : 005746	\$65.00 \$50.00 \$15.00
			CHECK # 1756 TOTAL: \$65.00 ✓
CASH	(ONETIMECUST) (ONETIMECUST)	Cash Invoice : 005747 Invoice : 005747	\$65.00 \$50.00 \$15.00
			CASH TOTAL: \$65.00 ✓
			DEPOSIT 2,743 TOTAL: \$180.00
DEPOSIT: 2,744 DATE: 02/04/20			
52951	(ONETIMECUST)	Check Invoice : 005756	\$20.00 \$20.00
			CHECK # 52951 TOTAL: \$20.00 ✓
4350	(ONETIMECUST)	Check Invoice : 005757	\$20.00 \$20.00
			CHECK # 4350 TOTAL: \$20.00 ✓
2187	(ONETIMECUST)	Check Invoice : 005758	\$30.00 \$30.00
			CHECK # 2187 TOTAL: \$30.00 ✓
			DEPOSIT 2,744 TOTAL: \$70.00
DEPOSIT: 2,745 DATE: 02/05/20			
28937	(ONETIMECUST)	Check Invoice : 005760	\$20.00 \$20.00
			CHECK # 28937 TOTAL: \$20.00 ✓
1292	(ONETIMECUST)	Check Invoice : 005761	\$20.00 \$20.00
			CHECK # 1292 TOTAL: \$20.00 ✓
6578	(ONETIMECUST)	Check Invoice : 005762	\$20.00 \$20.00
			CHECK # 6578 TOTAL: \$20.00 ✓
			DEPOSIT 2,745 TOTAL: \$60.00
DEPOSIT: 2,747 DATE: 02/05/20			
20231	Sprstrn Fths Baptist/5622/20231 (ONETIMECUST)	Check Invoice : 005622	\$100.00 \$100.00
			CHECK # 20231 TOTAL: \$100.00 ✓
210703	PSPRS/inv 5673/ck 210703 Public Safety Retirement Sys. (PSPRS/COBRA) Public Safety Retirement Sys. (PSPRS/COBRA) Public Safety Retirement Sys. (PSPRS/COBRA)	Check Invoice : 005673 Invoice : 005673 Invoice : 005673	\$663.51 \$143.51 \$260.00 \$260.00
			CHECK # 210703 TOTAL: \$663.51 ✓
7701	D Montgomery/5671/ck 7701 Dave Montgomery (MONTD)	Check Invoice : 005671	\$545.84 \$545.84

Superstition Fire & Medical District
AR Payment Register (Detail)
 Bank ID: Equal To D

Check No. / Payment ID	Payee Name / Customer Name	Invoice No. / Account Number	Amount Paid
BANK: D - M & 0 GENERAL FUND CHECKING			(CONTINUED)
DEPOSIT: 2,747 DATE: 02/05/20			CHECK # 7701 TOTAL: \$545.84 ✓
629008019	J Kevin/5751/629008019 John Kevin (KEVINJO)	Check Invoice : 005751	\$276.10 \$276.10
			CHECK # 629008019 TOTAL: \$276.10 ✓
17513	AZ Ren Fair/inv 5721/ck 17513 Arizona Renaissance Festival (ARIRF)	Check Invoice : 005721	\$16,270.03 \$16,270.03
			CHECK # 17513 TOTAL: \$16,270.03 ✓
115621	FLOFD/inv 5714,19,20/115621 Florence Fire Department (FLOFD) Florence Fire Department (FLOFD) Florence Fire Department (FLOFD) Florence Fire Department (FLOFD) Florence Fire Department (FLOFD) Florence Fire Department (FLOFD) Florence Fire Department (FLOFD) Florence Fire Department (FLOFD) Florence Fire Department (FLOFD) Florence Fire Department (FLOFD) Florence Fire Department (FLOFD) Florence Fire Department (FLOFD) Florence Fire Department (FLOFD) Florence Fire Department (FLOFD) Florence Fire Department (FLOFD) Florence Fire Department (FLOFD) Florence Fire Department (FLOFD) Florence Fire Department (FLOFD) Florence Fire Department (FLOFD)	Check Invoice : 005714 Invoice : 005719 Invoice : 005720 Invoice : 005714 Invoice : 005719 Invoice : 005719 Invoice : 005719 Invoice : 005719 Invoice : 005719 Invoice : 005719 Invoice : 005719 Invoice : 005719 Invoice : 005719 Invoice : 005719 Invoice : 005719 Invoice : 005719 Invoice : 005719 Invoice : 005719 Invoice : 005719	\$2,751.50 \$128.00 \$1,460.00 \$73.00 \$365.00 \$146.00 \$28.64 \$104.62 \$21.72 \$46.31 \$19.27 \$37.53 \$74.89 \$26.51 \$11.21 \$151.24 \$4.10 \$10.82 \$20.97 \$21.67
			CHECK # 115621 TOTAL: \$2,751.50 ✓
3268	GC Arts Council/5749/3268 Gold Canyon Arts Council (GCAC) Gold Canyon Arts Council (GCAC)	Check Invoice : 005749 Invoice : 005749	\$1,060.56 \$568.48 \$492.08
			CHECK # 3268 TOTAL: \$1,060.56 ✓
DEPOSIT 2,747 TOTAL: \$21,667.54			
DEPOSIT: 2,748 DATE: 02/06/20			
70376804	J Zimmer-Pandanus Cons/5748/CC (ONETIMECUST)	Credit Card Invoice : 005748	\$20.00 \$20.00
			CREDIT CARD # 70376804 TOTAL: \$20.00 ✓
			DEPOSIT 2,748 TOTAL: \$20.00
DEPOSIT: 2,749 DATE: 02/06/20			
382	(ONETIMECUST)	Check Invoice : 005765	\$20.00 \$20.00
			CHECK # 382 TOTAL: \$20.00 ✓
8460	(ONETIMECUST)	Check Invoice : 005766	\$20.00 \$20.00
			CHECK # 8460 TOTAL: \$20.00 ✓
			DEPOSIT 2,749 TOTAL: \$40.00
DEPOSIT: 2,750 DATE: 02/11/20			
01310657	(ONETIMECUST)	Check Invoice : 005768	\$100.00 \$100.00
			CHECK # 01310657 TOTAL: \$100.00 ✓
12629		Check	\$20.00

Superstition Fire & Medical District

AR Payment Register (Detail)

Bank ID: Equal To D

Check No. / Payment ID	Payee Name / Customer Name	Invoice No. / Account Number	Amount Paid
BANK: D - M & 0 GENERAL FUND CHECKING			
DEPOSIT: 2,750	DATE: 02/11/20		(CONTINUED)
	(ONETIMECUST)	Invoice : 005769	\$20.00
		CHECK # 12629 TOTAL:	\$20.00 ✓
		DEPOSIT 2,750 TOTAL:	\$120.00
DEPOSIT: 2,751	DATE: 02/12/20		
CASH	(ONETIMECUST)	Cash Invoice : 005770	\$17.00 \$17.00
		CASH TOTAL:	\$17.00 ✓
		DEPOSIT 2,751 TOTAL:	\$17.00
DEPOSIT: 2,753	DATE: 02/12/20		
4201	A&BAuto/inv 5556/ck 4201 (ONETIMECUST)	Check Invoice : 005556	\$100.00 \$100.00
		CHECK # 4201 TOTAL:	\$100.00 ✓
7826	GoldieROCKS/inv 5709/ck 7826 (ONETIMECUST)	Check Invoice : 005709	\$30.00 \$30.00
		CHECK # 7826 TOTAL:	\$30.00 ✓
4114	P Bourgeois/inv 5672/ck 4114 Paul Bourgeois (BOUP)	Check Invoice : 005672	\$1,271.58 \$1,271.58
		CHECK # 4114 TOTAL:	\$1,271.58 ✓
101078	CITOAJ/inv MULTIPLE/101078 City of Apache Junction (CITOAJ) City of Apache Junction (CITOAJ) City of Apache Junction (CITOAJ) City of Apache Junction (CITOAJ) City of Apache Junction (CITOAJ) City of Apache Junction (CITOAJ) City of Apache Junction (CITOAJ) City of Apache Junction (CITOAJ) City of Apache Junction (CITOAJ) City of Apache Junction (CITOAJ) City of Apache Junction (CITOAJ) City of Apache Junction (CITOAJ)	Check Invoice : 2019-00245 Invoice : 2019-00295 Invoice : 2019-00362 Invoice : 2019-00412 Invoice : 2019-00416 Invoice : 2019-00363 Invoice : 2019-00425 Invoice : 2019-00496 Invoice : 2019-00534 Invoice : 2019-00579 Invoice : 2019-00578 Invoice : 2018-00162A	\$2,046.66 \$309.60 \$299.70 \$137.31 \$100.00 \$100.00 \$100.00 \$100.00 \$100.00 \$100.00 \$100.00 \$100.00 \$100.00 \$500.05
		CHECK # 101078 TOTAL:	\$2,046.66 ✓
		DEPOSIT 2,753 TOTAL:	\$3,448.24
DEPOSIT: 2,754	DATE: 02/13/20		
69621	(ONETIMECUST)	Check Invoice : 005771	\$20.00 \$20.00
		CHECK # 69621 TOTAL:	\$20.00 ✓
6657	(ONETIMECUST)	Check Invoice : 005772	\$20.00 \$20.00
		CHECK # 6657 TOTAL:	\$20.00 ✓
		DEPOSIT 2,754 TOTAL:	\$40.00
DEPOSIT: 2,755	DATE: 02/24/20		
0953948411	(ONETIMECUST)	Check Invoice : 005778	\$20.00 \$20.00
		CHECK # 0953948411 TOTAL:	\$20.00 ✓
53108	(ONETIMECUST)	Check Invoice : 005779	\$20.00 \$20.00
		CHECK # 53108 TOTAL:	\$20.00 ✓

Superstition Fire & Medical District

AR Payment Register (Detail)

Bank ID: Equal To D

Check No. / Payment ID	Payee Name / Customer Name	Invoice No. / Account Number	Amount Paid
------------------------	----------------------------	------------------------------	-------------

BANK: D - M & 0 GENERAL FUND CHECKING

DEPOSIT 2,755 TOTAL: \$40.00

DEPOSIT: 2,756 DATE: 02/26/20

5575, 5575R	Metro Fire / Mammoth (ONETIMECUST)	Transfer	\$0.00
	(ONETIMECUST)	Invoice : 005775	\$200.00
	(ONETIMECUST)	Invoice : 005775R	-\$100.00
	(ONETIMECUST)	Invoice : 005775R	-\$200.00
	(ONETIMECUST)	Invoice : 005775	\$100.00
TRANSFER TOTAL:			\$0.00
DEPOSIT 2,756 TOTAL:			\$0.00

DEPOSIT: 2,758 DATE: 02/26/20

5051947	LittleEinstein/inv 5615/505197 (ONETIMECUST)	Check	\$100.00
		Invoice : 005615	\$100.00
CHECK # 5051947 TOTAL:			\$100.00 ✓
20247	Antenna Sites/inv 5773/20247 Antenna Sites, Inc. (ANTSIT)	Check	\$769.00
		Invoice : 005773	\$769.00
CHECK # 20247 TOTAL:			\$769.00 ✓
9568861	AZ Dept Forestry/5755/9568861 AZ Department of Forestry (AZFORFM) AZ Department of Forestry (AZFORFM)	Check	\$4,305.00
		Invoice : 005755	\$3,390.00
		Invoice : 005755	\$915.00
CHECK # 9568861 TOTAL:			\$4,305.00 ✓
DEPOSIT 2,758 TOTAL:			\$5,174.00

DEPOSIT: 2,759 DATE: 02/27/20

71447385	Brown Amusement/5767/cc (ONETIMECUST)	Credit Card	\$250.00
	(ONETIMECUST)	Invoice : 005767	\$200.00
		Invoice : 005767	\$50.00
CREDIT CARD # 71447385 TOTAL:			\$250.00 ✓
71476524	Metro Fire-Mammoth Steak/5763 (ONETIMECUST)	Credit Card	\$300.00
	(ONETIMECUST)	Invoice : 005763	\$200.00
	(ONETIMECUST)	Invoice : 005763	\$100.00
CREDIT CARD # 71476524 TOTAL:			\$300.00 ✓
DEPOSIT 2,759 TOTAL:			\$550.00

DEPOSIT: 2,760 DATE: 02/26/20

1902907661	(ONETIMECUST)	Check	\$20.00
		Invoice : 005789	\$20.00
CHECK # 1902907661 TOTAL:			\$20.00
DEPOSIT 2,760 TOTAL:			\$20.00

TOTAL FOR BANK ID: D \$31,446.78

GRAND TOTAL OF ALL CHECKS: \$30,744.78

GRAND TOTAL OF ALL CREDIT CARDS: \$570.00

GRAND TOTAL OF ALL CASH: \$132.00

GRAND TOTAL OF ALL EFT: \$0.00

(M) in hand

Superstition Fire & Medical District

AR Payment Register (Detail)

Bank ID: Equal To D

Check No. / Payment ID	Payee Name / Customer Name	Invoice No. / Account Number	Amount Paid
------------------------	----------------------------	------------------------------	-------------

GRAND TOTAL OF ALL PAYMENTS:	\$31,446.78
------------------------------	-------------

GRAND TOTAL OF ALL ADJUSTMENTS:	\$0.00
---------------------------------	--------

COMBINED TOTAL:	\$31,446.78
-----------------	-------------

E-1

0 • C

	31,446.78	+
Jan in transit	80.00	+
Feb in transit	20.00	-
SAPOL	73,926.26	+
Grant	105,433.04	*

(E)



Control No.

343407

Pinal County Treasurer Pending Treasurer Receipt

Treasurer's Office Use Receipt No.: _____ Posted By: _____

Receipt Date: 2/6/2020 Cash: \$0.00 Submitted By: JenniferBurke1
 Total Amount: \$20.00 Check: \$0.00 Department: Superstition Fire & Medical District
 Wire/Direct Deposit: \$20.00
 Credit Card: \$0.00

GL	Source	Cost	Object	Subsid	Subled	Type	Notes	Amount
6116421001	73160.0						WIRED MONEY TO GENERAL FUND	\$20.00

E-a



Pinal County Treasurer Pending Treasurer Receipt

Control No. 343140

Treasurer's Office Use

Receipt No.: _____

Posted By: _____

Receipt Date: 1/30/2020 Cash: \$0.00 Submitted By: JenniferBurke1
 Total Amount: \$73,926.25 Check: \$0.00 Department: Superstition Fire & Medical District
 Wire/Direct Deposit: \$73,926.25
 Credit Card: \$0.00

GL	Source	Cost	Object	Subsid	Subled	Type	Notes	Amount
6116421001	73160.0						WIRED MONEY TO GENERAL FUND	\$73,926.25

E-3



Pinal County Treasurer

Pending Treasurer Receipt

Control No. 343641

Treasurer's Office Use

Receipt No.: _____

Posted By: _____

Receipt Date: 2/12/2020 Cash: \$0.00 Submitted By: JenniferBurke1
 Total Amount: \$0.01 Check: \$0.00 Department: Superstition Fire & Medical District
 Wire/Direct Deposit: \$0.01
 Credit Card: \$0.00

GL	Source	Cost	Object	Subsid	Subled	Type	Notes	Amount
6116421001	73160.0						WIRED MONEY TO GENERAL FUND	\$0.01

f-3



Pinal County Treasurer

Pending Treasurer Receipt

Control No. 344293

Treasurer's Office Use
Receipt No.: _____
Posted By: _____

Receipt Date: 2/27/2020 **Cash:** \$0.00 **Submitted By:** JenniferBurke1
Total Amount: \$550.00 **Check:** \$0.00 **Department:** Superstition Fire & Medical District
Wire/Direct Deposit: \$550.00
Credit Card: \$0.00

GL	Source	Cost	Object	Subsid	Subled	Type	Notes	Amount
6116421001	73160.0						WIRED MONEY TO GENERAL FUND	\$550.00

e-4

Superstition Fire & Medical District
GL Account Ledger - Detail By Period
2/1/2020 through 2/29/2020

Batch	Journal	Entry #	Date	Job	Document	Description	Debits	Credits	Balance
100-10-10150-10									
17373	PR	768675	02/07/20		18209 - 43270	Payroll All Freq 2/2/2020	-	800,902.31	(\$6,824,972.05)
17368	Z	768568	02/07/20		JE0201	Void PSPRS check 18176 - reissue	99,895.21	-	(7,525,874.36)
17368	Z	768569	02/07/20		JE0201	Void PSPRS check 18182 - reissue	89,640.18	-	(7,525,979.15)
17368	Z	768570	02/07/20		JE0201	Void PSPRS check 18187 - reissue	96,538.34	-	(7,436,338.97)
17368	Z	768571	02/07/20		JE0201	Void PSPRS check 18192 - reissue	98,016.63	-	(7,339,800.63)
17381	J	768940	02/07/20		JE0204	Paydate 02.07.20 Rcls	-	58,469.94	(7,241,784.00)
17381	J	768947	02/07/20		JE0204	Paydate 02.07.20 Rcls	-	8,838.63	(7,300,253.94)
17385	PR	769052	02/21/20		18218 - 43418	Payroll All Freq 2/16/2020	-	480,987.80	(7,309,092.57)
17390	Z	769367	02/21/20		JE 0206	Void PSPRS check 18197	89,365.16	-	(7,790,080.37)
17390	Z	769368	02/21/20		JE 0206	Void PSPRS check 18202	106,093.42	-	(7,700,715.21)
17396	J	769398	02/21/20		JE0207	Paydate 02/21/20 Rcls	-	49,116.16	(7,594,621.79)
17396	J	769405	02/21/20		JE0207	Paydate 02/21/20 Rcls	-	9,038.14	(7,643,737.95)
17396	J	769410	02/21/20		JE0207	Paydate 02/21/20 Rcls	-	88,917.87	(7,652,776.09)
						PAYROLL ACCOUNT TOTALS:	\$579,548.94	\$1,496,270.85	(\$7,741,693.96)

TOTAL OF LEDGER: \$579,548.94 \$1,496,270.85 (\$7,741,693.96)

①

As-Of Date	Acct No	Tran Desc	Debit Amt	Credit Amt	Descriptive Text 1	
2020/02/03	4942920083	MISCELLANEOUS ACH CREDIT	0.00	20.00	PNP BILLPAYMENT 012920SETT 200203 6500	APACHE JUNCTION FIRE 0.00
2020/02/24	4942920083	MISCELLANEOUS ACH CREDIT	0.00	250.00	PNP BILLPAYMENT 021920SETT 200224 6500	APACHE JUNCTION FIRE 0.00
2020/02/25	4942920083	MISCELLANEOUS ACH CREDIT	0.00	300.00	PNP BILLPAYMENT 022020SETT 200225 6500	APACHE JUNCTION FIRE 0.00
2020/02/28	4942920083	MISCELLANEOUS ACH CREDIT	0.00	<u>280.00</u>	PNP BILLPAYMENT 022520SETT 200228 6500	APACHE JUNCTION FIRE 0.00

Commercial Checking Acct Public Funds

Account number: 4121535058 ■ February 1, 2020 - February 29, 2020 ■ Page 1 of 2



SUPERSTITION FIRE & MEDICAL DISTRICT
 PAYROLL CLEARING ACCT
 565 N IDAHO RD
 APACHE JUNCTION AZ 85119-4014

Questions?

Call your Customer Service Officer or Client Services
1-800-AT WELLS (1-800-289-3557)
 5:00 AM TO 6:00 PM Pacific Time Monday - Friday

Online: wellsfargo.com

Write: Wells Fargo Bank, N.A. (182)
 PO Box 63020
 San Francisco, CA 94163

Account summary

Commercial Checking Acct Public Funds

PSPRS
 Draw
 \$88,917.81

100 (0)
 100.00

Account number	Beginning balance	Total credits	Total debits	Ending balance
4121535058	\$100.00	\$895,719.00	-\$806,801.13	\$89,017.87

Credits

Electronic deposits/bank credits

Effective date	Posted date	Amount	Transaction detail
	02/05	424,158.02	WT Seq147254 Pinal County /Org=Pinal County Treasurer Srf# Gw00000031071505 Trn#200205147254 Rfb# 6912
	02/20	471,560.98	WT Seq#93973 Pinal County /Org=Pinal County Treasurer Srf# Gw00000031392503 Trn#200220093973 Rfb# 6918
		\$895,719.00	Total electronic deposits/bank credits
		\$895,719.00	Total credits

Debits

Electronic debits/bank debits

Effective date	Posted date	Amount	Transaction detail
	02/07	258,134.87	ACH Origination - Superstition Fir - File 1860311208 Coid 1860311208
	02/07	45,344.90	ACH Origination - Superstition Fir - File 1860311208 Coid 1860311208
	02/07	32,007.32	ACH Origination - Superstition Fir - File 1860311208 Coid 1860311208
	02/07	5,971.49	ACH Origination - Superstition Fir - File 1860311208 Coid 1860311208
	02/07	10,477.49	Healthequity Inc Healthequi 06 Feb 82581 Superstition Fire & ME
	02/11	60,578.34	< Business to Business ACH Debit - IRS Usatapytmt 021120 220044231979290 Superstition Fire & ME
	02/11	11,643.61	< Business to Business ACH Debit - AZ Dept of Rev Ccddir.Dbt xxxxx3092 Superstition Fire & ME
	02/21	228,404.48	ACH Origination - Superstition Fir - File 1860311208 Coid 1860311208
	02/21	45,020.26	ACH Origination - Superstition Fir - File 1860311208 Coid 1860311208
	02/21	30,559.58	ACH Origination - Superstition Fir - File 1860311208 Coid 1860311208



Electronic debits/bank debits (continued)

Effective date	Posted date	Amount	Transaction detail
	02/21	5,910.29	ACH Origination - Superstition Fir - File 1860311208 Coid 1860311208
	02/21	10,889.26	Healthequity Inc Healthequi 20 Feb 82581 Superstition Fire & ME
	02/21	51,440.78	< Business to Business ACH Debit - IRS Usataxpymt 022120 220045252131999 Superstition Fire & ME
	02/21	10,418.46	< Business to Business ACH Debit - AZ Dept of Rev Ccddir.Dbt xxxxx3092 Superstition Fire & ME
		\$806,801.13	Total electronic debits/bank debits
		\$806,801.13	Total debits

< **Business to Business ACH:** If this is a business account, this transaction has a return time frame of one business day from post date. This time frame does not apply to consumer accounts.

Daily ledger balance summary

Date	Balance	Date	Balance	Date	Balance
01/31	100.00	02/07	72,321.95	02/20	471,660.98
02/05	424,258.02	02/11	100.00	02/21	89,017.87
Average daily ledger balance		\$83,169.85			

Superstition Fire & Medical District
GL Account Ledger - Detail By Period
2/1/2020 through 2/29/2020

Batch	Journal	Entry #	Date	Job	Document	Description	Debits	Credits	Balance
100-10-10100-10									
17388	CD	769325	02/26/20		29689	Right Away Disposal, LLC - Cash Disbursement RIGAWD	\$-	\$229.18	\$9,965,147.37
17388	CD	769327	02/26/20		29690	RWC International, LTD - Cash Disbursement RWCINT	-	60.92	9,965,086.45
17388	CD	769329	02/26/20		29691	Standard Insurance Company - Cash Disbursement STANIC	-	5,207.70	9,959,878.75
17388	CD	769334	02/26/20		29692	Superstition Safety Serv, LLC - Cash Disbursement SUPSAF	-	269.01	9,959,609.74
17388	CD	769337	02/26/20		29693	Matlick Enterprises Inc dba - Cash Disbursement UNI001	-	5,324.06	9,954,285.68
17388	CD	769356	02/26/20		29695	United HealthCare Insurance Co - Cash Disbursement UNIHEC	-	72,627.08	9,881,658.60
17388	CD	769361	02/26/20		29696	Vision Service Plan - Cash Disbursement VSP001	-	797.36	9,880,861.24
17394	CR	769381	02/26/20		5051947	LittleEinstein/inv 5615/505197 - LittleEinstein/inv 5615/505197	100.00	-	9,880,961.24
17394	CR	769383	02/26/20		9568861	AZ Dept Forestry/5755/9568861 - AZ Dept Forestry/5755/9568861	4,305.00	-	9,885,266.24
17398	CR	769449	02/27/20		6524	Metro Fire-Mammoth Steak/5763 - Metro Fire-Mammoth Steak/5763	300.00	-	9,885,566.24
17398	CR	769448	02/27/20		7385	Brown Amusement/5767/cc - Brown Amusement/5767/cc	250.00	-	9,885,816.24
17412	J	769535	02/29/20		JE0210	Feb 2020 Refunded Real Taxes 2018	-	2.43	9,885,813.81
17412	J	769537	02/29/20		JE0210	Feb 2020 Refunded Real Taxes 2019	-	223.68	9,885,590.13
17412	J	769539	02/29/20		JE0210	Feb 2020 Refunded PP Taxes 2019	-	1,380.90	9,884,209.23
17413	J	769541	02/29/20		JE0211	Feb 2020 Refunded Taxes Interest	-	31.04	9,884,178.19
17406	J	769473	02/29/20		RE10	Real Prop. Taxes	375,300.20	-	10,259,478.39
17407	J	769486	02/29/20		RE11	Personal Property Taxes	36,974.26	-	10,296,452.65
17405	J	769471	02/29/20		RE12	Investment Interest - Feb 2020	4,511.96	-	10,300,964.61
17409	J	769503	02/29/20		RE13	Outgoing Wire Fee & Surcharge	-	50.00	10,300,914.61
FUND CASH - GENERAL (M&O) TOTALS:							\$522,159.46	\$207,244.54	\$10,300,914.61
100-10-10150-10									
PAYROLL ACCOUNT									
17373	PR	768675	02/07/20		18209 - 43270	Payroll All Freq 2/2/2020	-	800,902.31	(\$6,824,972.05)
17368	Z	768568	02/07/20		JE0201	Void PSPRS check 18176 - reissue	99,895.21	-	(7,625,874.36)
17368	Z	768569	02/07/20		JE0201	Void PSPRS check 18182 - reissue	89,640.18	-	(7,525,979.15)
17368	Z	768570	02/07/20		JE0201	Void PSPRS check 18187 - reissue	96,538.34	-	(7,436,338.97)
17368	Z	768571	02/07/20		JE0201	Void PSPRS check 18192 - reissue	98,016.63	-	(7,339,800.63)
17381	J	768940	02/07/20		JE0204	Paydate 02.07.20 Rcls	-	58,469.94	(7,241,784.00)
17381	J	768947	02/07/20		JE0204	Paydate 02.07.20 Rcls	-	8,838.63	(7,300,253.94)
17385	PR	769052	02/21/20		18218 - 43418	Payroll All Freq 2/16/2020	-	480,987.80	(7,309,092.57)
17390	Z	769367	02/21/20		JE 0206	Void PSPRS check 18197	-	-	(7,790,080.37)
17390	Z	769368	02/21/20		JE 0206	Void PSPRS check 18202	89,365.16	-	(7,700,715.21)
17396	J	769398	02/21/20		JE0207	Paydate 022120 Rcls	106,093.42	-	(7,594,621.79)
17396	J	769405	02/21/20		JE0207	Paydate 022120 Rcls	-	49,116.16	(7,643,737.95)
17396	J	769410	02/21/20		JE0207	Paydate 022120 Rcls	-	9,038.14	(7,652,776.09)
PAYROLL ACCOUNT TOTALS:							\$579,548.94	\$1,496,270.85	(\$7,741,693.96)
100-10-11000-10									
PETTY CASH - ACCOUNTING									
									\$100.00

Commercial Checking Acct Public Funds

Account number: 4942920083 ■ February 1, 2020 - February 29, 2020 ■ Page 1 of 5



SUPERSTITION FIRE & MEDICAL DISTRICT
GROUND TRANSPORTATION
565 N IDAHO RD
APACHE JUNCTION AZ 85119-4014

Questions?

Call your Customer Service Officer or Client Services
1-800-AT WELLS (1-800-289-3557)
5:00 AM TO 6:00 PM Pacific Time Monday - Friday

Online: wellsfargo.com

Write: Wells Fargo Bank, N.A. (182)
PO Box 63020
San Francisco, CA 94163

Account summary

Commercial Checking Acct Public Funds

100 (P)
28000
150
7,934.36

Account number	Beginning balance	Total credits	Total debits	Ending balance
4942920083	\$5,643.99	\$264,944.85	-\$262,374.48	\$8,214.36

Credits

Electronic deposits/bank credits

Effective date	Posted date	Amount	Transaction detail
	02/03	265.00	Merchant Service Merch Dep 200131 8029396648 Superstition Fire and
	02/03	1,378.72	Bcbs of Arizona Hcclaimpmt 200130 1184003220 TRN*1*506691991*1860004538\
	02/03	450.95	Aetna H09 Hcclaimpmt 1184003220 TRN*1*160129200346594*1066033492\
	02/03	193.50	Hhp Texas Hcclaimpmt 200203 362703 TRN*1*011840012648329*1610994632\
	02/03	20.00	Pnp Billpayment 012920Sett 200203 6500 Apache Junction Fire D
	02/04	50.00	Merchant Service Merch Dep 200202 8029396648 Superstition Fire and
	02/04	46.43	Merchant Service Merch Dep 200203 8029396648 Superstition Fire and
	02/04	1,517.65	Aetna AS01 Hcclaimpmt 1184003220 TRN*1*820030000285244*1066033492\
	02/04	826.99	Hhp Texas Hcclaimpmt 200204 362703 TRN*1*011840012650536*1610994632\
	02/04	756.72	Hhp Texas Hcclaimpmt 200204 362703 TRN*1*011840012648815*1610994632\
	02/04	744.83	Noridian Azutmt Hcclaimpmt 200201 1184003220 TRN*1*892101769*1450173185~
	02/04	221.36	Aetna AS01 Hcclaimpmt 1184003220 TRN*1*882002701046727*1066033492\
	02/04	206.93	Humana Ins CO Hcclaimpmt 200204 362703 TRN*1*001290048506208*1391263473\
	02/05	222.42	Merchant Service Merch Dep 200204 8029396648 Superstition Fire and
	02/05	1,546.05	Noridian Azutmt Hcclaimpmt 200203 1184003220 TRN*1*892105632*1450173185~

Electronic deposits/bank credits (continued)

Effective date	Posted date	Amount	Transaction detail
	02/05	716.07	Mercy Care Plan Hcclaimpmt 200204 00145658 TRN*1*5420947*1860527381* Mercy Care Advantage - S
	02/05	223.03	Aetna AS01 Hcclaimpmt 1184003220 TRN*1*882003101003366*1066033492\
	02/06	41,105.00	WT Seq#57411 Superstition Fire & Med /Org=Superstition Fire & Medical Distri Srf# Gb00000031081502 Trn#200206057411 Rfb# 419
	02/06	2,135.48	Merchant Service Merch Dep 200205 8029396648 Superstition Fire and
	02/06	364.34	Noridian Azutmt Hcclaimpmt 200204 1184003220 TRN*1*892109525*1450173185~
	02/07	125.00	Merchant Service Merch Dep 200206 8029396648 Superstition Fire and
	02/07	9,295.93	Noridian Azutmt Hcclaimpmt 200206 1184003220 TRN*1*892113439*1450173185~
	02/07	791.83	Hhp Texas Hcclaimpmt 200207 362703 TRN*1*011840012651857*1610994632\
	02/07	342.56	36 Treas 310 Misc Pay 020720 xxxxx0012 046938600\
	02/07	290.99	Aetna AS01 Hcclaimpmt 1184003220 TRN*1*882003401010452*1066033492\
	02/07	235.31	Humana Ins CO Hcclaimpmt 200207 362703 TRN*1*001290048588730*1391263473\
	02/07	95.38	Bcbs of Arizona Hcclaimpmt 200205 1184003220 TRN*1*507684277*1860004538\
	02/07	83.75	Aetna AS01 Hcclaimpmt 1184003220 TRN*1*820035000240397*1066033492\
	02/10	750.47	Merchant Service Merch Dep 200208 8029396648 Superstition Fire and
	02/10	93.86	Merchant Service Merch Dep 200207 8029396648 Superstition Fire and
	02/10	1,062.30	Hhp Texas Hcclaimpmt 200210 362703 TRN*1*011840012653238*1610994632\
	02/10	206.19	Hwho Hcclaimpmt 200210 362703 TRN*1*009000012216771*1391525003\
	02/10	196.79	Mercy Care Plan Hcclaimpmt 200207 00145658 TRN*1*5422142*1860527381*Altcs General\
	02/11	8,518.48	Noridian Azutmt Hcclaimpmt 200207 1184003220 TRN*1*892121740*1450173185~
	02/11	202.45	Hhp Texas Hcclaimpmt 200211 362703 TRN*1*011840012655151*1610994632\
	02/11	90.13	Bcbs of Arizona Hcclaimpmt 200207 1184003220 TRN*1*507783873*1860004538\
	02/12	11,420.82	Mercy Care Plan Hcclaimpmt 200211 00145658 TRN*1*5424281*1860527381*Ahcccs Acute\
	02/12	3,518.62	Noridian Azutmt Hcclaimpmt 200210 1184003220 TRN*1*892125585*1450173185~
	02/12	1,839.31	Mercy Care Plan Hcclaimpmt 200211 00145658 TRN*1*5427245*1860527381* Mercy Care Advantage - S
	02/12	191.99	Bcbs of Arizona Hcclaimpmt 200210 1184003220 TRN*1*507940018*1860004538\
	02/13	53,220.00	WT Seq#61609 Superstition Fire & Med /Org=Superstition Fire & Medical Distri Srf# Gb00000031241645 Trn#200213061609 Rfb# 422
	02/13	130.72	Merchant Service Merch Dep 200212 8029396648 Superstition Fire and

Electronic deposits/bank credits (continued)

Effective date	Posted date	Amount	Transaction detail
	02/13	1,963.65	Noridian Azutmt Hcclaimpmt 200212 1184003220 TRN*1*892129407*1450173185~
	02/13	503.23	Hhp Texas Hcclaimpmt 200213 362703 TRN*1*011840012657109*1610994632\
	02/13	187.42	Aetna H09 Hcclaimpmt 1184003220 TRN*1*160210200279970*1066033492\
	02/14	50.00	Merchant Service Merch Dep 200213 8029396648 Superstition Fire and
	02/14	1,271.73	Ahcccs Programma Hcclaimpmt 200212 202002121160842 TRN*1*202002121160842*1866004791*Ffsv
	02/14	771.71	Noridian Azutmt Hcclaimpmt 200212 1184003220 TRN*1*892132955*1450173185~
	02/18	150.00	Merchant Service Merch Dep 200215 8029396648 Superstition Fire and
	02/18	2,469.88	Noridian Azutmt Hcclaimpmt 200213 1184003220 TRN*1*892138208*1450173185~
	02/18	736.41	Mercy Care Plan Hcclaimpmt 200214 00145658 TRN*1*5428368*1860527381*Altcs General\
	02/18	234.18	36 Treas 310 Misc Pay 021820 xxxxx0012 SE*15*090256189\GE*1*47160389\lea*1*047160355\
	02/18	203.57	Bcbs of Arizona Hcclaimpmt 200213 1184003220 TRN*1*508088219*1860004538\
	02/19	50.00	Merchant Service Merch Dep 200218 8029396648 Superstition Fire and
	02/19	958.98	Humana Ins CO Hcclaimpmt 200219 362703 TRN*1*001290048830522*1391263473\
	02/19	456.43	Hhp Texas Hcclaimpmt 200219 362703 TRN*1*011840012660324*1610994632\
	02/19	401.92	Hhp Texas Hcclaimpmt 200219 362703 TRN*1*011840012660103*1610994632\
	02/19	353.13	36 Treas 310 Misc Pay 021920 xxxxx0012 *1*047189206\
	02/19	262.19	Hhp Texas Hcclaimpmt 200219 362703 TRN*1*011840012659811*1610994632\
	02/19	182.44	Mercy Care Plan Hcclaimpmt 200218 00145658 TRN*1*5430357*1860527381*Ahcccs Acute\
	02/20	1,385.59	Bcbs of Arizona Hcclaimpmt 200218 1184003220 TRN*1*508338483*1860004538\
	02/20	989.01	Noridian Azutmt Hcclaimpmt 200218 1184003220 TRN*1*892145612*1450173185~
	02/20	740.51	Aetna H09 Hcclaimpmt 1184003220 TRN*1*160214200320856*1066033492\
	02/21	1,251.21	Merchant Service Merch Dep 200220 8029396648 Superstition Fire and
	02/21	3,270.37	Noridian Azutmt Hcclaimpmt 200219 1184003220 TRN*1*892149456*1450173185~
	02/21	564.98	Aetna H09 Hcclaimpmt 1184003220 TRN*1*160218200459932*1066033492\
	02/21	522.05	Humana Ins CO Hcclaimpmt 200221 362703 TRN*1*001290048867742*1391263473\
	02/21	422.83	Hhp Texas Hcclaimpmt 200221 362703 TRN*1*011840012662060*1610994632\
	02/21	379.40	Aetna AS01 Hcclaimpmt 1184003220 TRN*1*820049000440729*1066033492\

Electronic deposits/bank credits (continued)

Effective date	Posted date	Amount	Transaction detail
	02/21	236.06	Hhp Texas Hcclaimpmt 200221 362703 TRN*1*011840012662872*1610994632\
	02/21	102.68	Humana Ins CO Hcclaimpmt 200221 362703 TRN*1*001290048884250*1391263473\
	02/24	125.00	Merchant Service Merch Dep 200221 8029396648 Superstition Fire and
	02/24	80.00	Merchant Service Merch Dep 200222 8029396648 Superstition Fire and
	02/24	6,902.40	Noridian Azutmt Hcclaimpmt 200220 1184003220 TRN*1*892153569*1450173185~
	02/24	273.31	Aetna H09 Hcclaimpmt 1184003220 TRN*1*160219200380412*1066033492\
	02/24	250.00	Pnp Billpayment 021920Sett 200224 6500 Apache Junction Fire D
	02/25	2,374.85	Noridian Azutmt Hcclaimpmt 200221 1184003220 TRN*1*892157443*1450173185~
	02/25	907.13	Humana Ins CO Hcclaimpmt 200225 362703 TRN*1*001290048926874*1391263473\
	02/25	479.58	Humana Cha Disb Hcclaimpmt 200225 362703 TRN*1*014840101132114*1611013183\
	02/25	300.00	Pnp Billpayment 022020Sett 200225 6500 Apache Junction Fire D
	02/25	121.97	Colonial Penn Li Hcclaimpmt 041001034522190 TRN*1*4522190*1231628836~
	02/25	97.98	Bcbs of Arizona Hcclaimpmt 200221 1184003220 TRN*1*508484171*1860004538\
	02/26	50.00	Merchant Service Merch Dep 200225 8029396648 Superstition Fire and
	02/26	7,597.16	Mercy Care Plan Hcclaimpmt 200225 00145658 TRN*1*5436159*1860527381*Ahcccs Acute\
	02/26	1,896.37	Bcbs of Arizona Hcclaimpmt 200224 1184003220 TRN*1*508631050*1860004538\
	02/26	946.21	Noridian Azutmt Hcclaimpmt 200224 1184003220 TRN*1*892161256*1450173185~
	02/26	366.73	Mercy Care Plan Hcclaimpmt 200225 00145658 TRN*1*5438925*1860527381*Mercy Care Advantage - S
	02/26	106.66	Bcbs of Arizona Hcclaimpmt 200224 1184003220 TRN*1*508633627*1860004538\
	02/27	65,290.00	WT Seq101494 Superstition Fire & Med /Org=Superstition Fire & Medical Distri Srf# Gb00000031565046 Trn#200227101494 Rfb# 424
	02/27	1,486.90	Noridian Azutmt Hcclaimpmt 200225 1184003220 TRN*1*892165162*1450173185~
	02/27	229.03	Optum Lifeprint Hcclaimpmt 091000014992699 TRN*1*4992699*1272337487~
	02/27	87.76	Bcbs of Arizona Hcclaimpmt 200225 1184003220 TRN*1*508687700*1860004538\
	02/28	146.19	Merchant Service Merch Dep 200227 8029396648 Superstition Fire and
	02/28	3,611.47	Noridian Azutmt Hcclaimpmt 200226 1184003220 TRN*1*892169486*1450173185~
	02/28	1,734.75	36 Treas 310 Misc Pay 022820 xxxxx0012 lea*1*047474183\
	02/28	1,517.65	Aetna AS01 Hcclaimpmt 1184003220 TRN*1*820056000214418*1066033492\



Electronic deposits/bank credits (continued)

Effective date	Posted date	Amount	Transaction detail
	02/28	669.56	Bcbs of Arizona Hcclaimpmt 200226 1184003220 TRN*1*508731974*1860004538\
	02/28	280.00	Pnp Billpayment 022520Sett 200228 6500 Apache Junction Fire D
	02/28	250.28	Ahcccs Programma Hcclaimpmt 200226 202002261172680 TRN*1*202002261172680*1866004791*Fqmb
		\$264,944.85	Total electronic deposits/bank credits
		\$264,944.85	Total credits

Debits

Electronic debits/bank debits

Effective date	Posted date	Amount	Transaction detail
	02/03	414.48	Merchant Service Merch Fee 200131 8029396648 Superstition Fire and
	02/06	58,200.00	WT Seq#57418 Pinal County /Bnf=Pinal County Master Srf# Gw00000031082477 Trn#200206057418 Rfb# 421
	02/06	20.00	WT Seq#57416 Pinal County /Bnf=Pinal County Master Srf# Gw00000031081503 Trn#200206057416 Rfb# 420
	02/13	95,355.00	WT Seq#61638 Pinal County /Bnf=Pinal County Master Srf# Gw00000031241475 Trn#200213061638 Rfb# 423
	02/27	107,835.00	WT Seq101565 Pinal County /Bnf=Pinal County Master Srf# Gw00000031565058 Trn#200227101565 Rfb# 426
	02/27	550.00	WT Seq101549 Pinal County /Bnf=Pinal County Master Srf# Gw00000031565057 Trn#200227101549 Rfb# 425
		\$262,374.48	Total electronic debits/bank debits
		\$262,374.48	Total debits

Daily ledger balance summary

Date	Balance	Date	Balance	Date	Balance
01/31	5,643.99	02/11	22,382.40	02/21	18,420.42
02/03	7,537.68	02/12	39,353.14	02/24	26,051.13
02/04	11,908.59	02/13	3.16	02/25	30,332.64
02/05	14,616.16	02/14	2,096.60	02/26	41,295.77
02/06	0.98	02/18	5,890.64	02/27	4.46
02/07	11,261.73	02/19	8,555.73	02/28	8,214.36
02/10	13,571.34	02/20	11,670.84		
Average daily ledger balance		\$12,356.00			

Superstition Fire & Medical District

Balance Sheet

As of 2/29/2020

FUND: (100) General Fund

Assets

Current Assets

Fund Cash - General (M&O)
Payroll Account
Petty Cash - Accounting
Due From other funds
Total Current Assets

\$10,300,914.61
(7,741,693.96)
100.00
1,373,235.18

} \$2,559,320.65 (Q)

\$3,932,555.83

Total Assets

\$3,932,555.83

Liabilities and Equity

Current Liabilities

Sales Tax Payable
Disability Insurance-Voluntary Long Term
Life Insurance - Voluntary Supplemental
Total Current Liabilities

\$8.94
(2,945.20)
(1,898.42)

\$(4,834.68)

Total Liabilities

\$(4,834.68)

Equity

Fund Balance - General Fund
Current Year Profit/Loss
Total Equity

\$2,948,224.26
989,166.25

3,937,390.51

Total Liabilities and Equity


\$3,932,555.83



Manage your account online:
www.chase.com/ink

Customer Service:
1-800-945-2028

Mobile: Download the
Chase Mobile® app today



New Balance
\$5,344.66
Minimum Payment Due
\$53.00
Payment Due Date
03/04/20

Late Payment Warning: If we do not receive your minimum payment by the due date, you may have to pay up to a \$39 late fee.
Minimum Payment Warning: Enroll in Auto-Pay and avoid missing a payment. To enroll, call the number on the back of your card or go to the web site listed above.

ACCOUNT SUMMARY

Account Summary table with columns for Description, Amount, and Balance. The table is heavily obscured by a dense grid pattern.

100F
\$ 4,397.03

VENDOR # Chason
ACCOUNT # _____
APPROVAL DATE PAID 2/12/2020
WARRANT # 29644

0000001 FIS33339 C 1

Y 9 10 20/02/10

Page 1 of 3

08530 MA DA 23119

04110000010002311801



P.O. BOX 15123
WILMINGTON, DE 19850-5123
For Undeliverable Mail Only

Get updates on the go
Log on to chase.com/alerts

42463152523264810000530000534466000000006

Payment schedule table with columns for Payment Number, Amount, and Due Date. The table is heavily obscured by a dense grid pattern.

\$ _____ Amount Enclosed
Make/Mail to Chase Card Services at the address below:

23119 BEX 9 04120 C
ROGER WOOD
SUPERSTITION FIRE
565 N IDAHO RD
APACHE JUNCTION AZ 85119-4014

CARDMEMBER SERVICE
PO BOX 6294
CAROL STREAM IL 60197-6294

500016028 15952523264815

ACCOUNT ACTIVITY

Date of Transaction	Merchant Name or Transaction Description	\$ Amount
01/21	Payment ThankYou Image Check	-2,365.77
01/21	Payment ThankYou Image Check	-5,585.37
01/21	Payment ThankYou Image Check	-3,020.03
01/15	NATIONAL REGISTRY EMT 614-888-4484 OH	100F 18236 \$620 ⁰² 835.00 150F 18237 \$215 ⁰²
01/22	OFFICEMAX/DEPOT 6678 APACHE JUNCTI AZ	100F 18256 \$613 ⁷⁹ 92.08 150F 18257 \$30 ⁷⁹
01/27	USPS PO 0302590130 APACHE JUNCTI AZ	100F 18286 \$40 ²⁴ 60.36 150F 18287 \$20 ¹²
02/05	AZ DEPT OF REVENUE TMACCONNEL@AZ AZ	100F 18322 \$630 ⁸ 289.51 150F 18323 \$75 ⁷⁹ 400F 18324 \$150 ⁰⁴
02/05	PNP AZ DOR TAXFEE info@pointand MI ROGER WOOD TRANSACTIONS THIS CYCLE (CARD 6481) \$9687.42- INCLUDING PAYMENTS RECEIVED	100F 18322 \$14 ⁷ 6.80 150F 18323 \$1 ⁷⁹ 400F 18324 \$3 ⁵⁴
01/19	AQUARIUS FRONT DESK LAUGHLIN NV	18216 ⁷ 92.26 100F
01/19	AQUARIUS FRONT DESK LAUGHLIN NV	18216 ⁷ 92.26 100F
01/19	AQUARIUS FRONT DESK LAUGHLIN NV	18216 ⁷ 92.26 100F
01/19	AQUARIUS FRONT DESK LAUGHLIN NV MIKE FARBER TRANSACTIONS THIS CYCLE (CARD 6523) \$369.04	18216 ⁷ 92.26 100F
01/22	76 - GOOD 2 GO 555 PRESCOTT AZ	18216 ⁵ 70.25 100F
01/23	PRESCOTT RESORT AND CONFE PRESCOTT AZ RICHARD MOONEY TRANSACTIONS THIS CYCLE (CARD 6572) \$304.46	18216 ⁵ 234.21 100F
01/15	USPS KIOSK 0302599550 APACHE JUNCTI AZ KELLY BARTZ TRANSACTIONS THIS CYCLE (CARD 6598) \$18.50	18243 16.50 100F
01/16	Amazon.com*G88ZNBK3 Amzn.com/bill WA	18290 14.94 100F
01/17	AQUARIUS FRONT DESK 8886625825 NV	18216 ⁷ 178.89 100F
01/19	AQUARIUS FRONT DESK 8886625825 NV	18216 ⁷ 92.26 100F
01/19	AQUARIUS FRONT DESK 8886625825 NV	18216 ⁷ 92.26 100F
01/19	AQUARIUS FRONT DESK 8886625825 NV	18216 ⁷ 5.63 100F
01/28	AMZN Mktp US*RT0XX1NK3 Amzn.com/bill WA	18291 155.31 100F
02/08	VISTAPR®VistaPrint.com 866-8936743 MA ANNA BUTEL TRANSACTIONS THIS CYCLE (CARD 6655) \$600.65	18303 61.36 100F
01/23	COSTCO WHSE #1028 MESA AZ	100F 18304 -915 ¹⁹ -1,372.78 150F 18305 -845 ⁷⁹
01/09	OFFICEMAX/DEPOT 6678 APACHE JUNCTI AZ	100F 18304 \$699 ⁶ 104.93 150F 18305 \$349 ⁷
01/13	AMERICAN FILTER & EQUI PHOENIX AZ	18304 75.56 100F
01/14	AMZN Mktp US*5D91587A3 Amzn.com/bill WA	100F 18304 \$116 ⁸⁸ 175.31 150F 18305 \$584 ³
01/18	Amazon.com*3K80M6283 Amzn.com/bill WA	18304 114.64 100F
01/21	FEDEX 503579095 MEMPHIS TN	18304 63.94 100F
01/23	COSTCO WHSE #1028 MESA AZ	100F 18304 \$693 ⁹ 1,039.68 150F 18305 \$346 ³⁶
01/28	Amazon.com*DL29U6NK3 Amzn.com/bill WA	18304 55.66 100F
01/31	PAYPAL *FONTAINEBRA 402-935-7733 CA	18304 159.80 100F
01/30	NOREGON SYSTEMS INC GREENSBORO NC	18304 400.00 100F
01/30	Dollar Tree, Inc. 877-530-8733 VA	100F 18304 \$227 ⁶ 34.14 150F 18305 \$113 ⁹
01/30	Dollar Tree, Inc. 877-530-8733 VA	100F 18304 \$173 ⁹ 110.96 150F 18305 \$369 ⁸
02/06	Amazon.com*CJ8YF9VM3 Amzn.com/bill WA	100F 18304 \$146 ¹¹ 219.16 150F 18305 \$730 ⁵
02/06	AMZN Mktp US*ZP1BN5JT3 Amzn.com/bill WA	100F 18304 \$459 ⁶ 68.94 150F 18305 \$229 ²
02/09	Amazon.com*4L5EJ9FQ3 Amzn.com/bill WA VAUGHN CROSHAW TRANSACTIONS THIS CYCLE (CARD 0687) \$1396.80	18304 146.85 100F
01/22	ONE BEAT CPR LEARNING 855-663-2328 FL	18216 ³ 123.29 400F
01/23	NFPA NATL FIRE PROTECT 800-344-3555 MA	18216 ² 909.00 100F
01/23	FLAMINGO HOTEL RSVN 8662094732 NV	18216 ¹ 225.63 100F
01/27	ALG*AIR 9KGDMDG 702-505-8888 NV 030820 1 J IWA LAS	18216 ⁸ 84.00 100F
	TINA GEROLA TRANSACTIONS THIS CYCLE (CARD 6473) \$1341.92	
02/04	FRONTIER ACE HARDWARE APACHE JUNCTI AZ FOX TANNER TRANSACTIONS THIS CYCLE (CARD 2689) \$31.54	18304 31.54 100F

2020 Totals Year-to-Date	
Total fees charged in 2020	\$0.00
Total interest charged in 2020	\$0.00

Superstition Fire & Medical District Monthly Pinal County Treasurer's Bank Account Reconciliation

150 General Fund

Reconciliation References:

- A Beginning bank balance
- B Interest Income
- C Current month's deposits
- D Current month's Accounts Payable disbursements
- E Current month's Payroll disbursements
- F Current month's bank ending balance
- G Accounts Payable checks outstanding at month-end
- H Payroll check at bank / not in book
- I Electronic / ACH clearing bank account balance at month-end
- J Lockbox bank account balance at month-end
- K Cash Balance per G/L Balance Sheet
- L Chase MasterCard credit card payment – warrant #1130003701 (paid 2/12/2020)



**Superstition Fire & Medical District
Ground Transport (Fund 150) Cash Reconciliation
Fiscal Year 2019 - 2020
2/29/2020**

	Deposits (Cash Receipts)	Cash Disbursements	Book Balance
Book Balance as of: 2/1/2020			<u>\$426,620.32</u> (A)
<u>Activity During the Month</u>			
Journal Entries:			
Interest Income (Expense):	417.73		417.73 (B)
Deposits	262,243.79		262,243.79 (C)
Revenue Transfer			-
Cash Disbursements			
A) Accounts Payable		(137,308.37)	(137,308.37) (D)
B) Payroll Account		(137,230.02)	(137,230.02) (E)
C) Transfer In / Out			-
	<u>\$262,661.52</u>	<u>(274,538.39)</u>	<u>\$414,743.45</u>
<u>Pinal County Bank Balance</u>			
Ending Bank Balance as of: 2/29/2020	Balance from YTD Column		\$ 447,539.72 (F)
Less: Outstanding Warrants	Check #		
	A/P	(53,068.93)	(53,068.93) (G)
	Payroll		-
Plus: Payroll check at the bank / not in book		1,046.68	1,046.68 (H)
			\$ 395,517.47
	Cash Balance in Payroll Clearing Account		\$ - (I)
	Cash Balance in Electronic / ACH Clearing Account		\$ 7,934.36 (J)
	Cash Balance in LockBox		\$ 4,464.51 (K)
			\$ 407,916.34
Prepared by: <u>Janice Duke 3/2/2020</u>			Balance per B/S \$ 407,916.34 (K)
Reviewed by: <u>Roger Ward 3/3/2020</u>			Difference \$ -



Pinal County Treasurer

Monthly Statement

Date Range: 2/1/2020 to 2/29/2020

Account	Period	YTD	
6116421002	Superstition FMD Ground Transport Fund		
Begin Balance:	(A) 426,620.32	186,699.32	
Income:	262,661.52	2,095,409.74	
LOC Advance:	.00	.00	
Expense:	(241,742.12)	(1,834,569.34)	LOC: .00
LOC Payments:	.00	.00	Warrants Outstanding: (53,068.93)
Cash Balance:	(F) 447,539.72	447,539.72	End: 394,470.79

Monthly Statement Summary

Source Code	Description	MTDAmount	YTDAmount
6116421002	Superstition FMD Ground Transport Fund	Beginning Balance:	426,620.32
			186,699.32
21100.40	Wells Fargo Bank Investment Interest	5.09	29.30
21100.41	Wells Fargo Repo Investment Interest	.00	408.21
21100.43	Wells Fargo Trust Investment Interest	2.04	22.22
21100.46	Wells Fargo Investment Investment Interest	63.80	426.74
21100.47	WF Money Market Investment Interest	16.92	16.92
21100.48	WF Brokerage Account Investment Interest	53.35	53.35
21100.55	Multi-Bank Securities Investment Interest	14.21	174.04
21100.70	Vining Sparks Investment Interest	205.38	1,192.08
21100.80	Stifel Nicolaus & Company Investment Interest	56.94	354.30
73160.0	Deposits	262,243.79	2,087,222.05
73750.0	Revenue Transfer	.00	5,510.53
90930.0	Warrants Redeemed	(137,308.37)	(953,659.08)
91220.0	Disbursed by County Treasurer	(104,433.75)	(880,910.26)
	Ending Balance:	447,539.72	447,539.72

Monthly Statement Detail

Date	Notes	Doc #	Amount	C/D
6116421002 Superstition FMD Ground Transport Fund			Beginning Balance: 426,620.32	
21100.40	Wells Fargo Bank Investment Interest		Source Code Total: 5.09	
02/03	Investment Interest	0	5.09	C
21100.43	Wells Fargo Trust Investment Interest		Source Code Total: 2.04	
02/04	Investment Interest	0	2.04	C
21100.46	Wells Fargo Investment Investment Interest		Source Code Total: 63.80	
02/03	Investment Interest	0	1.33	C
02/25	Investment Interest	0	40.46	C
02/25	Investment Interest	0	22.01	C
21100.47	WF Money Market Investment Interest		Source Code Total: 16.92	
02/04	Investment Interest	0	16.92	C
21100.48	WF Brokerage Account Investment Interest		Source Code Total: 53.35	
02/18	Investment Interest	0	26.45	C
02/18	Investment Interest	0	26.90	C
21100.55	Multi-Bank Securities Investment Interest		Source Code Total: 14.21	
02/25	Investment Interest	0	14.21	C
21100.70	Vining Sparks Investment Interest		Source Code Total: 205.38	
02/10	Investment Interest	0	28.70	C
02/19	Investment Interest	0	27.12	C
02/19	Investment Interest	0	59.60	C
02/19	Investment Interest	0	36.65	C
02/24	Investment Interest	0	3.22	C
02/25	Investment Interest	0	50.09	C
21100.80	Stifel Nicolaus & Company Investment Interest		Source Code Total: 56.94	
02/28	Investment Interest	0	56.94	C



Pinal County Treasurer

Monthly Statement

Date Range: 2/1/2020 to 2/29/2020

73160.0 Deposits			Source Code Total: 262,243.79	
02/07	WIRED MONEY TO GROUND TRANSPORT FUND	0	58,200.00	C
02/13	WIRED MONEY TO GROUND TRANSPORT FUND	0	95,355.00	C
02/26	150.10.42180.10 ProfCredit/inv 5774/ck 117071	0	853.79	C
02/27	WIRED MONEY TO GROUND TRANSPORT FUND	0	107,835.00	C
90930.0 Warrants Redeemed			Source Code Total: (137,308.37)	
02/03	Paid Warrants	0	(96.06)	D
02/04	Paid Warrants	0	(17,543.58)	D
02/05	Paid Warrants	0	(11,313.74)	D
02/06	Paid Warrants	0	(15,322.23)	D
02/07	Paid Warrants	0	(16,534.55)	D
02/10	Paid Warrants	0	(1,192.60)	D
02/11	Paid Warrants	0	(16,853.45)	D
02/12	Paid Warrants	0	(7,489.48)	D
02/13	Paid Warrants	0	(17,092.81)	D
02/14	Paid Warrants	0	(2,360.75)	D
02/18	Paid Warrants	0	(31.04)	D
02/19	Paid Warrants	0	(14,485.26)	D
02/20	Paid Warrants	0	(728.07)	D
02/21	Paid Warrants	0	(901.40)	D
02/24	Paid Warrants	0	(516.95)	D
02/25	Paid Warrants	0	(13,144.40)	D
02/26	Paid Warrants	0	(424.25)	D
02/27	Paid Warrants	0	(231.07)	D
02/28	Paid Warrants	0	(1,046.68)	D
91220.0 Disbursed by County Treasurer			Source Code Total: (104,433.75)	
02/05	Ambulatory Employees Payroll Direct Deposit	0	(32,007.32)	D
02/05	District Federal & State P/R Taxes	0	(13,752.01)	D
02/05	District 457, union dues, pac	0	(7,610.35)	D
02/20	Ambulatory Emp Payroll Direct Deposit	0	(30,559.58)	D
02/20	District Fed & State P/R Taxes	0	(12,743.08)	D
02/20	District Union Dues, 457, pac	0	(5,910.29)	D
02/20	HSA	0	(1,851.12)	D

6116421002 Superstition FMD Ground Transport Fund **Ending Balance: 447,539.72**

Warrant Detail

Payee Name	Warrant	Amount	Issue Dt	Status Dt	Voucher
6116421002 Superstition FMD Ground Transport Fund					Account Total: 190,377.30
Fund: 1130					Fund Total: 162,444.64
Status: OUTS					Status Total: 53,068.93 G
MYRA L WOLFF	1130003233	103.61	08/07/19	08/07/19	
STANDARD INSURANCE COMPANY	1130003327	794.24	09/11/19	09/11/19	
CADWELL IRREVOCABLE TRUST III	1130003493	137.59	11/20/19	11/21/19	
GRAEME BINCH	1130003562	92.28	12/18/19	12/18/19	
STEWART HEALTH CHOICE ARIZONA	1130003625	353.70	01/15/20	01/15/20	
ARIZONA PHYSICIANS IPA INC	1130003626	100.13	01/15/20	01/15/20	
CINDY ELBERT INSURANCE SERVICE	1130003702	6,791.50	02/12/20	02/12/20	
TOSHIBA BUSINESS SOLUTIONS, INC	1130003710	86.09	02/12/20	02/12/20	
AA COOLING AND HEATING LLC	1130003713	1,053.32	02/26/20	02/26/20	
ZICHERON, INC. DBA	1130003714	363.78	02/26/20	02/26/20	
AETNA BEHAVIORAL HEALTH, LLC	1130003715	222.72	02/26/20	02/26/20	
A.F.D.A.	1130003716	338.33	02/26/20	02/26/20	
AMERIGAS PROPANE LP	1130003717	1,760.22	02/26/20	02/26/20	
WATER UTILITIES COMM FD DBA	1130003718	148.23	02/26/20	02/26/20	
ARIZONA WATER COMPANY, INC.	1130003719	166.53	02/26/20	02/26/20	
AT&T CORP	1130003720	408.92	02/26/20	02/26/20	
AZ DEPT OF HEALTH SERVICES	1130003721	250.00	02/26/20	02/26/20	



Pinal County Treasurer

Monthly Statement

Date Range: 2/1/2020 to 2/29/2020

BOUND TREE MEDICAL LLC	1130003723	632.16	02/26/20	02/26/20
CITY OF APACHE JUNCTION	1130003724	2,101.62	02/26/20	02/26/20
CITY OF MESA	1130003725	14,834.56	02/26/20	02/26/20
DELTA DENTAL OF ARIZONA	1130003726	1,050.64	02/26/20	02/26/20
DELTA DENTAL INSURANCE COMPANY	1130003727	80.37	02/26/20	02/26/20
ELLIOTT AUTO SUPPLY CO, INC.	1130003728	221.09	02/26/20	02/26/20
CSC ELECTRICAL CONTRACTOR, LLC	1130003729	41.66	02/26/20	02/26/20
GINCO PLUMBING LLC	1130003730	303.17	02/26/20	02/26/20
LIBERTY WATER COMPANY, INC.	1130003731	49.52	02/26/20	02/26/20
PROFESSIONAL SALES & SERVICE	1130003732	550.51	02/26/20	02/26/20
CRYSTAL MARTIN	1130003733	81.91	02/26/20	02/26/20
PHOENIX TECHNOLOGY SOLUTIONS	1130003734	33.00	02/26/20	02/26/20
RIGHT AWAY DISPOSAL, LLC	1130003735	100.82	02/26/20	02/26/20
SAN TAN FORD	1130003736	370.54	02/26/20	02/26/20
STANDARD INSURANCE COMPANY	1130003737	789.34	02/26/20	02/26/20
STRYKER SALES CORPORATION	1130003738	369.32	02/26/20	02/26/20
SUPERSTITION SAFETY SERV, LLC	1130003739	32.99	02/26/20	02/26/20
TELEFLEX LLC	1130003740	3,014.00	02/26/20	02/26/20
MATLICK ENTERPRISES INC DBA	1130003741	100.32	02/26/20	02/26/20
UNITED HEALTHCARE INSURANCE CO	1130003742	14,031.27	02/26/20	02/26/20
VISION SERVICE PLAN	1130003743	171.43	02/26/20	02/26/20
BRENDEN ESPIE	1130003744	937.50	02/26/20	02/26/20
Status: PAID				Status Total: 109,375.71
APACHE JUNCTION UNIFIED	1130003605	1,319.56	01/15/20	02/11/20
RYAN THOMPSON	1130003621	1,544.91	01/15/20	02/04/20
THOMAS L GRUWELL	1130003623	42.76	01/15/20	02/10/20
SUSAN F ANDERSON	1130003624	96.06	01/15/20	02/03/20
BELTON HODGES	1130003627	96.81	01/15/20	02/20/20
ROBERT L NELSON	1130003628	89.41	01/15/20	02/12/20
JOSEPH F AKIN SR	1130003631	102.70	01/15/20	02/14/20
DALE MCCOY	1130003632	75.63	01/15/20	02/05/20
TOSHIBA BUSINESS SOLUTIONS, INC	1130003640	83.09	01/15/20	02/04/20
THE WORKING GROUP	1130003641	2,333.34	01/15/20	02/11/20
AA COOLING AND HEATING LLC	1130003645	459.98	01/28/20	02/06/20
AETNA BEHAVIORAL HEALTH, LLC	1130003646	222.72	01/28/20	02/05/20
WATER UTILITIES COMM FD DBA	1130003647	161.38	01/28/20	02/10/20
ARIZONA WATER COMPANY, INC.	1130003648	184.82	01/28/20	02/06/20
AT&T CORP	1130003649	408.92	01/28/20	02/06/20
BANNER GOLDFIELD MEDICAL CEN	1130003650	523.20	01/28/20	02/04/20
BANNER GATEWAY MEDICAL CENTER	1130003651	76.10	01/28/20	02/04/20
BANNER BAYWOOD MEDICAL CENTER	1130003652	136.60	01/28/20	02/04/20
BANNER OCCUPATIONAL HEALTH	1130003653	130.00	01/28/20	02/04/20
BOUND TREE MEDICAL LLC	1130003654	12,835.54	01/28/20	02/04/20
CAREFUSION 203, INC	1130003655	265.08	01/28/20	02/07/20
CITY OF APACHE JUNCTION	1130003656	1,844.27	01/28/20	02/07/20
CITY OF MESA	1130003657	13,019.84	01/28/20	02/06/20
CYMA SYSTEMS INC	1130003658	149.70	01/28/20	02/06/20
DELTA DENTAL OF ARIZONA	1130003659	988.46	01/28/20	02/10/20
DELTA DENTAL INSURANCE COMPANY	1130003660	80.37	01/28/20	02/06/20
BANNER DESERT MEDICAL CENTER	1130003661	86.30	01/28/20	02/04/20
GALLOWAY ASSET MANAGEMENT, LLC	1130003662	237.50	01/28/20	02/14/20
GINCO PLUMBING LLC	1130003663	83.33	01/28/20	02/05/20
LIBERTY WATER COMPANY, INC.	1130003664	51.74	01/28/20	02/04/20
HEALTHCARE MEDICAL WASTE, INC	1130003665	50.82	01/28/20	02/07/20
HENRY & HORNE, LLP	1130003666	4,000.00	01/28/20	02/05/20
MAGIC PEST CONTROL	1130003667	118.60	01/28/20	02/05/20
MEDLINE INDUSTRIES, INC.	1130003668	1,265.84	01/28/20	02/07/20
CADWELL IRREVOCABLE TRUST III	1130003669	137.59	01/28/20	02/06/20
REDBURN TIRE COMPANY, INC.	1130003670	1,900.21	01/28/20	02/05/20
RIGHT AWAY DISPOSAL, LLC	1130003671	100.82	01/28/20	02/06/20
STANDARD INSURANCE COMPANY	1130003672	747.20	01/28/20	02/06/20
SUPERSTITION SAFETY SERV, LLC	1130003673	32.99	01/28/20	02/06/20



Pinal County Treasurer

Monthly Statement

Date Range: 2/1/2020 to 2/29/2020

TELEFLEX LLC	1130003674	1,231.10	01/28/20	02/04/20
MATLICK ENTERPRISES INC DBA	1130003675	216.15	01/28/20	02/05/20
UNIFIRST CORPORATION	1130003676	281.33	01/28/20	02/07/20
UNITED HEALTHCARE INSURANCE CO	1130003677	12,827.21	01/28/20	02/07/20
VISION SERVICE PLAN	1130003678	157.53	01/28/20	02/04/20
WAXIE'S ENTERPRISES, INC	1130003679	687.47	01/28/20	02/04/20
WELLS FARGO BARNK, N.A.	1130003680	4,697.10	01/28/20	02/05/20
APACHE OXY-MED INC DBA	1130003681	680.00	02/05/20	02/14/20
ARIZONA WATER COMPANY, INC.	1130003682	97.48	02/05/20	02/13/20
ARIZONAWATERCONDITIONING DBA	1130003683	145.91	02/05/20	02/14/20
BOUND TREE MEDICAL LLC	1130003684	3,111.01	02/05/20	02/12/20
ELLIOTT AUTO SUPPLY CO, INC.	1130003685	442.18	02/05/20	02/12/20
WEX BANK DBA	1130003686	914.03	02/05/20	02/14/20
ADVANCED DATA PROCESSING, INC	1130003687	16,341.09	02/05/20	02/13/20
MEDIACOM	1130003688	2,459.16	02/05/20	02/12/20
MEDIACOM	1130003689	172.13	02/05/20	02/11/20
MESA DISCOUNT, INC	1130003690	378.33	02/05/20	02/13/20
PINAL COUNTY RECORDER'S OFFICE	1130003691	15.00	02/05/20	02/13/20
RAY'S PRINTING, INC.	1130003692	109.60	02/05/20	02/12/20
SALT RIVER PROJECT	1130003693	952.58	02/05/20	02/12/20
SOUTHWEST GAS CORPORATION	1130003694	71.84	02/05/20	02/12/20
SUPERSTITION MOUNTAINS CFD #1	1130003695	128.70	02/05/20	02/12/20
UNIFIRST CORPORATION	1130003696	280.61	02/05/20	02/14/20
FIRST CALL AUTO & INDUSTRIAL	1130003697	31.04	02/05/20	02/18/20
AFLAC	1130003698	350.64	02/12/20	02/24/20
BOUND TREE MEDICAL LLC	1130003699	12,108.60	02/12/20	02/19/20
BUD'S BULK ICE SERVICE, INC	1130003700	166.31	02/12/20	02/24/20
CHASE	1130003701	470.16	02/12/20	02/19/20
CITY OF MESA	1130003703	97.00	02/12/20	02/26/20
ST HELEN AUTO & HARDWARE, INC.	1130003704	231.07	02/12/20	02/27/20
HEALTHCARE MEDICAL WASTE, INC	1130003705	279.09	02/12/20	02/21/20
KANSAS STATE BANK OF MANHATTAN	1130003706	79.20	02/12/20	02/20/20
CENTURYLINK	1130003707	87.86	02/12/20	02/21/20
CENTURYLINK	1130003708	534.45	02/12/20	02/21/20
STRYKER SALES CORPORATION	1130003709	1,906.50	02/12/20	02/19/20
MATLICK ENTERPRISES INC DBA	1130003711	56.13	02/12/20	02/20/20
VERIZON WIRELESS SERVICES LLC	1130003712	495.93	02/12/20	02/20/20
Fund: 1131				Fund Total: 27,932.66
Status: PAID				Status Total: 27,932.66
RAUL SCHCOLNICK	1131000498	794.36	02/07/20	02/25/20
ARIZONA STATE RETIREMENT SYSTEM	1131000499	13,028.42	02/07/20	02/11/20
AZ FF RETIREE HEALTH TRUST FUND	1131000500	125.00	02/07/20	02/12/20
JAMES R. VAUGHN, PC TRUST ACCOUNT	1131000501	260.91	02/07/20	02/13/20
JAMES R. VAUGHN, PC TRUST ACCOUNT	1131000502	327.25	02/21/20	02/26/20
ARIZONA STATE RETIREMENT SYSTEM	1131000503	12,225.04	02/21/20	02/25/20
AZ FF RETIREE HEALTH TRUST FUND	1131000504	125.00	02/21/20	02/25/20
KEVIN M BOWMAN	1131000505	1,046.68	02/26/20	02/28/20
	Count	Amount		
Total OUTS:	39	53,068.93		
Total PAID:	84	137,308.37		



Pinal County Treasurer Pending Treasurer Receipt

Control No. 343408

Treasurer's Office Use
Receipt No.: _____
Posted By: _____

Receipt Date: 2/6/2020 Cash: \$0.00 Submitted By: JenniferBurke1
 Total Amount: \$58,200.00 Check: \$0.00 Department: Superstition Fire & Medical District
 Wire/Direct Deposit: \$58,200.00
 Credit Card: \$0.00

GL	Source	Cost	Object	Subsid	Subled	Type	Notes	Amount
6116421002	73160.0						WIRED MONEY TO GROUND TRANSPORT FUND	\$58,200.00

C-1



Control No. 343695

Pinal County Treasurer Pending Treasurer Receipt

Treasurer's Office Use	
Receipt No.:	_____
Posted By:	_____

Receipt Date: 2/13/2020 Cash: \$0.00 Submitted By: JenniferBurke1
 Total Amount: \$95,355.00 Check: \$0.00 Department: Superstition Fire & Medical District
 Wire/Direct Deposit: \$95,355.00
 Credit Card: \$0.00

GL	Source	Cost	Object	Subsid	Subled	Type	Notes	Amount
6116421002	73160.0						WIRED MONEY TO GROUND TRANSPORT FUND	\$95,355.00

ca

Superstition Fire & Medical District

AR Payment Register (Detail)

Bank ID: Equal To M

Check No. / Payment ID	Payee Name / Customer Name	Invoice No. / Account Number	Amount Paid
BANK: M - GROUND TRANSPORT FUND CHECKING			
DEPOSIT: 2,757 DATE: 02/26/20			
117071	Prof Credit/inv 5774/ck 117071	Check	\$853.79
	Professional Credit (PROCRE)	Invoice : 005774	\$853.79
		CHECK # 117071 TOTAL:	<u>\$853.79</u>
		DEPOSIT 2,757 TOTAL:	<u>\$853.79</u>
		TOTAL FOR BANK ID: M	<u><u>\$853.79</u></u>
		GRAND TOTAL OF ALL CHECKS:	\$853.79
		GRAND TOTAL OF ALL CREDIT CARDS:	\$0.00
		GRAND TOTAL OF ALL CASH:	\$0.00
		GRAND TOTAL OF ALL EFT:	\$0.00
		GRAND TOTAL OF ALL PAYMENTS:	<u>\$853.79</u>
		GRAND TOTAL OF ALL ADJUSTMENTS:	\$0.00
		COMBINED TOTAL:	<u><u>\$853.79</u></u>

0.3



Pinal County Treasurer

Pending Treasurer Receipt

Control No. 344294

Treasurer's Office Use
Receipt No.: _____
Posted By: _____

Receipt Date: 2/27/2020 Cash: \$0.00 Submitted By: JenniferBurke1
 Total Amount: \$107,835.00 Check: \$0.00 Department: Superstition Fire & Medical District
 Wire/Direct Deposit: \$107,835.00
 Credit Card: \$0.00

GL	Source	Cost	Object	Subsid	Subled	Type	Notes	Amount
6116421002	73160.0						WIRED MONEY TO GROUND TRANSPORT FUND	\$107,835.00

C-4

Superstition Fire & Medical District
GL Account Ledger - Detail By Period
2/1/2020 through 2/29/2020

Batch	Journal	Entry #	Date	Job	Document	Description	Debits	Credits	Balance
150-10-10150-10						PAYROLL ACCOUNT (TRANSPORT)			(\$969,305.55)
17373	PR	768729	02/07/20		498 - 3914	Payroll All Freq 2/2/2020	-	52,187.50	(1,021,493.05)
17381	J	768945	02/07/20		JE0204	Paydate 02.07.20 Rcls	-	13,752.01	(1,035,245.06)
17381	J	768949	02/07/20		JE0204	Paydate 02.07.20 Rcls	-	1,638.86	(1,036,883.92)
17385	PR	769112	02/21/20		43407 - 43412	Voided Payroll 2/16/2020	5,910.29	-	(1,030,973.63)
17385	PR	769098	02/21/20		502 - 43412	Payroll All Freq 2/16/2020	-	55,057.45	(1,086,031.08)
17396	J	769403	02/21/20		JE0207	Paydate 022120 Rcls	-	12,743.08	(1,098,774.16)
17396	J	769407	02/21/20		JE0207	Paydate 022120 Rcls	-	1,851.12	(1,100,625.28)
						PAYROLL ACCOUNT (TRANSPORT) TOTALS:	\$5,910.29	\$137,230.02	(\$1,100,625.28)

TOTAL OF LEDGER: **\$137,230.02**

(E)

Jennifer Burke

From: Lori Hlavin
Sent: Monday, March 2, 2020 2:59 PM
To: Jennifer Burke
Cc: Roger Wood
Subject: RE: End of Month

Hi Jenn,



Kevin Bowman's check is included in the 3/6/20 pay date processing and reporting. His check needed to be issued on 2/26/20, which was after the 2/21/20 pay date was closed, so the imbalance should clear when this week's payroll is completed and posted to the GL.

Please let me know if you need me to do anything in the meantime.



Lori Hlavin, M.B.A. | Account Clerk Payroll
Superstition Fire & Medical District
Office | (480) 982-4440 ext. 122
Email | lori.hlavin@sfmd.az.gov
Website | sfmd.az.gov



Connect with



From: Jennifer Burke <jennifer.burke@sfmd.az.gov>
Sent: Monday, March 2, 2020 2:47 PM
To: Lori Hlavin <Lori.Hlavin@sfmd.az.gov>
Cc: Roger Wood <roger.wood@sfmd.az.gov>
Subject: End of Month

Hi Lori,

There is an imbalance in the 150 Fund the amount of Kevin Bowman's final check. It's recorded at the bank, but was it not posted in CYMA (I'm not seeing in the GL)?

Commercial Checking Acct Public Funds

Account number: 4942920083 ■ February 1, 2020 - February 29, 2020 ■ Page 1 of 5



SUPERSTITION FIRE & MEDICAL DISTRICT
GROUND TRANSPORTATION
565 N IDAHO RD
APACHE JUNCTION AZ 85119-4014

Questions?

Call your Customer Service Officer or Client Services
1-800-AT WELLS (1-800-289-3557)
5:00 AM TO 6:00 PM Pacific Time Monday - Friday

Online: wellsfargo.com

Write: Wells Fargo Bank, N.A. (182)
PO Box 63020
San Francisco, CA 94163

Account summary

Commercial Checking Acct Public Funds

$$\begin{array}{r} 100 \\ \hline 280^{00} \end{array}$$

$$\begin{array}{r} 150 \\ \hline 7934^{36} \end{array}$$
1

Account number	Beginning balance	Total credits	Total debits	Ending balance
4942920083	\$5,643.99	\$264,944.85	-\$262,374.48	\$8,214.36

Credits

Electronic deposits/bank credits

Effective date	Posted date	Amount	Transaction detail
	02/03	265.00	Merchant Service Merch Dep 200131 8029396648 Superstition Fire and
	02/03	1,378.72	Bcbs of Arizona Hcclaimpmt 200130 1184003220 TRN*1*506691991*1860004538\
	02/03	450.95	Aetna H09 Hcclaimpmt 1184003220 TRN*1*160129200346594*1066033492\
	02/03	193.50	Hhp Texas Hcclaimpmt 200203 362703 TRN*1*011840012648329*1610994632\
	02/03	20.00	Pnp Billpayment 012920Sett 200203 6500 Apache Junction Fire D
	02/04	50.00	Merchant Service Merch Dep 200202 8029396648 Superstition Fire and
	02/04	46.43	Merchant Service Merch Dep 200203 8029396648 Superstition Fire and
	02/04	1,517.65	Aetna AS01 Hcclaimpmt 1184003220 TRN*1*820030000285244*1066033492\
	02/04	826.99	Hhp Texas Hcclaimpmt 200204 362703 TRN*1*011840012650536*1610994632\
	02/04	756.72	Hhp Texas Hcclaimpmt 200204 362703 TRN*1*011840012648815*1610994632\
	02/04	744.83	Noridian Azutmt Hcclaimpmt 200201 1184003220 TRN*1*892101769*1450173185~
	02/04	221.36	Aetna AS01 Hcclaimpmt 1184003220 TRN*1*882002701046727*1066033492\
	02/04	206.93	Humana Ins CO Hcclaimpmt 200204 362703 TRN*1*001290048506208*1391263473\
	02/05	222.42	Merchant Service Merch Dep 200204 8029396648 Superstition Fire and
	02/05	1,546.05	Noridian Azutmt Hcclaimpmt 200203 1184003220 TRN*1*892105632*1450173185~

Electronic deposits/bank credits (continued)

Effective date	Posted date	Amount	Transaction detail
	02/05	716.07	Mercy Care Plan Hcclaimpmt 200204 00145658 TRN*1*5420947*1860527381* Mercy Care Advantage - S
	02/05	223.03	Aetna AS01 Hcclaimpmt 1184003220 TRN*1*882003101003366*1066033492\
	02/06	41,105.00	WT Seq#57411 Superstition Fire & Med /Org=Superstition Fire & Medical Distri Srf# Gb00000031081502 Trn#200206057411 Rfb# 419
	02/06	2,135.48	Merchant Service Merch Dep 200205 8029396648 Superstition Fire and
	02/06	364.34	Noridian Azutmt Hcclaimpmt 200204 1184003220 TRN*1*892109525*1450173185~
	02/07	125.00	Merchant Service Merch Dep 200206 8029396648 Superstition Fire and
	02/07	9,295.93	Noridian Azutmt Hcclaimpmt 200206 1184003220 TRN*1*892113439*1450173185~
	02/07	791.83	Hhp Texas Hcclaimpmt 200207 362703 TRN*1*011840012651857*1610994632\
	02/07	342.56	36 Treas 310 Misc Pay 020720 xxxxx0012 046938600\
	02/07	290.99	Aetna AS01 Hcclaimpmt 1184003220 TRN*1*882003401010452*1066033492\
	02/07	235.31	Humana Ins CO Hcclaimpmt 200207 362703 TRN*1*001290048588730*1391263473\
	02/07	95.38	Bcbs of Arizona Hcclaimpmt 200205 1184003220 TRN*1*507684277*1860004538\
	02/07	83.75	Aetna AS01 Hcclaimpmt 1184003220 TRN*1*820035000240397*1066033492\
	02/10	750.47	Merchant Service Merch Dep 200208 8029396648 Superstition Fire and
	02/10	93.86	Merchant Service Merch Dep 200207 8029396648 Superstition Fire and
	02/10	1,062.30	Hhp Texas Hcclaimpmt 200210 362703 TRN*1*011840012653238*1610994632\
	02/10	206.19	Hwho Hcclaimpmt 200210 362703 TRN*1*009000012216771*1391525003\
	02/10	196.79	Mercy Care Plan Hcclaimpmt 200207 00145658 TRN*1*5422142*1860527381*Altcs General\
	02/11	8,518.48	Noridian Azutmt Hcclaimpmt 200207 1184003220 TRN*1*892121740*1450173185~
	02/11	202.45	Hhp Texas Hcclaimpmt 200211 362703 TRN*1*011840012655151*1610994632\
	02/11	90.13	Bcbs of Arizona Hcclaimpmt 200207 1184003220 TRN*1*507783873*1860004538\
	02/12	11,420.82	Mercy Care Plan Hcclaimpmt 200211 00145658 TRN*1*5424281*1860527381*Ahcccs Acute\
	02/12	3,518.62	Noridian Azutmt Hcclaimpmt 200210 1184003220 TRN*1*892125585*1450173185~
	02/12	1,839.31	Mercy Care Plan Hcclaimpmt 200211 00145658 TRN*1*5427245*1860527381* Mercy Care Advantage - S
	02/12	191.99	Bcbs of Arizona Hcclaimpmt 200210 1184003220 TRN*1*507940018*1860004538\
	02/13	53,220.00	WT Seq#61609 Superstition Fire & Med /Org=Superstition Fire & Medical Distri Srf# Gb00000031241645 Trn#200213061609 Rfb# 422
	02/13	130.72	Merchant Service Merch Dep 200212 8029396648 Superstition Fire and

Electronic deposits/bank credits (continued)

Effective date	Posted date	Amount	Transaction detail
	02/13	1,963.65	Noridian Azutmt Hcclaimpmt 200212 1184003220 TRN*1*892129407*1450173185~
	02/13	503.23	Hhp Texas Hcclaimpmt 200213 362703 TRN*1*011840012657109*1610994632\
	02/13	187.42	Aetna H09 Hcclaimpmt 1184003220 TRN*1*160210200279970*1066033492\
	02/14	50.00	Merchant Service Merch Dep 200213 8029396648 Superstition Fire and
	02/14	1,271.73	Ahcccs Programma Hcclaimpmt 200212 202002121160842 TRN*1*202002121160842*1866004791*Ffsv
	02/14	771.71	Noridian Azutmt Hcclaimpmt 200212 1184003220 TRN*1*892132955*1450173185~
	02/18	150.00	Merchant Service Merch Dep 200215 8029396648 Superstition Fire and
	02/18	2,469.88	Noridian Azutmt Hcclaimpmt 200213 1184003220 TRN*1*892138208*1450173185~
	02/18	736.41	Mercy Care Plan Hcclaimpmt 200214 00145658 TRN*1*5428368*1860527381*Altcs General\
	02/18	234.18	36 Treas 310 Misc Pay 021820 xxxxx0012 SE*15*090256189\GE*1*47160389\lea*1*047160355\
	02/18	203.57	Bcbs of Arizona Hcclaimpmt 200213 1184003220 TRN*1*508088219*1860004538\
	02/19	50.00	Merchant Service Merch Dep 200218 8029396648 Superstition Fire and
	02/19	958.98	Humana Ins CO Hcclaimpmt 200219 362703 TRN*1*001290048830522*1391263473\
	02/19	456.43	Hhp Texas Hcclaimpmt 200219 362703 TRN*1*011840012660324*1610994632\
	02/19	401.92	Hhp Texas Hcclaimpmt 200219 362703 TRN*1*011840012660103*1610994632\
	02/19	353.13	36 Treas 310 Misc Pay 021920 xxxxx0012 *1*047189206\
	02/19	262.19	Hhp Texas Hcclaimpmt 200219 362703 TRN*1*011840012659811*1610994632\
	02/19	182.44	Mercy Care Plan Hcclaimpmt 200218 00145658 TRN*1*5430357*1860527381*Ahcccs Acute\
	02/20	1,385.59	Bcbs of Arizona Hcclaimpmt 200218 1184003220 TRN*1*508338483*1860004538\
	02/20	989.01	Noridian Azutmt Hcclaimpmt 200218 1184003220 TRN*1*892145612*1450173185~
	02/20	740.51	Aetna H09 Hcclaimpmt 1184003220 TRN*1*160214200320856*1066033492\
	02/21	1,251.21	Merchant Service Merch Dep 200220 8029396648 Superstition Fire and
	02/21	3,270.37	Noridian Azutmt Hcclaimpmt 200219 1184003220 TRN*1*892149456*1450173185~
	02/21	564.98	Aetna H09 Hcclaimpmt 1184003220 TRN*1*160218200459932*1066033492\
	02/21	522.05	Humana Ins CO Hcclaimpmt 200221 362703 TRN*1*001290048867742*1391263473\
	02/21	422.83	Hhp Texas Hcclaimpmt 200221 362703 TRN*1*011840012662060*1610994632\
	02/21	379.40	Aetna AS01 Hcclaimpmt 1184003220 TRN*1*820049000440729*1066033492\

Electronic deposits/bank credits (continued)

Effective date	Posted date	Amount	Transaction detail
	02/21	236.06	Hhp Texas Hcclaimpmt 200221 362703 TRN*1*011840012662872*1610994632\
	02/21	102.68	Humana Ins CO Hcclaimpmt 200221 362703 TRN*1*001290048884250*1391263473\
	02/24	125.00	Merchant Service Merch Dep 200221 8029396648 Superstition Fire and
	02/24	80.00	Merchant Service Merch Dep 200222 8029396648 Superstition Fire and
	02/24	6,902.40	Noridian Azutmt Hcclaimpmt 200220 1184003220 TRN*1*892153569*1450173185~
	02/24	273.31	Aetna H09 Hcclaimpmt 1184003220 TRN*1*160219200380412*1066033492\
	02/24	250.00	Pnp Billpayment 021920Sett 200224 6500 Apache Junction Fire D
	02/25	2,374.85	Noridian Azutmt Hcclaimpmt 200221 1184003220 TRN*1*892157443*1450173185~
	02/25	907.13	Humana Ins CO Hcclaimpmt 200225 362703 TRN*1*001290048926874*1391263473\
	02/25	479.58	Humana Cha Disb Hcclaimpmt 200225 362703 TRN*1*014840101132114*1611013183\
	02/25	300.00	Pnp Billpayment 022020Sett 200225 6500 Apache Junction Fire D
	02/25	121.97	Colonial Penn Li Hcclaimpmt 041001034522190 TRN*1*4522190*1231628836~
	02/25	97.98	Bcbs of Arizona Hcclaimpmt 200221 1184003220 TRN*1*508484171*1860004538\
	02/26	50.00	Merchant Service Merch Dep 200225 8029396648 Superstition Fire and
	02/26	7,597.16	Mercy Care Plan Hcclaimpmt 200225 00145658 TRN*1*5436159*1860527381*Ahcccs Acute\
	02/26	1,896.37	Bcbs of Arizona Hcclaimpmt 200224 1184003220 TRN*1*508631050*1860004538\
	02/26	946.21	Noridian Azutmt Hcclaimpmt 200224 1184003220 TRN*1*892161256*1450173185~
	02/26	366.73	Mercy Care Plan Hcclaimpmt 200225 00145658 TRN*1*5438925*1860527381*Mercy Care Advantage - S
	02/26	106.66	Bcbs of Arizona Hcclaimpmt 200224 1184003220 TRN*1*508633627*1860004538\
	02/27	65,290.00	WT Seq101494 Superstition Fire & Med /Org=Superstition Fire & Medical Distri Srf# Gb00000031565046 Trn#200227101494 Rfb# 424
	02/27	1,486.90	Noridian Azutmt Hcclaimpmt 200225 1184003220 TRN*1*892165162*1450173185~
	02/27	229.03	Optum Lifeprint Hcclaimpmt 091000014992699 TRN*1*4992699*1272337487~
	02/27	87.76	Bcbs of Arizona Hcclaimpmt 200225 1184003220 TRN*1*508687700*1860004538\
	02/28	146.19	Merchant Service Merch Dep 200227 8029396648 Superstition Fire and
	02/28	3,611.47	Noridian Azutmt Hcclaimpmt 200226 1184003220 TRN*1*892169486*1450173185~
	02/28	1,734.75	36 Treas 310 Misc Pay 022820 xxxxx0012 lea*1*047474183\
	02/28	1,517.65	Aetna AS01 Hcclaimpmt 1184003220 TRN*1*820056000214418*1066033492\



Electronic deposits/bank credits (continued)

Effective date	Posted date	Amount	Transaction detail
	02/28	669.56	Bcbs of Arizona Hcclaimpmt 200226 1184003220 TRN*1*508731974*1860004538\
	02/28	280.00	Pnp Billpayment 022520Sett 200228 6500 Apache Junction Fire D
	02/28	250.28	Ahcccs Programma Hcclaimpmt 200226 202002261172680 TRN*1*202002261172680*1866004791*Fqmb
		\$264,944.85	Total electronic deposits/bank credits
		\$264,944.85	Total credits

Debits

Electronic debits/bank debits

Effective date	Posted date	Amount	Transaction detail
	02/03	414.48	Merchant Service Merch Fee 200131 8029396648 Superstition Fire and
	02/06	58,200.00	WT Seq#57418 Pinal County /Bnf=Pinal County Master Sr## Gw00000031082477 Trn#200206057418 Rfb# 421
	02/06	20.00	WT Seq#57416 Pinal County /Bnf=Pinal County Master Sr## Gw00000031081503 Trn#200206057416 Rfb# 420
	02/13	95,355.00	WT Seq#61638 Pinal County /Bnf=Pinal County Master Sr## Gw00000031241475 Trn#200213061638 Rfb# 423
	02/27	107,835.00	WT Seq101565 Pinal County /Bnf=Pinal County Master Sr## Gw00000031565058 Trn#200227101565 Rfb# 426
	02/27	550.00	WT Seq101549 Pinal County /Bnf=Pinal County Master Sr## Gw00000031565057 Trn#200227101549 Rfb# 425
		\$262,374.48	Total electronic debits/bank debits
		\$262,374.48	Total debits

Daily ledger balance summary

Date	Balance	Date	Balance	Date	Balance
01/31	5,643.99	02/11	22,382.40	02/21	18,420.42
02/03	7,537.68	02/12	39,353.14	02/24	26,051.13
02/04	11,908.59	02/13	3.16	02/25	30,332.64
02/05	14,616.16	02/14	2,096.60	02/26	41,295.77
02/06	0.98	02/18	5,890.64	02/27	4.46
02/07	11,261.73	02/19	8,555.73	02/28	8,214.36
02/10	13,571.34	02/20	11,670.84		
Average daily ledger balance		\$12,356.00			

Commercial Checking Acct Public Funds

Account number: 4797829967 ■ February 1, 2020 - February 29, 2020 ■ Page 1 of 2

WELLS
FARGO

SUPERSTITION FIRE & MEDICAL DISTRICT
TRANSPORT LOCKBOX ACCOUNT
565 N IDAHO RD
APACHE JUNCTION AZ 85119-4014

Questions?

Call your Customer Service Officer or Client Services
1-800-AT WELLS (1-800-289-3557)
5:00 AM TO 6:00 PM Pacific Time Monday - Friday

Online: wellsfargo.com

Write: Wells Fargo Bank, N.A. (182)
PO Box 63020
San Francisco, CA 94163

Account summary

Commercial Checking Acct Public Funds

Account number	Beginning balance	Total credits	Total debits	Ending balance
4797829967	\$5,277.09	\$158,852.42	-\$159,665.00	\$4,464.51

J

Credits

Deposits

Effective date	Posted date	Amount	Transaction detail
	02/03	16,720.91	Wholesale Lockbox Deposit Los Angeles Box 845500 Deposit 1
	02/04	18,392.69	Wholesale Lockbox Deposit Los Angeles Box 845500 Deposit 1
	02/05	717.48	Wholesale Lockbox Deposit Los Angeles Box 845500 Deposit 1
	02/06	6,060.02	Wholesale Lockbox Deposit Los Angeles Box 845500 Deposit 1
	02/07	674.21	Wholesale Lockbox Deposit Los Angeles Box 845500 Deposit 1
	02/10	30,846.34	Wholesale Lockbox Deposit Los Angeles Box 845500 Deposit 1
	02/11	15,043.66	Wholesale Lockbox Deposit Los Angeles Box 845500 Deposit 1
	02/12	933.57	Wholesale Lockbox Deposit Los Angeles Box 845500 Deposit 1
	02/13	160.37	Wholesale Lockbox Deposit Los Angeles Box 845500 Deposit 1
	02/14	1,301.35	Wholesale Lockbox Deposit Los Angeles Box 845500 Deposit 1
	02/18	13,568.03	Wholesale Lockbox Deposit Los Angeles Box 845500 Deposit 1
	02/19	7,056.35	Wholesale Lockbox Deposit Los Angeles Box 845500 Deposit 1
	02/20	2,639.19	Wholesale Lockbox Deposit Los Angeles Box 845500 Deposit 1
	02/21	11,478.77	Wholesale Lockbox Deposit Los Angeles Box 845500 Deposit 1
	02/24	11,568.42	Wholesale Lockbox Deposit Los Angeles Box 845500 Deposit 1
	02/25	17,039.15	Wholesale Lockbox Deposit Los Angeles Box 845500 Deposit 1
	02/26	189.87	Wholesale Lockbox Deposit Los Angeles Box 845500 Deposit 1
	02/27	3,148.68	Wholesale Lockbox Deposit Los Angeles Box 845500 Deposit 1
	02/28	1,313.36	Wholesale Lockbox Deposit Los Angeles Box 845500 Deposit 1
		\$158,852.42	Total deposits
		\$158,852.42	Total credits



Debits

Electronic debits/bank debits

<i>Effective date</i>	<i>Posted date</i>	<i>Amount</i>	<i>Transaction detail</i>
	02/06	41,105.00	WT Seq#57411 Superstition Fire & Med /Bnf=Superstition Fire & Medical Distri Srf# Gb00000031081502 Trn#200206057411 Rfb# 419
	02/11	50.00	Deposited Item Retn Unpaid - Paper 200211
	02/13	53,220.00	WT Seq#61609 Superstition Fire & Med /Bnf=Superstition Fire & Medical Distri Srf# Gb00000031241645 Trn#200213061609 Rfb# 422
	02/27	65,290.00	WT Seq101494 Superstition Fire & Med /Bnf=Superstition Fire & Medical Distri Srf# Gb00000031565046 Trn#200227101494 Rfb# 424
		\$159,665.00	Total electronic debits/bank debits
		\$159,665.00	Total debits

Daily ledger balance summary

<i>Date</i>	<i>Balance</i>	<i>Date</i>	<i>Balance</i>	<i>Date</i>	<i>Balance</i>
01/31	5,277.09	02/11	52,577.40	02/21	36,495.03
02/03	21,998.00	02/12	53,510.97	02/24	48,063.45
02/04	40,390.69	02/13	451.34	02/25	65,102.60
02/05	41,108.17	02/14	1,752.69	02/26	65,292.47
02/06	6,063.19	02/18	15,320.72	02/27	3,151.15
02/07	6,737.40	02/19	22,377.07	02/28	4,464.51
02/10	37,583.74	02/20	25,016.26		
Average daily ledger balance		\$22,558.56			

Superstition Fire & Medical District

Balance Sheet

As of 2/29/2020

FUND: (150) Not Defined

Assets

Current Assets

Fund Cash (Transport)	\$1,508,541.62	
Payroll Account (Transport)	(1,100,625.28)	
Total Current Assets		<u>\$407,916.34</u>

(K)

Total Assets

\$407,916.34

Liabilities and Equity

Current Liabilities

Sales Tax Payable	\$22.23	
Voluntary Long Term Disability Ins	(439.35)	
Voluntary Supplemental Life Insurance	(173.87)	
Due To Other Funds	2,673,530.54	
Total Current Liabilities		<u>\$2,672,939.55</u>

Total Liabilities

\$2,672,939.55

Equity

Fund Balance - Transport Fund	\$(2,427,130.75)	
Current Year Profit/Loss	162,107.54	
Total Equity		<u>(2,265,023.21)</u>

Total Liabilities and Equity


\$407,916.34

ink.

manage your account online
www.chase.com/ink

Customer Service
1-800-945-2028


mobile: Download the
Chase Mobile® app today



New Balance
\$5,344.66
Minimum Payment Due
\$53.00
Payment Due Date
03/04/20

Late Payment Warning: If you do not receive your minimum payment by the due date, you may have to pay up to a \$39 late fee.
Minimum Payment Warning: Enroll in Auto-Pay and avoid missing a payment. To enroll, call the number on the back of your card or go to the web site listed above.

ACCOUNT SUMMARY



150F (L)

\$ 470¹⁶

VENDOR # Chasom
ACCOUNT # _____
APPROVAL DATE PAID 2/12/2020
WARRANT # 3701

0000001 FIS33339 C 1 Y 9 10 20/02/10 Page 1 of 3 06930 MA DA 23118 04110000010002311801



P.O. BOX 15123
WILMINGTON, DE 19850-5123
For Undeliverable Mail Only

42463152523264810000530000534466000000006

Get updates on the go
Log on to chase.com/alerts




\$ _____ Amount Enclosed
Make/Mail to Chase Card Services at the address below:

23116 BEX 9 04120 C
ROGER WOOD
SUPERSTITION FIRE
565 N IDAHO RD
APACHE JUNCTION AZ 85119-4014

CARDMEMBER SERVICE
PO BOX 6294
CAROL STREAM IL 60187-6294

500016028 15952523264815



ACCOUNT ACTIVITY

Date of Transaction	Merchant Name or Transaction Description	\$ Amount
01/21	Payment ThankYou Image Check	-2,365.77
01/21	Payment ThankYou Image Check	-5,585.37
01/21	Payment ThankYou Image Check	-3,020.03
01/15	NATIONAL REGISTRY EMT 614-888-4484 OH 100F 18236 \$620 ⁰⁰	835.00 150F 18237 \$215 ⁰⁰
01/22	OFFICEMAX/DEPOT 6678 APACHE JUNCTI AZ 100F 18256 \$613 ⁷⁹	92.08 150F 18257 \$30 ⁷⁹
01/27	USPS PO 0302590130 APACHE JUNCTI AZ 100F 18296 \$40 ⁰⁴	60.36 150F 18297 \$20 ¹²
02/05	AZ DEPT OF REVENUE TMACCONNEL@AZ AZ 100F 18322 \$630 ⁰⁰	289.51 150F 18323 \$75 ⁷⁹ 400F 18324 \$150 ⁰⁰
02/05	PNP AZ DOR TAXFEE info@pointand MI 100F 18322 \$14 ⁷	6.80 150F 18323 \$17 ⁹ 400F 18324 \$35 ⁴
	ROGER WOOD TRANSACTIONS THIS CYCLE (CARD 6481) \$9687.42- INCLUDING PAYMENTS RECEIVED	
01/19	AQUARIUS FRONT DESK LAUGHLIN NV 18267	92.26 100F
01/19	AQUARIUS FRONT DESK LAUGHLIN NV 18267	92.26 100F
01/19	AQUARIUS FRONT DESK LAUGHLIN NV 18267	92.26 100F
01/19	AQUARIUS FRONT DESK LAUGHLIN NV 18267	92.26 100F
	MIKE FARBER TRANSACTIONS THIS CYCLE (CARD 6523) \$369.04	
01/22	76 - GOOD 2 GO 555 PRESCOTT AZ 18265	70.25 100F
01/23	PRESCOTT RESORT AND CONFE PRESCOTT AZ 18265	234.21 100F
	RICHARD MCDONEY TRANSACTIONS THIS CYCLE (CARD 6572) \$304.46	
01/15	USPS KIOSK 0302599550 APACHE JUNCTI AZ 18243	16.50 100F
	KELLY BARTZ TRANSACTIONS THIS CYCLE (CARD 6598) \$16.50	
01/16	Amazon.com*G88ZNBK3 Amzn.com/bill WA 18290	14.94 100F
01/17	AQUARIUS FRONT DESK 8886625825 NV 18269	178.89 100F
01/19	AQUARIUS FRONT DESK 8886625825 NV 18269	92.26 100F
01/19	AQUARIUS FRONT DESK 8886625825 NV 18269	92.26 100F
01/19	AQUARIUS FRONT DESK 8886625825 NV 18269	5.53 100F
01/28	AMZN Mktg US*RT0XX1NK3 Amzn.com/bill WA 18291	155.31 100F
02/06	VISTAPR*VistaPrint.com 866-8936743 MA 18343	61.36 100F
	ANNA BUTEL TRANSACTIONS THIS CYCLE (CARD 6655) \$600.65	
01/23	COSTCO WHSE #1028 MESA AZ 100F 18304 -915 ⁷⁹	-1,372.78 150F 18305 -845 ⁷⁹
01/09	OFFICEMAX/DEPOT 6678 APACHE JUNCTI AZ 100F 18304 \$69 ⁹⁶	104.93 150F 18305 \$34 ⁹⁷
01/13	AMERICAN FILTER & EQUI PHOENIX AZ 18304	75.56 100F
01/14	AMZN Mktg US*5D91587A3 Amzn.com/bill WA 100F 18304 \$111 ⁸⁸	175.31 150F 18305 \$58 ⁴³
01/16	Amazon.com*3K80M6283 Amzn.com/bill WA 18304	114.64 100F
01/21	FEDEX 503579095 MEMPHIS TN 18304	63.94 100F
01/23	COSTCO WHSE #1028 MESA AZ 100F 18304 \$693 ⁰⁰	1,039.68 150F 18305 \$346 ⁵⁶
01/28	Amazon.com*DL29U6NK3 Amzn.com/bill WA 18304	55.66 100F
01/31	PAYPAL *FONTAINEBRA 402-935-7733 CA 18304	159.80 100F
01/30	NOREGON SYSTEMS INC GREENSBORO NC 18304	400.00 100F
01/30	Dollar Tree, Inc. 877-530-8733 VA 100F 18304 \$22 ⁷⁶	34.14 150F 18305 \$11 ³⁹
01/30	Dollar Tree, Inc. 877-530-8733 VA 100F 18304 \$73 ⁹⁸	110.96 150F 18305 \$36 ⁹⁸
02/06	Amazon.com*CJ8YF9VM3 Amzn.com/bill WA 100F 18304 \$146 ⁰⁰	219.16 150F 18305 \$73 ⁰⁰
02/06	AMZN Mktg US*ZP1BN5JT3 Amzn.com/bill WA 100F 18304 \$45 ⁹⁶	68.94 150F 18305 \$22 ⁹²
02/09	Amazon.com*4L5EJ9FQ3 Amzn.com/bill WA 18304	146.86 100F
	VAUGHN CROSHAW TRANSACTIONS THIS CYCLE (CARD 0687) \$1398.80	
01/22	ONE BEAT CPR LEARNING 855-663-2328 FL 18263	123.29 400F
01/23	NFPA NATL FIRE PROTECT 800-344-3555 MA 18262	909.00 100F
01/23	FLAMINGO HOTEL RSVN 8662094732 NV 18261	225.63 100F
01/27	ALG*AIR 9KGDGM 702-505-8888 NV 18278	84.00 100F
	030820 T J IWA LAS TINA GEROLA TRANSACTIONS THIS CYCLE (CARD 6473) \$1341.92	
02/04	FRONTIER ACE HARDWARE APACHE JUNCTI AZ 18304	31.54 100F
	FOX TANNER TRANSACTIONS THIS CYCLE (CARD 2889) \$31.54	

2020 Totals Year-to-Date	
Total fees charged in 2020	\$0.00
Total interest charged in 2020	\$0.00

Superstition Fire & Medical District Monthly Pinal County Treasurer's Bank Account Reconciliation

200 Capital Projects Fund

Reconciliation References:

- A Previous month's bank ending balance / current month's bank beginning balance
- B Interest Income
- C Current month's property tax receipts (real and personal)
- D Current month's Accounts Payable disbursements
- E Current month's refunded interest
- F Current month's bank ending balance
- G Accounts Payable checks outstanding at month-end
- H Cash Balance per G/L Balance Sheet



**Superstition Fire & Medical District
Capital Project (Fund 200) Cash Reconciliation
Fiscal Year 2019- 2020
2/29/2020**

	Deposits (Cash Receipts)	Cash Disbursements	Book Balance
Book Balance as of: 2/1/2020			<u>\$1,169,699.30</u> (A)
<u>Activity During the Month</u>			
Journal Entries:			
Interest Income (Expense):	1,426.98		1,426.98 (B)
Deposits			-
Revenue Transfer			-
Cash Receipts			-
2017 Real Estate Taxes			-
2018 Real Estate Taxes	4,796.71		4,796.71
2019 Real Estate Taxes	24,042.93		24,042.93
2017 Pers. Prop. Taxes	78.78		78.78
2018 Pers. Prop. Taxes	229.60		229.60
2019 Pers. Prop. Taxes	2,349.83		2,349.83
SRP Contributions			-
Cash Disbursements			
A) Accounts Payable		(802,080.36)	(802,080.36) (D)
B) Transfer In / Out			-
C) Refund Interest		(2.39)	(2.39) (E)
	<u>\$32,924.83</u>	<u>(802,082.75)</u>	<u>\$400,541.38</u>

Pinal County Bank Balance

Ending Bank Balance as of: 2/29/2020 Balance from YTD Column \$ 400,541.38 (F)

Less: Outstanding Warrants

Check # 592

(G) (3,500.00)

(3,500.00)
\$ 397,041.38

Prepared by: *Spencer Duke 3/2/2020*

Balance per B/S \$ 397,041.38 (H)

Reviewed by: *Roger Wood 3/3/2020*

Difference \$ -



Pinal County Treasurer

Monthly Statement

Date Range: 2/1/2020 to 2/29/2020

Account	Period	YTD		
6116421101	Superstition Fire & Medical Dist Capital Projects			
Begin Balance:	(A) 1,169,699.30	713,906.74		
Income:	32,924.83	708,363.08		
LOC Advance:	.00	.00		
Expense:	(802,082.75)	(1,021,728.44)	LOC:	.00
LOC Payments:	.00	.00	Warrants Outstanding:	(3,500.00)
Cash Balance:	(F) 400,541.38	400,541.38	End:	397,041.38

Monthly Statement Summary

Source Code	Description	MTDAmount	YTDAmount
6116421101	Superstition Fire & Medical Dist Capital Projects	Beginning Balance:	1,169,699.30
			713,906.74
11100.2017	2017 Real Estate Taxes	.00	.19
11100.2018	2018 Real Estate Taxes	4,796.71	13,275.38
11100.2019	2019 Real Estate Taxes	24,042.93	629,370.35
12100.2017	2017 Personal Property Taxes	78.78	441.68
12100.2018	2018 Personal Property Taxes	229.60	1,749.99
12100.2019	2019 Personal Property Taxes	2,349.83	61,325.98
14100.0	Salt River Contribution	.00	14,055.40
21100.40	Wells Fargo Bank Investment Interest	15.78	105.36
21100.41	Wells Fargo Repo Investment Interest	.00	1,516.17
21100.43	Wells Fargo Trust Investment Interest	6.34	83.22
21100.46	Wells Fargo Investment Investment Interest	221.29	1,532.58
21100.47	WF Money Market Investment Interest	52.51	52.51
21100.48	WF Brokerage Account Investment Interest	162.65	162.65
21100.55	Multi-Bank Securities Investment Interest	40.58	543.47
21100.70	Vining Sparks Investment Interest	735.13	4,176.39
21100.80	Stifel Nicolaus & Company Investment Interest	192.70	1,286.44
73750.0	Revenue Transfer	.00	(21,314.68)
90400.0	Refund Interest	(2.39)	(3.42)
90930.0	Warrants Redeemed	(802,080.36)	(1,021,725.02)
	Ending Balance:	400,541.38	400,541.38

Handwritten notes: (C) \$31,497.85, (B) \$1,426.98, (D), (E)

Monthly Statement Detail

Date	Notes	Doc #	Amount	C/D
6116421101 Superstition Fire & Medical Dist Capital Projects			Beginning Balance: 1,169,699.30	
11100.2018 2018 Real Estate Taxes			Source Code Total: 4,796.71	
02/03	Tax Distribution	0	35.10	C
02/03	Tax Distribution	0	54.91	C
02/04	Tax Distribution	0	3.92	C
02/05	Tax Distribution	0	6.90	C
02/05	Tax Distribution	0	39.10	C
02/06	Tax Distribution	0	24.05	C
02/07	Tax Distribution	0	.11	C
02/07	Tax Distribution	0	20.88	C
02/07	Tax Distribution	0	16.28	C
02/10	Tax Distribution	0	8.58	C
02/10	Tax Distribution	0	20.68	C
02/11	Tax Distribution	0	(.19)	C
02/11	Tax Distribution	0	8.87	C
02/12	Tax Distribution	0	13.92	C
02/12	Tax Distribution	0	123.46	C
02/13	Tax Distribution	0	12.38	C



Pinal County Treasurer

Monthly Statement

Date Range: 2/1/2020 to 2/29/2020

02/19	Tax Distribution	0	33.76	C
02/19	Tax Distribution	0	10.45	C
02/19	Tax Distribution	0	17.07	C
02/20	Tax Distribution	0	11.15	C
02/20	Tax Distribution	0	237.63	C
02/21	Tax Distribution	0	3,131.39	C
02/24	Tax Distribution	0	341.74	C
02/24	Tax Distribution	0	358.30	C
02/24	Tax Distribution	0	103.45	C
02/25	Tax Distribution	0	162.82	C
11100.2019 2019 Real Estate Taxes			Source Code Total: 24,042.93	
02/03	Tax Distribution	0	266.81	C
02/03	Tax Distribution	0	281.24	C
02/03	Tax Distribution	0	114.97	C
02/03	Tax Distribution	0	16.14	C
02/04	Tax Distribution	0	29.54	C
02/04	Tax Distribution	0	18.07	C
02/04	Tax Distribution	0	55.40	C
02/04	Tax Distribution	0	88.15	C
02/05	Tax Distribution	0	228.50	C
02/05	Tax Distribution	0	201.85	C
02/05	Tax Distribution	0	142.07	C
02/05	Tax Distribution	0	154.31	C
02/05	Tax Distribution	0	570.99	C
02/06	Tax Distribution	0	101.32	C
02/06	Tax Distribution	0	117.24	C
02/06	Tax Distribution	0	90.76	C
02/06	Tax Distribution	0	165.68	C
02/07	Tax Distribution	0	132.96	C
02/07	Tax Distribution	0	395.77	C
02/07	Tax Distribution	0	47.57	C
02/07	Tax Distribution	0	144.24	C
02/10	Tax Distribution	0	106.51	C
02/10	Tax Distribution	0	650.43	C
02/10	Tax Distribution	0	356.76	C
02/10	Tax Distribution	0	166.78	C
02/11	Tax Distribution	0	(.19)	C
02/11	Tax Distribution	0	82.40	C
02/11	Tax Distribution	0	64.02	C
02/12	Tax Distribution	0	111.81	C
02/12	Tax Distribution	0	248.03	C
02/12	Tax Distribution	0	104.14	C
02/13	Tax Distribution	0	548.98	C
02/13	Tax Distribution	0	119.46	C
02/13	Tax Distribution	0	273.81	C
02/14	Tax Distribution	0	365.07	C
02/14	Tax Distribution	0	562.95	C
02/14	Tax Distribution	0	103.86	C
02/18	Tax Distribution	0	35.73	C
02/18	Tax Distribution	0	180.91	C
02/18	Tax Distribution	0	334.68	C
02/19	Tax Distribution	0	294.01	C
02/19	Tax Distribution	0	156.62	C
02/19	Tax Distribution	0	514.98	C
02/19	Tax Distribution	0	439.83	C
02/19	Tax Distribution	0	373.66	C
02/20	Tax Distribution	0	622.77	C



Pinal County Treasurer

Monthly Statement

Date Range: 2/1/2020 to 2/29/2020

02/20	Tax Distribution	0	840.96	C
02/20	Tax Distribution	0	578.51	C
02/21	Tax Distribution	0	235.33	C
02/21	Tax Distribution	0	815.35	C
02/21	Tax Distribution	0	63.06	C
02/24	Tax Distribution	0	133.95	C
02/24	Tax Distribution	0	867.29	C
02/24	Tax Distribution	0	373.82	C
02/24	Tax Distribution	0	1,275.45	C
02/24	Tax Distribution	0	42.26	C
02/25	Tax Distribution	0	(8.17)	C
02/25	Tax Distribution	0	1,576.04	C
02/25	Tax Distribution	0	280.06	C
02/25	Tax Distribution	0	434.46	C
02/26	Tax Distribution	0	(8.85)	C
02/26	Tax Distribution	0	621.89	C
02/26	Tax Distribution	0	633.74	C
02/26	Tax Distribution	0	121.94	C
02/26	Tax Distribution	0	468.67	C
02/26	Tax Distribution	0	407.52	C
02/27	Tax Distribution	0	1,026.85	C
02/27	Tax Distribution	0	576.76	C
02/27	Tax Distribution	0	383.55	C
02/28	Tax Distribution	0	1,236.68	C
02/28	Tax Distribution	0	758.03	C
02/28	Tax Distribution	0	69.66	C
02/28	Tax Distribution	0	56.53	C
12100.2017 2017 Personal Property Taxes			Source Code Total: 78.78	
02/03	Tax Distribution	0	9.84	C
02/03	Tax Distribution	0	1.04	C
02/04	Tax Distribution	0	4.64	C
02/05	Tax Distribution	0	.24	C
02/05	Tax Distribution	0	.35	C
02/07	Tax Distribution	0	1.43	C
02/13	Tax Distribution	0	14.19	C
02/14	Tax Distribution	0	1.03	C
02/14	Tax Distribution	0	1.17	C
02/19	Tax Distribution	0	1.35	C
02/19	Tax Distribution	0	35.30	C
02/24	Tax Distribution	0	1.40	C
02/26	Tax Distribution	0	1.99	C
02/27	Tax Distribution	0	3.87	C
02/28	Tax Distribution	0	.94	C
12100.2018 2018 Personal Property Taxes			Source Code Total: 229.60	
02/03	Tax Distribution	0	11.57	C
02/03	Tax Distribution	0	4.66	C
02/06	Tax Distribution	0	1.15	C
02/07	Tax Distribution	0	2.89	C
02/10	Tax Distribution	0	2.12	C
02/11	Tax Distribution	0	8.66	C
02/12	Tax Distribution	0	5.38	C
02/13	Tax Distribution	0	9.72	C
02/13	Tax Distribution	0	14.90	C
02/14	Tax Distribution	0	1.04	C
02/14	Tax Distribution	0	1.17	C
02/18	Tax Distribution	0	1.90	C
02/19	Tax Distribution	0	.09	C



Pinal County Treasurer

Monthly Statement

Date Range: 2/1/2020 to 2/29/2020

02/19	Tax Distribution	0	.99	C
02/19	Tax Distribution	0	34.03	C
02/19	Tax Distribution	0	8.63	C
02/20	Tax Distribution	0	89.10	C
02/21	Tax Distribution	0	7.77	C
02/24	Tax Distribution	0	3.50	C
02/24	Tax Distribution	0	.61	C
02/26	Tax Distribution	0	.29	C
02/26	Tax Distribution	0	1.99	C
02/26	Tax Distribution	0	1.53	C
02/27	Tax Distribution	0	5.41	C
02/28	Tax Distribution	0	10.50	C
12100.2019 2019 Personal Property Taxes			Source Code Total: 2,349.83	
02/03	Tax Distribution	0	35.50	C
02/03	Tax Distribution	0	62.41	C
02/03	Tax Distribution	0	20.08	C
02/04	Tax Distribution	0	8.11	C
02/05	Tax Distribution	0	30.07	C
02/05	Tax Distribution	0	7.71	C
02/05	Tax Distribution	0	2.53	C
02/05	Tax Distribution	0	(106.22)	C
02/06	Tax Distribution	0	6.60	C
02/06	Tax Distribution	0	5.30	C
02/06	Tax Distribution	0	34.80	C
02/06	Tax Distribution	0	3.75	C
02/07	Tax Distribution	0	23.20	C
02/07	Tax Distribution	0	2.15	C
02/07	Tax Distribution	0	2.45	C
02/07	Tax Distribution	0	28.32	C
02/10	Tax Distribution	0	26.00	C
02/10	Tax Distribution	0	22.50	C
02/10	Tax Distribution	0	54.44	C
02/10	Tax Distribution	0	9.88	C
02/11	Tax Distribution	0	15.23	C
02/11	Tax Distribution	0	21.74	C
02/12	Tax Distribution	0	22.27	C
02/12	Tax Distribution	0	16.79	C
02/12	Tax Distribution	0	16.99	C
02/13	Tax Distribution	0	56.86	C
02/13	Tax Distribution	0	5.17	C
02/13	Tax Distribution	0	16.35	C
02/14	Tax Distribution	0	50.76	C
02/14	Tax Distribution	0	42.96	C
02/18	Tax Distribution	0	32.42	C
02/18	Tax Distribution	0	36.28	C
02/19	Tax Distribution	0	17.34	C
02/19	Tax Distribution	0	16.79	C
02/19	Tax Distribution	0	85.41	C
02/19	Tax Distribution	0	76.18	C
02/19	Tax Distribution	0	61.38	C
02/20	Tax Distribution	0	77.22	C
02/20	Tax Distribution	0	51.64	C
02/20	Tax Distribution	0	89.10	C
02/21	Tax Distribution	0	15.42	C
02/21	Tax Distribution	0	45.23	C
02/24	Tax Distribution	0	58.74	C
02/24	Tax Distribution	0	59.43	C



Pinal County Treasurer

Monthly Statement

Date Range: 2/1/2020 to 2/29/2020

02/24	Tax Distribution	0	58.67	C
02/24	Tax Distribution	0	134.10	C
02/25	Tax Distribution	0	72.92	C
02/25	Tax Distribution	0	106.84	C
02/25	Tax Distribution	0	23.46	C
02/25	Tax Distribution	0	16.96	C
02/26	Tax Distribution	0	65.44	C
02/26	Tax Distribution	0	28.81	C
02/26	Tax Distribution	0	18.25	C
02/26	Tax Distribution	0	92.55	C
02/26	Tax Distribution	0	76.95	C
02/27	Tax Distribution	0	88.61	C
02/27	Tax Distribution	0	64.72	C
02/27	Tax Distribution	0	21.31	C
02/28	Tax Distribution	0	13.73	C
02/28	Tax Distribution	0	110.45	C
02/28	Tax Distribution	0	84.47	C
02/28	Tax Distribution	0	4.31	C
21100.40 Wells Fargo Bank Investment Interest			Source Code Total: 15.78	
02/03	Investment Interest	0	15.78	C
21100.43 Wells Fargo Trust Investment Interest			Source Code Total: 6.34	
02/04	Investment Interest	0	6.34	C
21100.46 Wells Fargo Investment Investment Interest			Source Code Total: 221.29	
02/03	Investment Interest	0	5.14	C
02/25	Investment Interest	0	140.00	C
02/25	Investment Interest	0	76.15	C
21100.47 WF Money Market Investment Interest			Source Code Total: 52.51	
02/04	Investment Interest	0	52.51	C
21100.48 WF Brokerage Account Investment Interest			Source Code Total: 162.65	
02/18	Investment Interest	0	80.23	C
02/18	Investment Interest	0	82.42	C
21100.55 Multi-Bank Securities Investment Interest			Source Code Total: 40.58	
02/25	Investment Interest	0	40.58	C
21100.70 Vining Sparks Investment Interest			Source Code Total: 735.13	
02/10	Investment Interest	0	109.15	C
02/19	Investment Interest	0	97.39	C
02/19	Investment Interest	0	214.04	C
02/19	Investment Interest	0	131.63	C
02/24	Investment Interest	0	9.61	C
02/25	Investment Interest	0	173.31	C
21100.80 Stifel Nicolaus & Company Investment Interest			Source Code Total: 192.70	
02/28	Investment Interest	0	192.70	C
90400.0 Refund Interest			Source Code Total: (2.39)	
02/05	162862 B99-93-90801 2019 Adjustment/Corr Refund	162862	(2.39)	D
90930.0 Warrants Redeemed			Source Code Total: (802,080.36)	
02/03	Paid Warrants	0	(32,586.71)	D
02/12	Paid Warrants	0	(711,322.57)	D
02/19	Paid Warrants	0	(57,946.08)	D
02/26	Paid Warrants	0	(225.00)	D

6116421101 Superstition Fire & Medical Dist Capital Projects **Ending Balance: 400,541.38**

Warrant Detail

Payee Name	Warrant	Amount	Issue Dt	Status Dt	Voucher
6116421101 Superstition Fire & Medical Dist Capital Projects					
Fund: 1107					Account Total: 805,580.36
Status: OUTS					Fund Total: 805,580.36
					Status Total: 3,500.00

9



Pinal County Treasurer

Monthly Statement

Date Range: 2/1/2020 to 2/29/2020

IMAGE TREND, INC.	1107000592	3,500.00	02/26/20	02/26/20	
Status: PAID					Status Total: 802,080.36
ALL JOBS CONSTRUCTION, INC.	1107000587	32,586.71	01/28/20	02/03/20	
HUGHES FIRE EQUIPMENT, INC.	1107000588	711,322.57	02/05/20	02/12/20	
CITY OF MESA	1107000589	225.00	02/12/20	02/26/20	
MOTOROLA SOLUTIONS, INC	1107000590	43,813.55	02/12/20	02/19/20	
MUNICIPAL EMERGENCY SERV. INC.	1107000591	14,132.53	02/12/20	02/19/20	
	Count	Amount			
Total OUTS:	1	3,500.00			
Total PAID:	5	802,080.36			

Superstition Fire & Medical District

Balance Sheet

As of 2/29/2020

FUND: (200) Capital Projects Fund

Assets

Current Assets

Fund Cash - Capital Projects
Due From other funds
Total Current Assets

\$397,041.38
1,300,295.36

\$ 397,041³⁸ H

\$1,697,336.74

Total Assets

\$1,697,336.74

Liabilities and Equity

Equity

Fund Balance - Capital Projects
Current Year Profit/Loss
Total Equity

\$2,013,838.92
(316,502.18)

1,697,336.74

Total Liabilities and Equity

\$1,697,336.74

Superstition Fire & Medical District Monthly Pinal County Treasurer's Bank Account Reconciliation

400 Special Revenue Fund

Reconciliation References:

- A Previous month's bank ending balance / current month's bank beginning balance
- B Interest Income
- C Current month's Deposits / Donations
- D Current month's Accounts Payable disbursements
- E Current month's bank ending balance
- F Cash Balance per G/L Balance Sheet
- G Chase MasterCard credit card payment – warrant #1105000283 (paid 2/12/2020)



**Superstition Fire & Medical District
Special Revenue (Fund 400) Cash Reconciliation
Fiscal Year 2019 - 2020
2/29/2020**

	Deposits (Cash Receipts)	Cash Disbursements	Book Balance
Book Balance as of: 2/1/2020			<u>\$48,232.05</u> (A)
<u>Activity During the Month</u>			
Journal Entries:			
Interest Income (Expense):	74.31		74.31 (B)
Cash Receipts			
46750 FEMA Grant Receipts			-
47020 AED Donations	129.45		129.45
47100 EMS Cardiac Donations			-
47110 EMS Equipment Donations			-
47120 Prevention/Pub Ed Donations			-
47130 General Donations	1,030.00		1,030.00 (C)
Deposits			-
Revenue Transfer			-
Cash Disbursements			
A) Accounts Payable		(277.47)	(277.47) (D)
B) Transfer In / Out			-
C) Refund Interest			-
	<u>\$1,233.76</u>	<u>(277.47)</u>	<u>\$49,188.34</u>
<u>Pinal County Bank Balance</u>			
Ending Bank Balance as of: 2/29/2020	Balance from YTD Column		\$ 49,188.34 (E)
Less: Outstanding Warrants	Check #		-
			-
			-
			<u>\$ 49,188.34</u>
Prepared by: <u>Janet Baker 3/2/2020</u>			Balance per B/S \$ 49,188.34 (F)
Reviewed by: <u>Roger Wood 3/3/2020</u>			Difference \$ -



Pinal County Treasurer

Monthly Statement

Date Range: 2/1/2020 to 2/29/2020

Account	Period	YTD		
6116422901	Superstition Fire & Medical Dist Special Revenue			
Begin Balance:	(A) 48,232.05	48,437.86		
Income:	1,233.76	20,619.16		
LOC Advance:	.00	.00		
Expense:	(277.47)	(19,868.68)	LOC:	.00
LOC Payments:	.00	.00	Warrants Outstanding:	.00
Cash Balance:	(E) 49,188.34	49,188.34	End:	49,188.34

Monthly Statement Summary

Source Code	Description	MTDAmount	YTDAmount
6116422901	Superstition Fire & Medical Dist Special Revenue	Beginning Balance:	48,232.05
			48,437.86
21100.40	Wells Fargo Bank Investment Interest	.66	5.34
21100.41	Wells Fargo Repo Investment Interest	.00	89.11
21100.43	Wells Fargo Trust Investment Interest	.26	5.22
21100.46	Wells Fargo Investment Investment Interest	11.97	96.35
21100.47	WF Money Market Investment Interest	2.18	2.18
21100.48	WF Brokerage Account Investment Interest	7.55	7.55
21100.55	Multi-Bank Securities Investment Interest	1.99	36.86
21100.70	Vining Sparks Investment Interest	39.21	262.24
21100.80	Stifel Nicolaus & Company Investment Interest	10.49	78.31
73160.0	Deposits	1,159.45	19,750.00
73750.0	Revenue Transfer	.00	286.00
90930.0	Warrants Redeemed	(277.47)	(19,868.68)
	Ending Balance:	49,188.34	49,188.34

Monthly Statement Detail

Date	Notes	Doc #	Amount	C/D
6116422901 Superstition Fire & Medical Dist Special Revenue			Beginning Balance: 48,232.05	
21100.40	Wells Fargo Bank Investment Interest		Source Code Total: .66	
02/03	Investment Interest	0	.66	C
21100.43	Wells Fargo Trust Investment Interest		Source Code Total: .26	
02/04	Investment Interest	0	.26	C
21100.46	Wells Fargo Investment Investment Interest		Source Code Total: 11.97	
02/03	Investment Interest	0	.28	C
02/25	Investment Interest	0	4.12	C
02/25	Investment Interest	0	7.57	C
21100.47	WF Money Market Investment Interest		Source Code Total: 2.18	
02/04	Investment Interest	0	2.18	C
21100.48	WF Brokerage Account Investment Interest		Source Code Total: 7.55	
02/18	Investment Interest	0	3.73	C
02/18	Investment Interest	0	3.82	C
21100.55	Multi-Bank Securities Investment Interest		Source Code Total: 1.99	
02/25	Investment Interest	0	1.99	C
21100.70	Vining Sparks Investment Interest		Source Code Total: 39.21	
02/10	Investment Interest	0	5.75	C
02/19	Investment Interest	0	5.19	C
02/19	Investment Interest	0	7.02	C
02/19	Investment Interest	0	11.41	C
02/24	Investment Interest	0	.47	C
02/25	Investment Interest	0	9.37	C
21100.80	Stifel Nicolaus & Company Investment Interest		Source Code Total: 10.49	
02/28	Investment Interest	0	10.49	C
73160.0	Deposits		Source Code Total: 1,159.45	



Pinal County Treasurer

Monthly Statement

Date Range: 2/1/2020 to 2/29/2020

02/05	400.10.47130.10 MeridianRVResort/inv 5750/ VV019	0	1,030.00	C
02/12	400.10.47020.41 Mtn View MOP/inv 5759/ck 2552	0	129.45	C
90930.0 Warrants Redeemed			Source Code Total: (277.47)	
02/19	Paid Warrants	0	(277.47)	D
6116422901 Superstition Fire & Medical Dist Special Revenue			Ending Balance: 49,188.34	

Warrant Detail

Payee Name	Warrant	Amount	Issue Dt.	Status Dt.	Voucher
6116422901 Superstition Fire & Medical Dist Special Revenue					Account Total: 277.47
Fund: 1105					Fund Total: 277.47
Status: PAID					Status Total: 277.47
CHASE	1105000283	277.47	02/12/20	02/19/20	
	Count	Amount			
Total PAID:	1	277.47			

Superstition Fire & Medical District

AR Payment Register (Detail)

Bank ID: Equal To S

Check No. / Payment ID	Payee Name / Customer Name	Invoice No. / Account Number	Amount Paid
BANK: S - SPECIAL REVENUE FUND			
DEPOSIT: 2,746	DATE: 02/05/20		
VV019	Meridian RV Resort/5750/VV019 X (DONATION)	Check Invoice : 005750	\$1,030.00 \$1,030.00
		CHECK # VV019 TOTAL:	\$1,030.00
		DEPOSIT 2,746 TOTAL:	\$1,030.00
DEPOSIT: 2,752	DATE: 02/12/20		
2552	Mtn View MOP/inv 5759/ck 2552 (ONETIMECUST)	Check Invoice : 005759	\$129.45 \$129.45
		CHECK # 2552 TOTAL:	\$129.45
		DEPOSIT 2,752 TOTAL:	\$129.45
		TOTAL FOR BANK ID: S	\$1,159.45
		GRAND TOTAL OF ALL CHECKS:	\$1,159.45
		GRAND TOTAL OF ALL CREDIT CARDS:	\$0.00
		GRAND TOTAL OF ALL CASH:	\$0.00
		GRAND TOTAL OF ALL EFT:	\$0.00
		GRAND TOTAL OF ALL PAYMENTS:	\$1,159.45
		GRAND TOTAL OF ALL ADJUSTMENTS:	\$0.00
		COMBINED TOTAL:	\$1,159.45

Ⓢ

Superstition Fire & Medical District
AP Check Register (Current by Bank)
Check Dates: 2/1/2020 to 2/29/2020

Check No.	Date	Status*	Vendor ID	Payee Name	Amount
BANK ID: S - SPECIAL REVENUE FUND					400-10-10400-10
283	02/12/20	P	CHASEM	Chase	\$277.47
BANK S REGISTER TOTAL:					\$277.47
GRAND TOTAL :					\$277.47

①

* Check Status Types: "P" - Printed ; "M" - Manual ; "V" - Void (Void Date) ; "A" - Application ; "E" - EFT
** Denotes broken check sequence.

Superstition Fire & Medical District

Balance Sheet

As of 2/29/2020

FUND: (400) Special Revenue Fund

Assets

Current Assets

Fund Cash - Special Revenue Fund
Total Current Assets

\$49,188.34

\$49,188.34

(F)

Total Assets

\$49,188.34

Liabilities and Equity

Current Liabilities

Sales Tax Payable
Total Current Liabilities

\$6.16

\$6.16

Total Liabilities

\$6.16

Equity

Fund Balance - Special Revenue Fund
Current Year Profit/Loss
Total Equity

\$48,437.86

744.32

49,182.18

Total Liabilities and Equity


\$49,188.34



Manage your account online: www.chase.com/ink

Customer Service: 1-800-945-2028

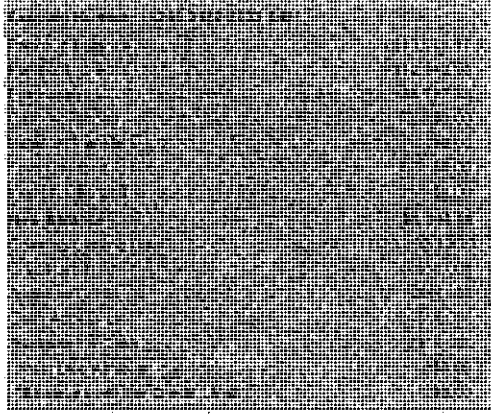
Mobile: Download the Chase Mobile app today



New Balance
\$5,344.66
Minimum Payment Due
\$53.00
Payment Due Date
03/04/20

Late Payment Warning: If we do not receive your minimum payment by the due date, you may have to pay up to a \$39 late fee.
Minimum Payment Warning: Enroll in Auto-Pay and avoid missing a payment. To enroll, call the number on the back of your card or go to the web site listed above.

ACCOUNT SUMMARY



400F
\$27747

VENDOR # Chadom
ACCOUNT # _____
APPROVAL _____
DATE PAID 2/12/2020
WARRANT # _____
283

000001 FIS3339 C 1 Y 9 10 20/02/10 Page 1 of 3 08830 MA DA 23118 04110000010002311801

CHASE
P.O. BOX 15123
WILMINGTON, DE 19850-5123
For Undeliverable Mail Only

Get updates on the go
Log on to chase.com/alerts

4246315252326481000053000053446600000006

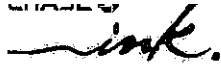


23118 BEX 9 04120 C
ROGER WOOD
SUPERSTITION FIRE
565 N IDAHO RD
APACHE JUNCTION AZ 85119-4014

\$ _____ Amount Enclosed
Make/Mail to Chase Card Services at the address below:

CARDMEMBER SERVICE
PO BOX 6294
CAROL STREAM IL 60197-6294

500016028 15952523264815



ACCOUNT ACTIVITY

Date of Transaction	Merchant Name or Transaction Description	\$ Amount
01/21	Payment ThankYou Image Check	-2,365.77
01/21	Payment ThankYou Image Check	-5,585.37
01/21	Payment ThankYou Image Check	-3,020.03
01/15	NATIONAL REGISTRY EMT 614-888-4484 OH 100F 18236 \$620 ⁰⁰	835.00 150F 18237 \$215 ⁰⁰
01/22	OFFICEMAX/DEPOT 6678 APACHE JUNCTI AZ 100F 18256 \$613 ⁷⁹	92.08 150F 18257 \$30 ⁷⁹
01/27	USPS PO 0302590130 APACHE JUNCTI AZ 100F 18286 \$40 ⁰⁴	60.36 150F 18287 \$20 ¹²
02/05	AZ DEPT OF REVENUE TMACCONNEL@AZ.AZ 100F 18322 \$630 ⁰³	289.51 150F 18323 \$75 ⁷⁹ 400F 18324 \$150 ⁰⁰
02/05	PNP AZ DOR TAXFEE info@pointand MI 100F 18322 \$14 ⁷	6.80 150F 18323 \$17 ⁹ 400F 18324 \$35 ⁴
	ROGER WOOD TRANSACTIONS THIS CYCLE (CARD 6481) \$8887.42- INCLUDING PAYMENTS RECEIVED	
01/19	AQUARIUS FRONT DESK LAUGHLIN NV 18267	92.26 100F
01/19	AQUARIUS FRONT DESK LAUGHLIN NV 18267	92.26 100F
01/19	AQUARIUS FRONT DESK LAUGHLIN NV 18267	92.26 100F
01/19	AQUARIUS FRONT DESK LAUGHLIN NV 18267	92.26 100F
	MIKE FARBER TRANSACTIONS THIS CYCLE (CARD 6523) \$369.04	
01/22	76 - GOOD 2 GO 553 PRESCOTT AZ 18265	70.25 100F
01/23	PRESCOTT RESORT AND CONFERENCE PRESCOTT AZ 18265	234.21 100F
	RICHARD MOONEY TRANSACTIONS THIS CYCLE (CARD 6572) \$304.46	
01/15	USPS KIOSK 0302599550 APACHE JUNCTI AZ 18243	16.50 100F
	KELLY BARTZ TRANSACTIONS THIS CYCLE (CARD 6598) \$16.50	
01/16	Amazon.com*G88ZLN6BK3 Amzn.com/bill WA 18270	14.94 100F
01/17	AQUARIUS FRONT DESK 8886625825 NV 18269	178.89 100F
01/19	AQUARIUS FRONT DESK 8886625825 NV 18269	92.26 100F
01/19	AQUARIUS FRONT DESK 8886625825 NV 18269	92.26 100F
01/19	AQUARIUS FRONT DESK 8886625825 NV 18269	5.63 100F
01/28	AMZN Mktip US*RT0XX1NK3 Amzn.com/bill WA 18271	156.31 100F
02/06	VISTAPR*VistaPrint.com 866-8936743 MA 18303	61.36 100F
	ANNA BUTEL TRANSACTIONS THIS CYCLE (CARD 6655) \$600.65	
01/23	COSTCO WHSE #1028 MESA AZ 100F 18304 -915 ⁷⁹	-1,372.78 150F 18305 -845 ⁷⁹
01/09	OFFICEMAX/DEPOT 6678 APACHE JUNCTI AZ 100F 18304 \$69 ⁹⁶	104.93 150F 18305 \$34 ⁹⁷
01/13	AMERICAN FILTER & EQUI PHOENIX AZ 18304	75.58 100F
01/14	AMZN Mktip US*5D91587A3 Amzn.com/bill WA 100F 18304 \$116 ⁸⁸	176.31 150F 18305 \$58 ⁴³
01/16	Amazon.com*3K80M6283 Amzn.com/bill WA 18304	114.64 100F
01/21	FEDEX 503579095 MEMPHIS TN 18304	63.94 100F
01/23	COSTCO WHSE #1028 MESA AZ 100F 18304 \$693 ⁰²	1,039.88 150F 18305 \$346 ⁰⁰
01/28	Amazon.com*DL29U6NK3 Amzn.com/bill WA 18304	55.66 100F
01/31	PAYPAL *FONTAINEBRA 402-935-7733 CA 18304	159.80 100F
01/30	NOREGON SYSTEMS INC GREENSBORO NC 18304	400.00 100F
01/30	Dollar Tree, Inc. 877-530-8733 VA 100F 18304 \$22 ⁷⁶	34.14 150F 18305 \$11 ³⁹
01/30	Dollar Tree, Inc. 877-530-8733 VA 100F 18304 \$73 ⁹⁸	110.86 150F 18305 \$36 ⁹⁸
02/06	Amazon.com*CJ8YF9VM3 Amzn.com/bill WA 100F 18304 \$146 ⁰¹	219.16 150F 18305 \$73 ⁰⁵
02/06	AMZN Mktip US*ZP1BN5JT3 Amzn.com/bill WA 100F 18304 \$45 ⁹⁶	68.94 150F 18305 \$22 ⁹⁸
02/09	Amazon.com*4L5EJ9FQ3 Amzn.com/bill WA 18304	146.86 100F
	VAUGHN CROSHAW TRANSACTIONS THIS CYCLE (CARD 0687) \$1386.80	
01/22	ONE BEAT CPR LEARNING 855-663-2328 FL 18263	123.29 400F
01/23	NFFA NATL FIRE PROTECT 800-344-3555 MA 18262	909.00 100F
01/23	FLAMINGO HOTEL RSVN 8662094732 NV 18271	225.63 100F
01/27	ALG*AIR 9KGDGMG 702-505-8888 NV 18278	84.00 100F
	030820 1 J IWA LAS TINA GEROLA TRANSACTIONS THIS CYCLE (CARD 6473) \$1341.92	
02/04	FRONTIER ACE HARDWARE APACHE JUNCTI AZ 18304	31.54 100F
	FOX TANNER TRANSACTIONS THIS CYCLE (CARD 2689) \$31.54	

2020 Totals Year-to-Date	
Total fees charged in 2020	\$0.00
Total interest charged in 2020	\$0.00

Superstition Fire & Medical District Monthly Pinal County Treasurer's Bank Account Reconciliation

500 Debt Principal Fund

Reconciliation References:

- A Previous month's bank ending balance / current month's bank beginning balance
- B Interest Income
- C Current month's property tax receipts (real and personal)
- D Current month's refunded interest
- E Current month's bank ending balance
- F Cash Balance per G/L Balance Sheet
*consolidated account ending 1407 (original bond account) into 1409 (refinanced bond account)



Superstition Fire & Medical District
Debt Retirement Principal (Fund 500) Cash Reconciliation
Fiscal Year 2019 - 2020
2/29/2020

	Deposits (Cash Receipts)	Cash Disbursements	Book Balance
Book Balance as of: 2/1/2020			\$604,256.84 (A)
<u>Activity During the Month</u>			
Journal Entries:			
Interest Income (Expense):	738.19		738.19 (B)
Cash Receipts			
2007 Real Estate Taxes			-
2008 Real Estate Taxes			-
2009 Real Estate Taxes			-
2010 Real Estate Taxes			-
2011 Real Estate Taxes			-
2012 Real Estate Taxes			-
2013 Real Estate Taxes			-
2014 Real Estate Taxes			-
2015 Real Estate Taxes			-
2016 Real Estate Taxes			-
2017 Real Estate Taxes			-
2018 Real Estate Taxes	3,030.81		3,030.81
2019 Real Estate Taxes	12,497.30		12,497.30 (C)
2008 Pers. Prop. Taxes			-
2009 Pers. Prop. Taxes			-
2010 Pers. Prop. Taxes			-
2011 Pers. Prop. Taxes	1.01		1.01
2012 Pers. Prop. Taxes			-
2013 Pers. Prop. Taxes	0.38		0.38
2014 Pers. Prop. Taxes	1.16		1.16
2015 Pers. Prop. Taxes	1.89		1.89
2016 Pers. Prop. Taxes	36.86		36.86
2017 Pers. Prop. Taxes	43.08		43.08
2018 Pers. Prop. Taxes	145.06		145.06
2019 Pers. Prop. Taxes	1,221.47		1,221.47
SRP Contributions			-
Deposits			
Revenue Transfer			
Cash Disbursements			
A) Accounts Payable			-
B) Transfer In / Out			-
C) Refund Interest		(1.24)	(1.24) (D)
	\$17,717.21	(1.24)	\$621,972.81

Pinal County Bank Balance

Ending Bank Balance as of: 2/29/2020 Balance from YTD Column \$ 621,972.81 (E)

Less: Outstanding Warrants Check # -
 Plus: Deposits in Transit -
 Prepared by: *Janet Duke 3/2/2020* \$ 621,972.81 (F)
 Reviewed by: *Roger Wood 3/3/2020* Balance per B/S \$ 621,972.81



Pinal County Treasurer

Monthly Statement

Date Range: 2/1/2020 to 2/29/2020

Account	Period	YTD	
6116421409	Super Fire & Med Debt Refunding Prin Series 2018		
Begin Balance:	(A) 604,256.84	239,897.27	
Income:	17,717.21	382,077.35	
LOC Advance:	.00	.00	
Expense:	(1.24)	(1.81)	LOC: .00
LOC Payments:	.00	.00	Warrants Outstanding: .00
Cash Balance:	(B) 621,972.81	621,972.81	End: 621,972.81

Monthly Statement Summary

Source Code	Description	MTDAmount	YTDAmount
6116421409	Super Fire & Med Debt Refunding Prin Series 2018	Beginning Balance: 604,256.84	239,897.27
11100.2018	2018 Real Estate Taxes	3,030.81	8,388.30
11100.2019	2019 Real Estate Taxes	12,497.30	327,139.96
12100.2018	2018 Personal Property Taxes	145.06	1,105.69
12100.2019	2019 Personal Property Taxes	1,221.47	31,874.43
14100.0	Salt River Contribution	.00	7,305.95
18200.2008	2008 Taxes Transferred	.00	.03
18200.2009	2009 Taxes Transferred	.00	.41
18200.2010	2010 Taxes Transferred	.00	4.15
18200.2011	2011 Taxes Transferred	1.01	5.99
18200.2012	2012 Taxes Transferred	.00	10.66
18200.2013	2013 Taxes Transferred	.38	16.91
18200.2014	2014 Taxes Transferred	1.16	32.73
18200.2015	2015 Taxes Transferred	1.89	42.90
18200.2016	2016 Taxes Transferred	36.86	136.24
18200.2017	2017 Taxes Transferred	43.08	241.45
21100.40	Wells Fargo Bank Investment Interest	8.13	55.90
21100.41	Wells Fargo Repo Investment Interest	.00	852.77
21100.43	Wells Fargo Trust Investment Interest	3.27	43.01
21100.46	Wells Fargo Investment Investment Interest	114.87	906.11
21100.47	WF Money Market Investment Interest	27.07	27.07
21100.48	WF Brokerage Account Investment Interest	89.43	89.43
21100.55	Multi-Bank Securities Investment Interest	23.76	417.78
21100.70	Vining Sparks Investment Interest	369.51	2,608.50
21100.80	Stifel Nicolaus & Company Investment Interest	102.15	770.98
90400.0	Refund Interest	(1.24)	(1.81)
	Ending Balance:	621,972.81	621,972.81

Handwritten notes: (C) \$16,979.02 (B) \$738.19 (D)

Monthly Statement Detail

Date	Notes	Doc #	Amount	C/D
6116421409 Super Fire & Med Debt Refunding Prin Series 2018			Beginning Balance: 604,256.84	
11100.2018	2018 Real Estate Taxes		Source Code Total: 3,030.81	
02/03	Tax Distribution	0	22.18	C
02/03	Tax Distribution	0	34.70	C
02/04	Tax Distribution	0	2.47	C
02/05	Tax Distribution	0	4.36	C
02/05	Tax Distribution	0	24.71	C
02/06	Tax Distribution	0	15.20	C
02/07	Tax Distribution	0	.07	C
02/07	Tax Distribution	0	13.19	C
02/07	Tax Distribution	0	10.29	C



Pinal County Treasurer

Monthly Statement

Date Range: 2/1/2020 to 2/29/2020

02/10	Tax Distribution	0	5.42	C
02/10	Tax Distribution	0	13.06	C
02/11	Tax Distribution	0	(.12)	C
02/11	Tax Distribution	0	5.60	C
02/12	Tax Distribution	0	8.79	C
02/12	Tax Distribution	0	78.00	C
02/13	Tax Distribution	0	7.82	C
02/19	Tax Distribution	0	21.33	C
02/19	Tax Distribution	0	6.60	C
02/19	Tax Distribution	0	10.79	C
02/20	Tax Distribution	0	7.04	C
02/20	Tax Distribution	0	150.15	C
02/21	Tax Distribution	0	1,978.59	C
02/24	Tax Distribution	0	215.92	C
02/24	Tax Distribution	0	226.40	C
02/24	Tax Distribution	0	65.37	C
02/25	Tax Distribution	0	102.88	C
11100.2019 2019 Real Estate Taxes			Source Code Total: 12,497.30	
02/03	Tax Distribution	0	138.70	C
02/03	Tax Distribution	0	146.16	C
02/03	Tax Distribution	0	59.76	C
02/03	Tax Distribution	0	8.38	C
02/04	Tax Distribution	0	15.36	C
02/04	Tax Distribution	0	9.39	C
02/04	Tax Distribution	0	28.79	C
02/04	Tax Distribution	0	45.83	C
02/05	Tax Distribution	0	118.76	C
02/05	Tax Distribution	0	104.90	C
02/05	Tax Distribution	0	73.84	C
02/05	Tax Distribution	0	80.23	C
02/05	Tax Distribution	0	296.78	C
02/06	Tax Distribution	0	52.66	C
02/06	Tax Distribution	0	60.94	C
02/06	Tax Distribution	0	47.18	C
02/06	Tax Distribution	0	86.10	C
02/07	Tax Distribution	0	69.11	C
02/07	Tax Distribution	0	205.72	C
02/07	Tax Distribution	0	24.71	C
02/07	Tax Distribution	0	74.99	C
02/10	Tax Distribution	0	55.36	C
02/10	Tax Distribution	0	338.08	C
02/10	Tax Distribution	0	185.44	C
02/10	Tax Distribution	0	86.70	C
02/11	Tax Distribution	0	(.10)	C
02/11	Tax Distribution	0	42.83	C
02/11	Tax Distribution	0	33.28	C
02/12	Tax Distribution	0	58.12	C
02/12	Tax Distribution	0	128.91	C
02/12	Tax Distribution	0	54.13	C
02/13	Tax Distribution	0	285.37	C
02/13	Tax Distribution	0	62.09	C
02/13	Tax Distribution	0	142.32	C
02/14	Tax Distribution	0	189.79	C
02/14	Tax Distribution	0	292.63	C
02/14	Tax Distribution	0	53.99	C
02/18	Tax Distribution	0	18.57	C
02/18	Tax Distribution	0	94.05	C



Pinal County Treasurer

Monthly Statement

Date Range: 2/1/2020 to 2/29/2020

02/18	Tax Distribution	0	173.95	C
02/19	Tax Distribution	0	152.83	C
02/19	Tax Distribution	0	81.42	C
02/19	Tax Distribution	0	267.79	C
02/19	Tax Distribution	0	228.61	C
02/19	Tax Distribution	0	194.21	C
02/20	Tax Distribution	0	323.71	C
02/20	Tax Distribution	0	437.11	C
02/20	Tax Distribution	0	300.71	C
02/21	Tax Distribution	0	122.32	C
02/21	Tax Distribution	0	423.82	C
02/21	Tax Distribution	0	32.77	C
02/24	Tax Distribution	0	69.62	C
02/24	Tax Distribution	0	450.80	C
02/24	Tax Distribution	0	194.30	C
02/24	Tax Distribution	0	662.97	C
02/24	Tax Distribution	0	21.97	C
02/25	Tax Distribution	0	(4.24)	C
02/25	Tax Distribution	0	819.21	C
02/25	Tax Distribution	0	145.55	C
02/25	Tax Distribution	0	225.82	C
02/26	Tax Distribution	0	(4.60)	C
02/26	Tax Distribution	0	323.23	C
02/26	Tax Distribution	0	329.41	C
02/26	Tax Distribution	0	63.37	C
02/26	Tax Distribution	0	243.64	C
02/26	Tax Distribution	0	211.83	C
02/27	Tax Distribution	0	533.75	C
02/27	Tax Distribution	0	299.81	C
02/27	Tax Distribution	0	199.36	C
02/28	Tax Distribution	0	29.39	C
02/28	Tax Distribution	0	642.81	C
02/28	Tax Distribution	0	394.00	C
02/28	Tax Distribution	0	36.20	C
12100.2018 2018 Personal Property Taxes			Source Code Total: 145.06	
02/03	Tax Distribution	0	7.31	C
02/03	Tax Distribution	0	2.94	C
02/06	Tax Distribution	0	.73	C
02/07	Tax Distribution	0	1.82	C
02/10	Tax Distribution	0	1.34	C
02/11	Tax Distribution	0	5.47	C
02/12	Tax Distribution	0	3.40	C
02/13	Tax Distribution	0	6.14	C
02/13	Tax Distribution	0	9.42	C
02/14	Tax Distribution	0	.65	C
02/14	Tax Distribution	0	.74	C
02/18	Tax Distribution	0	1.20	C
02/19	Tax Distribution	0	.06	C
02/19	Tax Distribution	0	.63	C
02/19	Tax Distribution	0	21.50	C
02/19	Tax Distribution	0	5.45	C
02/20	Tax Distribution	0	56.30	C
02/21	Tax Distribution	0	4.90	C
02/24	Tax Distribution	0	2.21	C
02/24	Tax Distribution	0	.39	C
02/26	Tax Distribution	0	.18	C
02/26	Tax Distribution	0	1.26	C



Pinal County Treasurer

Monthly Statement

Date Range: 2/1/2020 to 2/29/2020

02/26	Tax Distribution	0	.97	C
02/27	Tax Distribution	0	3.42	C
02/28	Tax Distribution	0	6.63	C
12100.2019 2019 Personal Property Taxes			Source Code Total: 1,221.47	
02/03	Tax Distribution	0	18.46	C
02/03	Tax Distribution	0	32.44	C
02/03	Tax Distribution	0	10.43	C
02/04	Tax Distribution	0	4.22	C
02/05	Tax Distribution	0	15.64	C
02/05	Tax Distribution	0	4.01	C
02/05	Tax Distribution	0	1.31	C
02/05	Tax Distribution	0	(55.22)	C
02/06	Tax Distribution	0	3.43	C
02/06	Tax Distribution	0	2.76	C
02/06	Tax Distribution	0	18.08	C
02/06	Tax Distribution	0	1.95	C
02/07	Tax Distribution	0	12.05	C
02/07	Tax Distribution	0	1.12	C
02/07	Tax Distribution	0	1.27	C
02/07	Tax Distribution	0	14.73	C
02/10	Tax Distribution	0	13.51	C
02/10	Tax Distribution	0	11.68	C
02/10	Tax Distribution	0	28.31	C
02/10	Tax Distribution	0	5.14	C
02/11	Tax Distribution	0	7.93	C
02/11	Tax Distribution	0	11.30	C
02/12	Tax Distribution	0	11.58	C
02/12	Tax Distribution	0	8.73	C
02/12	Tax Distribution	0	8.85	C
02/13	Tax Distribution	0	29.57	C
02/13	Tax Distribution	0	2.69	C
02/13	Tax Distribution	0	8.50	C
02/14	Tax Distribution	0	26.40	C
02/14	Tax Distribution	0	22.34	C
02/18	Tax Distribution	0	16.84	C
02/18	Tax Distribution	0	18.85	C
02/19	Tax Distribution	0	9.02	C
02/19	Tax Distribution	0	8.73	C
02/19	Tax Distribution	0	44.39	C
02/19	Tax Distribution	0	39.60	C
02/19	Tax Distribution	0	31.89	C
02/20	Tax Distribution	0	40.13	C
02/20	Tax Distribution	0	26.84	C
02/20	Tax Distribution	0	46.31	C
02/21	Tax Distribution	0	8.02	C
02/21	Tax Distribution	0	23.53	C
02/24	Tax Distribution	0	30.53	C
02/24	Tax Distribution	0	30.88	C
02/24	Tax Distribution	0	30.49	C
02/24	Tax Distribution	0	69.69	C
02/25	Tax Distribution	0	37.91	C
02/25	Tax Distribution	0	55.50	C
02/25	Tax Distribution	0	12.20	C
02/25	Tax Distribution	0	8.82	C
02/26	Tax Distribution	0	34.01	C
02/26	Tax Distribution	0	14.98	C
02/26	Tax Distribution	0	9.49	C



Pinal County Treasurer

Monthly Statement

Date Range: 2/1/2020 to 2/29/2020

02/26	Tax Distribution	0	48.09	C
02/26	Tax Distribution	0	40.01	C
02/27	Tax Distribution	0	46.08	C
02/27	Tax Distribution	0	33.66	C
02/27	Tax Distribution	0	11.09	C
02/28	Tax Distribution	0	7.13	C
02/28	Tax Distribution	0	57.41	C
02/28	Tax Distribution	0	43.90	C
02/28	Tax Distribution	0	2.24	C
18200.2011 2011 Taxes Transferred			Source Code Total: 1.01	
02/04	MATURED DEBT SVC FR 6-11642-1407	0	1.01	C
18200.2013 2013 Taxes Transferred			Source Code Total: .38	
02/10	MATURED DEBT SVC FR 6-11642-1407	0	.38	C
18200.2014 2014 Taxes Transferred			Source Code Total: 1.16	
02/05	MATURED DEBT SVC FR 6-11642-1407	0	.55	C
02/10	MATURED DEBT SVC FR 6-11642-1407	0	.04	C
02/25	MATURED DEBT SVC FR 6-11642-1407	0	.19	C
02/27	MATURED DEBT SVC FR 6-11642-1407	0	.38	C
18200.2015 2015 Taxes Transferred			Source Code Total: 1.89	
02/05	MATURED DEBT SVC FR 6-11642-1407	0	.02	C
02/14	MATURED DEBT SVC FR 6-11642-1407	0	.38	C
02/21	MATURED DEBT SVC FR 6-11642-1407	0	.50	C
02/26	MATURED DEBT SVC FR 6-11642-1407	0	.99	C
18200.2016 2016 Taxes Transferred			Source Code Total: 36.86	
02/05	MATURED DEBT SVC FR 6-11642-1407	0	.11	C
02/06	MATURED DEBT SVC FR 6-11642-1407	0	3.33	C
02/12	MATURED DEBT SVC FR 6-11642-1407	0	.31	C
02/13	MATURED DEBT SVC FR 6-11642-1407	0	6.65	C
02/14	MATURED DEBT SVC FR 6-11642-1407	0	.54	C
02/19	MATURED DEBT SVC FR 6-11642-1407	0	.65	C
02/19	MATURED DEBT SVC FR 6-11642-1407	0	20.70	C
02/26	MATURED DEBT SVC FR 6-11642-1407	0	1.04	C
02/28	MATURED DEBT SVC FR 6-11642-1407	0	3.34	C
02/28	MATURED DEBT SVC FR 6-11642-1407	0	.19	C
18200.2017 2017 Taxes Transferred			Source Code Total: 43.08	
02/03	MATURED DEBT SVC FR 6-11642-1407	0	.57	C
02/03	MATURED DEBT SVC FR 6-11642-1407	0	5.38	C
02/04	MATURED DEBT SVC FR 6-11642-1407	0	2.54	C
02/05	MATURED DEBT SVC FR 6-11642-1407	0	.13	C
02/05	MATURED DEBT SVC FR 6-11642-1407	0	.19	C
02/07	MATURED DEBT SVC FR 6-11642-1407	0	.78	C
02/13	MATURED DEBT SVC FR 6-11642-1407	0	7.76	C
02/14	MATURED DEBT SVC FR 6-11642-1407	0	.57	C
02/14	MATURED DEBT SVC FR 6-11642-1407	0	.64	C
02/19	MATURED DEBT SVC FR 6-11642-1407	0	.74	C
02/19	MATURED DEBT SVC FR 6-11642-1407	0	19.29	C
02/24	MATURED DEBT SVC FR 6-11642-1407	0	.77	C
02/26	MATURED DEBT SVC FR 6-11642-1407	0	1.09	C
02/27	MATURED DEBT SVC FR 6-11642-1407	0	2.11	C
02/28	MATURED DEBT SVC FR 6-11642-1407	0	.52	C
21100.40 Wells Fargo Bank Investment Interest			Source Code Total: 8.13	
02/03	Investment Interest	0	8.13	C
21100.43 Wells Fargo Trust Investment Interest			Source Code Total: 3.27	
02/04	Investment Interest	0	3.27	C
21100.46 Wells Fargo Investment Investment Interest			Source Code Total: 114.87	
02/03	Investment Interest	0	2.41	C
02/25	Investment Interest	0	72.84	C



Pinal County Treasurer

Monthly Statement

Date Range: 2/1/2020 to 2/29/2020

02/25	Investment Interest	0	39.62	C
21100.47 WF Money Market Investment Interest			Source Code Total: 27.07	
02/04	Investment Interest	0	27.07	C
21100.48 WF Brokerage Account Investment Interest			Source Code Total: 89.43	
02/18	Investment Interest	0	44.17	C
02/18	Investment Interest	0	45.26	C
21100.55 Multi-Bank Securities Investment Interest			Source Code Total: 23.76	
02/25	Investment Interest	0	23.76	C
21100.70 Vining Sparks Investment Interest			Source Code Total: 369.51	
02/10	Investment Interest	0	51.97	C
02/19	Investment Interest	0	48.77	C
02/19	Investment Interest	0	65.92	C
02/19	Investment Interest	0	107.19	C
02/24	Investment Interest	0	5.49	C
02/25	Investment Interest	0	90.17	C
21100.80 Stifel Nicolaus & Company Investment Interest			Source Code Total: 102.15	
02/28	Investment Interest	0	102.15	C
90400.0 Refund Interest			Source Code Total: (1.24)	
02/05	162862 B99-93-90801 2019 Adjustment/Corr Refund	162862	(1.24)	D
6116421409 Super Fire & Med Debt Refunding Prin Series 2018			Ending Balance: 621,972.81	

Superstition Fire & Medical District
Balance Sheet
As of 2/29/2020
FUND: (500) Debt Retirement Principal Fund

Assets

Current Assets

Fund Cash - Debt Retirement Principal
Total Current Assets

\$621,972.81

\$621,972.81

(F)

Total Assets

\$621,972.81

Liabilities and Equity

Equity

Fund Balance - Debt Retirement Principal
Current Year Profit/Loss

\$239,897.27

382,075.54

Total Equity

621,972.81

Total Liabilities and Equity

\$621,972.81

Superstition Fire & Medical District Monthly Pinal County Treasurer's Bank Account Reconciliation

600 Debt Interest Fund

Reconciliation References:

- A Previous month's bank ending balance / current month's bank beginning balance
- B Interest Income
- C Current month's property tax receipts (real and personal)
- D Current month's refunded interest
- E Current month's bank ending balance
- F Cash Balance per G/L Balance Sheet
*consolidated account ending 1408 (original bond account) into 1410 (refinanced bond account)



Superstition Fire & Medical District
Debt Retirement Interest (Fund 600) Cash Reconciliation
Fiscal Year 2019 - 2020
2/29/2020

	Deposits (Cash Receipts)	Cash Disbursements	Treasurer's Balance	Book Balance
Book Balance as of: 2/1/2020				\$83,087.10 Ⓐ
<u>Activity During the Month</u>				
Journal Entries:				
Interest Income (Expense):	137.57			137.57 Ⓑ
Cash Receipts				
2007 Real Estate Taxes				-
2008 Real Estate Taxes				-
2009 Real Estate Taxes				-
2010 Real Estate Taxes				-
2011 Real Estate Taxes				-
2012 Real Estate Taxes				-
2013 Real Estate Taxes				-
2014 Real Estate Taxes				-
2015 Real Estate Taxes				-
2016 Real Estate Taxes				-
2017 Real Estate Taxes				-
2018 Real Estate Taxes	422.75			422.75
2019 Real Estate Taxes	3,851.66			3,851.66 Ⓒ
2008 Pers. Prop. Taxes				-
2009 Pers. Prop. Taxes				-
2010 Pers. Prop. Taxes				-
2011 Pers. Prop. Taxes	1.21			1.21
2012 Pers. Prop. Taxes				-
2013 Pers. Prop. Taxes	0.35			0.35
2014 Pers. Prop. Taxes	0.99			0.99
2015 Pers. Prop. Taxes	1.45			1.45
2016 Pers. Prop. Taxes	25.39			25.39
2017 Pers. Prop. Taxes	26.30			26.30
2018 Pers. Prop. Taxes	20.23			20.23
2019 Pers. Prop. Taxes	376.44			376.44
SRP Contributions				-
Deposits				
Revenue Transfer				-
Cash Disbursements				
A) Accounts Payable				-
B) Transfer in / Out				-
C) Refund Interest		(0.38)		(0.38) Ⓓ
	\$4,864.34	(0.38)		\$87,951.06
<u>Pinal County Bank Balance</u>				
Ending Bank Balance as of: 2/29/2020		Balance from YTD Column		\$ 87,951.06 Ⓔ
Less: Outstanding Warrants		Check #		-
Plus: Deposits in Transit				-
				\$ 87,951.06
Prepared by: <u>Jenif Bueh 3/2/2020</u>				\$ 87,951.06 Ⓕ
Reviewed by: <u>Roger Wood 3/3/2020</u>				Difference \$ -



Pinal County Treasurer

Monthly Statement

Date Range: 2/1/2020 to 2/29/2020

Account	Period	YTD	
6116421410	Super Fire & Med Debt Refunding Int Series 2018		
Begin Balance:	(A) 83,087.10	41,798.03	
Income:	4,864.34	115,584.06	
LOC Advance:	.00	.00	
Expense:	(.38)	(69,431.03)	LOC: .00
LOC Payments:	.00	.00	Warrants Outstanding: .00
Cash Balance:	(E) 87,951.06	87,951.06	End: 87,951.06

Monthly Statement Summary

Source Code	Description	MTDAmount	YTDAmount
6116421410	Super Fire & Med Debt Refunding Int Series 2018	Beginning Balance: 83,087.10	41,798.03
11100.2018	2018 Real Estate Taxes	422.75	1,169.90
11100.2019	2019 Real Estate Taxes	3,851.66	100,826.52
12100.2018	2018 Personal Property Taxes	20.23	154.07
12100.2019	2019 Personal Property Taxes	376.44	9,824.06
14100.0	Salt River Contribution	.00	2,251.74
18200.2008	2008 Taxes Transferred	.00	.05
18200.2009	2009 Taxes Transferred	.00	.54
18200.2010	2010 Taxes Transferred	.00	5.00
18200.2011	2011 Taxes Transferred	1.21	7.19
18200.2012	2012 Taxes Transferred	.00	10.07
18200.2013	2013 Taxes Transferred	.35	15.75
18200.2014	2014 Taxes Transferred	.99	28.01
18200.2015	2015 Taxes Transferred	1.45	32.76
18200.2016	2016 Taxes Transferred	25.39	93.84
18200.2017	2017 Taxes Transferred	26.30	147.43
21100.40	Wells Fargo Bank Investment Interest	1.11	11.68
21100.41	Wells Fargo Repo Investment Interest	.00	157.47
21100.43	Wells Fargo Trust Investment Interest	.45	7.70
21100.46	Wells Fargo Investment Investment Interest	22.00	160.06
21100.47	WF Money Market Investment Interest	3.69	3.69
21100.48	WF Brokerage Account Investment Interest	15.53	15.53
21100.55	Multi-Bank Securities Investment Interest	4.01	65.29
21100.70	Vining Sparks Investment Interest	71.33	457.66
21100.80	Stifel Nicolaus & Company Investment Interest	19.45	138.05
90400.0	Refund Interest	(.38)	(.52)
90810.0	Coupons Paid	.00	(69,430.51)
Ending Balance:		87,951.06	87,951.06

Monthly Statement Detail

Date	Notes	Doc #	Amount	C/D
6116421410 Super Fire & Med Debt Refunding Int Series 2018			Beginning Balance: 83,087.10	
11100.2018	2018 Real Estate Taxes		Source Code Total: 422.75	
02/03	Tax Distribution	0	3.10	C
02/03	Tax Distribution	0	4.84	C
02/04	Tax Distribution	0	.35	C
02/05	Tax Distribution	0	.61	C
02/05	Tax Distribution	0	3.45	C
02/06	Tax Distribution	0	2.12	C
02/07	Tax Distribution	0	.01	C



Pinal County Treasurer

Monthly Statement

Date Range: 2/1/2020 to 2/29/2020

02/07	Tax Distribution	0	1.84	C
02/07	Tax Distribution	0	1.43	C
02/10	Tax Distribution	0	.76	C
02/10	Tax Distribution	0	1.81	C
02/11	Tax Distribution	0	(.02)	C
02/11	Tax Distribution	0	.78	C
02/12	Tax Distribution	0	1.23	C
02/12	Tax Distribution	0	10.88	C
02/13	Tax Distribution	0	1.09	C
02/19	Tax Distribution	0	2.97	C
02/19	Tax Distribution	0	.92	C
02/19	Tax Distribution	0	1.51	C
02/20	Tax Distribution	0	.98	C
02/20	Tax Distribution	0	20.94	C
02/21	Tax Distribution	0	276.00	C
02/24	Tax Distribution	0	30.12	C
02/24	Tax Distribution	0	31.57	C
02/24	Tax Distribution	0	9.12	C
02/25	Tax Distribution	0	14.34	C
11100.2019 2019 Real Estate Taxes			Source Code Total: 3,851.66	
02/03	Tax Distribution	0	42.76	C
02/03	Tax Distribution	0	45.05	C
02/03	Tax Distribution	0	18.42	C
02/03	Tax Distribution	0	2.58	C
02/04	Tax Distribution	0	4.74	C
02/04	Tax Distribution	0	2.90	C
02/04	Tax Distribution	0	8.87	C
02/04	Tax Distribution	0	14.14	C
02/05	Tax Distribution	0	36.62	C
02/05	Tax Distribution	0	32.34	C
02/05	Tax Distribution	0	22.75	C
02/05	Tax Distribution	0	24.72	C
02/05	Tax Distribution	0	91.46	C
02/06	Tax Distribution	0	16.23	C
02/06	Tax Distribution	0	18.78	C
02/06	Tax Distribution	0	14.53	C
02/06	Tax Distribution	0	26.55	C
02/07	Tax Distribution	0	21.29	C
02/07	Tax Distribution	0	63.42	C
02/07	Tax Distribution	0	7.62	C
02/07	Tax Distribution	0	23.11	C
02/10	Tax Distribution	0	17.07	C
02/10	Tax Distribution	0	104.23	C
02/10	Tax Distribution	0	57.14	C
02/10	Tax Distribution	0	26.72	C
02/11	Tax Distribution	0	(.03)	C
02/11	Tax Distribution	0	13.19	C
02/11	Tax Distribution	0	10.26	C
02/12	Tax Distribution	0	17.90	C
02/12	Tax Distribution	0	39.73	C
02/12	Tax Distribution	0	16.68	C
02/13	Tax Distribution	0	87.92	C
02/13	Tax Distribution	0	19.13	C
02/13	Tax Distribution	0	43.87	C
02/14	Tax Distribution	0	58.49	C
02/14	Tax Distribution	0	90.19	C
02/14	Tax Distribution	0	16.64	C



Pinal County Treasurer

Monthly Statement

Date Range: 2/1/2020 to 2/29/2020

02/18	Tax Distribution	0	5.72	C
02/18	Tax Distribution	0	28.98	C
02/18	Tax Distribution	0	53.60	C
02/19	Tax Distribution	0	47.10	C
02/19	Tax Distribution	0	25.10	C
02/19	Tax Distribution	0	82.54	C
02/19	Tax Distribution	0	70.43	C
02/19	Tax Distribution	0	59.83	C
02/20	Tax Distribution	0	99.77	C
02/20	Tax Distribution	0	134.72	C
02/20	Tax Distribution	0	92.65	C
02/21	Tax Distribution	0	37.70	C
02/21	Tax Distribution	0	130.62	C
02/21	Tax Distribution	0	10.10	C
02/24	Tax Distribution	0	21.46	C
02/24	Tax Distribution	0	138.93	C
02/24	Tax Distribution	0	59.90	C
02/24	Tax Distribution	0	204.35	C
02/24	Tax Distribution	0	6.78	C
02/25	Tax Distribution	0	(1.31)	C
02/25	Tax Distribution	0	252.52	C
02/25	Tax Distribution	0	44.86	C
02/25	Tax Distribution	0	69.58	C
02/26	Tax Distribution	0	(1.42)	C
02/26	Tax Distribution	0	99.62	C
02/26	Tax Distribution	0	101.52	C
02/26	Tax Distribution	0	19.53	C
02/26	Tax Distribution	0	75.07	C
02/26	Tax Distribution	0	65.29	C
02/27	Tax Distribution	0	164.46	C
02/27	Tax Distribution	0	92.40	C
02/27	Tax Distribution	0	61.43	C
02/28	Tax Distribution	0	9.07	C
02/28	Tax Distribution	0	198.15	C
02/28	Tax Distribution	0	121.44	C
02/28	Tax Distribution	0	11.16	C
12100.2018	2018 Personal Property Taxes			Source Code Total: 20.23
02/03	Tax Distribution	0	1.02	C
02/03	Tax Distribution	0	.41	C
02/06	Tax Distribution	0	.10	C
02/07	Tax Distribution	0	.25	C
02/10	Tax Distribution	0	.19	C
02/11	Tax Distribution	0	.76	C
02/12	Tax Distribution	0	.48	C
02/13	Tax Distribution	0	.85	C
02/13	Tax Distribution	0	1.31	C
02/14	Tax Distribution	0	.09	C
02/14	Tax Distribution	0	.10	C
02/18	Tax Distribution	0	.17	C
02/19	Tax Distribution	0	.01	C
02/19	Tax Distribution	0	.09	C
02/19	Tax Distribution	0	3.00	C
02/19	Tax Distribution	0	.76	C
02/20	Tax Distribution	0	7.85	C
02/21	Tax Distribution	0	.68	C
02/24	Tax Distribution	0	.31	C
02/24	Tax Distribution	0	.05	C



Pinal County Treasurer

Monthly Statement

Date Range: 2/1/2020 to 2/29/2020

02/26	Tax Distribution	0	.03	C
02/26	Tax Distribution	0	.18	C
02/26	Tax Distribution	0	.14	C
02/27	Tax Distribution	0	.48	C
02/28	Tax Distribution	0	.92	C
12100.2019 2019 Personal Property Taxes			Source Code Total: 376.44	
02/03	Tax Distribution	0	5.69	C
02/03	Tax Distribution	0	10.00	C
02/03	Tax Distribution	0	3.22	C
02/04	Tax Distribution	0	1.31	C
02/05	Tax Distribution	0	4.81	C
02/05	Tax Distribution	0	1.23	C
02/05	Tax Distribution	0	.41	C
02/05	Tax Distribution	0	(17.03)	C
02/06	Tax Distribution	0	1.06	C
02/06	Tax Distribution	0	.85	C
02/06	Tax Distribution	0	5.57	C
02/06	Tax Distribution	0	.60	C
02/07	Tax Distribution	0	3.71	C
02/07	Tax Distribution	0	.34	C
02/07	Tax Distribution	0	.39	C
02/07	Tax Distribution	0	4.54	C
02/10	Tax Distribution	0	4.17	C
02/10	Tax Distribution	0	3.60	C
02/10	Tax Distribution	0	8.72	C
02/10	Tax Distribution	0	1.59	C
02/11	Tax Distribution	0	2.44	C
02/11	Tax Distribution	0	3.48	C
02/12	Tax Distribution	0	3.56	C
02/12	Tax Distribution	0	2.69	C
02/12	Tax Distribution	0	2.73	C
02/13	Tax Distribution	0	9.10	C
02/13	Tax Distribution	0	.83	C
02/13	Tax Distribution	0	2.62	C
02/14	Tax Distribution	0	8.13	C
02/14	Tax Distribution	0	6.87	C
02/18	Tax Distribution	0	5.19	C
02/18	Tax Distribution	0	5.80	C
02/19	Tax Distribution	0	2.78	C
02/19	Tax Distribution	0	2.68	C
02/19	Tax Distribution	0	13.70	C
02/19	Tax Distribution	0	12.20	C
02/19	Tax Distribution	0	9.84	C
02/20	Tax Distribution	0	12.38	C
02/20	Tax Distribution	0	8.28	C
02/20	Tax Distribution	0	14.27	C
02/21	Tax Distribution	0	2.47	C
02/21	Tax Distribution	0	7.23	C
02/24	Tax Distribution	0	9.41	C
02/24	Tax Distribution	0	9.53	C
02/24	Tax Distribution	0	9.39	C
02/24	Tax Distribution	0	21.50	C
02/25	Tax Distribution	0	11.69	C
02/25	Tax Distribution	0	17.14	C
02/25	Tax Distribution	0	3.77	C
02/25	Tax Distribution	0	2.71	C
02/26	Tax Distribution	0	10.48	C



Pinal County Treasurer

Monthly Statement

Date Range: 2/1/2020 to 2/29/2020

02/26	Tax Distribution	0	4.62	C
02/26	Tax Distribution	0	2.93	C
02/26	Tax Distribution	0	14.83	C
02/26	Tax Distribution	0	12.31	C
02/27	Tax Distribution	0	14.19	C
02/27	Tax Distribution	0	10.35	C
02/27	Tax Distribution	0	3.42	C
02/28	Tax Distribution	0	2.20	C
02/28	Tax Distribution	0	17.70	C
02/28	Tax Distribution	0	13.54	C
02/28	Tax Distribution	0	.68	C
18200.2011	2011 Taxes Transferred			Source Code Total: 1.21
02/04	MATURED DEBT SVC FR 6-11642-1408	0	1.21	C
18200.2013	2013 Taxes Transferred			Source Code Total: .35
02/10	MATURED DEBT SVC FR 6-11642-1408	0	.35	C
18200.2014	2014 Taxes Transferred			Source Code Total: .99
02/05	MATURED DEBT SVC FR 6-11642-1408	0	.47	C
02/10	MATURED DEBT SVC FR 6-11642-1408	0	.04	C
02/25	MATURED DEBT SVC FR 6-11642-1408	0	.16	C
02/27	MATURED DEBT SVC FR 6-11642-1408	0	.32	C
18200.2015	2015 Taxes Transferred			Source Code Total: 1.45
02/05	MATURED DEBT SVC FR 6-11642-1408	0	.02	C
02/14	MATURED DEBT SVC FR 6-11642-1408	0	.29	C
02/21	MATURED DEBT SVC FR 6-11642-1408	0	.38	C
02/26	MATURED DEBT SVC FR 6-11642-1408	0	.76	C
18200.2016	2016 Taxes Transferred			Source Code Total: 25.39
02/05	MATURED DEBT SVC FR 6-11642-1408	0	.08	C
02/06	MATURED DEBT SVC FR 6-11642-1408	0	2.29	C
02/12	MATURED DEBT SVC FR 6-11642-1408	0	.22	C
02/13	MATURED DEBT SVC FR 6-11642-1408	0	4.58	C
02/14	MATURED DEBT SVC FR 6-11642-1408	0	.37	C
02/19	MATURED DEBT SVC FR 6-11642-1408	0	14.25	C
02/19	MATURED DEBT SVC FR 6-11642-1408	0	.45	C
02/26	MATURED DEBT SVC FR 6-11642-1408	0	.71	C
02/28	MATURED DEBT SVC FR 6-11642-1408	0	2.30	C
02/28	MATURED DEBT SVC FR 6-11642-1408	0	.14	C
18200.2017	2017 Taxes Transferred			Source Code Total: 26.30
02/03	MATURED DEBT SVC FR 6-11642-1408	0	3.28	C
02/03	MATURED DEBT SVC FR 6-11642-1408	0	.35	C
02/04	MATURED DEBT SVC FR 6-11642-1408	0	1.55	C
02/05	MATURED DEBT SVC FR 6-11642-1408	0	.08	C
02/05	MATURED DEBT SVC FR 6-11642-1408	0	.12	C
02/07	MATURED DEBT SVC FR 6-11642-1408	0	.48	C
02/13	MATURED DEBT SVC FR 6-11642-1408	0	4.74	C
02/14	MATURED DEBT SVC FR 6-11642-1408	0	.35	C
02/14	MATURED DEBT SVC FR 6-11642-1408	0	.39	C
02/19	MATURED DEBT SVC FR 6-11642-1408	0	.45	C
02/19	MATURED DEBT SVC FR 6-11642-1408	0	11.78	C
02/24	MATURED DEBT SVC FR 6-11642-1408	0	.47	C
02/26	MATURED DEBT SVC FR 6-11642-1408	0	.66	C
02/27	MATURED DEBT SVC FR 6-11642-1408	0	1.29	C
02/28	MATURED DEBT SVC FR 6-11642-1408	0	.31	C
21100.40	Wells Fargo Bank Investment Interest			Source Code Total: 1.11
02/03	Investment Interest	0	1.11	C
21100.43	Wells Fargo Trust Investment Interest			Source Code Total: .45
02/04	Investment Interest	0	.45	C
21100.46	Wells Fargo Investment Investment Interest			Source Code Total: 22.00



Pinal County Treasurer

Monthly Statement

Date Range: 2/1/2020 to 2/29/2020

02/03	Investment Interest	0	.48	C
02/25	Investment Interest	0	7.58	C
02/25	Investment Interest	0	13.94	C
21100.47 WF Money Market Investment Interest			Source Code Total: 3.69	
02/04	Investment Interest	0	3.69	C
21100.48 WF Brokerage Account Investment Interest			Source Code Total: 15.53	
02/18	Investment Interest	0	7.61	C
02/18	Investment Interest	0	7.92	C
21100.55 Multi-Bank Securities Investment Interest			Source Code Total: 4.01	
02/25	Investment Interest	0	4.01	C
21100.70 Vining Sparks Investment Interest			Source Code Total: 71.33	
02/10	Investment Interest	0	10.21	C
02/19	Investment Interest	0	9.43	C
02/19	Investment Interest	0	20.72	C
02/19	Investment Interest	0	12.74	C
02/24	Investment Interest	0	.98	C
02/25	Investment Interest	0	17.25	C
21100.80 Stifel Nicolaus & Company Investment Interest			Source Code Total: 19.45	
02/28	Investment Interest	0	19.45	C
90400.0 Refund Interest			Source Code Total: (.38)	
02/05	162862 B99-93-90801 2019 Adjustment/Corr Refund	162862	(.38)	D
6116421410 Super Fire & Med Debt Refunding Int Series 2018			Ending Balance: 87,951.06	

3/2/20
12:44:00 PM

Superstition Fire & Medical District

Balance Sheet

As of 2/29/2020

FUND: (600) Debt Retirement Interest Fund

Assets

Current Assets

Fund Cash - Debt Retirement Interest
Total Current Assets

\$87,951.06

\$87,951.06

(F)

Total Assets

\$87,951.06

Liabilities and Equity

Equity

Fund Balance - Debt Retirement Interest
Current Year Profit/Loss
Total Equity

\$41,798.03

46,153.03

87,951.06

Total Liabilities and Equity

\$87,951.06