



## Superstition Fire & Medical District Balance Sheet - All Governmental Funds

For Fiscal: 2019-2020 Period Ending: 1/31/20

	100	150	200	400	500	600	
	General	Transport	Capital Projects	Special Revenue	Debt Principal	Debt Interest	Total
<b>Current Assets</b>							
10100 - FUND CASH	9,985,999.69	1,339,083.32	-	-	-	-	11,325,083.01
10150 - PAYROLL ACCOUNT	(6,824,972.05)	(969,305.55)	-	-	-	-	(7,794,277.60)
10200 - FUND CASH - CAPITAL PROJECTS	-	-	1,137,112.59	-	-	-	1,137,112.59
10400 - FUND CASH - SPECIAL REVENUE FUND	-	-	-	48,232.05	-	-	48,232.05
10500 - FUND CASH - DEBT RETIREMENT PRINCIPAL	-	-	-	-	604,256.84	-	604,256.84
10600 - FUND CASH - DEBT RETIREMENT INTEREST	-	-	-	-	-	83,087.10	83,087.10
11000 - PETTY CASH - ACCOUNTING	100.00	-	-	-	-	-	100.00
CASH SUBTOTAL	3,161,127.64	369,777.77	1,137,112.59	48,232.05	604,256.84	83,087.10	5,403,593.99
13000 - ACCOUNTS RECEIVABLE	-	-	-	-	-	-	-
13500 - PROPERTY TAXES RECEIVABLE	-	-	-	-	-	-	-
15000 - DUE FROM OTHER FUNDS	1,358,481.09	-	1,300,295.36	-	-	-	2,658,776.45
15500 - DEPOSIT	-	-	-	-	-	-	-
16000 - PREPAID ITEMS	-	-	-	-	-	-	-
<b>Total Assets:</b>	<b>\$ 4,519,608.73</b>	<b>\$ 369,777.77</b>	<b>\$ 2,437,407.95</b>	<b>\$ 48,232.05</b>	<b>\$ 604,256.84</b>	<b>\$ 83,087.10</b>	<b>\$ 8,062,370.44</b>
<b>Current Liabilities</b>							
21050 - ACCOUNTS PAYABLE	-	-	-	-	-	-	-
21250 - SALES TAX PAYABLE	63.08	75.79	-	150.64	-	-	289.51
21300 - FEDERAL INCOME WITHHOLDING	-	-	-	-	-	-	-
21400 - SOCIAL SECURITY WITHHOLDING	-	-	-	-	-	-	-
21450 - MEDICARE WITHHOLDING	-	-	-	-	-	-	-
21500 - STATE INCOME TAX WITHHOLDING	-	-	-	-	-	-	-
21660 - HEALTH SAVINGS ACCOUNT	-	-	-	-	-	-	-
21665 - HSA FEES (DUE 3RD PARTY)	-	-	-	-	-	-	-
21700 - PUBLIC SAFETY RETIREMENT	-	-	-	-	-	-	-
21725 - CIVILIAN EMPLOYEE RETIREMENT	-	-	-	-	-	-	-
21800 - PRE-TAX 457 PLAN	-	-	-	-	-	-	-
21925 - VOLUNTARY EMPLOYEE BENEFICIARY ASSOC	-	-	-	-	-	-	-
22200 - DISABILITY INS - VOLUNTARY LONG TERM	(2,747.55)	(396.93)	-	-	-	-	(3,144.48)
22300 - LIFE INS - VOLUNTARY SUPPLEMENTAL	(1,779.95)	(162.05)	-	-	-	-	(1,942.00)
24000 - AFLAC	-	-	-	-	-	-	-
25000 - DUE TO OTHER FUNDS	-	2,658,776.45	-	-	-	-	2,658,776.45
26000 - DEFERRED REVENUE	-	-	-	-	-	-	-
26550 - ACCRUED PAYROLL & RELATED BENEFITS	-	-	-	-	-	-	-
<b>Total Liabilities:</b>	<b>(4,464.42)</b>	<b>2,658,293.26</b>	<b>-</b>	<b>150.64</b>	<b>-</b>	<b>-</b>	<b>2,653,979.48</b>
<b>Equity</b>							
31000 - FUND BALANCE	2,948,224.26	(2,427,130.75)	2,013,838.92	48,437.86	239,897.27	41,798.03	2,865,065.59
<b>Beginning Equity:</b>	<b>2,948,224.26</b>	<b>(2,427,130.75)</b>	<b>2,013,838.92</b>	<b>48,437.86</b>	<b>239,897.27</b>	<b>41,798.03</b>	<b>2,865,065.59</b>
CURRENT YEAR PROFIT / LOSS	1,575,848.89	138,615.26	423,569.03	(356.45)	364,359.57	41,289.07	2,543,325.37
<b>Total Current Liabilities and Equity:</b>	<b>\$ 4,519,608.73</b>	<b>\$ 369,777.77</b>	<b>\$ 2,437,407.95</b>	<b>\$ 48,232.05</b>	<b>\$ 604,256.84</b>	<b>\$ 83,087.10</b>	<b>\$ 8,062,370.44</b>



## Superstition Fire & Medical District Cash Flow - All Governmental Funds

January 31, 2020

Month	Status	Beginning			Variance	Ending
		Cash Balance	Revenues	Expenditures		Cash Balance
July	Actual	\$ 2,865,066	\$ 445,637	\$ 1,320,399	\$ (874,762)	\$ 1,990,303
August	Actual	\$ 1,990,303	\$ 448,778	\$ 1,396,057	\$ (947,280)	\$ 1,043,024
September	Actual	\$ 1,043,024	\$ 1,248,107	\$ 1,437,541	\$ (189,433)	\$ 853,590
October	Actual	\$ 853,590	\$ 6,192,259	\$ 1,454,719	\$ 4,737,540	\$ 5,591,131
November	Actual	\$ 5,591,131	\$ 1,609,921	\$ 1,886,205	\$ (276,284)	\$ 5,314,847
December	Actual	\$ 5,314,847	\$ 2,131,360	\$ 1,330,005	\$ 801,355	\$ 6,116,203
January	Actual	\$ 6,116,203	\$ 718,790	\$ 1,431,399	\$ (712,609)	\$ 5,403,594
February	Projected	\$ 5,403,594	\$ 861,896	\$ 1,464,814	\$ (602,918)	\$ 4,800,676
March	Projected	\$ 4,800,676	\$ 915,153	\$ 1,588,434	\$ (673,281)	\$ 4,127,395
April	Projected	\$ 4,127,395	\$ 3,402,126	\$ 1,256,089	\$ 2,146,037	\$ 6,273,432
May	Projected	\$ 6,273,432	\$ 1,539,272	\$ 2,096,782	\$ (557,510)	\$ 5,715,922
June	Projected	\$ 5,715,922	\$ 403,067	\$ 2,101,955	\$ (1,698,888)	\$ 4,017,035

Per Arizona Revised Statute (ARS) §48-807(O), the District must produce a Cash Flow Projection Report each fiscal year. This was a new requirement effective September 13, 2013.

The Cash Flow report consists of the combined cash balances of all District Funds. These balances includes the General (100) Fund, Rescue Transport (150), Capital Projects (200) Fund, Bond Proceeds (300) Fund, Special Revenue (400) Fund, CCU Grant (450) Fund, Debt Principal (500) Fund, and Debt Interest (600) Fund.

The first half of the fiscal year's property taxes is due between October 1 and November 1, and the second half is due between March 1 and May 1. Consequently, during the early months of the fiscal year, Capital Projects fund may be utilized to off-set low revenue collections period, but are returned to the Capital Fund when revenue flows increase.

The Cash Flow Projection Report is to be updated monthly with the actual revenues deposited into and expenditures disbursed from the District' cash accounts. It is important to note that the revenues and expenditures are reported here on a Cash Basis.

This report is generated to demonstrate that the Fire District maintains sufficient cash available to satisfy the projected expenditures budgeted over the course of the fiscal year. Close attention should be paid to the Ending Cash Balance columns of this report.

The projections above were derived from an analysis of the District's actual revenues and expenditures for the past three fiscal years and the current year's approved budget. They are to be used as a guide in financial planning. For more detailed information regarding revenues, expenditures, and cash accounts, please refer to the District's Monthly Financial Statements, Warrants Register, and Bank Statements.



# Superstition Fire & Medical District Income Statement Summary

For Fiscal: 2019-2020 Period Ending: 1/31/20

	Original Total Budget	Current Month Actual	YTD Actual Activity	Forecasted Remaining Budget	% Budget Remaining
<b>Fund: 100 - GENERAL</b>					
<b>Revenues</b>					
DIRECT TAXES	13,588,758.00	383,939.72	9,188,176.70	4,400,581.30	32.4%
OTHER TAXES	487,023.00	9,375.20	253,030.42	233,992.58	48.0%
CHARGES FOR SERVICES	646,444.00	6,380.56	314,787.39	331,656.61	51.3%
COMMUNITY HEALTH SERVICES	3,000.00	928.00	2,322.45	677.55	22.6%
OTHER INCOME	40,000.00	4,441.99	24,742.80	15,257.20	38.1%
INTERGOVERNMENTAL INCOME	4,000.00	100.00	2,361.76	1,638.24	41.0%
OTHER FINANCING SOURCES (USES)	-	-	-	-	0.0%
<b>Revenue Total:</b>	<b>\$ 14,769,225.00</b>	<b>\$ 405,165.47</b>	<b>\$ 9,785,421.52</b>	<b>\$ 4,983,803.48</b>	<b>33.7%</b>
<b>Expenditures</b>					
ADMINISTRATIVE SERVICES	5,818,695.00	407,197.46	3,302,380.16	2,516,314.84	43.2%
FINANCIAL SERVICES / RESERVES	1,816,695.89	563.41	2,468.42	1,814,227.47	99.9%
TRAINING SERVICES	47,835.00	1,978.00	13,081.32	34,753.68	72.7%
TECHNICAL SERVICES	615,372.00	32,020.27	278,131.84	337,240.16	54.8%
COMMUNICATION SERVICES	207,868.00	20,565.72	95,822.14	112,045.86	53.9%
EMERGENCY SERVICES	7,844,727.00	667,227.89	4,451,737.02	3,392,989.98	43.3%
COMMUNITY SERVICES	112,883.00	8,680.26	65,951.73	46,931.27	41.6%
<b>Expenditures Total:</b>	<b>16,464,075.89</b>	<b>1,138,233.01</b>	<b>8,209,572.63</b>	<b>8,254,503.26</b>	<b>50.1%</b>
<b>Net Financial Sources (Uses)</b>	<b>\$ (1,694,850.89)</b>	<b>\$ (733,067.54)</b>	<b>\$ 1,575,848.89</b>	<b>\$ (3,270,699.78)</b>	
<b>Beginning Unrestricted Fund Balance July 1, 2019</b>	<b>1,694,850.89</b>				



# Superstition Fire & Medical District Expenditures - Summary

For Fiscal: 2019-2020 Period Ending: 1/31/20

	Original Total Budget	Current Month Actual	YTD Actual Activity	Forecasted Remaining Budget	% Budget Remaining
<b>Fund: 100 - GENERAL OPERATING</b>					
<b>DIVISION 10: ADMINISTRATIVE SERVICES</b>					
<b>Compensation &amp; Benefits</b>					
Compensation	627,348.00	48,145.95	361,855.79	265,492.21	🟢 42.3%
Employer Provided Benefits	3,933,378.00	298,508.66	2,290,086.47	1,643,291.53	🟡 41.8%
<b>Operating Expenditures</b>					
Equipment & Machinery	-	-	-	-	🟢 0.0%
Parts & Supplies	457,455.00	21,678.15	230,052.50	227,402.50	🟢 49.7%
Facility Services	245,686.00	11,118.17	113,946.52	131,739.48	🟢 53.6%
Operating Services	114,024.00	8,204.28	62,058.37	51,965.63	🟢 45.6%
Professional Services	440,804.00	19,542.25	244,380.51	196,423.49	🟢 44.6%
Financial Services	1,816,695.89	563.41	2,468.42	1,814,227.47	🟢 99.9%
Training Services	47,835.00	1,978.00	13,081.32	34,753.68	🟢 72.7%
<b>TOTAL ADMINISTRATIVE SERVICES</b>	<b>7,683,225.89</b>	<b>409,738.87</b>	<b>3,317,929.90</b>	<b>4,365,295.99</b>	<b>🟢 56.8%</b>
<b>DIVISION 20: TECHNICAL SERVICES</b>					
<b>Compensation</b>	312,652.00	19,181.73	147,800.32	164,851.68	🟢 52.7%
<b>Operating Expenditures</b>					
Equipment & Machinery	3,200.00	-	1,878.60	1,321.40	🟡 41.3%
Operating Supplies	169,715.00	5,235.91	58,113.11	111,601.89	🟢 65.8%
Parts & Supplies	105,255.00	7,346.63	50,820.95	54,434.05	🟢 51.7%
Professional Services	16,550.00	16.00	18,309.58	(1,759.58)	🔴 -10.6%
Training Services	8,000.00	240.00	1,209.28	6,790.72	🔴 84.9%
<b>TOTAL TECHNICAL SERVICES</b>	<b>615,372.00</b>	<b>32,020.27</b>	<b>278,131.84</b>	<b>337,240.16</b>	<b>🟢 54.8%</b>
<b>DIVISION 30: COMMUNICATIONS SERVICES</b>					
<b>Operating Expenditures</b>					
Parts & Supplies	1,650.00	1,034.74	1,034.74	615.26	🟡 37.3%
Facility Services	6,000.00	371.33	2,599.31	3,400.69	🟢 56.7%
Operating Services	73,948.00	7,935.65	33,607.83	40,340.17	🟢 54.6%
Professional Services	126,270.00	11,224.00	58,580.26	67,689.74	🟢 53.6%
<b>TOTAL COMMUNICATION SERVICES</b>	<b>207,868.00</b>	<b>20,565.72</b>	<b>95,822.14</b>	<b>112,045.86</b>	<b>🟢 53.9%</b>
<b>DIVISION 40: EMERGENCY SERVICES</b>					
<b>Compensation</b>	7,579,839.00	658,514.38	4,353,459.17	3,226,379.83	🟢 42.6%
<b>Operating Expenditures</b>					
Equipment & Machinery	21,833.00	-	3,290.26	18,542.74	🟢 84.9%
Operating Supplies	94,850.00	3,996.29	35,698.52	59,151.48	🟢 62.4%
Parts & Supplies	52,985.00	2,775.96	18,060.42	34,924.58	🟢 65.9%
Operating Services	13,000.00	917.26	5,678.31	7,321.69	🟢 56.3%
Professional Services	61,187.00	1,024.00	22,176.65	39,010.35	🟢 63.8%
Training Services	21,033.00	-	13,373.69	7,659.31	🔴 36.4%
<b>TOTAL EMERGENCY SERVICES</b>	<b>7,844,727.00</b>	<b>667,227.89</b>	<b>4,451,737.02</b>	<b>3,392,989.98</b>	<b>🟢 43.3%</b>
<b>DIVISION 50: COMMUNITY SERVICES / FIRE PREVENTION</b>					
<b>Compensation</b>	86,843.00	6,680.26	49,875.15	36,967.85	🟢 42.6%
<b>Operating Expenditures</b>					
Operating Supplies	2,000.00	-	1,399.11	600.89	🔴 30.0%
Parts & Supplies	3,000.00	-	1,335.38	1,664.62	🟢 55.5%
Operating Services	2,000.00	-	2,411.52	(411.52)	🔴 -20.6%
Professional Services	13,800.00	2,000.00	8,848.45	4,951.55	🔴 35.9%
Training Services	5,240.00	-	2,082.12	3,157.88	🟢 60.3%
<b>TOTAL COMMUNITY SERVICES / FIRE PREVENTION</b>	<b>112,883.00</b>	<b>8,680.26</b>	<b>65,951.73</b>	<b>46,931.27</b>	<b>🟡 41.6%</b>
<b>GRAND TOTAL GENERAL FUND</b>	<b>\$ 16,464,075.89</b>	<b>\$ 1,138,233.01</b>	<b>\$ 8,209,572.63</b>	<b>\$ 8,254,503.26</b>	<b>🟢 50.1%</b>



# Superstition Fire & Medical District Income Statement - Detail

For Fiscal: 2019-2020 Period Ending: 1/31/20

		Original Total Budget	Current Month Actual	YTD Actual Activity	Forecasted Remaining Budget	% Budget Remaining
<b>Revenue</b>						
<b>Direct Taxes</b>						
100-10-41000-10	REAL & SECURED PROPERTY TAXES	12,207,629.00	354,744.56	7,989,211.02	4,218,417.98	34.6%
100-10-41050-10	UNSECURED PERS PROPERTY TAXES	992,035.00	29,797.88	797,569.89	194,465.11	19.6%
100-10-41075-10	REFUNDED TAXES	(25,000.00)	(1,523.10)	(10,803.75)	(14,196.25)	56.8%
100-10-41080-10	MARICOPA COUNTY PROPERTY TAXES	14,094.00	920.38	12,199.54	1,894.46	13.4%
100-10-41100-10	FIRE DISTRICT ASSISTANCE TAX	400,000.00	-	400,000.00	-	0.0%
	<b>Subtotal</b>	<b>13,588,758.00</b>	<b>383,939.72</b>	<b>9,188,176.70</b>	<b>4,400,581.30</b>	<b>32.4%</b>
<b>Other Taxes</b>						
100-10-41200-10	SRP CONTRIBUTIONS	367,023.00	-	182,722.91	184,300.09	50.2%
100-10-41300-10	INSURANCE PREMIUM TAX	120,000.00	9,375.20	70,307.51	49,692.49	41.4%
	<b>Total Tax Revenue</b>	<b>14,075,781.00</b>	<b>393,314.92</b>	<b>9,441,207.12</b>	<b>4,634,573.88</b>	<b>32.9%</b>
<b>Charges for Services</b>						
100-10-42025-41	RTC COST RECOVERY	40,000.00	3,288.00	23,356.00	16,644.00	41.6%
100-10-42050-41	OTHER EMS PAYMENTS	7,444.00	-	-	7,444.00	100.0%
100-10-42075-41	EMS CONTRACTS	53,000.00	-	-	53,000.00	100.0%
100-10-42078-12	FIRE CONTRACTS	5,000.00	-	-	5,000.00	100.0%
100-10-42200-41	MISCELLANEOUS CONTRACTS	7,000.00	731.72	5,117.37	1,882.63	26.9%
100-10-42500-50	SELF INSPECTION FEES	3,000.00	700.00	2,440.00	560.00	18.7%
100-10-42600-15	COPIES (FIRE REPORTS, ETC.)	1,000.00	80.00	740.00	260.00	26.0%
100-10-42700-50	PERMITS	14,000.00	1,000.00	9,250.00	4,750.00	33.9%
100-10-43100-12	STATE LAND FIRE PAYMENTS	450,000.00	-	244,156.80	205,843.20	45.7%
100-10-43200-20	OUTSIDE FLEET MAINTENANCE	66,000.00	580.84	29,727.22	36,272.78	55.0%
100-10-43300-50	INTERGOVERNMENTAL - PLAN REVIEW FEES	4,000.00	100.00	2,361.76	1,638.24	41.0%
	<b>Total Charges for Services</b>	<b>650,444.00</b>	<b>6,480.56</b>	<b>317,149.15</b>	<b>333,294.85</b>	<b>51.2%</b>
<b>Community Health Services</b>						
100-10-43500-41	CPR / FIRST AID CLASSES	3,000.00	928.00	2,322.45	677.55	22.6%
<b>Other Income</b>						
100-10-45700-10	INVESTMENT EARNINGS	30,000.00	4,182.49	23,358.34	6,641.66	22.1%
100-10-45800-10	COBRA REIMBURSEMENT INCOME	-	-	1,967.05	(1,967.05)	0.0%
100-10-45900-10	OTHER INCOME	10,000.00	259.50	(582.59)	10,582.59	105.8%
100-10-46700-10	CM GRANT REIMBURSEMENT INCOME	-	-	-	-	100.0%
	<b>Total Charges for Services</b>	<b>40,000.00</b>	<b>4,441.99</b>	<b>24,742.80</b>	<b>15,257.20</b>	<b>38.1%</b>
<b>Other Financing Sources (Uses)</b>						
100-80-48020-04	TRANSFER IN (400 Fund)	-	-	-	-	0.0%
100-80-48020-10	TRANSFER IN	-	-	-	-	0.0%
100-80-48100-04	TRANSFER OUT (400 Fund)	-	-	-	-	0.0%
100-80-48100-05	TRANSFER OUT (450 Fund)	-	-	-	-	0.0%
100-90-49500-10	DISTRICT EQUIPMENT SALES	-	-	-	-	0.0%
	<b>Total Financing Sources (Uses)</b>	<b>-</b>	<b>-</b>	<b>-</b>	<b>-</b>	<b>0.0%</b>
<b>Revenue Total:</b>		<b>\$ 14,769,225.00</b>	<b>\$ 405,165.47</b>	<b>\$ 9,785,421.52</b>	<b>\$ 4,983,803.48</b>	<b>33.7%</b>

## Expense

### DIVISION 10: ADMINISTRATIVE SERVICES

<b>Wages</b>						
100-10-50000-10	FIRE CHIEF	146,782.00	11,290.90	84,536.03	62,245.97	42.4%
100-10-50010-10	ADMIN SERVICES STAFF	468,932.00	36,307.38	270,918.84	198,013.16	42.2%
100-10-52510-10	WAGE ALLOWANCE (CELL PHONES)	9,934.00	547.67	4,377.30	5,556.70	55.9%
100-10-52700-10	ADMIN SERVICES STAFF OVERTIME	1,700.00	-	2,023.62	(323.62)	-19.0%
	<b>Subtotal</b>	<b>627,348.00</b>	<b>48,145.95</b>	<b>361,855.79</b>	<b>265,492.21</b>	<b>42.3%</b>
<b>Employer Provided Benefits</b>						
100-10-53710-10	PENSION (PSPRS)	2,092,671.00	165,950.33	1,204,543.64	888,127.36	42.4%
100-10-53760-10	PENSION (ASRS)	116,425.00	8,532.29	64,074.69	52,350.31	45.0%
100-10-53770-10	BENEFIT CONTRIBUTIONS	1,332,650.00	101,806.34	763,091.53	569,558.47	42.7%
100-10-53799-10	SAFER GRANT BENEFIT REIMBURSEMENT	(196,520.00)	-	(108,937.49)	(87,582.51)	44.6%
100-10-53810-10	SOCIAL SECURITY	58,273.00	4,367.97	32,815.94	25,457.06	43.7%
100-10-53830-10	MEDICARE	129,805.00	10,460.86	75,085.76	54,719.24	42.2%
100-10-53860-10	INDUSTRIAL INSURANCE	160,547.00	(75.23)	153,204.63	7,342.37	4.6%
100-10-53870-10	INDUSTRIAL INSURANCE - VOLUNTEERS	-	-	-	-	0.0%
100-10-53890-10	UNEMPLOYMENT	-	-	-	-	0.0%
100-10-53910-10	MEDICAL INSURANCE	-	4,855.70	75,575.09	(75,575.09)	0.0%
100-10-53920-10	DENTAL INSURANCE	-	355.70	6,170.90	(6,170.90)	0.0%
100-10-53930-10	VISION INSURANCE	-	49.58	857.37	(857.37)	0.0%
100-10-53940-10	EMPLOYEE ASSISTANCE PROGRAM	9,907.00	814.08	6,497.28	3,409.72	34.4%
100-10-53950-10	LIFE INSURANCE	10,320.00	845.20	6,759.60	3,560.40	34.5%
100-10-53960-10	CANCER INSURANCE FUND (PSPRS)	4,700.00	-	4,700.00	-	0.0%
100-10-53965-10	COBRA (REIMBURSABLE)	-	545.84	4,683.10	(4,683.10)	0.0%
100-10-53990-10	EARNED LEAVE BUYOUT (ELBO) PROGRAM	207,763.00	-	950.65	206,812.35	99.5%



# Superstition Fire & Medical District Income Statement - Detail

For Fiscal: 2019-2020 Period Ending: 1/31/20

	Original Total Budget	Current Month Actual	YTD Actual Activity	Forecasted Remaining Budget	% Budget Remaining
<b>100-10-53992-10</b> EARNED LEAVE BUYOUT PROGRAM - FICA	6,837.00	-	13.78	6,823.22	99.8%
<b>100-10-53997-10</b> EARNED LEAVE SEPARATION (ELSP) PROGRAM	-	-	-	-	0.0%
<b>100-10-53998-10</b> EARNED LEAVE SEPARATION PROGRAM - FICA	-	-	-	-	0.0%
<b>Subtotal</b>	<b>3,933,378.00</b>	<b>298,508.66</b>	<b>2,290,086.47</b>	<b>1,643,291.53</b>	<b>41.8%</b>
<b>Admin Services Compensation &amp; Benefits Total:</b>	<b>4,560,726.00</b>	<b>346,654.61</b>	<b>2,651,942.26</b>	<b>1,908,783.74</b>	<b>41.9%</b>
<b>Equipment &amp; Machinery</b>					
<b>100-10-54050-08</b> COMPUTER SOFTWARE	-	-	-	-	0.0%
<b>Subtotal</b>	<b>-</b>	<b>-</b>	<b>-</b>	<b>-</b>	<b>0.0%</b>
<b>Operating Supplies / Parts &amp; Supplies</b>					
<b>100-10-55060-08</b> COMPUTER / PRINTER SUPPLIES & MAINTENANCE	-	3,347.52	7,277.27	(7,277.27)	0.0%
<b>100-10-55340-20</b> IGA PARTS & SUPPLIES - FLORENCE	27,000.00	755.00	6,776.17	20,223.83	74.9%
<b>100-10-55341-12</b> IGA - STATE LAND REIMBURSABLE EXPENSES	22,750.00	-	9,571.51	13,178.49	57.9%
<b>100-10-55342-12</b> STATE LAND / SHIFT COVERAGE	214,100.00	-	117,307.86	96,792.14	45.2%
<b>100-10-55343-20</b> IGA SERVICES WAGES (INTERGOVERNMENTAL)	15,000.00	1,726.51	6,550.72	8,449.28	56.3%
<b>100-10-55345-41</b> CONTRACTED SPECIAL EVENTS OVERTIME	38,225.00	1,101.23	1,101.23	37,123.77	97.1%
<b>100-10-55550-12</b> OFFICE FURNITURE & EQUIP, PARTS & SUPPLIES	11,500.00	915.19	5,483.10	6,016.90	52.3%
<b>100-10-55670-50</b> VOLUNTEER EXPENSES	200.00	-	-	200.00	100.0%
<b>100-10-56340-12</b> CLEANING SUPPLIES	17,380.00	1,867.52	9,529.15	7,850.85	45.2%
<b>100-10-56600-12</b> FACILITY MAINTENANCE	21,700.00	1,756.32	13,018.82	8,681.18	40.0%
<b>100-10-56860-12</b> FOOD / BEVERAGES	700.00	-	545.18	154.82	22.1%
<b>100-10-57100-12</b> OFFICE SUPPLIES	7,000.00	307.25	3,165.37	3,834.63	54.8%
<b>100-10-57200-12</b> POSTAGE / DELIVERY SERVICES	2,000.00	-	739.10	1,260.90	63.0%
<b>100-10-57220-12</b> POSTAGE METER RENTAL / SUPPLIES	500.00	-	93.69	406.31	81.3%
<b>100-10-57440-12</b> PROFESSIONAL PUBLICATIONS / SUBSCRIPTIONS	1,300.00	-	-	1,300.00	100.0%
<b>100-10-57600-12</b> HONOR GUARD	2,000.00	-	110.00	1,890.00	94.5%
<b>100-10-57620-12</b> REWARDS / RECOGNITION / FLOWERS SUPPLIES	3,950.00	-	3,131.71	818.29	20.7%
<b>100-10-57640-12</b> VOLUNTEER RECOGNITION	-	-	-	-	0.0%
<b>100-10-57660-12</b> PEER SUPPORT	200.00	-	-	200.00	100.0%
<b>100-10-58000-12</b> UNIFORMS (CIVILIAN)	5,400.00	1,525.30	1,820.22	3,579.78	66.3%
<b>100-10-58020-12</b> UNIFORMS - CLASS A / NEW HIRES	-	901.60	10,260.88	(10,260.88)	0.0%
<b>100-10-58080-12</b> UNIFORMS (GOVERNING BOARD)	250.00	56.17	56.17	193.83	77.5%
<b>100-10-58100-12</b> UNIFORMS (PUBLIC SAFETY)	65,800.00	7,418.54	33,514.35	32,285.65	49.1%
<b>100-10-58150-12</b> UNIFORMS (VOLUNTEERS)	500.00	-	-	500.00	100.0%
<b>Subtotal</b>	<b>457,455.00</b>	<b>21,678.15</b>	<b>230,052.50</b>	<b>227,402.50</b>	<b>49.7%</b>
<b>Facility Services</b>					
<b>100-10-59000-12</b> FACILITIES RENT	30,000.00	2,500.00	17,500.00	12,500.00	41.7%
<b>100-10-59020-12</b> ELECTRICITY	100,000.00	1,249.27	51,597.36	48,402.64	48.4%
<b>100-10-59040-12</b> FACILITY PROJECTS	60,000.00	3,416.16	17,957.25	42,042.75	70.1%
<b>100-10-59060-12</b> NATURAL GAS	5,928.00	179.79	2,529.42	3,398.58	57.3%
<b>100-10-59100-08</b> PHONE	20,462.00	1,421.93	9,774.13	10,687.87	52.2%
<b>100-10-59160-12</b> WATER SOFTENER SUPPLIES	5,700.00	482.45	3,073.40	2,626.60	46.1%
<b>100-10-59180-12</b> SEWER / SEPTIC	4,212.00	278.08	1,132.80	3,079.20	73.1%
<b>100-10-59200-12</b> WATER	19,384.00	1,590.49	10,382.16	9,001.84	46.4%
<b>Subtotal</b>	<b>245,686.00</b>	<b>11,118.17</b>	<b>113,946.52</b>	<b>131,739.48</b>	<b>53.6%</b>
<b>Operating Services</b>					
<b>100-10-60180-08</b> COPIER MAINTENANCE & SUPPLIES	4,000.00	324.57	2,463.55	1,536.45	38.4%
<b>100-10-60230-12</b> DOCUMENT DISPOSAL SERVICES	500.00	36.66	146.66	353.34	70.7%
<b>100-10-60240-12</b> EXTERMINATING	3,500.00	662.77	1,693.53	1,806.47	51.6%
<b>100-10-60310-08</b> INTERNET	72,000.00	5,691.84	39,585.04	32,414.96	45.0%
<b>100-10-60320-12</b> LANDSCAPING	2,980.00	-	1,183.32	1,796.68	60.3%
<b>100-10-60580-12</b> REFUSE COLLECTION	4,500.00	687.54	1,833.44	2,666.56	59.3%
<b>100-10-60600-12</b> SECURITY & ALARM SYSTEMS	7,500.00	99.01	5,486.80	2,013.20	26.8%
<b>100-10-60620-08</b> INDIVIDUAL SOFTWARE LICENSING	5,700.00	300.00	300.00	5,400.00	94.7%
<b>100-10-60630-08</b> SYSTEM SERVER HOSTING	4,719.00	275.19	2,476.71	2,242.29	47.5%
<b>100-10-60740-12</b> WATER & ICE (DRINKING)	8,625.00	126.70	6,889.32	1,735.68	20.1%
<b>Subtotal</b>	<b>114,024.00</b>	<b>8,204.28</b>	<b>62,058.37</b>	<b>51,965.63</b>	<b>45.6%</b>
<b>Professional Services</b>					
<b>100-10-61010-08</b> ACCREDITATION	12,500.00	-	-	12,500.00	100.0%
<b>100-10-61020-12</b> ADMIN MEDICAL DIRECTOR - CONTRACT	30,000.00	-	15,000.00	15,000.00	50.0%
<b>100-10-61060-12</b> NEW HIRE HR ADVERTISING	-	-	-	-	0.0%
<b>100-10-61100-12</b> BACKGROUND INVESTIGATION / CREDIT REPORTING	-	-	60.00	(60.00)	0.0%
<b>100-10-61160-08</b> COMPUTER INFO SYSTEMS MAINT CONTRACT	22,000.00	-	-	22,000.00	100.0%
<b>100-10-61170-08</b> CIS WEB HOSTING / DOMAINS / CERTIFICATES	2,000.00	66.00	1,404.74	595.26	29.8%
<b>100-10-61200-12</b> NEW HIRE HR TESTING	6,500.00	-	6,723.08	(223.08)	-3.4%
<b>100-10-61250-12</b> FIRE CHIEF SEARCH CONTINGENCY	25,000.00	-	-	25,000.00	100.0%
<b>100-10-61260-12</b> CPA AUDIT SERVICES	13,000.00	13,000.00	13,000.00	-	0.0%
<b>100-10-61300-12</b> LABOR RELATIONS CONSULTING / CONFERENCES	5,333.00	4,666.66	6,099.68	(766.68)	-14.4%
<b>100-10-61700-12</b> VEHICLE / PROPERTY / LIABILITY INSURANCE	117,771.00	-	59,758.04	58,012.96	49.3%
<b>100-10-61860-12</b> GOVERNING BOARD LEGAL SERVICES	20,000.00	-	9,005.74	10,994.26	55.0%



# Superstition Fire & Medical District Income Statement - Detail

For Fiscal: 2019-2020 Period Ending: 1/31/20

	Original Total Budget	Current Month Actual	YTD Actual Activity	Forecasted Remaining Budget	% Budget Remaining
<b>100-10-61880-12</b> HR / INVESTIGATION LEGAL SERVICES	10,000.00	720.00	27,850.50	(17,850.50)	<span style="color: red;">●</span> -178.5%
<b>100-10-61920-12</b> MEDICAL EXAM SERVICES	110,000.00	-	58,780.00	51,220.00	<span style="color: green;">●</span> 46.6%
<b>100-10-61960-12</b> TEMP PERSONNEL - OUTSIDE SERVICES	-	-	-	-	<span style="color: green;">●</span> 0.0%
<b>100-10-62020-12</b> PRINTING / PUBLISHING SERVICES	2,500.00	-	1,214.56	1,285.44	<span style="color: green;">●</span> 51.4%
<b>100-10-62060-12</b> PROFESSIONAL ORGANIZATIONS / MEMBERSHIP	5,000.00	30.00	1,553.49	3,446.51	<span style="color: green;">●</span> 68.9%
<b>100-10-62105-08</b> GLOBAL SOFTWARE LICENSING	59,200.00	1,059.59	43,930.68	15,269.32	<span style="color: red;">●</span> 25.8%
<b>Subtotal</b>	<b>440,804.00</b>	<b>19,542.25</b>	<b>244,380.51</b>	<b>196,423.49</b>	<span style="color: green;">●</span> 44.6%
<b>Financial Services</b>					
<b>100-10-63000-10</b> ADMIN FEES, BONDS & LEASES	1,000.00	55.70	396.68	603.32	<span style="color: green;">●</span> 60.3%
<b>100-10-63100-10</b> FEES (RECORD / FILING / PERMIT)	100.00	-	141.84	(41.84)	<span style="color: red;">●</span> -41.8%
<b>100-10-63140-10</b> INTEREST & FINANCE CHARGES	2,000.00	507.71	1,929.90	70.10	<span style="color: red;">●</span> 3.5%
<b>100-10-63150-10</b> FINANCIAL RESERVE	1,813,595.89	-	-	1,813,595.89	<span style="color: green;">●</span> 100.0%
<b>Subtotal</b>	<b>1,816,695.89</b>	<b>563.41</b>	<b>2,468.42</b>	<b>1,814,227.47</b>	<span style="color: green;">●</span> 99.9%
<b>Training Services</b>					
<b>100-10-64020-12</b> ADMINISTRATIVE TRAINING / CONFERENCES	2,500.00	1,236.25	3,202.57	(702.57)	<span style="color: red;">●</span> -28.1%
<b>100-10-64040-12</b> BOARD OF DIRECTORS TRAINING	1,000.00	741.75	741.75	258.25	<span style="color: red;">●</span> 25.8%
<b>100-10-64060-12</b> COLLEGE TUITION REIMBURSEMENT	44,335.00	-	9,137.00	35,198.00	<span style="color: green;">●</span> 79.4%
<b>Subtotal</b>	<b>47,835.00</b>	<b>1,978.00</b>	<b>13,081.32</b>	<b>34,753.68</b>	<span style="color: green;">●</span> 72.7%
<b>Administrative Services Operating Expense Total:</b>	<b>3,122,499.89</b>	<b>63,084.26</b>	<b>665,987.64</b>	<b>2,456,512.25</b>	<span style="color: green;">●</span> 78.7%
<b>TOTAL ADMINISTRATIVE SERVICES</b>	<b>7,683,225.89</b>	<b>409,738.87</b>	<b>3,317,929.90</b>	<b>4,365,295.99</b>	<span style="color: green;">●</span> 56.8%

## DIVISION 20: TECHNICAL SERVICES

<b>Wages</b>					
<b>100-20-50020-10</b> FLEET & FACILITIES STAFF	305,152.00	19,181.73	146,940.44	158,211.56	<span style="color: green;">●</span> 51.8%
<b>100-20-52700-20</b> FLEET & FACILITIES STAFF OVERTIME	7,500.00	-	859.88	6,640.12	<span style="color: green;">●</span> 88.5%
<b>Technical Services Wages Total:</b>	<b>312,652.00</b>	<b>19,181.73</b>	<b>147,800.32</b>	<b>164,851.68</b>	<span style="color: green;">●</span> 52.7%
<b>Equipment &amp; Machinery</b>					
<b>100-20-54050-20</b> DIAGNOSTIC SOFTWARE	3,200.00	-	1,878.60	1,321.40	<span style="color: orange;">●</span> 41.3%
<b>Operating Supplies</b>					
<b>100-20-55400-20</b> MECHANICAL EQUIPMENT, PARTS & SUPPLIES	6,000.00	-	821.86	5,178.14	<span style="color: green;">●</span> 86.3%
<b>100-20-55580-20</b> TIRES	69,500.00	-	11,351.74	58,148.26	<span style="color: green;">●</span> 83.7%
<b>100-20-55620-20</b> VEHICLE PARTS	94,215.00	5,235.91	45,939.51	48,275.49	<span style="color: green;">●</span> 51.2%
<b>Subtotal</b>	<b>169,715.00</b>	<b>5,235.91</b>	<b>58,113.11</b>	<b>111,601.89</b>	<span style="color: green;">●</span> 65.8%
<b>Parts &amp; Supplies</b>					
<b>100-20-56800-20</b> FLUIDS (ANTIFREEZE, BRAKE, TRANSMISSION)	6,310.00	755.83	4,769.55	1,540.45	<span style="color: red;">●</span> 24.4%
<b>100-20-56880-20</b> FUEL - DIESEL	68,445.00	4,832.05	32,058.26	36,386.74	<span style="color: green;">●</span> 53.2%
<b>100-20-56900-20</b> FUEL - UNLEADED	14,600.00	1,446.21	9,057.52	5,542.48	<span style="color: orange;">●</span> 38.0%
<b>100-20-57060-20</b> MISCELLANEOUS SHOP SUPPLIES	7,740.00	378.83	4,409.34	3,330.66	<span style="color: green;">●</span> 43.0%
<b>100-20-57140-20</b> ENGINE OIL	6,900.00	(125.44)	175.71	6,724.29	<span style="color: green;">●</span> 97.5%
<b>100-20-58120-20</b> UNIFORMS & TOWELS (TECHNICAL SERVICES)	1,260.00	59.15	350.57	909.43	<span style="color: green;">●</span> 72.2%
<b>Subtotal</b>	<b>105,255.00</b>	<b>7,346.63</b>	<b>50,820.95</b>	<b>54,434.05</b>	<span style="color: green;">●</span> 51.7%
<b>Professional Services</b>					
<b>100-20-61460-20</b> HAZARDOUS WASTE DISPOSAL	600.00	-	150.68	449.32	<span style="color: green;">●</span> 74.9%
<b>100-20-61820-20</b> LADDER TESTING & CERT - AERIAL & GROUND	3,450.00	-	3,174.80	275.20	<span style="color: red;">●</span> 8.0%
<b>100-20-62140-20</b> REPAIR & MAINTENANCE - FLEET	12,500.00	16.00	14,984.10	(2,484.10)	<span style="color: red;">●</span> -19.9%
<b>Subtotal</b>	<b>16,550.00</b>	<b>16.00</b>	<b>18,309.58</b>	<b>(1,759.58)</b>	<span style="color: red;">●</span> -10.6%
<b>Training Services</b>					
<b>100-20-64470-20</b> FLEET SERVICES TRAINING	8,000.00	240.00	1,209.28	6,790.72	<span style="color: green;">●</span> 84.9%
<b>Technical Services Operating Expense Total:</b>	<b>302,720.00</b>	<b>12,838.54</b>	<b>130,331.52</b>	<b>172,388.48</b>	<span style="color: green;">●</span> 56.9%
<b>TOTAL TECHNICAL SERVICES</b>	<b>615,372.00</b>	<b>32,020.27</b>	<b>278,131.84</b>	<b>337,240.16</b>	<span style="color: green;">●</span> 54.8%



# Superstition Fire & Medical District Income Statement - Detail

For Fiscal: 2019-2020 Period Ending: 1/31/20

	Original Total Budget	Current Month Actual	YTD Actual Activity	Forecasted Remaining Budget	% Budget Remaining	
<b>DIVISION 30: COMMUNICATIONS SERVICES</b>						
<b>Parts &amp; Supplies</b>						
100-30-56040-15	BATTERIES - ELECTRONICS (PORTABLE BATTERIES)	1,400.00	1,034.74	1,034.74	365.26	26.1%
100-30-57590-15	RADIO EQUIPMENT SUPPLIES	250.00	-	-	250.00	100.0%
	<b>Subtotal</b>	<b>1,650.00</b>	<b>1,034.74</b>	<b>1,034.74</b>	<b>615.26 </b>	<b>37.3%</b>
<b>Facility Services</b>						
100-30-59080-15	PHONE / E - 911 COMM CIRCUITS	6,000.00	371.33	2,599.31	3,400.69	56.7%
<b>Operating Services</b>						
100-30-60020-15	TOPAZ / G2 MAINTENANCE	18,000.00	294.66	6,991.32	11,008.68	61.2%
100-30-60340-08	MCT MAINTENANCE	18,948.00	4,736.59	9,473.29	9,474.71	50.0%
100-30-60350-08	MOBILE DATA OPERATIONS	27,000.00	2,904.40	16,693.22	10,306.78	38.2%
100-30-60560-15	RADIO INFORMATION SYSTEMS MAINTENANCE	10,000.00	-	450.00	9,550.00	95.5%
	<b>Subtotal</b>	<b>73,948.00</b>	<b>7,935.65</b>	<b>33,607.83</b>	<b>40,340.17 </b>	<b>54.6%</b>
<b>Professional Services</b>						
100-30-61440-15	DISPATCH SERVICES - MFMD	126,270.00	11,224.00	58,580.26	67,689.74	53.6%
	<b>TOTAL COMMUNICATIONS SERVICES</b>	<b>207,868.00</b>	<b>20,565.72</b>	<b>95,822.14</b>	<b>112,045.86 </b>	<b>53.9%</b>
<b>DIVISION 40: EMERGENCY SERVICES</b>						
<b>Wages</b>						
100-40-50040-10	ASSISTANT CHIEFS	261,983.00	20,152.53	150,898.89	111,084.11	42.4%
100-40-50050-10	DEPUTY CHIEF	126,743.00	9,639.30	72,294.75	54,448.25	43.0%
100-40-50140-10	ADMINISTRATIVE ASSISTANT II	56,112.00	4,316.27	32,204.46	23,907.54	42.6%
100-40-51010-10	BATTALION CHIEFS	324,538.00	28,360.02	196,697.59	127,840.41	39.4%
100-40-51030-10	CAPTAINS	2,071,170.00	157,086.32	1,176,257.59	894,912.41	43.2%
100-40-51040-10	ENGINEERS	1,439,406.00	110,953.26	821,976.00	617,430.00	42.9%
100-40-51050-10	FIREFIGHTERS	3,136,658.00	239,816.89	1,764,246.59	1,372,411.41	43.8%
100-40-52015-10	INJURY WAGES	-	-	432.23	(432.23)	0.0%
100-40-52530-12	BATTALION CHIEF COVERAGE	22,500.00	1,601.31	10,619.91	11,880.09	52.8%
100-40-52539-10	SAFER GRANT WAGES REIMBURSEMENT	(395,645.00)	-	(202,402.94)	(193,242.06)	48.8%
	<b>Subtotal</b>	<b>7,043,465.00</b>	<b>571,925.90</b>	<b>4,023,225.07</b>	<b>3,020,239.93 </b>	<b>42.9%</b>
<b>OT Wages</b>						
100-40-52540-10	FLSA HALFTIME	95,465.00	8,519.83	51,928.63	43,536.37	45.6%
100-40-52560-10	HOLIDAY PAY	267,079.00	51,321.36	178,339.73	88,739.27	33.2%
100-40-52700-12	OPS ADMIN STAFF OVERTIME	250.00	-	-	250.00	100.0%
100-40-52740-12	SHIFT OVERTIME	100,000.00	24,872.88	84,164.16	15,835.84	15.8%
100-40-52750-12	SPECIAL OVERTIME	2,000.00	-	1,408.63	591.37	29.6%
100-40-52810-12	NON-CONTRACTED SPECIAL EVENTS OT	4,000.00	-	-	4,000.00	100.0%
100-40-52850-47	SCBA OVERTIME	3,500.00	-	920.23	2,579.77	73.7%
100-40-52910-50	PUBLIC EVENTS / PUB ED OT	300.00	177.76	643.89	(343.89)	-114.6%
	<b>Subtotal</b>	<b>472,594.00</b>	<b>84,891.83</b>	<b>317,405.27</b>	<b>155,188.73 </b>	<b>32.8%</b>
<b>Training OT Wages</b>						
100-40-53140-41	EMS TRAINING OT	3,040.00	-	375.27	2,664.73	87.7%
100-40-53240-12	PROMOTIONAL TESTING OT	2,000.00	-	915.85	1,084.15	54.2%
100-40-53260-41	FIRE OPERATIONAL TRAINING OT	19,600.00	-	2,870.62	16,729.38	85.4%
100-40-53360-41	OFFICER DEVELOPMENT OT	26,000.00	-	6,102.10	19,897.90	76.5%
100-40-53380-41	RECRUIT / INTERN ACADEMY OT	-	758.66	758.66	(758.66)	0.0%
100-40-53500-41	SPECIAL OPERATIONS OT	9,400.00	937.99	1,806.33	7,593.67	80.8%
	<b>Subtotal</b>	<b>60,040.00</b>	<b>1,696.65</b>	<b>12,828.83</b>	<b>47,211.17 </b>	<b>78.6%</b>
<b>Other OT Wages</b>						
100-40-53580-15	FIRE INVESTIGATION OT	3,740.00	-	-	3,740.00	100.0%
	<b>Emergency Services Wages Total:</b>	<b>7,579,839.00</b>	<b>658,514.38</b>	<b>4,353,459.17</b>	<b>3,226,379.83 </b>	<b>42.6%</b>
<b>Equipment &amp; Machinery</b>						
100-40-54080-41	EMS EQUIPMENT & MACHINERY (ASSET)	2,000.00	-	-	2,000.00	100.0%
100-40-54120-40	FIRE OPS EQUIPMENT & MACHINERY (ASSET)	2,500.00	-	-	2,500.00	100.0%
100-40-54140-40	FIRE OPS HOSE (ASSET)	8,000.00	-	-	8,000.00	100.0%
100-40-54165-41	FIRE OPS TRAINING EQUIPMENT (ASSET)	-	-	-	-	0.0%
100-40-54300-42	PHYSICAL FITNESS EQUIPMENT (ASSET)	1,333.00	-	-	1,333.00	100.0%
100-40-54420-47	SCBA AIR MASKS (ASSET)	8,000.00	-	3,290.26	4,709.74	58.9%
100-40-54460-41	SPECIAL OPERATIONS EQUIPMENT (ASSET)	-	-	-	-	0.0%
	<b>Subtotal</b>	<b>21,833.00</b>	<b>-</b>	<b>3,290.26</b>	<b>18,542.74 </b>	<b>84.9%</b>





# Superstition Fire & Medical District Income Statement - Detail

For Fiscal: 2019-2020 Period Ending: 1/31/20

		Original Total Budget	Current Month Actual	YTD Actual Activity	Forecasted Remaining Budget	% Budget Remaining
<b>Operating Supplies</b>						
100-40-55100-41	EMS PARTS AND SUPPLIES	29,600.00	1,004.81	5,111.91	24,488.09	<span style="color: green;">●</span> 82.7%
100-40-55200-20	FIRE OPS EQUIPMENT, PARTS, SUPPLIES & MAINT	32,250.00	153.19	16,399.64	15,850.36	<span style="color: green;">●</span> 49.1%
100-40-55220-41	FIRE OPS TRAINING TOOLS & SUPPLIES	3,500.00	446.26	446.26	3,053.74	<span style="color: green;">●</span> 87.2%
100-40-55440-42	PHYSICAL FITNESS TRAINING TOOLS, SUPP & MAINT	2,000.00	-	754.55	1,245.45	<span style="color: green;">●</span> 62.3%
100-40-55480-42	SAFETY EQUIPMENT, PARTS & SUPPLIES	1,500.00	-	1,624.77	(124.77)	<span style="color: red;">●</span> -8.3%
100-40-55520-47	SCBA TOOLS, EQUIPMENT & SUPPLIES	4,000.00	-	2,880.92	1,119.08	<span style="color: red;">●</span> 28.0%
100-40-55560-41	SPECIAL OPS (TRT/HAZ-MAT) OPERATING EXPENSES	13,500.00	2,392.03	6,388.28	7,111.72	<span style="color: red;">●</span> 52.7%
100-40-55580-41	SPECIAL OPS (WILDLAND) OPERATING EXPENSES	8,500.00	-	2,092.19	6,407.81	<span style="color: green;">●</span> 75.4%
	<b>Subtotal</b>	<b>94,850.00</b>	<b>3,996.29</b>	<b>35,698.52</b>	<b>59,151.48</b>	<span style="color: green;">●</span> 62.4%
<b>Parts &amp; Supplies</b>						
100-40-56220-41	COMM HEALTH SERVICES SUPPLIES	3,000.00	538.56	897.60	2,102.40	<span style="color: green;">●</span> 70.1%
100-40-56760-40	FIRE REHAB - PERISHABLES	500.00	-	259.21	240.79	<span style="color: green;">●</span> 48.2%
100-40-57245-42	PPE (PERSONAL PROTECTIVE EQUIPMENT)	49,485.00	2,237.40	16,903.61	32,581.39	<span style="color: green;">●</span> 65.8%
	<b>Subtotal</b>	<b>52,985.00</b>	<b>2,775.96</b>	<b>18,060.42</b>	<b>34,924.58</b>	<span style="color: green;">●</span> 65.9%
<b>Operating Services</b>						
100-40-60140-20	SCBA COMPRESSOR MAINTENANCE	3,000.00	-	-	3,000.00	<span style="color: green;">●</span> 100.0%
100-40-60700-12	TOWEL & LINEN SERVICES	10,000.00	917.26	5,678.31	4,321.69	<span style="color: green;">●</span> 43.2%
	<b>Subtotal</b>	<b>13,000.00</b>	<b>917.26</b>	<b>5,678.31</b>	<b>7,321.69</b>	<span style="color: green;">●</span> 56.3%
<b>Professional Services</b>						
100-40-61080-20	AIR QUALITY TESTING	900.00	-	744.80	155.20	<span style="color: red;">●</span> 17.2%
100-40-61120-12	BAY DOOR MAINTENANCE	10,800.00	-	1,153.13	9,646.87	<span style="color: green;">●</span> 89.3%
100-40-61530-41	EMS CARDIAC MONITOR MAINTENANCE & SUPPLIES	20,737.00	-	14,232.12	6,504.88	<span style="color: red;">●</span> 31.4%
100-40-61650-12	INFECTION CONTROL MEDICAL EXAM SERVICE	1,500.00	-	-	1,500.00	<span style="color: green;">●</span> 100.0%
100-40-61660-41	INSTRUCTOR SERVICES - CE	250.00	-	-	250.00	<span style="color: green;">●</span> 100.0%
100-40-61980-42	PPE CLOTHING MAINTENANCE & DECONTAMINATION	25,000.00	1,024.00	6,046.60	18,953.40	<span style="color: green;">●</span> 75.8%
100-40-62200-47	SCBA TESTING & CALIBRATION	2,000.00	-	-	2,000.00	<span style="color: green;">●</span> 100.0%
	<b>Subtotal</b>	<b>61,187.00</b>	<b>1,024.00</b>	<b>22,176.65</b>	<b>39,010.35</b>	<span style="color: green;">●</span> 63.8%
<b>Training Services</b>						
100-40-64020-41	FIRE OPS / EMS OUTSIDE TRAINING	5,200.00	-	310.77	4,889.23	<span style="color: green;">●</span> 94.0%
100-40-64400-42	HEALTH, SAFETY, & WELLNESS TRAINING & SUPPLIES	1,333.00	-	-	1,333.00	<span style="color: green;">●</span> 100.0%
100-40-64420-41	INTERN / RECRUIT ACADEMY & SUPPLIES	-	-	-	-	<span style="color: green;">●</span> 0.0%
100-40-64550-41	OFFICER DEVELOPMENT TRAINING & SUPPLIES	14,500.00	-	13,062.92	1,437.08	<span style="color: red;">●</span> 9.9%
	<b>Subtotal</b>	<b>21,033.00</b>	<b>-</b>	<b>13,373.69</b>	<b>7,659.31</b>	<span style="color: red;">●</span> 36.4%
<b>Emergency Services Operating Expense Total:</b>		<b>264,888.00</b>	<b>8,713.51</b>	<b>98,277.85</b>	<b>166,610.15</b>	<span style="color: green;">●</span> 62.9%
<b>TOTAL EMERGENCY SERVICES</b>		<b>7,844,727.00</b>	<b>667,227.89</b>	<b>4,451,737.02</b>	<b>3,392,989.98</b>	<span style="color: green;">●</span> 43.3%
<b>DIVISION 50: COMMUNITY SERVICES / FIRE PREVENTION</b>						
<b>Wages</b>						
100-50-50260-10	COMMUNITY RISK REDUCTION SPECIALIST	86,843.00	6,680.26	49,875.15	36,967.85	<span style="color: green;">●</span> 42.6%
	<b>Subtotal</b>	<b>86,843.00</b>	<b>6,680.26</b>	<b>49,875.15</b>	<b>36,967.85</b>	<span style="color: green;">●</span> 42.6%
<b>OT Wages</b>						
100-50-52700-15	PREVENTION / FIRE INVESTIGATION OVERTIME	-	-	-	-	<span style="color: green;">●</span> 0.0%
100-50-52965-15	SPECIAL PUBLIC EVENTS OT	-	-	-	-	<span style="color: green;">●</span> 0.0%
	<b>Subtotal</b>	<b>-</b>	<b>-</b>	<b>-</b>	<b>-</b>	<span style="color: green;">●</span> 0.0%
<b>Community Services / Fire Prevention Wages Total:</b>		<b>86,843.00</b>	<b>6,680.26</b>	<b>49,875.15</b>	<b>36,967.85</b>	<span style="color: green;">●</span> 42.6%
<b>Operating Supplies</b>						
100-50-55160-50	FIRE CODE BOOKS & MANUALS	800.00	-	796.06	3.94	<span style="color: red;">●</span> 0.5%
100-50-55180-15	FIRE INVESTIGATION TOOLS & EQUIPMENT	-	-	-	-	<span style="color: green;">●</span> 0.0%
100-50-55260-50	FIRE PREVENTION TOOLS & EQUIPMENT	200.00	-	98.58	101.42	<span style="color: green;">●</span> 50.7%
100-50-55640-59	MULTI MEDIA SOFTWARE LICENSES	1,000.00	-	504.47	495.53	<span style="color: green;">●</span> 49.6%
	<b>Subtotal</b>	<b>2,000.00</b>	<b>-</b>	<b>1,399.11</b>	<b>600.89</b>	<span style="color: red;">●</span> 30.0%
<b>Parts &amp; Supplies</b>						
100-50-56740-50	FIRE PREVENTION SUPPLIES	400.00	-	343.52	56.48	<span style="color: red;">●</span> 14.1%
100-50-57640-50	SAFETY & EDUCATION PROMO MATERIALS	2,600.00	-	991.86	1,608.14	<span style="color: green;">●</span> 61.9%
	<b>Subtotal</b>	<b>3,000.00</b>	<b>-</b>	<b>1,335.38</b>	<b>1,664.62</b>	<span style="color: green;">●</span> 55.5%
<b>Operating Services</b>						
100-50-60150-50	EMERGENCY EVENT SUPPLIES	1,500.00	-	2,311.52	(811.52)	<span style="color: red;">●</span> -54.1%
100-50-60200-50	SELF INSPECTION SUPPLIES	500.00	-	100.00	400.00	<span style="color: green;">●</span> 80.0%
	<b>Subtotal</b>	<b>2,000.00</b>	<b>-</b>	<b>2,411.52</b>	<b>(411.52)</b>	<span style="color: red;">●</span> -20.6%



## Superstition Fire & Medical District Income Statement - Detail

For Fiscal: 2019-2020 Period Ending: 1/31/20

		Original Total Budget	Current Month Actual	YTD Actual Activity	Forecasted Remaining Budget	% Budget Remaining
<b>Professional Services</b>						
100-50-61340-50	FIRE PREVENTION WEEK SUPPLIES	-	-	87.87	(87.87)	🔴 0.0%
100-50-61370-50	COMMUNITY RELATIONS PRINTED MATERIALS	1,500.00	-	760.58	739.42	🟢 49.3%
100-50-61380-50	WATER SAFETY EVENTS	300.00	-	-	300.00	🟢 100.0%
100-50-62010-08	PRE-PLAN DEVELOPMENT	4,000.00	-	2,000.00	2,000.00	🟢 50.0%
100-50-62080-50	PROF OUTSIDE SVCS (GIS)	8,000.00	2,000.00	6,000.00	2,000.00	🔴 25.0%
	<b>Subtotal</b>	<b>13,800.00</b>	<b>2,000.00</b>	<b>8,848.45</b>	<b>4,951.55</b>	<b>🔴 35.9%</b>
<b>Training Services</b>						
100-50-64240-15	FIRE ARSON / INVESTIGATOR TRAINING	3,740.00	-	1,942.12	1,797.88	🟢 48.1%
100-50-64260-50	COMMUNITY RISK REDUCTION SPECIALIST TRAINING	1,500.00	-	140.00	1,360.00	🟢 90.7%
	<b>Subtotal</b>	<b>5,240.00</b>	<b>-</b>	<b>2,082.12</b>	<b>3,157.88</b>	<b>🟢 60.3%</b>
<b>Community Services / Fire Prevention Operating Expense Total:</b>		<b>26,040.00</b>	<b>2,000.00</b>	<b>16,076.58</b>	<b>9,963.42</b>	<b>🟡 38.3%</b>
<b>TOTAL COMMUNITY SERVICES / FIRE PREVENTION</b>		<b>112,883.00</b>	<b>8,680.26</b>	<b>65,951.73</b>	<b>46,931.27</b>	<b>🟡 41.6%</b>
<b>GRAND TOTAL GENERAL FUND</b>		<b>\$ 16,464,075.89</b>	<b>\$ 1,138,233.01</b>	<b>\$ 8,209,572.63</b>	<b>\$ 8,254,503.26</b>	<b>🟢 50.1%</b>
<b>Net Financial Sources (Uses):</b>		<b>\$ (1,694,850.89)</b>	<b>\$ (733,067.54)</b>	<b>\$ 1,575,848.89</b>	<b>\$ (3,270,699.78)</b>	
<b>Beginning Unrestricted Fund Balance July 1, 2019</b>		<b>\$1,694,850.89</b>				



# Superstition Fire & Medical District Income Statement - Detail

For Fiscal: 2019-2020 Period Ending: 1/31/20

		Original Total Budget	Current Month Actual	YTD Actual Activity	Forecasted Remaining Budget	% Budget Remaining
<b>Fund: 150 - TRANSPORT SERVICES</b>						
<b>Revenue</b>						
150-10-42100-10	ALS TRANSPORT REVENUE	3,089,025.00	261,410.37	1,813,672.36	1,275,352.64	41.3%
150-10-42125-10	TRANSPORT CUSTOMER REFUNDS	(30,841.00)	(5,442.94)	(13,414.35)	(17,426.65)	56.5%
150-10-42180-10	COLLECTIONS REVENUE	14,000.00	2,834.20	14,978.35	(978.35)	-7.0%
150-10-45700-10	INVESTMENT EARNINGS	3,750.00	344.63	2,259.43	1,490.57	39.7%
150-10-45900-10	OTHER INCOME	-	(237.50)	1,002.95	(1,002.95)	0.0%
150-80-48020-02	TRANSFER IN (200 FUND)	-	-	-	-	0.0%
150-80-48100-10	TRANSFER OUT (200 FUND)	(25,000.00)	-	-	(25,000.00)	100.0%
<b>Revenue Total:</b>		<b>\$ 3,050,934.00</b>	<b>\$ 258,908.76</b>	<b>\$ 1,818,498.74</b>	<b>1,232,435.26</b>	<b>40.4%</b>
<b>Expense</b>						
<b>DIVISION 10: ADMINISTRATIVE SERVICES</b>						
<b>Wages</b>						
150-10-50000-10	FIRE CHIEF	13,480.00	1,036.92	7,776.94	5,703.06	42.3%
150-10-50010-10	ADMIN SERVICES STAFF	41,306.00	3,177.38	23,830.40	17,475.60	42.3%
150-10-52510-10	WAGE ALLOWANCE (CELL PHONES)	945.00	72.69	545.17	399.83	42.3%
<b>Subtotal</b>		<b>55,731.00</b>	<b>4,286.99</b>	<b>32,152.51</b>	<b>23,578.49</b>	<b>42.3%</b>
<b>Employer Provided Benefits</b>						
150-10-53710-10	PENSION (PSPRS)	18,261.00	1,404.69	10,535.20	7,725.80	42.3%
150-10-53760-10	PENSION (ASRS)	151,813.00	13,035.32	92,485.98	59,327.02	39.1%
150-10-53770-10	BENEFIT CONTRIBUTIONS	316,348.00	23,066.46	177,669.95	138,678.05	43.8%
150-10-53810-10	SOCIAL SECURITY	81,157.00	6,855.99	49,232.54	31,924.46	39.3%
150-10-53830-10	MEDICARE	20,612.00	1,728.96	12,456.05	8,155.95	39.6%
150-10-53860-10	INDUSTRIAL INSURANCE	23,702.00	75.23	19,569.37	4,132.63	17.4%
150-10-53870-10	INDUSTRIAL INSURANCE - VOLUNTEERS	-	-	-	-	0.0%
150-10-53910-10	MEDICAL INSURANCE	-	649.97	14,808.32	(14,808.32)	0.0%
150-10-53920-10	DENTAL INSURANCE	-	82.28	1,150.73	(1,150.73)	0.0%
150-10-53930-10	VISION INSURANCE	-	12.18	162.56	(162.56)	0.0%
150-10-53940-10	EMPLOYEE ASSISTANCE PROGRAM	2,160.00	222.72	1,820.16	339.84	15.7%
150-10-53950-10	LIFE INSURANCE	2,256.00	224.00	1,872.00	384.00	17.0%
150-10-53965.10	COBRA REIMBURSEMENT INCOME	-	-	-	-	0.0%
150-10-53990-10	EARNED LEAVE BUYOUT (ELBO) PROGRAM	250.00	-	-	250.00	100.0%
150-10-53992-10	EARNED LEAVE BUYOUT (ELBO) PROGRAM - FICA	19.00	-	-	19.00	100.0%
150-10-53997-10	EARNED LEAVE SEPARATION (ELSP) PROGRAM	-	136.56	2,779.89	(2,779.89)	0.0%
150-10-53998-10	EARNED LEAVE SEPARATION PROGRAM - FICA	-	10.44	76.81	(76.81)	0.0%
<b>Subtotal</b>		<b>616,578.00</b>	<b>47,504.80</b>	<b>384,619.56</b>	<b>231,958.44</b>	<b>37.6%</b>
<b>Admin Services Compensation &amp; Benefits Total:</b>		<b>672,309.00</b>	<b>51,791.79</b>	<b>416,772.07</b>	<b>255,536.93</b>	<b>38.0%</b>
<b>Equipment &amp; Machinery</b>						
150-10-54040-08	COMPUTER EQUIPMENT	3,700.00	-	-	3,700.00	100.0%
<b>Operating Supplies</b>						
150-10-55060-08	COMPUTER / PRINTER SUPPLIES & MAINTENANCE	4,000.00	1,429.89	2,203.88	1,796.12	44.9%
<b>Parts &amp; Supplies</b>						
150-10-55550-12	OFFICE FURNITURE & EQUIPMENT, PARTS & SUPPLIES	7,000.00	457.59	2,013.11	4,986.89	71.2%
150-10-55670-50	VOLUNTEER EXPENSES	100.00	-	-	100.00	100.0%
150-10-56340-12	CLEANING SUPPLIES	6,100.00	687.47	4,194.52	1,905.48	31.2%
150-10-56600-12	FACILITY MAINTENANCE	7,350.00	411.62	4,337.46	3,012.54	41.0%
150-10-56860-12	FOOD / BEVERAGES	200.00	-	-	200.00	100.0%
150-10-57100-12	OFFICE SUPPLIES	1,500.00	94.83	1,120.35	379.65	25.3%
150-10-57200-12	POSTAGE / DELIVERY SERVICES	1,500.00	-	343.69	1,156.31	77.1%
150-10-57440-12	PROFESSIONAL PUBS / SUBSCRIPTIONS	-	-	-	-	0.0%
150-10-57600-12	HONOR GUARD	1,000.00	-	-	1,000.00	100.0%
150-10-57620-12	REWARDS / RECOGNITION / FLOWER SUPPLIES	150.00	-	100.00	50.00	33.3%
150-10-57660-12	PEER SUPPORT	100.00	-	-	100.00	100.0%
150-10-57680-12	TS ID BADGES	200.00	-	-	200.00	100.0%
150-10-58000-12	UNIFORMS (CIVILIAN)	15,400.00	1,257.53	11,050.49	4,349.51	28.2%
<b>Subtotal</b>		<b>40,600.00</b>	<b>2,909.04</b>	<b>23,159.62</b>	<b>17,440.38</b>	<b>43.0%</b>
<b>Facility Services</b>						
150-10-59000-12	FACILITY RENT	6,000.00	500.00	3,500.00	2,500.00	41.7%
150-10-59020-12	ELECTRICITY	35,416.00	624.64	20,431.51	14,984.49	42.3%
150-10-59040-12	FACILITY PROJECTS	18,000.00	1,495.62	7,676.28	10,323.72	57.4%
150-10-59060-12	NATURAL GAS	3,380.00	69.75	1,686.95	1,693.05	50.1%
150-10-59100-08	PHONE	7,953.00	610.95	4,189.00	3,764.00	47.3%
150-10-59160-12	WATER SOFTENER SUPPLIES	1,920.00	184.22	1,215.65	704.35	36.7%
150-10-59180-12	SEWER / SEPTIC	2,236.00	180.44	905.13	1,330.87	59.5%
150-10-59200-12	WATER	8,236.00	629.93	4,099.60	4,136.40	50.2%
<b>Subtotal</b>		<b>83,141.00</b>	<b>4,295.55</b>	<b>43,704.12</b>	<b>39,436.88</b>	<b>47.4%</b>



# Superstition Fire & Medical District Income Statement - Detail

For Fiscal: 2019-2020 Period Ending: 1/31/20

		Original Total Budget	Current Month Actual	YTD Actual Activity	Forecasted Remaining Budget	% Budget Remaining
<b>Operating Services</b>						
150-10-60180-08	COPIER MAINTENANCE & SUPPLIES	2,000.00	162.29	1,231.79	768.21	<span style="color: yellow;">●</span> 38.4%
150-10-60230-12	DOCUMENT DISPOSAL SERVICES	120.00	18.34	73.34	46.66	<span style="color: yellow;">●</span> 38.9%
150-10-60240-12	EXTERMINATING	1,300.00	237.23	606.47	693.53	<span style="color: yellow;">●</span> 53.3%
150-10-60310-08	INTERNET	36,000.00	2,459.16	17,471.96	18,528.04	<span style="color: green;">●</span> 51.5%
150-10-60580-12	LANDSCAPING	575.00	-	366.68	208.32	<span style="color: red;">●</span> 36.2%
150-10-60580-12	REFUSE COLLECTION	900.00	302.46	806.56	93.44	<span style="color: red;">●</span> 10.4%
150-10-60600-12	SECURITY & ALARM SYSTEMS	2,730.00	32.99	1,422.20	1,307.80	<span style="color: red;">●</span> 47.9%
150-10-60620-08	INDIVIDUAL SOFTWARE LICENSING	700.00	150.00	150.00	550.00	<span style="color: green;">●</span> 78.6%
150-10-60630-08	SYSTEM SERVER HOSTING	2,311.00	137.59	1,238.31	1,072.69	<span style="color: red;">●</span> 46.4%
150-10-60740-12	WATER & ICE (DRINKING)	3,900.00	91.86	2,695.88	1,204.12	<span style="color: red;">●</span> 30.9%
	<b>Subtotal</b>	<b>50,536.00</b>	<b>3,591.92</b>	<b>26,063.19</b>	<b>24,472.81</b>	<span style="color: green;">●</span> <b>48.4%</b>
<b>Professional Services</b>						
150-10-61020-12	ADMIN MEDICAL DIR - CONTRACT	15,000.00	-	7,500.00	7,500.00	<span style="color: green;">●</span> 50.0%
150-10-61060-12	NEW HIRE HR ADVERTISING	100.00	-	-	100.00	<span style="color: green;">●</span> 100.0%
150-10-61100-12	BACKGROUND / CREDIT REPORTG	1,000.00	59.00	302.00	698.00	<span style="color: green;">●</span> 69.8%
150-10-61160-08	CIS MAINT CONTRACT	2,500.00	-	-	2,500.00	<span style="color: green;">●</span> 100.0%
150-10-61170-08	CIS WEB HOSTING / DOMAIN CERTIFICATES	1,000.00	33.00	638.39	361.61	<span style="color: red;">●</span> 36.2%
150-10-61250-12	FIRE CHIEF SEARCH CONTINGENCY	10,000.00	-	-	10,000.00	<span style="color: green;">●</span> 100.0%
150-10-61260-12	CPA AUDIT SERVICES	4,000.00	4,000.00	4,000.00	-	<span style="color: green;">●</span> 0.0%
150-10-61300-12	LABOR RELATIONS CONSULTING/CONFERENCES	2,667.00	2,333.34	3,049.85	(382.85)	<span style="color: red;">●</span> -14.0%
150-10-61700-12	VEHICLE / PROPERTY / LIABILITY INS	24,349.00	-	11,694.04	12,654.96	<span style="color: red;">●</span> 52.0%
150-10-61860-12	GOVERNING BOARD LEGAL SERVICES	10,000.00	-	2,804.30	7,195.70	<span style="color: red;">●</span> 72.0%
150-10-61880-12	HR / INVESTIGATION LEGAL SERVICES	-	-	-	-	<span style="color: green;">●</span> 0.0%
150-10-61920-12	MEDICAL EXAM SERVICES	350.00	130.00	260.00	90.00	<span style="color: red;">●</span> 25.7%
150-10-62020-12	PRINTING / PUBLISHING SERVICES	800.00	-	347.55	452.45	<span style="color: red;">●</span> 56.6%
150-10-62060-12	PROFESSIONAL ORGS / MEMBERSHIP	900.00	-	1,796.67	(896.67)	<span style="color: red;">●</span> -99.6%
150-10-62105-08	GLOBAL SOFTWARE LICENSING	23,000.00	529.80	21,493.93	1,506.07	<span style="color: red;">●</span> 6.5%
	<b>Subtotal</b>	<b>95,666.00</b>	<b>7,085.14</b>	<b>53,886.73</b>	<b>41,779.27</b>	<span style="color: red;">●</span> <b>43.7%</b>
<b>Training Services</b>						
150-10-63000-10	ADMIN FEES, BONDS & LEASES	350.00	3.58	67.74	282.26	<span style="color: green;">●</span> 80.6%
150-10-63140-10	INTEREST & FINANCE CHARGES	7,500.00	4,697.10	4,967.10	2,532.90	<span style="color: red;">●</span> 33.8%
150-10-63150-10	FINANCIAL RESERVE	101,624.10	-	-	101,624.10	<span style="color: green;">●</span> 100.0%
150-10-63200-10	BILLING & COLLECTIONS FEES	152,469.00	13,173.98	48,557.01	103,911.99	<span style="color: green;">●</span> 68.2%
150-10-64020-12	ADMIN TRAINING / CONFERENCES	600.00	-	394.54	205.46	<span style="color: red;">●</span> 34.2%
150-10-64040-12	BOARD OF DIRECTORS TRAINING	100.00	-	-	100.00	<span style="color: green;">●</span> 100.0%
150-10-64060-12	COLLEGE TUITION REIMBURSEMENT	6,715.00	412.80	593.40	6,121.60	<span style="color: green;">●</span> 91.2%
	<b>Subtotal</b>	<b>269,358.10</b>	<b>18,287.46</b>	<b>54,579.79</b>	<b>214,778.31</b>	<span style="color: green;">●</span> <b>79.7%</b>
	<b>Administrative Services Operating Expense Total:</b>	<b>547,001.10</b>	<b>37,599.00</b>	<b>203,597.33</b>	<b>343,403.77</b>	<span style="color: green;">●</span> <b>62.8%</b>
	<b>TOTAL ADMINISTRATIVE SERVICES</b>	<b>1,219,310.10</b>	<b>89,390.79</b>	<b>620,369.40</b>	<b>598,940.70</b>	<span style="color: green;">●</span> <b>49.1%</b>
<b>DIVISION 20: TECHNICAL SERVICES</b>						
<b>Wages</b>						
150-20-50020-10	FLEET & FACILITIES STAFF	6,442.00	1,231.27	12,037.41	(5,595.41)	<span style="color: red;">●</span> -86.9%
	<b>Technical Services Wages Total:</b>	<b>6,442.00</b>	<b>1,231.27</b>	<b>12,037.41</b>	<b>(5,595.41)</b>	<span style="color: red;">●</span> <b>-86.9%</b>
<b>Equipment &amp; Machinery</b>						
150-20-54050-20	DIAGNOSTIC SOFTWARE	300.00	-	354.00	(54.00)	<span style="color: red;">●</span> -18.0%
<b>Operating Supplies</b>						
150-20-55400-20	MECH EQUIPMENT, PARTS & SUPPLIES	650.00	409.12	409.12	240.88	<span style="color: yellow;">●</span> 37.1%
150-20-55580-20	TIRES	12,000.00	1,900.21	5,700.62	6,299.38	<span style="color: green;">●</span> 52.5%
150-20-55620-20	VEHICLE PARTS	10,000.00	4,273.02	12,766.41	(2,766.41)	<span style="color: red;">●</span> -27.7%
	<b>Subtotal</b>	<b>22,650.00</b>	<b>6,582.35</b>	<b>18,876.15</b>	<b>3,773.85</b>	<span style="color: red;">●</span> <b>16.7%</b>
<b>Parts &amp; Supplies</b>						
150-20-56800-20	FLUIDS (ANTIFREEZE, BRAKE, TRANSMISSION)	600.00	231.79	601.28	(1.28)	<span style="color: red;">●</span> -0.2%
150-20-56880-20	FUEL - DIESEL	24,200.00	2,631.01	15,120.05	9,079.95	<span style="color: yellow;">●</span> 37.5%
150-20-56900-20	FUEL - UNLEADED	1,600.00	64.93	626.10	973.90	<span style="color: green;">●</span> 60.9%
150-20-57060-20	MISCELLANEOUS SHOP SUPPLIES	500.00	-	222.42	277.58	<span style="color: green;">●</span> 55.5%
150-20-57140-20	ENGINE OIL	2,000.00	-	1,904.60	95.40	<span style="color: green;">●</span> 4.8%
150-20-58120-20	UNIFORMS & TOWELS (TECH SRVS)	377.00	29.58	175.30	201.70	<span style="color: green;">●</span> 53.5%
	<b>Subtotal</b>	<b>29,277.00</b>	<b>2,957.31</b>	<b>18,649.75</b>	<b>10,627.25</b>	<span style="color: red;">●</span> <b>36.3%</b>
<b>Professional Services</b>						
150-20-61460-20	HAZARDOUS WASTE DISPOSAL	190.00	-	75.34	114.66	<span style="color: green;">●</span> 60.3%
150-20-62140-20	REPAIR & MAINTENANCE - FLEET	2,600.00	-	1,000.00	1,600.00	<span style="color: green;">●</span> 61.5%
	<b>Subtotal</b>	<b>2,790.00</b>	<b>-</b>	<b>1,075.34</b>	<b>1,714.66</b>	<span style="color: green;">●</span> <b>61.5%</b>
<b>Training Services</b>						
150-20-64470-20	FLEET SERVICES TRAINING	2,000.00	-	-	2,000.00	<span style="color: green;">●</span> 100.0%
	<b>Technical Services Operating Expense Total:</b>	<b>57,017.00</b>	<b>9,539.66</b>	<b>38,955.24</b>	<b>18,061.76</b>	<span style="color: red;">●</span> <b>31.7%</b>
	<b>TOTAL TECHNICAL SERVICES</b>	<b>63,459.00</b>	<b>10,770.93</b>	<b>50,992.65</b>	<b>12,466.35</b>	<span style="color: red;">●</span> <b>19.6%</b>



# Superstition Fire & Medical District Income Statement - Detail

For Fiscal: 2019-2020 Period Ending: 1/31/20

		Original Total Budget	Current Month Actual	YTD Actual Activity	Forecasted Remaining Budget	% Budget Remaining
<b>DIVISION 30: COMMUNICATIONS SERVICES</b>						
<b>Operating Services</b>						
150-30-59080-15	PHONE / E-911 COMMUNICATION CIRCUITS	2,375.00	185.67	1,299.69	1,075.31	45.3% <span style="color: green;">●</span>
150-30-60020-15	TOPAZ / G2 MAINTENANCE	9,400.00	147.34	3,495.68	5,904.32	62.8% <span style="color: green;">●</span>
150-30-60340-08	MCT MAINTENANCE	6,723.00	1,680.75	3,361.39	3,361.61	50.0% <span style="color: green;">●</span>
150-30-60350-08	MOBILE DATA OPERATIONS	8,000.00	904.85	4,056.21	3,943.79	49.3% <span style="color: green;">●</span>
150-30-60560-15	RADIO INFO SYSTEMS MAINTENANCE	1,250.00	-	-	1,250.00	100.0% <span style="color: green;">●</span>
	<b>Subtotal</b>	<b>27,748.00</b>	<b>2,918.61</b>	<b>12,212.97</b>	<b>15,535.03</b>	<b>56.0%</b> <span style="color: green;">●</span>
<b>Professional Services</b>						
150-30-61440-15	DISPATCH SERVICES - MFMD	145,996.00	13,019.84	76,634.10	69,361.90	47.5% <span style="color: green;">●</span>
<b>TOTAL COMMUNICATIONS SERVICES</b>		<b>173,744.00</b>	<b>15,938.45</b>	<b>88,847.07</b>	<b>84,896.93</b>	<b>48.9%</b> <span style="color: green;">●</span>
<b>DIVISION 40: TRANSPORT SERVICES</b>						
<b>Wages</b>						
150-40-50040-10	ASSISTANT CHIEFS	7,725.00	594.23	4,456.73	3,268.27	42.3% <span style="color: green;">●</span>
150-40-50140-10	CON OPERATIONS MANAGEMENT	146,110.00	11,239.19	84,051.16	62,058.84	42.5% <span style="color: green;">●</span>
150-40-51010-10	BATTALION CHIEFS	10,399.00	799.92	5,999.44	4,399.56	42.3% <span style="color: green;">●</span>
150-40-51030-10	CAPTAINS	29,595.00	2,276.54	17,074.03	12,520.97	42.3% <span style="color: green;">●</span>
150-40-51600-10	PARAMEDIC (FULL TIME)	560,244.00	44,758.02	316,471.48	243,772.52	43.5% <span style="color: green;">●</span>
150-40-51650-10	EMT (FULL TIME)	459,314.00	35,153.75	254,870.44	204,443.56	44.5% <span style="color: green;">●</span>
150-40-51700-10	PARAMEDIC (PART TIME)	-	-	3,676.00	(3,676.00)	0.0% <span style="color: red;">●</span>
150-40-51750-10	EMT (PART TIME)	-	486.00	2,946.38	(2,946.38)	0.0% <span style="color: red;">●</span>
150-40-51800-10	SWORN COVERAGE - WAGES	-	4,283.32	40,645.61	(40,645.61)	0.0% <span style="color: red;">●</span>
	<b>Subtotal</b>	<b>1,213,387.00</b>	<b>99,590.97</b>	<b>730,191.27</b>	<b>483,195.73</b>	<b>39.8%</b> <span style="color: yellow;">●</span>
<b>OT / Other Wages</b>						
150-40-52015-10	INJURY WAGES	-	-	-	-	0.0% <span style="color: red;">●</span>
150-40-52560-10	HOLIDAY PAY	35,576.00	5,765.49	19,897.15	15,678.85	44.1% <span style="color: green;">●</span>
150-40-52740-12	REGULAR OVERTIME	48,017.00	4,253.23	39,409.96	8,607.04	17.9% <span style="color: green;">●</span>
150-40-52750-12	SPECIAL OVERTIME	300.00	-	-	300.00	100.0% <span style="color: green;">●</span>
150-40-52800-12	CONTRACTED SPECIAL EVENTS OVERTIME	1,000.00	-	-	1,000.00	100.0% <span style="color: green;">●</span>
150-40-52850-47	SCBA OVERTIME	1,000.00	678.48	678.48	321.52	32.2% <span style="color: green;">●</span>
150-40-53140-41	EMS TRAINING OT	-	-	-	-	0.0% <span style="color: red;">●</span>
150-40-53380-41	NEW HIRE TRAINING	-	-	-	-	0.0% <span style="color: red;">●</span>
	<b>Subtotal</b>	<b>85,893.00</b>	<b>10,697.20</b>	<b>59,985.59</b>	<b>25,907.41</b>	<b>30.0%</b> <span style="color: red;">●</span>
<b>Transport Services Wages Total:</b>		<b>1,299,280.00</b>	<b>110,288.17</b>	<b>790,176.86</b>	<b>509,103.14</b>	<b>39.2%</b> <span style="color: yellow;">●</span>
<b>Equipment &amp; Machinery</b>						
150-40-54000-10	VEHICLE / EQUIPMENT LEASE PAYMENTS	175,148.00	-	-	175,148.00	100.0% <span style="color: green;">●</span>
150-40-54080-41	EMS EQUIP & MACHINERY (ASSET)	2,000.00	-	-	2,000.00	100.0% <span style="color: green;">●</span>
150-40-54300-42	PHYSICAL FITNESS EQUIPMENT (ASSET)	667.00	-	-	667.00	100.0% <span style="color: green;">●</span>
	<b>Subtotal</b>	<b>177,815.00</b>	<b>-</b>	<b>-</b>	<b>177,815.00</b>	<b>100.0%</b> <span style="color: green;">●</span>
<b>Operating Supplies</b>						
150-40-55100-41	EMS PARTS & SUPPLIES	5,000.00	-	130.06	4,869.94	97.4% <span style="color: green;">●</span>
150-40-55440-42	PHYSICAL FITNESS TRAINING, TOOLS & SUPPLIES	1,000.00	-	-	1,000.00	100.0% <span style="color: green;">●</span>
150-40-55480-42	SAFETY EQUIPMENT, PARTS & SUPPLIES	300.00	-	263.84	36.16	12.1% <span style="color: red;">●</span>
150-40-56450-41	EMS MEDICAL SUPPLIES	180,000.00	22,793.24	102,779.98	77,220.02	42.9% <span style="color: green;">●</span>
150-40-56460-41	EMS MEDICATION RESTOCK SUPPLIES	25,000.00	1,177.64	7,017.08	17,982.92	71.9% <span style="color: green;">●</span>
150-40-57000-41	IMMUNIZATION CLINIC SUPPLIES	6,000.00	-	4,088.41	1,911.59	31.9% <span style="color: red;">●</span>
150-40-57245-42	PPE REPLACEMENT	1,000.00	216.15	216.15	783.85	78.4% <span style="color: green;">●</span>
	<b>Subtotal</b>	<b>218,300.00</b>	<b>24,187.03</b>	<b>114,495.52</b>	<b>103,804.48</b>	<b>47.6%</b> <span style="color: green;">●</span>
<b>Operating Services</b>						
150-40-60040-41	BIO-HAZARD WASTE	2,000.00	50.82	1,124.64	875.36	43.8% <span style="color: green;">●</span>
150-40-60700-12	TOWEL & LINEN SERVICES	2,500.00	251.75	1,587.04	912.96	36.5% <span style="color: red;">●</span>
	<b>Subtotal</b>	<b>4,500.00</b>	<b>302.57</b>	<b>2,711.68</b>	<b>1,788.32</b>	<b>39.7%</b> <span style="color: yellow;">●</span>
<b>Professional Services</b>						
150-40-61120-12	BAY DOOR MAINTENANCE	2,600.00	1,052.86	3,399.32	(799.32)	-30.7% <span style="color: red;">●</span>
150-40-61530-41	EMS CARDIAC MONITOR MAINT & SUPP	7,900.00	-	7,922.76	(22.76)	-0.3% <span style="color: red;">●</span>
150-40-61650-12	INFECTION CONTROL MEDICAL EXAM SERVICE	1,000.00	-	-	1,000.00	100.0% <span style="color: green;">●</span>
	<b>Subtotal</b>	<b>11,500.00</b>	<b>1,052.86</b>	<b>11,322.08</b>	<b>177.92</b>	<b>1.5%</b> <span style="color: red;">●</span>
<b>Training Services</b>						
150-40-64020-41	EMS CONFERENCES / OUTSIDE TRAINING	500.00	-	-	500.00	100.0% <span style="color: green;">●</span>
150-40-64400-42	HEALTH, SAFETY, & WELLNESS TRNG & SUPPLIES	667.00	-	-	667.00	100.0% <span style="color: green;">●</span>
	<b>Subtotal</b>	<b>1,167.00</b>	<b>-</b>	<b>-</b>	<b>1,167.00</b>	<b>100.0%</b> <span style="color: green;">●</span>
<b>Transport Services Operating Expense Total:</b>		<b>413,282.00</b>	<b>25,542.46</b>	<b>128,529.28</b>	<b>284,752.72</b>	<b>68.9%</b> <span style="color: green;">●</span>
<b>TOTAL TRANSPORT OPERATIONS</b>		<b>1,712,562.00</b>	<b>135,830.63</b>	<b>918,706.14</b>	<b>793,855.86</b>	<b>46.4%</b> <span style="color: green;">●</span>



## Superstition Fire & Medical District Income Statement - Detail

For Fiscal: 2019-2020 Period Ending: 1/31/20

		Original Total Budget	Current Month Actual	YTD Actual Activity	Forecasted Remaining Budget	% Budget Remaining
<b>DIVISION 50: COMMUNITY SERVICES / FIRE PREVENTION</b>						
	<b>Parts &amp; Supplies</b>					
150-50-56920-50	SAFETY & EDUCATION PROMOTIONAL MATERIALS	500.00	-	484.11	15.89	3.2% <span style="color: red;">●</span>
	<b>Professional Services</b>					
150-50-61370-50	COMMUNITY RELATIONS PRINTED MATERIALS	500.00	-	484.11	15.89	3.2% <span style="color: red;">●</span>
<b>TOTAL COMMUNITY SERVICES / FIRE PREVENTION</b>		<b>1,000.00</b>	<b>-</b>	<b>968.22</b>	<b>31.78</b>	<b>3.2%</b> <span style="color: red;">●</span>
<b>GRAND TOTAL TRANSPORT SERVICES FUND</b>		<b>\$ 3,170,075.10</b>	<b>\$ 251,930.80</b>	<b>\$ 1,679,883.48</b>	<b>\$ 1,490,191.62</b>	<b>47.0%</b> <span style="color: green;">●</span>
<b>Net Financial Sources (Uses):</b>		<b>\$ (119,141.10)</b>	<b>\$ 6,977.96</b>	<b>\$ 138,615.26</b>	<b>\$ (257,756.36)</b>	
<b>Beginning Unrestricted Fund Balance July 1, 2019</b>		<b>\$119,141.10</b>				



# Superstition Fire & Medical District Income Statement - Detail

For Fiscal: 2019-2020 Period Ending: 1/31/20

		Original Total Budget	Current Month Actual	YTD Actual Activity	Forecasted Remaining Budget	% Budget Remaining
<b>Fund: 200 - CAPITAL PROJECTS</b>						
<b>Revenue</b>						
<b>Direct Taxes</b>						
200-10-41000-10	REAL & SECURED PROPERTY TAXES	939,048.00	27,189.41	613,806.28	325,241.72	34.6%
200-10-41050-10	UNSECURED PERS PROPERTY TAXES	76,310.00	2,214.74	60,859.44	15,450.56	20.2%
200-10-41080-10	MARICOPA COUNTY PROPERTY TAXES	1,085.00	-	-	1,085.00	100.0%
200-10-41200-10	SRP CONTRIBUTIONS	28,233.00	-	14,055.40	14,177.60	50.2%
	<b>Subtotal</b>	<b>\$ 1,044,676.00</b>	<b>\$ 29,404.15</b>	<b>\$ 688,721.12</b>	<b>\$ 355,954.88</b>	<b>34.1%</b>
200-10-45700-10	INVESTMENT EARNINGS	10,000.00	1,327.98	8,031.81	1,968.19	19.7%
200-10-45900-10	OTHER INCOME	-	-	-	-	0.0%
200-80-48020-10	TRANSFER IN (150 FUND)	25,000.00	-	-	25,000.00	100.0%
200-80-48100-10	TRANSFER OUT (150 FUND)	-	-	-	-	0.0%
200-80-48100-10	TRANSFER OUT (400 FUND)	-	-	-	-	0.0%
200-90-49500-15	DISTRICT EQUIPMENT SALES	-	-	-	-	0.0%
	<b>Revenue Total:</b>	<b>\$ 1,079,676.00</b>	<b>\$ 30,732.13</b>	<b>\$ 696,752.93</b>	<b>\$ 382,923.07</b>	<b>35.5%</b>
<b>Expense</b>						
200-10-63000-10	ADMINISTRATIVE FEES	-	-	-	-	0.0%
200-10-63150-10	FINANCIAL RESERVE	335,957.74	0.36	1.03	335,956.71	100.0%
200-70-71002-25	BUILDINGS & SYSTEMS	65,839.00	37,536.71	37,536.71	28,302.29	43.0%
200-70-72240-20	VEHICLES / GENERAL PURPOSE	938,354.00	-	128,353.63	810,000.37	86.3%
200-70-72340-20	APPARATUS EQUIPMENT	81,582.00	-	12,508.34	69,073.66	84.7%
200-70-72510-30	COMM MICROWAVE UPGRADE	37,207.00	286.00	3,651.00	33,556.00	90.2%
200-70-52515-30	COMM SYSTEM SOFTWARE	10,000.00	-	20,805.97	(10,805.97)	-108.1%
200-70-72660-30	RADIO COMM EQUIP - PORTABLE	32,575.00	-	34,986.23	(2,411.23)	-7.4%
200-70-72670-40	RADIO COMM EQUIP - WIRELESS	-	-	-	-	0.0%
200-70-72740-40	FIRE PROT EQUIP - SPECIALIZED	40,000.00	-	-	40,000.00	100.0%
200-70-72765-47	SCBA EQUIPMENT	14,134.00	-	-	14,134.00	100.0%
200-70-72770-47	SCBA PACKS & BOTTLES	8,700.00	-	-	8,700.00	100.0%
200-70-72800-40	THERMAL IMAGING CAMERAS	-	-	-	-	0.0%
200-70-73420-41	EMS CAPITAL EQUIPMENT	115,300.00	-	30,560.99	84,739.01	73.5%
200-70-73515-15	COMPUTER EQUIPMENT	70,585.00	-	-	70,585.00	100.0%
200-70-73520-15	COMPUTER SOFTWARE	32,020.00	-	4,780.00	27,240.00	85.1%
200-70-73540-25	FACILITY EQUIPMENT	10,343.00	-	-	10,343.00	100.0%
200-70-73840-44	FITNESS EQUIPMENT	-	-	-	-	0.0%
	<b>Expense Total:</b>	<b>\$ 1,792,596.74</b>	<b>\$ 37,823.07</b>	<b>\$ 273,183.90</b>	<b>\$ 1,519,412.84</b>	<b>84.8%</b>
	<b>Net Financial Sources (Uses):</b>	<b>\$ (712,920.74)</b>	<b>\$ (7,090.94)</b>	<b>\$ 423,569.03</b>	<b>\$ (780,534.89)</b>	
	<b>Beginning Restricted Fund Balance July 1, 2019</b>	<b>\$712,920.74</b>				



# Superstition Fire & Medical District Income Statement - Detail

For Fiscal: 2019-2020 Period Ending: 1/31/20

	Original Total Budget	Current Month Actual	YTD Actual Activity	Forecasted Remaining Budget	% Budget Remaining	
<b>Fund: 400 - SPECIAL REVENUE</b>						
<b>Revenue</b>						
400-10-45700-10	INVESTMENT EARNINGS	600.00	68.06	508.85	91.15	15.2%
400-10-46700-10	GRANT - FIRE PREVENTION	-	-	-	-	0.0%
400-10-46750-10	GRANT - FEMA (SHARE)	-	-	-	-	0.0%
400-10-46750-10	GRANT - OTHER	-	-	-	-	0.0%
400-10-47020-41	AED DONATIONS	23,500.00	3,000.00	18,000.00	5,500.00	23.4%
400-10-47100-41	EMS CARDIAC DONATIONS	1,000.00	-	-	1,000.00	100.0%
400-10-47110-41	EMS EQUIPMENT DONATIONS	-	-	-	-	0.0%
400-10-47120-50	FIRE PREVENTION / PUBLIC EDUCATION	1,000.00	-	-	1,000.00	100.0%
400-10-47130-10	GENERAL DONATIONS	5,000.00	50.00	590.55	4,409.45	88.2%
400-80-48020-02	TRANSFER IN (200 Fund)	-	-	-	-	0.0%
400-80-48020-10	TRANSFER IN (100 Fund)	-	-	-	-	0.0%
400-80-48100-10	TRANSFER OUT (100 Fund)	-	-	-	-	0.0%
<b>Revenue Total:</b>	<b>\$ 31,100.00</b>	<b>\$ 3,118.06</b>	<b>\$ 19,099.40</b>	<b>\$ 12,000.60</b>	<b>38.6%</b>	
<b>Expense</b>						
400-10-63000-10	ADMINISTRATIVE FEES	-	7.58	20.07	(20.07)	0.0%
400-10-63610-10	UNDESIGNATED INVESTMENT EARNINGS RES	327.86	-	-	327.86	100.0%
400-50-77250-50	AED DONATIONS - EXPENDITURES	25,000.00	2,840.64	18,995.90	6,004.10	24.0%
400-50-77260-50	EMS EQUIPMENT DONATIONS	-	-	-	-	0.0%
400-50-77270-50	FIRE PREVENTION / PUBLIC EDUCATION	250.00	-	-	250.00	100.0%
400-50-77280-50	GENERAL DONATIONS	25,000.00	-	439.88	24,560.12	98.2%
400-70-77510-41	EMS CARDIAC DONATIONS	28,960.00	-	-	28,960.00	100.0%
400-70-78700-10	GRANT - FIRE PREVENTION	-	-	-	-	0.0%
400-70-78800-10	GRANT - OTHER	-	-	-	-	0.0%
400-70-79440-10	FEMA GRANT (FEDERAL SHARE)	-	-	-	-	0.0%
<b>Expense Total:</b>	<b>\$ 79,537.86</b>	<b>\$ 2,848.22</b>	<b>\$ 19,455.85</b>	<b>\$ 60,082.01</b>	<b>75.5%</b>	
<b>Net Financial Sources (Uses):</b>	<b>\$ (48,437.86)</b>	<b>\$ 269.84</b>	<b>\$ (356.45)</b>	<b>\$ (48,081.41)</b>		
<b>Beginning Restricted Fund Balance July 1, 2019</b>	<b>\$48,437.86</b>					





# Superstition Fire & Medical District Income Statement - Detail

For Fiscal: 2019-2020 Period Ending: 1/31/20

		Original Total Budget	Current Month Actual	YTD Actual Activity	Forecasted Remaining Budget	% Budget Remaining
<b>Fund: 500 - DEBT RETIREMENT PRINCIPAL</b>						
<b>Revenue</b>						
500-10-41000-10	REAL & SECURED PROPERTY TAXES	469,524.00	14,219.12	320,000.53	149,523.47	31.8%
500-10-41050-10	UNSECURED PERS PROPERTY TAXES	38,155.00	1,201.31	32,020.30	6,134.70	16.1%
500-10-41200-10	SRP CONTRIBUTIONS	14,116.00	-	7,305.95	6,810.05	48.2%
500-10-45700-10	INVESTMENT EARNINGS	10,000.00	638.08	5,033.36	4,966.64	49.7%
<b>Revenue Total:</b>		<b>\$ 531,795.00</b>	<b>\$ 16,058.51</b>	<b>\$ 364,360.14</b>	<b>\$ 167,434.86</b>	<b>31.5%</b>
<b>Expense</b>						
500-10-63150-10	FINANCIAL RESERVE	215,692.27	0.19	0.57	215,691.70	100.0%
500-60-70500-10	DEBT SERVICE EXPENDITURE - PRINCIPAL	556,000.00	-	-	556,000.00	100.0%
<b>Expense Total:</b>		<b>771,692.27</b>	<b>0.19</b>	<b>0.57</b>	<b>\$ 771,691.70</b>	<b>100.0%</b>
<b>Net Financial Sources (Uses):</b>		<b>(239,897.27)</b>	<b>\$ 16,058.32</b>	<b>\$ 364,359.57</b>	<b>\$ (604,256.84)</b>	
<b>Beginning Restricted Fund Balance July 1, 2019</b>		<b>\$239,897.27</b>				

		Original Total Budget	Current Month Actual	YTD Actual Activity	Forecasted Remaining Budget	% Budget Remaining
<b>Fund: 600 - DEBT RETIREMENT INTEREST</b>						
<b>Revenue</b>						
600-10-41000-10	REAL & SECURED PROPERTY TAXES	169,029.00	4,300.14	97,722.28	71,306.72	42.2%
600-10-41050-10	UNSECURED PERS PROPERTY TAXES	13,736.00	374.80	9,866.14	3,869.86	28.2%
600-10-41200-10	SRP CONTRIBUTIONS	5,082.00	-	2,251.74	2,830.26	55.7%
600-10-45700-10	INVESTMENT EARNINGS	1,500.00	132.51	879.56	620.44	41.4%
<b>Revenue Total:</b>		<b>\$ 189,347.00</b>	<b>\$ 4,807.45</b>	<b>\$ 110,719.72</b>	<b>\$ 78,627.28</b>	<b>41.5%</b>
<b>Expense</b>						
600-10-63150-10	FINANCIAL RESERVE	92,022.23	0.06	0.14	92,022.09	100.0%
600-60-70550-10	DEBT SERVICE EXPENDITURE - INTEREST	139,122.80	-	69,430.51	69,692.29	50.1%
<b>Expense Total:</b>		<b>\$ 231,145.03</b>	<b>\$ 0.06</b>	<b>\$ 69,430.65</b>	<b>\$ 161,714.38</b>	<b>70.0%</b>
<b>Net Financial Sources (Uses):</b>		<b>\$ (41,798.03)</b>	<b>\$ 4,807.39</b>	<b>\$ 41,289.07</b>	<b>\$ (83,087.10)</b>	
<b>Beginning Restricted Fund Balance July 1, 2019</b>		<b>\$41,798.03</b>				

# Superstition Fire & Medical District Monthly Pinal County Treasurer's Bank Account Reconciliation

## 100 General Fund

### Reconciliation References:

BB	Previous month's bank ending balance / current month's bank beginning balance
A	Interest Income
B	Current month's Pinal County real property tax receipts
C	Current month's Pinal County personal property tax receipts
D	Current month's Maricopa County tax receipts
E	Current month's deposits
F	Current month's revenue transfer from the 150 Fund
G	Current month's Accounts Payable disbursements
H	Current month's Payroll disbursements
I	Payroll wire service fees
J	Current month's refunded interest
K	Current month's bank ending balance
L	Accounts Payable checks outstanding at month-end
M	Payroll checks outstanding at month-end
N	Current month's deposit's in transit
O	Payroll clearing account balance at month-end
P	Cash Balance per G/L Balance Sheet
Q	Chase MasterCard credit card payment – warrant #1102029557 (paid 1/15/2020)



**Superstition Fire & Medical District  
General (Fund 100) Cash Reconciliation  
Fiscal Year 2019 - 2020  
1/31/2020**

	Deposits (Cash Receipts)	Cash Disbursements	Refunded Taxes	Book Balance
Book Balance as of: 1/1/2020				<u>(2,297,511.92)</u>

BB

Activity During the Month

Journal Entries:

Interest Income (Expense):  
Cash Receipts

	4,182.49			4,182.49
--	----------	--	--	----------

(A)

2015 Real Estate Taxes  
2016 Real Estate Taxes  
2017 Real Estate Taxes  
2018 Real Estate Taxes  
2019 Real Estate Taxes  
2008 Pers. Prop. Taxes  
2009 Pers. Prop. Taxes  
2010 Pers. Prop. Taxes  
2011 Pers. Prop. Taxes  
2012 Pers. Prop. Taxes  
2013 Pers. Prop. Taxes  
2014 Pers. Prop. Taxes  
2015 Pers. Prop. Taxes  
2016 Pers. Prop. Taxes  
2017 Pers. Prop. Taxes  
2018 Pers. Prop. Taxes  
2019 Pers. Prop. Taxes  
SRP Contributions  
FDAT  
Maricopa County Taxes

				-
				-
				0.00
			(245.00)	10,038.30
			(1,037.61)	343,423.65
				0.00
				0.00
				9.13
				61.85
				0.00
				30.97
				13.87
				144.53
			(0.01)	508.61
				689.93
				2,170.42
			(240.48)	25,928.08
				-
				0.00
				920.38
				11,578.75
				678.48

(B)

(C)

Deposits

Revenue Transfer

				920.38
				11,578.75
				678.48

(D)

(E)

(F)

Cash Disbursements

A) Accounts Payable Activity  
B) Payroll Activity  
C) Payroll Wire Fees  
D) Stop Payment Fee  
D) Transfer In / Out  
D) Transfer In / Out  
D) Transfer In / Out  
E) Refund Interest

		(141,736.86)		(141,736.86)
		(950,735.48)		(950,735.48)
		(50.00)		(50.00)
				-
				-
				-
				-
		(4.72)		(4.72)

(G)

(H)

(I)

(J)

\$401,902.54	(1,092,527.06)			<u>(2,989,659.54)</u>
--------------	----------------	--	--	-----------------------

Pinal County Bank Balance

Ending Bank Balance as of: 1/31/2020	Balance from YTD Column	3,982,072.40
--------------------------------------	-------------------------	--------------

(K)

Less: Line of Credit Advances  
Less: Line of Credit Interest  
Plus: Line of Credit Payments


Less: Outstanding Warrants

A/P	(148,808.47)	
Payroll	(672,416.29)	(821,224.76)
	80.00	80.00

(N)

Plus: Deposits in book / not in bank  
Plus: Transit in transit

		0.00
		0.00

3,160,927.64

Cash Balance in Payroll Clearing Account 100.00

Cash Balance in Electronic / ACH Clearing Account 0.00

Petty Cash 100.00

3,161,127.64

Prepared by: *[Signature]* 2/3/2020

Reviewed by: *[Signature]* 2/4/2020

Balance per B/S 3,161,127.64

Difference 0.00

(P)



Pinal County Treasurer

Monthly Statement

Date Range: 1/1/2020 to 1/31/2020

Account	Period	YTD		
<b>6116421001</b>	<b>Superstition Fire &amp; Medical District</b>			
Begin Balance:	4,450,562.48	2,323,341.02		
Income:	400,379.44	10,358,468.20		
LOC Advance:	.00	368,346.75		
Expense:	(868,869.52)	(8,699,736.82)	LOC:	.00
LOC Payments:	.00	(368,346.75)	Warrants Outstanding:	(821,224.76)
Cash Balance:	<b>(K)</b> 3,982,072.40	3,982,072.40	End:	3,160,847.64

Monthly Statement Summary

Source Code	Description	MTDAmount	YTDAmount
<b>6116421001</b>	<b>Superstition Fire &amp; Medical District</b>	<b>Beginning Balance:</b>	<b>4,450,562.48</b>
			<b>2,323,341.02</b>
11100.2015	2015 Real Estate Taxes	.00	2.54
11100.2016	2016 Real Estate Taxes	.00	4.51
11100.2017	2017 Real Estate Taxes	.00	2.43
11100.2018	2018 Real Estate Taxes	10,038.30	110,221.91
11100.2019	2019 Real Estate Taxes	343,423.65	7,869,290.24
12100.2008	2008 Personal Property Taxes	.00	1.06
12100.2009	2009 Personal Property Taxes	.00	14.95
12100.2010	2010 Personal Property Taxes	9.13	138.84
12100.2011	2011 Personal Property Taxes	61.85	137.46
12100.2012	2012 Personal Property Taxes	.00	240.29
12100.2013	2013 Personal Property Taxes	30.97	437.94
12100.2014	2014 Personal Property Taxes	13.87	849.33
12100.2015	2015 Personal Property Taxes	144.53	1,046.56
12100.2016	2016 Personal Property Taxes	508.61	2,474.70
12100.2017	2017 Personal Property Taxes	689.93	4,717.78
12100.2018	2018 Personal Property Taxes	2,170.42	19,764.31
12100.2019	2019 Personal Property Taxes	25,928.08	766,632.31
14100.0	Salt River Contribution	.00	182,722.91
15130.0	Contributions Fire Assistance	.00	400,000.00
15150.0	Maricopa County Tax Collection	920.38	12,199.54
21100.40	Wells Fargo Bank Investment Interest	247.82	309.29
21100.41	Wells Fargo Repo Investment Interest	1,373.10	4,711.97
21100.43	Wells Fargo Trust Investment Interest	22.59	176.90
21100.46	Wells Fargo Investment Investment Interest	435.85	3,437.84
21100.55	Multi-Bank Securities Investment Interest	.00	1,598.04
21100.70	Vining Sparks Investment Interest	1,255.66	9,935.61
21100.80	Stifel Nicolaus & Company Investment Interest	847.47	3,188.69
73160.0	Deposits	11,578.75	580,345.35
73750.0	Revenue Transfer	678.48	15,518.15
76100.0	Line of Credit Advance	.00	368,346.75
90400.0	Refund Interest	(4.72)	(13.35)
90930.0	Warrants Redeemed	(141,736.86)	(3,129,395.59)
91010.0	Line of Credit Payments	.00	(368,346.75)
91020.0	Line of Credit Interest Payment	.00	(882.19)
91220.0	Disbursed by County Treasurer	(727,077.94)	(5,200,723.94)
91280.0	Outgoing Wire Fee	(40.00)	(300.00)
91290.0	Outgoing Wire Surcharge	(10.00)	(75.00)
	<b>Ending Balance:</b>	<b>3,982,072.40</b>	<b>3,982,072.40</b>

**(B)**  
\$353,461.95

**(C)**  
\$29,557.39

**(D)**

**(A)**  
\$4,182.19

**(E)**

**(F)**

**(J)**

**(G)**

**(I)** \$50.00



Monthly Statement Detail

Date	Notes	Doc #	Amount	C/D
<b>6116421001 Superstition Fire &amp; Medical District</b>			<b>Beginning Balance: 4,450,562.48</b>	
11100.2018 2018 Real Estate Taxes			Source Code Total: 10,038.30	
01/02	Tax Distribution	0	56.62	C
01/02	Tax Distribution	0	561.21	C
01/02	Tax Distribution	0	328.95	C
01/03	Tax Distribution	0	226.07	C
01/03	Tax Distribution	0	750.91	C
01/06	Tax Distribution	0	420.77	C
01/06	Tax Distribution	0	197.02	C
01/07	Tax Distribution	0	50.65	C
01/07	Tax Distribution	0	611.83	C
01/08	Tax Distribution	0	(245.00)	C
01/08	Tax Distribution	0	212.60	C
01/08	Tax Distribution	0	665.04	C
01/10	Tax Distribution	0	66.37	C
01/13	Tax Distribution	0	53.85	C
01/13	Tax Distribution	0	147.84	C
01/14	Tax Distribution	0	1,269.10	C
01/15	Tax Distribution	0	791.47	C
01/15	Tax Distribution	0	156.18	C
01/16	Tax Distribution	0	78.53	C
01/16	Tax Distribution	0	455.12	C
01/17	Tax Distribution	0	96.79	C
01/21	Tax Distribution	0	193.43	C
01/22	Tax Distribution	0	67.06	C
01/22	Tax Distribution	0	351.06	C
01/23	Tax Distribution	0	614.11	C
01/24	Tax Distribution	0	181.08	C
01/24	Tax Distribution	0	150.01	C
01/27	Tax Distribution	0	588.34	C
01/27	Tax Distribution	0	503.20	C
01/28	Tax Distribution	0	116.24	C
01/29	Tax Distribution	0	199.55	C
01/30	Tax Distribution	0	122.30	C
11100.2019 2019 Real Estate Taxes			Source Code Total: 343,423.65	
01/02	Tax Distribution	0	3,612.21	C
01/02	Tax Distribution	0	9,728.98	C
01/02	Tax Distribution	0	11,280.58	C
01/03	Tax Distribution	0	27,506.32	C
01/03	Tax Distribution	0	13,820.75	C
01/03	Tax Distribution	0	85,355.51	C
01/03	Tax Distribution	0	4,999.42	C
01/06	Tax Distribution	0	5,816.06	C
01/06	Tax Distribution	0	76,876.75	C
01/06	Tax Distribution	0	4,210.25	C
01/06	Tax Distribution	0	1,968.47	C
01/07	Tax Distribution	0	2,119.34	C
01/07	Tax Distribution	0	1,781.23	C
01/07	Tax Distribution	0	539.10	C
01/08	Tax Distribution	0	(860.73)	C
01/08	Tax Distribution	0	603.70	C
01/08	Tax Distribution	0	5,896.74	C
01/08	Tax Distribution	0	1,641.22	C
01/08	Tax Distribution	0	35.56	C

+245<sup>00</sup>  
 \$10,283<sup>30</sup>

+860<sup>73</sup>  
 176<sup>88</sup>  
 344,461<sup>26</sup>

1037<sup>61</sup>



Pinal County Treasurer

Monthly Statement

Date Range: 1/1/2020 to 1/31/2020

01/09	Tax Distribution	0	2,245.61	C
01/09	Tax Distribution	0	1,466.84	C
01/10	Tax Distribution	0	(176.88)	C
01/10	Tax Distribution	0	2,388.42	C
01/10	Tax Distribution	0	1.18	C
01/10	Tax Distribution	0	3,184.18	C
01/13	Tax Distribution	0	1,154.98	C
01/13	Tax Distribution	0	2,589.22	C
01/13	Tax Distribution	0	930.60	C
01/13	Tax Distribution	0	3,172.53	C
01/14	Tax Distribution	0	291.12	C
01/14	Tax Distribution	0	605.13	C
01/14	Tax Distribution	0	1,619.56	C
01/15	Tax Distribution	0	1,644.68	C
01/15	Tax Distribution	0	295.37	C
01/15	Tax Distribution	0	934.97	C
01/15	Tax Distribution	0	618.12	C
01/15	Tax Distribution	0	2,881.66	C
01/16	Tax Distribution	0	1,047.55	C
01/16	Tax Distribution	0	259.68	C
01/17	Tax Distribution	0	1,807.30	C
01/17	Tax Distribution	0	3,062.98	C
01/21	Tax Distribution	0	2,542.51	C
01/21	Tax Distribution	0	4,409.97	C
01/21	Tax Distribution	0	2,623.51	C
01/22	Tax Distribution	0	946.98	C
01/22	Tax Distribution	0	3,641.97	C
01/22	Tax Distribution	0	3,377.15	C
01/23	Tax Distribution	0	1,397.15	C
01/23	Tax Distribution	0	762.65	C
01/23	Tax Distribution	0	550.42	C
01/24	Tax Distribution	0	1,034.79	C
01/24	Tax Distribution	0	1,638.23	C
01/24	Tax Distribution	0	283.05	C
01/27	Tax Distribution	0	4,292.91	C
01/27	Tax Distribution	0	685.93	C
01/27	Tax Distribution	0	2,725.75	C
01/27	Tax Distribution	0	2,322.21	C
01/28	Tax Distribution	0	3,315.15	C
01/28	Tax Distribution	0	1,077.82	C
01/28	Tax Distribution	0	881.29	C
01/28	Tax Distribution	0	1,327.87	C
01/29	Tax Distribution	0	178.99	C
01/29	Tax Distribution	0	1,791.17	C
01/29	Tax Distribution	0	1,726.15	C
01/29	Tax Distribution	0	3,750.01	C
01/30	Tax Distribution	0	1,651.22	C
01/30	Tax Distribution	0	356.70	C
01/31	Tax Distribution	0	2,247.57	C
01/31	Tax Distribution	0	1,555.49	C
01/31	Tax Distribution	0	1,372.78	C
12100.2010	2010 Personal Property Taxes		Source Code Total: 9.13	
01/02	Tax Distribution	0	9.13	C
12100.2011	2011 Personal Property Taxes		Source Code Total: 61.85	
01/02	Tax Distribution	0	61.85	C
12100.2013	2013 Personal Property Taxes		Source Code Total: 30.97	
01/07	Tax Distribution	0	9.07	C



Pinal County Treasurer

Monthly Statement

Date Range: 1/1/2020 to 1/31/2020

01/28	Tax Distribution	0	6.77	C
01/29	Tax Distribution	0	15.13	C
12100.2014 2014 Personal Property Taxes			Source Code Total: 13.87	
01/03	Tax Distribution	0	1.22	C
01/28	Tax Distribution	0	2.71	C
01/29	Tax Distribution	0	9.94	C
12100.2015 2015 Personal Property Taxes			Source Code Total: 144.53	
01/03	Tax Distribution	0	7.45	C
01/10	Tax Distribution	0	12.61	C
01/21	Tax Distribution	0	115.95	C
01/30	Tax Distribution	0	8.52	C
12100.2016 2016 Personal Property Taxes			Source Code Total: 508.61	
01/03	Tax Distribution	0	7.61	C
01/06	Tax Distribution	0	.33	C
01/07	Tax Distribution	0	5.46	C
01/08	Tax Distribution	0	.02	C
01/10	Tax Distribution	0	84.06	C
01/13	Tax Distribution	0	17.66	C
01/14	Tax Distribution	0	73.96	C
01/14	Tax Distribution	0	(.01)	C
01/16	Tax Distribution	0	7.92	C
01/21	Tax Distribution	0	286.50	C
01/27	Tax Distribution	0	25.10	C
12100.2017 2017 Personal Property Taxes			Source Code Total: 689.93	
01/03	Tax Distribution	0	95.47	C
01/06	Tax Distribution	0	58.18	C
01/06	Tax Distribution	0	47.91	C
01/07	Tax Distribution	0	4.53	C
01/07	Tax Distribution	0	11.79	C
01/08	Tax Distribution	0	34.91	C
01/09	Tax Distribution	0	19.85	C
01/10	Tax Distribution	0	.15	C
01/10	Tax Distribution	0	161.17	C
01/13	Tax Distribution	0	3.43	C
01/13	Tax Distribution	0	17.67	C
01/21	Tax Distribution	0	123.34	C
01/24	Tax Distribution	0	1.44	C
01/27	Tax Distribution	0	25.11	C
01/29	Tax Distribution	0	75.90	C
01/31	Tax Distribution	0	9.08	C
12100.2018 2018 Personal Property Taxes			Source Code Total: 2,170.42	
01/02	Tax Distribution	0	184.97	C
01/02	Tax Distribution	0	22.94	C
01/03	Tax Distribution	0	321.69	C
01/03	Tax Distribution	0	8.79	C
01/06	Tax Distribution	0	57.21	C
01/06	Tax Distribution	0	63.29	C
01/06	Tax Distribution	0	14.43	C
01/07	Tax Distribution	0	15.09	C
01/07	Tax Distribution	0	13.76	C
01/08	Tax Distribution	0	48.15	C
01/08	Tax Distribution	0	24.93	C
01/08	Tax Distribution	0	16.94	C
01/08	Tax Distribution	0	.01	C
01/09	Tax Distribution	0	26.87	C
01/10	Tax Distribution	0	1.41	C
01/10	Tax Distribution	0	272.28	C

+ .01  
508.62



Pinal County Treasurer

Monthly Statement

Date Range: 1/1/2020 to 1/31/2020

01/13	Tax Distribution	0	31.16	C
01/13	Tax Distribution	0	78.46	C
01/14	Tax Distribution	0	2.43	C
01/14	Tax Distribution	0	.01	C
01/15	Tax Distribution	0	28.64	C
01/17	Tax Distribution	0	22.82	C
01/21	Tax Distribution	0	146.08	C
01/22	Tax Distribution	0	4.18	C
01/22	Tax Distribution	0	152.65	C
01/22	Tax Distribution	0	36.22	C
01/23	Tax Distribution	0	20.35	C
01/24	Tax Distribution	0	15.85	C
01/24	Tax Distribution	0	122.52	C
01/27	Tax Distribution	0	16.37	C
01/27	Tax Distribution	0	38.28	C
01/27	Tax Distribution	0	25.12	C
01/27	Tax Distribution	0	1.80	C
01/29	Tax Distribution	0	75.90	C
01/29	Tax Distribution	0	13.12	C
01/30	Tax Distribution	0	18.45	C
01/30	Tax Distribution	0	82.98	C
01/30	Tax Distribution	0	48.32	C
01/31	Tax Distribution	0	95.95	C
12100.2019 2019 Personal Property Taxes			Source Code Total: 25,928.08	
01/02	Tax Distribution	0	276.70	C
01/02	Tax Distribution	0	1,925.00	C
01/02	Tax Distribution	0	1,565.30	C
01/03	Tax Distribution	0	3,607.39	C
01/03	Tax Distribution	0	288.08	C
01/03	Tax Distribution	0	1,987.95	C
01/03	Tax Distribution	0	1,195.59	C
01/06	Tax Distribution	0	462.80	C
01/06	Tax Distribution	0	959.37	C
01/06	Tax Distribution	0	496.89	C
01/06	Tax Distribution	0	173.14	C
01/07	Tax Distribution	0	545.54	C
01/07	Tax Distribution	0	458.54	C
01/07	Tax Distribution	0	163.93	C
01/08	Tax Distribution	0	(24.71)	C
01/08	Tax Distribution	0	253.71	C
01/08	Tax Distribution	0	(46.23)	C
01/08	Tax Distribution	0	385.77	C
01/08	Tax Distribution	0	290.13	C
01/08	Tax Distribution	0	14.88	C
01/09	Tax Distribution	0	624.88	C
01/09	Tax Distribution	0	336.57	C
01/10	Tax Distribution	0	(135.52)	C
01/10	Tax Distribution	0	5.80	C
01/10	Tax Distribution	0	535.69	C
01/13	Tax Distribution	0	393.04	C
01/13	Tax Distribution	0	554.11	C
01/13	Tax Distribution	0	375.11	C
01/13	Tax Distribution	0	258.93	C
01/14	Tax Distribution	0	21.06	C
01/15	Tax Distribution	0	129.82	C
01/15	Tax Distribution	0	30.02	C
01/15	Tax Distribution	0	138.92	C

+2471  
 4623  
 13550  
 3400  
 -----  
 26,168<sup>50</sup>

240  
 48





Pinal County Treasurer

Monthly Statement

Date Range: 1/1/2020 to 1/31/2020

01/15	Tax Distribution	0	213.99	C
01/16	Tax Distribution	0	405.38	C
01/16	Tax Distribution	0	18.56	C
01/17	Tax Distribution	0	231.16	C
01/17	Tax Distribution	0	280.56	C
01/21	Tax Distribution	0	72.43	C
01/21	Tax Distribution	0	716.44	C
01/21	Tax Distribution	0	67.64	C
01/22	Tax Distribution	0	435.17	C
01/22	Tax Distribution	0	109.70	C
01/22	Tax Distribution	0	544.75	C
01/23	Tax Distribution	0	73.67	C
01/23	Tax Distribution	0	332.60	C
01/24	Tax Distribution	0	(34.02)	C
01/24	Tax Distribution	0	193.74	C
01/24	Tax Distribution	0	310.39	C
01/24	Tax Distribution	0	119.03	C
01/27	Tax Distribution	0	400.51	C
01/27	Tax Distribution	0	323.32	C
01/27	Tax Distribution	0	146.82	C
01/28	Tax Distribution	0	36.71	C
01/28	Tax Distribution	0	138.15	C
01/28	Tax Distribution	0	418.35	C
01/28	Tax Distribution	0	147.80	C
01/29	Tax Distribution	0	349.84	C
01/29	Tax Distribution	0	184.50	C
01/29	Tax Distribution	0	332.80	C
01/29	Tax Distribution	0	145.62	C
01/30	Tax Distribution	0	142.43	C
01/30	Tax Distribution	0	301.79	C
01/30	Tax Distribution	0	131.01	C
01/30	Tax Distribution	0	141.56	C
01/31	Tax Distribution	0	102.99	C
01/31	Tax Distribution	0	79.30	C
01/31	Tax Distribution	0	65.19	C
15150.0	Maricopa County Tax Collection		Source Code Total: 920.38	
01/15	Superstition Fire Proceeds from Maricopa Co Wired	0	920.38	C
21100.40	Wells Fargo Bank Investment Interest		Source Code Total: 247.82	
01/02	Investment Interest	0	247.82	C
21100.41	Wells Fargo Repo Investment Interest		Source Code Total: 1,373.10	
01/02	Investment Interest	0	839.10	C
01/22	Investment Interest	0	534.00	C
21100.43	Wells Fargo Trust Investment Interest		Source Code Total: 22.59	
01/03	Investment Interest	0	22.59	C
21100.46	Wells Fargo Investment Investment Interest		Source Code Total: 435.85	
01/07	Investment Interest	0	78.07	C
01/08	Investment Interest	0	15.14	C
01/16	Investment Interest	0	144.82	C
01/30	Investment Interest	0	197.82	C
21100.70	Vining Sparks Investment Interest		Source Code Total: 1,255.66	
01/06	Investment Interest	0	190.82	C
01/10	Investment Interest	0	275.38	C
01/14	Investment Interest	0	195.62	C
01/17	Investment Interest	0	179.71	C
01/21	Investment Interest	0	59.84	C
01/27	Investment Interest	0	222.65	C
01/27	Investment Interest	0	131.64	C



Pinal County Treasurer

Monthly Statement

Date Range: 1/1/2020 to 1/31/2020

21100.80 Stifel Nicolaus & Company Investment Interest			Source Code Total: 847.47	
01/13	Investment Interest	0	119.37	C
01/22	Investment Interest	0	309.24	C
01/28	Investment Interest	0	216.22	C
01/29	Investment Interest	0	202.64	C
73160.0 Deposits			Source Code Total: 11,578.75	
01/09	WIRED MONEY TO GENERAL FUND	0	180.00	C
01/15	100.10.42500.50 Apache Stone/inv 5699/CASH	0	20.00	C
01/15	100.10.42500.50 ABitOfBlissSpa/inv 5701/ck 3340	0	20.00	C
01/15	100.10.42500.50 ClearTitleAgency/inv 5702/ck 12962	0	20.00	C
01/15	100.10.42500.50 SnipsOfJoy/inv 5703/ck 2683	0	20.00	C
01/15	100.10.42500.50 ApacheCarsonPartners/5682/8146	0	20.00	C
01/15	100.10.42500.50 JJ's# 2553/inv 5681/ck 3368	0	20.00	C
01/15	100.10.42500.50 CustomBatteryCables/inv 5684/2145	0	20.00	C
01/15	100.10.42500.50 CrazyHorseSaddles/inv 5685/7717	0	20.00	C
01/15	100.10.42500.50 OteroRealtyGroup/inv 5687/4760	0	20.00	C
01/15	100.10.42500.50 Kcoffman/inv 5688/ck 426	0	20.00	C
01/15	#REF!	0	20.00	C
01/15	100.10.42500.50 LostDutchmanMusic/inv 5689/108	0	20.00	C
01/15	100.10.42500.50 ApacheCactus/inv 5683/ck 22506	0	20.00	C
01/15	100.10.42500.50 F Obermeyer/inv 5692/ck 1345	0	20.00	C
01/15	100.10.42500.50 AJ Flowers/inv 5697/ck 7843	0	20.00	C
01/15	100.10.42600.15 BenderEnviromental/inv 5693/4480	0	20.00	C
01/15	100.10.42600.15 Lerner&Rowe/inv 5710/ck 127219	0	20.00	C
01/15	100.10.42600.15 Lerner&Rowe/inv 5710/ck 127448	0	20.00	C
01/15	100.10.42600.15 TorgersenLaw/inv 5711/ck 1843	0	20.00	C
01/15	100.10.42500.50 WindmillBoat&RV/inv 5676/ck 3554	0	20.00	C
01/15	100.10.42500.50 SunWestDental/inv 5677/ck 11864	0	20.00	C
01/15	100.10.42500.50 GaneshFood/inv 5678/ck 339	0	20.00	C
01/15	100.10.43500.41 OK Corral/inv 5626/ck 1781	0	520.00	C
01/15	100.10.53965.10 J Kevin/inv 5670/ck 629007960	0	276.10	C
01/15	100.10.53965.10 PSPRS/inv 5634/ck 210566	0	663.51	C
01/15	100.10.53965.10 P Bourgeois/inv 5633/ck 4110	0	1,271.58	C
01/15	100.10.43200.20 SuperiorFD/inv 5653/ck 40765	0	580.84	C
01/15	100.10.42025.10 StofAZ/inv 5674,5362/ck 9520326	0	5,217.00	C
01/16	WIRED MONEY TO GENERAL FUND	0	528.00	C
01/23	WIRED MONEY TO GENERAL FUND	0	240.00	C
01/29	100.10.42700.50 GCRVResort/inv 5600/ck 761001781	0	100.00	C
01/29	100.10.42700.50	0	100.00	C
01/29	100.10.42700.50 WhiteSandMHP/in 5690/1969007152	0	100.00	C
01/29	100.10.42700.50 Sunbelt Drilling/inv 5708/ck 10412	0	100.00	C
01/29	100.20.62140.20 McNeil&Co/inv 5705/ck 113870	0	50.00	C
01/29	100.10.42200.41 AntennaSites/inv 5725/ck 20218	0	731.72	C
01/29	100.10.42700.50 John's Auto/Inv 5554/ck 3757	0	100.00	C
01/29	100.10.42500.50 AJ Mini Storage/inv 5732/ck 5249	0	20.00	C
01/29	100.10.42500.50 B Halitzka-Ink4Life/inv 5731/ck 11	0	20.00	C
01/29	100.10.42500.50 CAG/Inv 5730/ck 11321	0	20.00	C
01/29	100.10.42500.50 ToddKoppKnives/inv 5729/ck 1649	0	20.00	C
01/29	100.10.42500.50 BannerHealth/inv 5733/ck 4188857	0	20.00	C
01/29	100.10.42500.50 BigBoysToys/inv 5734/ck 1057	0	20.00	C
01/29	100.10.42600.15 ArmadaAnalytics/inv 5715/ck 9583	0	20.00	C
01/29	100.10.42700.50 MtnViewAuto/inv 5530/ck 7286	0	100.00	C
01/29	100.10.42700.50 Stick Eng/inv 5555/ck 2402	0	100.00	C
01/30	WIRED MONEY TO GENERAL FUND	0	40.00	C
73750.0 Revenue Transfer			Source Code Total: 678.48	
01/29	SCBA OT Rcls	0	678.48	C
90400.0 Refund Interest			Source Code Total: (4.72)	



Pinal County Treasurer

Monthly Statement

Date Range: 1/1/2020 to 1/31/2020

01/08	162232 T99-42-98901 2019 Adjustment/Corr Refund	162232	(.66)	D
01/10	162282 B99-96-81375 2019 Adjustment/Corr Refund	162282	(4.06)	D
90930.0 Warrants Redeemed			Source Code Total: (141,736.86)	
01/02	Paid Warrants	0	(11,758.55)	D
01/03	Paid Warrants	0	(287.70)	D
01/06	Paid Warrants	0	(12,718.42)	D
01/07	Paid Warrants	0	(5,957.45)	D
01/08	Paid Warrants	0	(4,134.03)	D
01/09	Paid Warrants	0	(21,336.07)	D
01/10	Paid Warrants	0	(6,400.62)	D
01/14	Paid Warrants	0	(17,882.15)	D
01/15	Paid Warrants	0	(8,391.48)	D
01/16	Paid Warrants	0	(3,834.29)	D
01/17	Paid Warrants	0	(1,406.39)	D
01/22	Paid Warrants	0	(7,656.45)	D
01/23	Paid Warrants	0	(9,998.75)	D
01/24	Paid Warrants	0	(6,550.69)	D
01/27	Paid Warrants	0	(676.62)	D
01/28	Paid Warrants	0	(5,109.91)	D
01/29	Paid Warrants	0	(17,100.71)	D
01/30	Paid Warrants	0	(536.58)	D
91220.0 Disbursed by County Treasurer			Source Code Total: (727,077.94)	
01/08	Fire Employees Payroll Direct Deposit	0	(265,030.60)	D
01/08	Fire District Fed & State P/R Taxes	0	(62,031.91)	D
01/08	Fire District 457, union dues, pac	0	(55,390.08)	D
01/23	Fire Employees Payroll Direct Deposit	0	(237,264.17)	D
01/23	Fire District Federal & State P/R Taxes	0	(53,451.28)	D
01/23	Fire District 457, Union Dues, pac	0	(53,909.90)	D
91280.0 Outgoing Wire Fee			Source Code Total: (40.00)	
01/08	Wire Transfer Chg P/R	0	(20.00)	D
01/23	wire transfer chg P/R	0	(20.00)	D
91290.0 Outgoing Wire Surcharge			Source Code Total: (10.00)	
01/08	Wire Transfer Chg P/R	0	(5.00)	D
01/23	wire transfer chg P/R	0	(5.00)	D
6116421001 Superstition Fire & Medical District			<b>Ending Balance: 3,982,072.40</b>	

**Warrant Detail**

Payee Name	Warrant	Amount	Issue Dt	Status Dt	Voucher
<b>6116421001 Superstition Fire &amp; Medical District</b>					Account Total: 962,961.62
Fund: 1102					Fund Total: 255,305.55
Status: OUTS					Status Total: 148,808.47 <span style="border: 1px solid black; border-radius: 50%; padding: 2px;">L</span>
PINAL COUNTY COMMUNITY COLLEGE	1102028922	6,642.50	06/12/19	06/12/19	
CADWELL IRREVOCABLE TRUST III	1102029393	275.19	11/20/19	11/21/19	
ARIZONA FIRE SRVC MECH ASSOC	1102029531	240.00	01/08/20	01/08/20	
APACHE JUNCTION UNIFIED	1102029554	5,156.11	01/15/20	01/15/20	
RYAN PHILLIPS	1102029570	82.58	01/15/20	01/15/20	
TOSHIBA BUSINESS SOLUTIONS, INC	1102029577	166.16	01/15/20	01/15/20	
THE WORKING GROUP	1102029578	4,666.66	01/15/20	01/15/20	
AA COOLING AND HEATING LLC	1102029583	1,690.02	01/28/20	01/28/20	
AETNA BEHAVIORAL HEALTH, LLC	1102029584	814.08	01/28/20	01/28/20	
WATER UTILITIES COMM FD DBA	1102029585	178.47	01/28/20	01/28/20	
ARIZONA WATER COMPANY, INC.	1102029586	844.58	01/28/20	01/28/20	
AHS RESCUE LLC	1102029587	2,392.03	01/28/20	01/28/20	
ARIZONA PPE RECON, INC.	1102029588	190.00	01/28/20	01/28/20	
AT&T CORP	1102029589	943.73	01/28/20	01/28/20	
CITY OF APACHE JUNCTION	1102029590	5,301.82	01/28/20	01/28/20	
CITY OF MESA	1102029591	11,224.00	01/28/20	01/28/20	



Pinal County Treasurer

Monthly Statement

Date Range: 1/1/2020 to 1/31/2020

CYMA SYSTEMS INC	1102029592	299.39	01/28/20	01/28/20
DELTA DENTAL OF ARIZONA	1102029593	5,380.06	01/28/20	01/28/20
DELTA DENTAL INSURANCE COMPANY	1102029594	353.24	01/28/20	01/28/20
NATHANIEL ERICKSON	1102029595	370.87	01/28/20	01/28/20
FIRST CALL AUTO & INDUSTRIAL	1102029596	941.45	01/28/20	01/28/20
FRONTIER SHOP SUPPLIES, INC	1102029597	34.22	01/28/20	01/28/20
GALLOWAY ASSET MANAGEMENT, LLC	1102029598	712.50	01/28/20	01/28/20
GINCO PLUMBING LLC	1102029599	166.67	01/28/20	01/28/20
LIBERTY WATER COMPANY, INC.	1102029600	45.90	01/28/20	01/28/20
LIBERTY WATER COMPANY, INC.	1102029601	103.48	01/28/20	01/28/20
GREEN & BAKER LTD	1102029602	720.00	01/28/20	01/28/20
HENRY & HORNE, LLP	1102029603	13,000.00	01/28/20	01/28/20
MAGIC PEST CONTROL	1102029604	331.40	01/28/20	01/28/20
CADWELL IRREVOCABLE TRUST III	1102029605	275.19	01/28/20	01/28/20
RIGHT AWAY DISPOSAL, LLC	1102029606	229.18	01/28/20	01/28/20
RV STRIPES & GRAPHICS, INC.	1102029607	27.52	01/28/20	01/28/20
STANDARD INSURANCE COMPANY	1102029608	5,207.70	01/28/20	01/28/20
SUPERSTITION SAFETY SERV, LLC	1102029609	99.01	01/28/20	01/28/20
MATLICK ENTERPRISES INC DBA	1102029610	3,413.81	01/28/20	01/28/20
UNIFIRST CORPORATION	1102029612	976.41	01/28/20	01/28/20
UNITED HEALTHCARE INSURANCE CO	1102029613	72,139.95	01/28/20	01/28/20
VISION SERVICE PLAN	1102029614	797.36	01/28/20	01/28/20
WAXIE'S ENTERPRISES, INC	1102029615	1,867.52	01/28/20	01/28/20
WELLS FARGO BARNK, N.A.	1102029616	507.71	01/28/20	01/28/20
Status: PAID				Status Total: 106,497.08
APACHE JUNCTION UNIFIED	1102029372	5,958.16	11/20/19	01/02/20
NAPA AUTO PARTS	1102029437	163.20	12/04/19	01/07/20
APACHE JUNCTION UNIFIED	1102029448	5,047.88	12/11/19	01/02/20
CHAMBER OF COMMERCE	1102029476	250.00	12/18/19	01/06/20
WATER UTILITIES COMM FD DBA	1102029478	130.56	12/18/19	01/03/20
DELTA DENTAL INSURANCE COMPANY	1102029488	353.24	12/18/19	01/02/20
FRONTIER SHOP SUPPLIES, INC	1102029490	157.14	12/18/19	01/03/20
PHOENIX TECHNOLOGY SOLUTIONS	1102029496	66.00	12/18/19	01/02/20
PINNACLE PEAK HOLDING CORP	1102029500	871.71	12/18/19	01/09/20
WATER UTILITIES COMM FD DBA	1102029506	34.62	12/30/19	01/10/20
ARIZONA WATER COMPANY, INC.	1102029507	586.59	12/30/19	01/07/20
ARIZONA PPE RECON, INC.	1102029508	2,566.00	12/30/19	01/07/20
AT&T CORP	1102029512	153.55	12/30/19	01/09/20
CITY OF PHOENIX FIRE DEPT	1102029513	4,500.00	12/30/19	01/10/20
COOKSON DOOR SALES OF AZ, INC	1102029514	954.47	12/30/19	01/08/20
LAUREN DANIEL	1102029515	240.80	12/30/19	01/06/20
FREIGHTLINER OF ARIZONA, LLC	1102029516	234.12	12/30/19	01/06/20
LIBERTY WATER COMPANY, INC.	1102029517	45.90	12/30/19	01/08/20
LIBERTY WATER COMPANY, INC.	1102029518	91.24	12/30/19	01/08/20
GRAINGER	1102029519	17.52	12/30/19	01/07/20
BRYAN HEUN	1102029520	1,866.00	12/30/19	01/10/20
HUGHES FIRE EQUIPMENT, INC.	1102029521	3,042.42	12/30/19	01/08/20
IMAGE TREND, INC.	1102029522	20,217.13	12/30/19	01/09/20
PITNEY BOWES	1102029523	93.68	12/30/19	01/09/20
RAY'S PRINTING, INC.	1102029524	264.63	12/30/19	01/07/20
REDBURN TIRE COMPANY, INC.	1102029525	709.51	12/30/19	01/07/20
SALT RIVER PROJECT	1102029526	3,006.47	12/30/19	01/06/20
TOSHIBA BUSINESS SOLUTIONS, INC	1102029527	787.82	12/30/19	01/28/20
WAXIE'S ENTERPRISES, INC	1102029528	427.29	12/30/19	01/06/20
AA COOLING AND HEATING LLC	1102029529	333.30	01/08/20	01/15/20
ARIZONA WATER COMPANY, INC.	1102029530	196.80	01/08/20	01/14/20
ARIZONA PPE RECON, INC.	1102029532	834.00	01/08/20	01/14/20
ARIZONAWATERCONDITIONING DBA	1102029534	405.83	01/08/20	01/17/20
AVID LOCKSMITH, LLC	1102029535	376.10	01/08/20	01/15/20
DAVID CLARK COMPANY INC	1102029536	423.50	01/08/20	01/15/20
FIRST CALL AUTO & INDUSTRIAL	1102029537	1,000.56	01/08/20	01/17/20
CSC ELECTRICAL CONTRACTOR, LLC	1102029538	532.09	01/06/20	01/22/20



Pinal County Treasurer

Monthly Statement

Date Range: 1/1/2020 to 1/31/2020

GINCO PLUMBING LLC	1102029539	459.73	01/08/20	01/15/20
WEX BANK DBA	1102029540	876.44	01/08/20	01/22/20
MEDIACOM	1102029541	5,691.84	01/08/20	01/14/20
MEDIACOM	1102029542	344.26	01/08/20	01/14/20
THE PREPLANNERS, LLC	1102029543	2,000.00	01/08/20	01/15/20
CENTURYLINK	1102029544	1,272.25	01/08/20	01/16/20
RIGHT AWAY DISPOSAL, LLC	1102029545	458.36	01/08/20	01/16/20
RWC INTERNATIONAL, LTD	1102029546	174.86	01/08/20	01/14/20
SOUTHWEST GAS CORPORATION	1102029547	160.59	01/08/20	01/22/20
SUPERSTITION MOUNTAINS CFD #1	1102029548	128.70	01/08/20	01/15/20
SOUTHWEST GROUND CONTROL, LLC	1102029549	386.67	01/08/20	01/14/20
MATLICK ENTERPRISES INC DBA	1102029550	4,670.15	01/08/20	01/15/20
AFLAC	1102029552	4,779.68	01/15/20	01/24/20
AIR VACUUM CORPORATION	1102029553	282.00	01/15/20	01/28/20
ARIZONA TOTAL HOME REST, LLC	1102029555	216.67	01/15/20	01/29/20
BUD'S BULK ICE SERVICE, INC	1102029556	126.70	01/15/20	01/27/20
CHASE	1102029557	5,585.37	01/15/20	01/23/20
CITY OF MESA	1102029559	5,031.25	01/15/20	01/29/20
FIRST CHOICE AUTO GLASS, INC.	1102029560	50.00	01/15/20	01/29/20
FREIGHTLINER OF ARIZONA, LLC	1102029561	1,300.80	01/15/20	01/22/20
ST HELEN AUTO & HARDWARE, INC.	1102029562	225.28	01/15/20	01/23/20
GINCO PLUMBING LLC	1102029563	444.93	01/15/20	01/23/20
HUGHES FIRE EQUIPMENT, INC.	1102029564	719.43	01/15/20	01/23/20
KANSAS STATE BANK OF MANHATTAN	1102029565	158.41	01/15/20	01/24/20
LANDS' END, INC	1102029566	577.86	01/15/20	01/24/20
L.N. CURTIS & SONS	1102029567	277.38	01/15/20	01/22/20
MAGIC PEST CONTROL	1102029568	331.37	01/15/20	01/22/20
MOTOROLA SOLUTIONS, INC	1102029569	1,034.74	01/15/20	01/24/20
PIONEER DISTRIBUTING CO., INC.	1102029571	231.80	01/15/20	01/22/20
PROPHET NETWORK INTEGRATION,IN	1102029572	3,974.09	01/15/20	01/28/20
PROSHRED SECURITY ARIZONA	1102029573	36.66	01/15/20	01/22/20
PHOENIX TECHNOLOGY SOLUTIONS	1102029574	66.00	01/15/20	01/28/20
CENTURYLINK	1102029575	176.75	01/15/20	01/22/20
RWC INTERNATIONAL, LTD	1102029576	165.71	01/15/20	01/22/20
MATLICK ENTERPRISES INC DBA	1102029579	3,023.74	01/15/20	01/23/20
VERIZON WIRELESS SERVICES LLC	1102029580	1,960.67	01/15/20	01/22/20
WEST DIRECT OIL, LLC	1102029581	549.92	01/15/20	01/27/20
POWER ACQUISITION, LLC.	1102029582	1,606.19	01/15/20	01/22/20
Fund: 1103				Fund Total: 707,656.07
Status: OUTS				Status Total: 672,416.29 (m)
PUBLIC SAFETY PERSONNEL RETIREMENT SYSTEM	1103018176	99,895.21	11/01/19	10/30/19
PUBLIC SAFETY PERSONNEL RETIREMENT SYSTEM	1103018182	89,640.18	11/15/19	11/15/19
PUBLIC SAFETY PERSONNEL RETIREMENT SYSTEM	1103018187	96,538.34	11/29/19	11/27/19
PUBLIC SAFETY PERSONNEL RETIREMENT SYSTEM	1103018192	98,016.63	12/13/19	12/11/19
PUBLIC SAFETY PERSONNEL RETIREMENT SYSTEM	1103018197	89,365.16	12/27/19	12/26/19
PUBLIC SAFETY PERSONNEL RETIREMENT SYSTEM	1103018202	106,093.42	01/10/20	01/08/20
PUBLIC SAFETY PERSONNEL RETIREMENT SYSTEM	1103018207	92,867.35	01/24/20	01/23/20
Status: PAID				Status Total: 35,239.78
ARIZONA STATE RETIREMENT SYSTEM	1103018194	8,559.74	12/27/19	01/06/20
US DEPARTMENT OF EDUCATION	1103018195	333.27	12/27/19	01/02/20
AZ FF RETIREE HEALTH TRUST FUND	1103018196	1,650.00	12/27/19	01/07/20
ARIZONA STATE RETIREMENT SYSTEM	1103018199	8,603.72	01/10/20	01/14/20
US DEPARTMENT OF EDUCATION	1103018200	498.41	01/10/20	01/16/20
AZ FF RETIREE HEALTH TRUST FUND	1103018201	1,650.00	01/10/20	01/14/20
SUPPORT PAYMENT CLEARINGHOUSE	1103018203	1,605.27	01/10/20	01/16/20
ARIZONA STATE RETIREMENT SYSTEM	1103018204	8,547.52	01/24/20	01/29/20
US DEPARTMENT OF EDUCATION	1103018205	536.58	01/24/20	01/30/20
AZ FF RETIREE HEALTH TRUST FUND	1103018206	1,650.00	01/24/20	01/29/20
SUPPORT PAYMENT CLEARINGHOUSE	1103018208	1,605.27	01/24/20	01/29/20
	Count	Amount		
Total OUTS:	47	821,224.76		



Pinal County Treasurer

Monthly Statement

Date Range: 1/1/2020 to 1/31/2020

Total PAID:	86	141,736.86
-------------	----	------------

---



**Superstition Fire & Medical District  
General (Fund 100) Cash Reconciliation  
Fiscal Year 2019 - 2020  
12/31/2019**

	Deposits (Cash Receipts)	Cash Disbursements	Refunded Taxes	Book Balance	
Book Balance as of: 12/1/2019				<u>(2,477,677.62)</u>	BB
<u>Activity During the Month</u>					
<b>Journal Entries:</b>					
Interest Income (Expense):	3,109.32			3,109.32	A
Cash Receipts					
2015 Real Estate Taxes				-	
2016 Real Estate Taxes	2.08			2.08	B
2017 Real Estate Taxes				0.00	
2018 Real Estate Taxes	19,025.35		(122.40)	18,902.95	
2019 Real Estate Taxes	1,332,703.35		(677.83)	1,332,025.52	
2008 Pers. Prop. Taxes				0.00	
2009 Pers. Prop. Taxes				0.00	
2010 Pers. Prop. Taxes	71.40			71.40	
2011 Pers. Prop. Taxes				0.00	
2012 Pers. Prop. Taxes				0.00	C
2013 Pers. Prop. Taxes	61.65			61.65	
2014 Pers. Prop. Taxes	160.47			160.47	
2015 Pers. Prop. Taxes	116.99			116.99	
2016 Pers. Prop. Taxes	449.00			449.00	
2017 Pers. Prop. Taxes	746.69			746.69	
2018 Pers. Prop. Taxes	3,728.62			3,728.62	
2019 Pers. Prop. Taxes	164,182.93			164,182.93	
SRP Contributions				-	
FDAT	33,123.98			33,123.98	D
Maricopa County Taxes	2,077.91			2,077.91	E
Deposits	104,749.31			104,749.31	F
Revenue Transfer	1,321.85			1,321.85	G
Cash Disbursements					
A) Accounts Payable Activity		(585,048.44)		(585,048.44)	H
B) Payroll Activity		(899,565.75)		(899,565.75)	I
C) Payroll Wire Fees		(50.00)		(50.00)	J
D) Stop Payment Fee				-	
D) Transfer In / Out				-	
D) Transfer In / Out				-	
D) Transfer In / Out				-	
E) Refund Interest		(0.78)		(0.78)	K
	<u>\$1,665,630.90</u>	<u>(1,484,664.97)</u>		<u>(2,297,511.92)</u>	BB-Jan
<u>Pinal County Bank Balance</u>					
Ending Bank Balance as of: 12/31/2019		Balance from YTD Column		4,450,562.48	L
Less: Line of Credit Advances					
Less: Line of Credit Interest					
Plus: Line of Credit Payments					
Less: Outstanding Warrants					
		A/P	(59,755.34)		
		Payroll	(483,998.53)	(543,753.87)	
			(120.00)	(120.00)	O
Less: Deposits in bank / not in book				0.00	
Plus:				<u>3,906,688.61</u>	
		Cash Balance in Payroll Clearing Account		100.00	P
		Cash Balance in Electronic / ACH Clearing Account		120.00	Q
		Petty Cash		100.00	
				<u>3,907,008.61</u>	
Prepared by: <u>Jessie Duke 1/6/2020</u>				Balance per B/S	3,907,008.61
Reviewed by: <u>Roger Wood 1/7/2020</u>				Difference	0.00



# Pinal County Treasurer

## Treasurer Receipt

Control No. 342552  
 Receipt No. 276813

Receipt Date: 1/15/2020 Cash: \$0.00 Submitted By: McMinn, Linette  
 Total Amount: \$920.38 Check: \$0.00 Department: PC Treasurer  
 Revised Date: No Change Made Wire/Direct Deposit: \$920.38 Posted By: Marissa Armijo-Dominguez  
 Credit Card: \$0.00

GL	Source	Cost	Object	Subsid	Subled	Type	Notes	Amount
6116421001	15150.0						Superstition Fire Proceeds from Maricopa Co Wired 01/15/2020	\$920.38

①

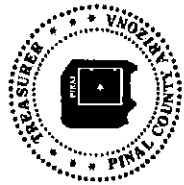


CASH RECEIPTS

January 2020 M & O DEPOSITS

Date	Control #	Amount	Account #	Description	
1/9/2020		100.00	100.10.42700.50	AZ Elder Care Group Home / 5664 / cc	
		20.00	100.10.42500.50	D Beveridge - Empowerment Systems/inv 5665/CC	
		20.00	100.10.42500.50	N Wells - Continuum Wellness / inv 5667 / CC	
		20.00	100.10.42500.50	M Todacheene - Sun Life Family / inv 5668 / CC	
		20.00	100.10.42500.50	A Lorena - Simon Imaging / inv 5675 / CC	
		<b>180.00</b>		E-1	
1/15/2020		20.00	100.10.42500.50	Apache Stone/inv 5699/CASH	
		20.00	100.10.42500.50	ABiltOfElissSpa/inv 5701/ck 3340	
		20.00	100.10.42500.50	ClearTitleAgency/inv 5702/ck 12962	
		20.00	100.10.42500.50	SnipsOfJoy/inv 5703/ck 2683	
		20.00	100.10.42500.50	ApacheCarsonPartners/5682/8146	
		20.00	100.10.42500.50	JJ's#2553/inv 5681/ck 3368	
		20.00	100.10.42500.50	CustomBatteryCables/inv 5684/2145	
		20.00	100.10.42500.50	CrazyHorseSaddles/inv 5685/7717	
		20.00	100.10.42500.50	OteroRealtyGroup/inv 5687/4760	
		20.00	100.10.42500.50	Kcoffman/inv 5688/ck 426	
		20.00	100.10.42500.50	LostDutchmanMusic/inv 5689/108	
		20.00	100.10.42500.50	TheBeautyStop/inv 5689/ck 5011	
		20.00	100.10.42500.50	ApacheCactus/inv 5683/ck 22506	
		20.00	100.10.42500.50	F Obermeyer/inv 5692/ck 1345	
		20.00	100.10.42500.50	AJ Flowers/inv 5697/ck 7843	
		20.00	100.10.42600.15	BenderEnvironmental/inv 5693/4480	
		20.00	100.10.42600.15	Lerner&Rowe/inv 5710/ck 127219	
		20.00	100.10.42600.15	Lerner&Rowe/inv 5710/ck 127448	
		20.00	100.10.42600.15	TorgersenLaw/inv 5711/ck 1843	
			<b>380.00</b>		E-2
1/15/2020		20.00	100.10.42500.50	WindmillBoat&RV/inv 5676/ck 3554	
		20.00	100.10.42500.50	SunWestDental/inv 5677/ck 11864	
		20.00	100.10.42500.50	GaneshFood/inv 5678/ck 339	
		520.00	100.10.43500.41	OK Corral/inv 5626/ck 1781	
		276.10	100.10.53965.10	J Kevin/inv 5670/ck 629007960	
		663.51	100.10.53965.10	PSPRS/inv 5634/ck 210566	
		1,271.58	100.10.53965.10	P Bourgeois/inv 5633/ck 4110	
		580.84	100.10.43200.20	SuperiorFD/inv 5653/ck 40765	
		5,217.00	100.10.42025.10	StofAZ/inv 5674,5362/ck 9520326	
			<b>8,589.03</b>		E-2
1/16/2020		340.00	100.10.43500.41	AZ Forestry/inv 5695/CC	
		68.00	100.10.43500.41	AZ Forestry/inv 5694/CC	
		100.00	100.10.42700.50	Cambria Catlin Child Day Care/inv 5669/CC	
		20.00	100.10.42500.50	J Stocco - EZEE Towing/inv 5698/CC	
			<b>528.00</b>	Wire Transfer	E-3
1/23/2020		20.00	100.10.42500.50	J Zimmer - Pandanus Consulting/inv 5718/ck	
		200.00	100.10.42700.50	National Fire Control - Montesa / inv 5700/ck	
		20.00	100.10.42500.50	L Rivera - Fred Loya ins/inv 5726/ck	
			<b>240.00</b>	Wire Transfer	E-4
1/29/2020		20.00	100.10.42500.50	AJ Mini Storage/inv 5732/ck 5249	
		20.00	100.10.42500.50	B Halitzka-Ink4Life/inv 5731/ck 1183	
		20.00	100.10.42500.50	CAG/inv 5730/ck 11321	
		20.00	100.10.42500.50	ToddKoppKnives/inv 5729/ck 1649	
		20.00	100.10.42500.50	BannerHealth/inv 5733/ck 4188857	
		20.00	100.10.42500.50	BigBoysToys/inv 5734/ck 1057	
		20.00	100.10.42800.15	ArmadaAnalytics/inv 5715/ck 9583	
		100.00	100.10.42700.50	MtnViewAuto/inv 5530/ck 7286	
		100.00	100.10.42700.50	Stick Eng/inv 5555/ck 2402	
		100.00	100.10.42700.50	GCRVResort/inv 5800/ck 761001781	
		100.00	100.10.42700.50	ThePalmsMHP/in 5691/1968007156	
		100.00	100.10.42700.50	WhiteSandMHP/in 5690/1969007152	
		100.00	100.10.42700.50	Sunbelt Drilling/inv 5708/ck 10412	
		50.00	100.20.62140.20	McNeil&Co/inv 5705/ck 113870	
		731.72	100.10.42200.41	AntennaSites/inv 5725/ck 20218	
		100.00	100.10.42700.50	John's Auto/inv 5554/ck 3757	
			<b>1,621.72</b>		E-2
	1/30/2020		20.00	100.10.42500.50	D Craig-AJ Barber / inv 5727 / cc
		20.00	100.10.42500.50	G Richardson-Poenix Cards/inv 5735/ck	
		<b>40.00</b>		Wire Transfer	E-5
January 2020 Totals		<b>11,578.75</b>			

(E)



Control No. 342294

# Pinal County Treasurer Pending Treasurer Receipt

Treasurer's Office Use

Receipt No.: \_\_\_\_\_

Posted By: \_\_\_\_\_

Receipt Date: 1/9/2020      Cash: \$0.00      Submitted By: JenniferBurke1  
 Total Amount: \$180.00      Check: \$0.00      Department: Superstition Fire & Medical District  
                                  Wire/Direct Deposit: \$180.00  
                                  Credit Card: \$0.00

GL	Source	Cost	Object	Subsid	Subled	Type	Notes	Amount
6116421001	73160.0						WIRED MONEY TO GENERAL FUND	\$180.00

E-1

**Superstition Fire & Medical District**

**AR Payment Register (Detail)**

Bank ID: Equal To D

Check No. / Payment ID	Payee Name / Customer Name	Invoice No. / Account Number	Amount Paid
<b>BANK: D - M &amp; 0 GENERAL FUND CHECKING</b>			
<b>DEPOSIT: 2,723      DATE: 01/08/20</b>			
3368	(ONETIMECUST)	Check Invoice : 005681	\$20.00 \$20.00
		CHECK # 3368 TOTAL:	<u>\$20.00</u> ✓
8146	(ONETIMECUST)	Check Invoice : 005682	\$20.00 \$20.00
		CHECK # 8146 TOTAL:	<u>\$20.00</u> ✓
22506	(ONETIMECUST)	Check Invoice : 005683	\$20.00 \$20.00
		CHECK # 22506 TOTAL:	<u>\$20.00</u> ✓
2145	(ONETIMECUST)	Check Invoice : 005684	\$20.00 \$20.00
		CHECK # 2145 TOTAL:	<u>\$20.00</u> ✓
7717	(ONETIMECUST)	Check Invoice : 005685	\$20.00 \$20.00
		CHECK # 7717 TOTAL:	<u>\$20.00</u> ✓
5011	(ONETIMECUST)	Check Invoice : 005686	\$20.00 \$20.00
		CHECK # 5011 TOTAL:	<u>\$20.00</u> ✓
4760	(ONETIMECUST)	Check Invoice : 005687	\$20.00 \$20.00
		CHECK # 4760 TOTAL:	<u>\$20.00</u> ✓
426	(ONETIMECUST)	Check Invoice : 005688	\$20.00 \$20.00
		CHECK # 426 TOTAL:	<u>\$20.00</u> ✓
108	(ONETIMECUST)	Check Invoice : 005689	\$20.00 \$20.00
		CHECK # 108 TOTAL:	<u>\$20.00</u> ✓
		<b>DEPOSIT 2,723 TOTAL:</b>	<u><b>\$180.00</b></u>
<b>DEPOSIT: 2,724      DATE: 01/08/20</b>			
5206,5206R	Shell/ 5206, 5206r (ONETIMECUST) (ONETIMECUST) (ONETIMECUST) (ONETIMECUST)	Transfer Invoice : 005206 Invoice : 005206R Invoice : 005206R Invoice : 005206	\$0.00 \$100.00 -\$100.00 -\$100.00 \$100.00
		TRANSFER TOTAL:	<u>\$0.00</u>
5209,5209R	Chevron/5209, 5209r (ONETIMECUST) (ONETIMECUST) (ONETIMECUST) (ONETIMECUST)	Transfer Invoice : 005209 Invoice : 005209R Invoice : 005209R Invoice : 005209	\$0.00 \$100.00 -\$100.00 -\$100.00 \$100.00
		TRANSFER TOTAL:	<u>\$0.00</u>
5211,5111R	Lucky Skies/5211, 5211r (ONETIMECUST) (ONETIMECUST)	Transfer Invoice : 005211 Invoice : 005211R	\$0.00 \$100.00 -\$100.00
		TRANSFER TOTAL:	<u>\$0.00</u>
		<b>DEPOSIT 2,724 TOTAL:</b>	<u><b>\$0.00</b></u>
<b>DEPOSIT: 2,725      DATE: 01/09/20</b>			
68749071	AZ Elder Care Home/5664/cc (ONETIMECUST)	Credit Card Invoice : 005664	\$100.00 \$100.00

**Superstition Fire & Medical District**

AR Payment Register (Detail)

Bank ID: Equal To D

Check No. / Payment ID	Payee Name / Customer Name	Invoice No. / Account Number	Amount Paid
<b>BANK: D - M &amp; O GENERAL FUND CHECKING</b>			<b>(CONTINUED)</b>
<b>DEPOSIT: 2,725</b>	<b>DATE: 01/09/20</b>		
		<b>CREDIT CARD # 68749071 TOTAL:</b>	<b>\$100.00</b> ✓
68681326	DBeveridge-Empwrmnt Sys/5665 (ONETIMECUST)	Credit Card Invoice : 005665	\$20.00 \$20.00
		<b>CREDIT CARD # 68681326 TOTAL:</b>	<b>\$20.00</b> ✓
68914432	NWells-Continuum Wellness/5667 (ONETIMECUST)	Credit Card Invoice : 005667	\$20.00 \$20.00
		<b>CREDIT CARD # 68914432 TOTAL:</b>	<b>\$20.00</b> ✓
68929004	MTodacheene-Sun Life/5668 (ONETIMECUST)	Credit Card Invoice : 005668	\$20.00 \$20.00
		<b>CREDIT CARD # 68929004 TOTAL:</b>	<b>\$20.00</b> ✓
69105663	ALorenza-SMI Image/5675 (ONETIMECUST)	Credit Card Invoice : 005675	\$20.00 \$20.00
		<b>CREDIT CARD # 69105663 TOTAL:</b>	<b>\$20.00</b> ✓
		<b>DEPOSIT 2,725 TOTAL:</b>	<b>\$180.00</b>
<b>DEPOSIT: 2,726</b>	<b>DATE: 01/08/20</b>		
1345	(ONETIMECUST)	Check Invoice : 005692	\$20.00 \$20.00
		<b>CHECK # 1345 TOTAL:</b>	<b>\$20.00</b> ✓
4480	(ONETIMECUST)	Check Invoice : 005693	\$20.00 \$20.00
		<b>CHECK # 4480 TOTAL:</b>	<b>\$20.00</b> ✓
		<b>DEPOSIT 2,726 TOTAL:</b>	<b>\$40.00</b>
<b>DEPOSIT: 2,728</b>	<b>DATE: 01/09/20</b>		
7843	(ONETIMECUST)	Check Invoice : 005697	\$20.00 \$20.00
		<b>CHECK # 7843 TOTAL:</b>	<b>\$20.00</b> ✓
		<b>DEPOSIT 2,728 TOTAL:</b>	<b>\$20.00</b>
<b>DEPOSIT: 2,729</b>	<b>DATE: 01/13/20</b>		
CASH	(ONETIMECUST)	Cash Invoice : 005699	\$20.00 \$20.00
		<b>CASH TOTAL:</b>	<b>\$20.00</b> ✓
		<b>DEPOSIT 2,729 TOTAL:</b>	<b>\$20.00</b>
<b>DEPOSIT: 2,730</b>	<b>DATE: 01/14/20</b>		
3340	(ONETIMECUST)	Check Invoice : 005701	\$20.00 \$20.00
		<b>CHECK # 3340 TOTAL:</b>	<b>\$20.00</b> ✓
12962	(ONETIMECUST)	Check Invoice : 005702	\$20.00 \$20.00
		<b>CHECK # 12962 TOTAL:</b>	<b>\$20.00</b> ✓
2683	(ONETIMECUST)	Check Invoice : 005703	\$20.00 \$20.00
		<b>CHECK # 2683 TOTAL:</b>	<b>\$20.00</b> ✓
127219 & 127448	(ONETIMECUST)	Check Invoice : 005710	\$40.00 \$40.00
		<b>CHECK # 127219 &amp; 127448 TOTAL:</b>	<b>\$40.00</b> ✓

**Superstition Fire & Medical District**

**AR Payment Register (Detail)**

Bank ID: Equal To D

Check No. / Payment ID	Payee Name / Customer Name	Invoice No. / Account Number	Amount Paid
<b>BANK: D - M &amp; 0 GENERAL FUND CHECKING</b>			
<b>DEPOSIT: 2,730</b>		<b>DATE: 01/14/20</b>	
1843	(ONETIMECUST)	Check Invoice : 005711	\$20.00 \$20.00
CHECK # 1843 TOTAL:			\$20.00 ✓
DEPOSIT 2,730 TOTAL:			\$120.00
<b>DEPOSIT: 2,731</b> <b>DATE: 01/15/20</b>			
3554	WindmillBoat/inv 5676/ck 3554 (ONETIMECUST)	Check Invoice : 005676	\$20.00 \$20.00
CHECK # 3554 TOTAL:			\$20.00 ✓
11864	SunWestDental/inv 5677/11864 (ONETIMECUST)	Check Invoice : 005677	\$20.00 \$20.00
CHECK # 11864 TOTAL:			\$20.00 ✓
339	GaneshFood/inv 5678/339 (ONETIMECUST)	Check Invoice : 005678	\$20.00 \$20.00
CHECK # 339 TOTAL:			\$20.00 ✓
1781	OK Corral/inv 5626/ck 1781 (ONETIMECUST) (ONETIMECUST)	Check Invoice : 005626 Invoice : 005626	\$520.00 \$400.00 \$120.00
CHECK # 1781 TOTAL:			\$520.00 ✓
629007960	J Kevin/inv 5670/629007690 John Kevin (KEVINJO)	Check Invoice : 005713	\$276.10 \$276.10
CHECK # 629007960 TOTAL:			\$276.10 ✓
210566	PSPRS/inv 5634/210566 Public Safety Retirement Sys. (PSPRS/COBRA) Public Safety Retirement Sys. (PSPRS/COBRA) Public Safety Retirement Sys. (PSPRS/COBRA)	Check Invoice : 005634 Invoice : 005634 Invoice : 005634	\$663.51 \$260.00 \$143.51 \$260.00
CHECK # 210566 TOTAL:			\$663.51 ✓
4110	P Bourgeois/inv 5633/ck 4110 Paul Bourgeois (BOUP)	Check Invoice : 005633	\$1,271.58 \$1,271.58
CHECK # 4110 TOTAL:			\$1,271.58 ✓
40765	Superior FD/inv 5653/40765 Superior Fire Department (SUPFD) Superior Fire Department (SUPFD) Superior Fire Department (SUPFD) Superior Fire Department (SUPFD) Superior Fire Department (SUPFD) Superior Fire Department (SUPFD) Superior Fire Department (SUPFD)	Check Invoice : 005653 Invoice : 005653 invoice : 005653 Invoice : 005653 Invoice : 005653 Invoice : 005653 Invoice : 005653	\$580.84 \$438.00 \$5.31 \$17.69 \$28.83 \$38.12 \$47.76 \$5.13
CHECK # 40765 TOTAL:			\$580.84 ✓
9520326	AZForestry/5674,5362/9520326 AZ Department of Forestry (AZFORFM) AZ Department of Forestry (AZFORFM) AZ Department of Forestry (AZFORFM) AZ Department of Forestry (AZFORFM)	Check Invoice : 005362 Invoice : 005674 Invoice : 005362 Invoice : 005674	\$5,217.00 \$600.00 \$3,390.00 \$312.00 \$915.00
CHECK # 9520326 TOTAL:			\$5,217.00 ✓
DEPOSIT 2,731 TOTAL:			\$8,589.03
<b>DEPOSIT: 2,732</b> <b>DATE: 01/16/20</b>			
69428059	AZ Forestry/inv 5695/CC (ONETIMECUST)	Credit Card Invoice : 005695	\$340.00 \$340.00
CREDIT CARD # 69428059 TOTAL:			\$340.00 ✓
69427549	AZ Forestry/inv 5694/CC (ONETIMECUST)	Credit Card Invoice : 005694	\$68.00 \$68.00

**Superstition Fire & Medical District**

AR Payment Register (Detail)

Bank ID: Equal To D

Check No. / Payment ID	Payee Name / Customer Name	Invoice No. / Account Number	Amount Paid
<b>BANK: D - M &amp; 0 GENERAL FUND CHECKING</b>			
<b>DEPOSIT: 2,732</b>	<b>DATE: 01/16/20</b>		<b>(CONTINUED)</b>
		CREDIT CARD # 69427549 TOTAL:	\$68.00 ✓
69316806	Cambria Catlin Child Care/5669 (ONETIMECUST)	Credit Card Invoice : 005669	\$100.00 \$100.00
		CREDIT CARD # 69316806 TOTAL:	\$100.00 ✓
69428692	J Stocco-EZEE Tow/5698/CC (ONETIMECUST)	Credit Card Invoice : 005698	\$20.00 \$20.00 ✓
		CREDIT CARD # 69428692 TOTAL:	\$20.00 ✓
		<b>DEPOSIT 2,732 TOTAL:</b>	<b>\$528.00</b>
<b>DEPOSIT: 2,733</b>			
<b>9583</b>	<b>DATE: 01/15/20</b>		
	(ONETIMECUST)	Check Invoice : 005715	\$20.00 \$20.00
		CHECK # 9583 TOTAL:	\$20.00 ✓
		<b>DEPOSIT 2,733 TOTAL:</b>	<b>\$20.00</b>
<b>DEPOSIT: 2,734</b>			
<b>1649</b>	<b>DATE: 01/23/20</b>		
	(ONETIMECUST)	Check Invoice : 005729	\$20.00 \$20.00
		CHECK # 1649 TOTAL:	\$20.00 ✓
011321	(ONETIMECUST)	Check Invoice : 005730	\$20.00 \$20.00
		CHECK # 011321 TOTAL:	\$20.00 ✓
1183	(ONETIMECUST)	Check Invoice : 005731	\$20.00 \$20.00
		CHECK # 1183 TOTAL:	\$20.00 ✓
5249	(ONETIMECUST)	Check Invoice : 005732	\$20.00 \$20.00
		CHECK # 5249 TOTAL:	\$20.00 ✓
4188857	(ONETIMECUST)	Check Invoice : 005733	\$20.00 \$20.00
		CHECK # 4188857 TOTAL:	\$20.00 ✓
		<b>DEPOSIT 2,734 TOTAL:</b>	<b>\$100.00</b>
<b>DEPOSIT: 2,735</b>			
<b>69683055</b>	<b>DATE: 01/23/20</b>		
	J Zimmer-PandanumCons/5718/cc (ONETIMECUST)	Credit Card Invoice : 005718	\$20.00 \$20.00
		CREDIT CARD # 69683055 TOTAL:	\$20.00 ✓
69831961	NationalFire-Montesa/5700/cc (ONETIMECUST) (ONETIMECUST)	Credit Card Invoice : 005700 Invoice : 005700	\$200.00 \$100.00 \$100.00
		CREDIT CARD # 69831961 TOTAL:	\$200.00 ✓
69803553	L Rivera-FredLoyalns/5726/cc (ONETIMECUST)	Credit Card Invoice : 005726	\$20.00 \$20.00
		CREDIT CARD # 69803553 TOTAL:	\$20.00 ✓
		<b>DEPOSIT 2,735 TOTAL:</b>	<b>\$240.00</b>
<b>DEPOSIT: 2,736</b>			
<b>1057</b>	<b>DATE: 01/27/20</b>		
	(ONETIMECUST)	Check Invoice : 005734	\$20.00 \$20.00

AR Payment Register (Detail)

Bank ID: Equal To D

Check No. / Payment ID	Payee Name / Customer Name	Invoice No. / Account Number	Amount Paid
BANK: D - M & O GENERAL FUND CHECKING			(CONTINUED)
DEPOSIT: 2,736 DATE: 01/27/20			CHECK # 1057 TOTAL: \$20.00 ✓
			DEPOSIT 2,736 TOTAL: \$20.00
DEPOSIT: 2,739 DATE: 01/29/20			
7286	MtnViewAuto/inv 5530/ck 7286 (ONETIMECUST)	Check Invoice : 005530	\$100.00 \$100.00
			CHECK # 7286 TOTAL: \$100.00 ✓
2402	Stick Eng/inv 5555/ck 2402 (ONETIMECUST)	Check Invoice : 005555	\$100.00 \$100.00
			CHECK # 2402 TOTAL: \$100.00 ✓
761001781	GCrvResort/inv 5600/761001781 (ONETIMECUST)	Check Invoice : 005600	\$100.00 \$100.00
			CHECK # 761001781 TOTAL: \$100.00 ✓
1969007156	PalmshMP/inv 5691/1969007156 (ONETIMECUST)	Check Invoice : 005691	\$100.00 \$100.00
			CHECK # 1969007156 TOTAL: \$100.00 ✓
1969007152	WhiteSandMHP/5590/1969007152 (ONETIMECUST)	Check Invoice : 005690	\$100.00 \$100.00
			CHECK # 1969007152 TOTAL: \$100.00 ✓
10412	SunbeltDrilling/inv 5708/10412 (ONETIMECUST)	Check Invoice : 005708	\$100.00 \$100.00
			CHECK # 10412 TOTAL: \$100.00 ✓
113870	McNeil & Co/inv 5705/ck 113870 McNeil & Company (MCNECO)	Check Invoice : 005705	\$50.00 \$50.00
			CHECK # 113870 TOTAL: \$50.00 ✓
20218	AntennaSites/inv 5725/ck 20218 Antenna Sites, Inc. (ANTSIT)	Check Invoice : 005725	\$731.72 \$731.72
			CHECK # 20218 TOTAL: \$731.72 ✓
3757	John'sAuto/inv 5554/ck 3757 (ONETIMECUST)	Check Invoice : 005554	\$100.00 \$100.00
			CHECK # 3757 TOTAL: \$100.00 ✓
			DEPOSIT 2,739 TOTAL: \$1,481.72
DEPOSIT: 2,740 DATE: 01/30/20			
69938978	D Craig-AJ Barber/inv 5727/CC (ONETIMECUST)	Credit Card Invoice : 005727	\$20.00 \$20.00
			CREDIT CARD # 69938978 TOTAL: \$20.00 ✓
6025923674	G Richardson-Phx Cards/5735/CC (ONETIMECUST)	Credit Card Invoice : 005735	\$20.00 \$20.00
			CREDIT CARD # 6025923674 TOTAL: \$20.00 ✓
			DEPOSIT 2,740 TOTAL: \$40.00
DEPOSIT: 2,741 DATE: 01/28/20			
1137	(ONETIMECUST)	Check Invoice : 005736	Ⓝ \$20.00 \$20.00
			CHECK # 1137 TOTAL: \$20.00
2648	(ONETIMECUST)	Check Invoice : 005737	Ⓝ \$20.00 \$20.00
			CHECK # 2648 TOTAL: \$20.00

in transit

AR Payment Register (Detail)

Bank ID: Equal To D

Check No. / Payment ID      Payee Name / Customer Name      Invoice No. / Account Number      Amount Paid

BANK: D - M & O GENERAL FUND CHECKING

DEPOSIT 2,741 TOTAL: \$40.00

DEPOSIT: 2,742      DATE: 01/29/20  
9614

(ONETIMECUST)

Check N      \$20.00  
Invoice : 005738      \$20.00

CHECK # 9614 TOTAL: \$20.00 *in*

30437

(ONETIMECUST)

Check N      \$20.00  
Invoice : 005741      \$20.00 *transit*

CHECK # 30437 TOTAL: \$20.00

DEPOSIT 2,742 TOTAL: \$40.00

TOTAL FOR BANK ID: D      \$11,658.75

GRAND TOTAL OF ALL CHECKS: \$10,650.75

GRAND TOTAL OF ALL CREDIT CARDS: \$988.00

GRAND TOTAL OF ALL CASH: \$20.00

GRAND TOTAL OF ALL EFT: \$0.00

GRAND TOTAL OF ALL PAYMENTS: \$11,658.75

GRAND TOTAL OF ALL ADJUSTMENTS: \$0.00

COMBINED TOTAL: \$11,658.75

0 • C

$$\begin{array}{r}
 11,658.75 \quad + \\
 \left. \begin{array}{r}
 20.00 \quad - \\
 20.00 \quad - \\
 20.00 \quad - \\
 20.00 \quad -
 \end{array} \right\} \#80.00 \text{ (N)} \\
 11,578.75 \quad * \quad \text{E-2}
 \end{array}$$
*Jan in transit*





Control No.

342599

# Pinal County Treasurer Pending Treasurer Receipt

<b>Treasurer's Office Use</b>  Receipt No.: _____  Posted By: _____
---

Receipt Date: 1/16/2020    Cash: \$0.00    Submitted By: JenniferBurke1  
 Total Amount: \$528.00    Check: \$0.00    Department: Superstition Fire & Medical District  
                                  Wire/Direct Deposit: \$528.00  
                                  Credit Card: \$0.00

GL	Source	Cost	Object	Subsid	Subled	Type	Notes	Amount
6116421001	73160.0						WIRED MONEY TO GENERAL FUND	\$528.00

E-3



Control No.

342839

# Pinal County Treasurer Pending Treasurer Receipt

<b>Treasurer's Office Use</b> Receipt No.: _____ Posted By: _____
---

Receipt Date: 1/23/2020    Cash: \$0.00    Submitted By: JenniferBurke1  
 Total Amount: \$240.00    Check: \$0.00    Department: Superstition Fire & Medical District  
                                  Wire/Direct Deposit: \$240.00  
                                  Credit Card: \$0.00

GL	Source	Cost	Object	Subsid	Subled	Type	Notes	Amount
6116421001	73160.0						WIRED MONEY TO GENERAL FUND	\$240.00

E-4



# Pinal County Treasurer

## Pending Treasurer Receipt


Control No. 343138

Treasurer's Office Use
Receipt No.: _____
Posted By: _____

Receipt Date: 1/30/2020      Cash: \$0.00      Submitted By: JenniferBurke1  
 Total Amount: \$40.00      Check: \$0.00      Department: Superstition Fire & Medical District  
                                  Wire/Direct Deposit: \$40.00  
                                  Credit Card: \$0.00

GL	Source	Cost	Object	Subsid	Subled	Type	Notes	Amount
6116421001	73160.0						WIRED MONEY TO GENERAL FUND	\$40.00

2-5



# TREASURER AGENCY SERVICES

PINAL COUNTY  
COUNTY CLERK

---

Jennifer Burke
Superstition Fire & Medical District
Home
Contact Us
Help
Logout

**Inquiry** ▲

GL Accounts

GL Transactions

Warrant Search

Treasurer Receipts

**Warrant Maintenance** ▲

Warrant Accounts

Add New Warrant

Bulk Upload Warrants

**Fund Transfers** ▲

Fund Transfer

Bulk Upload Transfers

Treasurer Receipts ▲

Add New Receipt

Upload Receipt File

**Reports** ▲

Monthly Statement

Tax Distribution

Top 50 Tax Payers

Authority Assessments

Authority Tax Payments

Warrants Over 1 Year

School Summary

LOC Advances Summary

Tax Adjustments by Auth

**Profile** ▲

My Profile

## General Ledger Transactions

**Advanced Search**

GL Account:  Notes:

Source Code:

Post Date Range:  to  Amount Range:  to

Source Category: Income  Transfers Credit  Transfers Debit  Disbursements

GL	Post Date	SC	Notes	Doc	Doc Ref	Amount
6116421001	1/29/2020	73750.0	SCBA OT Rcls	TR		\$678.48
						<b>\$678.48</b>

Page  of 1   
1 - 1 of 1 items

[GL Account Details](#)

Using a modern browser ensures the best user experience on this website.  
 You can check your browser is up to date by clicking [Browser Compatibility Check](#).

Superstition Fire & Medical District  
GL Account Ledger - Detail By Period  
1/1/2020 through 1/31/2020

Batch	Journal	Entry #	Date	Job	Document	Description	Debits	Credits	Balance
100-10-10150-10									( <u>\$5,874,915.05</u> )
17301	PR	767248	01/10/20		18199 - 43007	Payroll All Freq 1/5/2020	-	430,026.20	(6,304,941.25)
17303	J	767317	01/10/20		JE0102	Paydate 011020 Rcls	-	62,031.91	(6,366,973.16)
17303	J	767324	01/10/20		JE0102	Paydate 011020 Rcls	-	8,845.30	(6,375,818.46)
17331	PR	768118	01/24/20		18204 - 43134	Payroll All Freq 1/19/2020	-	387,685.49	(6,763,503.95)
17332	J	768188	01/24/20		JE0105	Paydate 012420 Rcls	-	53,451.28	(6,816,955.23)
17332	J	768195	01/24/20		JE0105	Paydate 012420 Rcls	-	8,695.30	(6,825,650.53)
17334	J	768237	01/31/20		JE0107	Jan 2020 SCBA OT Rcls	678.48	-	(6,824,972.05)
PAYROLL ACCOUNT TOTALS:							\$678.48	\$950,735.48	( <u>\$6,824,972.05</u> )
TOTAL OF LEDGER:							\$678.48	\$950,735.48	( <u>\$6,824,972.05</u> )

(H)

# Commercial Checking Acct Public Funds

Account number: 4121535058 ■ January 1, 2020 - January 31, 2020 ■ Page 1 of 2

WELLS  
FARGO

SUPERSTITION FIRE & MEDICAL DISTRICT  
PAYROLL CLEARING ACCT  
565 N IDAHO RD  
APACHE JUNCTION AZ 85119-4014

## Questions?

Call your Customer Service Officer or Client Services  
**1-800-AT WELLS** (1-800-289-3557)  
5:00 AM TO 6:00 PM Pacific Time Monday - Friday

Online: [wellsfargo.com](http://wellsfargo.com)

Write: Wells Fargo Bank, N.A. (182)  
PO Box 63020  
San Francisco, CA 94163

## Account summary

### Commercial Checking Acct Public Funds

Account number	Beginning balance	Total credits	Total debits	Ending balance
4121535058	\$100.00	\$835,077.47	-\$835,077.47	\$100.00

## Credits

### Electronic deposits/bank credits

Effective date	Posted date	Amount	Transaction detail
	01/08	438,996.53	WT Seq110069 Pinal County /Org=Pinal County Treasurer Srf# Gw00000030415982 Trn#200108110069 Rfb# 6894
	01/23	396,080.94	WT Seq#84165 Pinal County /Org=Pinal County Treasurer Srf# Gw00000030754733 Trn#200123084165 Rfb# 6904
		<b>\$835,077.47</b>	<b>Total electronic deposits/bank credits</b>
		<b>\$835,077.47</b>	<b>Total credits</b>

## Debits

### Electronic debits/bank debits

Effective date	Posted date	Amount	Transaction detail
	01/10	265,030.60	ACH Origination - Superstition Fir - File 1860311208 Coid 1860311208
	01/10	46,544.78	ACH Origination - Superstition Fir - File 1860311208 Coid 1860311208
	01/10	34,197.50	ACH Origination - Superstition Fir - File 1860311208 Coid 1860311208
	01/10	5,821.03	ACH Origination - Superstition Fir - File 1860311208 Coid 1860311208
	01/10	10,484.16	Healthequity Inc Healthequi 09 Jan 82581 Superstition Fire & ME
	01/10	64,674.35	< Business to Business ACH Debit - IRS Usatxpymt 011020 220041013045807 Superstition Fire & ME
	01/10	12,244.11	< Business to Business ACH Debit - AZ Dept of Rev Ccddir.Dbt xxxxx3092 Superstition Fire & ME
	01/24	237,264.17	ACH Origination - Superstition Fir - File 1860311208 Coid 1860311208
	01/24	45,214.60	ACH Origination - Superstition Fir - File 1860311208 Coid 1860311208
	01/24	31,329.16	ACH Origination - Superstition Fir - File 1860311208 Coid 1860311208



**Electronic debits/bank debits** (continued)

Effective date	Posted date	Amount	Transaction detail
	01/24	5,784.60	ACH Origination - Superstition Fir - File 1860311208 Coid 1860311208
	01/24	10,334.16	Healthequity Inc Healthequi 23 Jan 82581 Superstition Fire & ME
	01/24	55,295.60	< Business to Business ACH Debit - IRS Usataxpymt 012420 220042413352142 Superstition Fire & ME
	01/24	10,858.65	< Business to Business ACH Debit - AZ Dept of Rev Ccddir.Dbt xxxxx3092 Superstition Fire & ME
		<b>\$835,077.47</b>	<b>Total electronic debits/bank debits</b>
		<b>\$835,077.47</b>	<b>Total debits</b>

< **Business to Business ACH:** If this is a business account, this transaction has a return time frame of one business day from post date. This time frame does not apply to consumer accounts.

**Daily ledger balance summary**

Date	Balance	Date	Balance	Date	Balance
12/31	100.00	01/10	100.00	01/24	100.00
01/08	439,096.53	01/23	396,180.94		
<b>Average daily ledger balance</b>		<b>\$41,199.16</b>			

**Superstition Fire & Medical District**

**Balance Sheet**

As of 1/31/2020

FUND: (100) General Fund

**Assets**

**Current Assets**

Fund Cash - General (M&O)  
Payroll Account  
Petty Cash - Accounting  
Due From other funds  
Total Current Assets

\$9,985,999.69  
(6,824,972.05)  
100.00  
1,358,481.09

(P)  
\$ 3,161,127.64

\$4,519,608.73

**Total Assets**

\$4,519,608.73

**Liabilities and Equity**

**Current Liabilities**

Sales Tax Payable  
Disability Insurance-Voluntary Long Term  
Life Insurance - Voluntary Supplemental  
Total Current Liabilities

\$63.08  
(2,747.55)  
(1,779.95)  
(1,779.95)

\$(4,464.42)

**Total Liabilities**

\$(4,464.42)

**Equity**

Fund Balance - General Fund  
Current Year Profit/Loss  
Total Equity

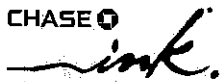
\$2,948,224.26  
1,575,848.89  
4,524,073.15

4,524,073.15

**Total Liabilities and Equity**

\$4,519,608.73





Manage your account online:  
[www.chase.com/ink](http://www.chase.com/ink)

Customer Service:  
1-800-945-2028

Mobile: Download the  
Chase Mobile® app today

February 2020						
S	M	T	W	T	F	S
28	27	26	25	24	23	22
2	3	4	5	6	7	8
9	10	11	12	13	14	15
16	17	18	19	20	21	22
23	24	25	26	27	28	29
1	2	3	4	5	6	7

New Balance  
**\$10,971.17**  
Minimum Payment Due  
**\$109.00**  
Payment Due Date  
**02/04/20**

**Late Payment Warning:** If we do not receive your minimum payment by the due date, you may have to pay up to a \$39 late fee.  
**Minimum Payment Warning:** Enroll in Auto-Pay and avoid missing a payment. To enroll, call the number on the back of your card or go to the web site listed above.

### ACCOUNT SUMMARY

DATE	DESCRIPTION	AMOUNT	BALANCE
01/31/20	STATEMENT CLOSING BALANCE		\$10,971.17
02/01/20	MINIMUM PAYMENT	\$109.00	\$10,862.17
02/04/20	PAYMENT DUE DATE		\$10,862.17

100F @  
\$5,585<sup>37</sup>

VENDOR # Chasem  
ACCOUNT # \_\_\_\_\_  
APPROVAL \_\_\_\_\_  
DATE PAID 11/1/20  
WARRANT # \_\_\_\_\_  
09557

0000001 F1633339 C 1 Y 9 10 20/01/10 Page 1 of 3 06630 MA DA 88065 01010000610008608501



P.O. BOX 15123  
WILMINGTON, DE 19850-5123  
For Undeliverable Mail Only

Get updates on the go  
Log on to [chase.com/alerts](http://chase.com/alerts)

42463152523264810001090001097117000000006

Payment Due Date: 02/04/20  
New Balance: \$10,971.17  
Minimum Payment: \$109.00

Account number: 4246 3152 5232 6481

88085 BEX 9 01020 C  
ROGER WOOD  
SUPERSTITION FIRE  
565 N IDAHO RD  
APACHE JUNCTION AZ 85119-4014

\$ \_\_\_\_\_ Amount Enclosed  
Make/Mail to Chase Card Services at the address below:

CARDMEMBER SERVICE  
PO BOX 6294  
CAROL STREAM IL 60197-6294

500016028 15952523264815

ACCOUNT ACTIVITY

Date of Transaction	Merchant Name or Transaction Description	\$ Amount
12/23	Payment ThankYou Image Check	-1,678.60
12/23	Payment ThankYou Image Check	-5,668.64
12/23	Payment ThankYou Image Check	-5,835.09
12/10	OFFICEMAX/DEPOT 6678 APACHE JUNCTI AZ 100F 18114 \$138.50	207.76 150F 18115 \$69.06
01/07	PNP AZ DOR TAXFEE info@pointand Mi 100F 18190 \$98	12.14 150F 18191 \$35.00 400F 18192 \$75.00
01/07	AZ DEPT OF REVENUE TMACCONNEL@AZ AZ 100F 18190 \$42.15	516.68 150F 18191 \$152.00 400F 18192 \$368.45
	ROGER WOOD TRANSACTIONS THIS CYCLE (CARD 6481) \$12445.75- INCLUDING PAYMENTS RECEIVED	
12/31	OFFICEMAX/DEPOT 6678 APACHE JUNCTI AZ 100F 18174 \$51.14	76.71 150F 2557 18175
01/02	CIRCLE K # 03444 APACHE JUNCTI AZ MIKE FARBER TRANSACTIONS THIS CYCLE (CARD 6523) \$176.71	100.00 100F 18211
01/01	JONES & BARTLETT LEARNING 8008320034 MA 18165	685.50 100F
01/02	AMZN Mktp US*9G2BC2A63 Amzn.com/bill WA 18165	55.31 100F
12/31	WORLDPOINT ECC INCORPORAT 847-4653200 IL 18165	27.50 100F
01/03	AMZN Mktp US*Q06EZ56K3 Amzn.com/bill WA 18165	236.50 100F
01/08	ELEARNING AMERICAN HEART 888-242-8883 TX KELLY BARTZ TRANSACTIONS THIS CYCLE (CARD 6598) \$1514.81	510.00 100F 18207
01/05	WM SUPERCENTER #1381 APACHE JUNCTI AZ BRETT BROMAN TRANSACTIONS THIS CYCLE (CARD 6630) \$93.91	93.91 100F 18167
12/17	Amazon.com*O10CU1TP3 Amzn.com/bill WA 18132	133.63 100F
12/20	AZ FIRE DIST ASSN 480-496-4331 AZ 18219	400.00 100F
12/19	AZ FIRE DIST ASSN 480-496-4331 AZ 18220	1,200.00 100F
12/20	GRAMMARLY COQ6R00GN GRAMMARLY.COM CA 100F 18147 \$300.00	450.00 150F 18148 \$150.00
12/20	AQUARIUS RESERVATIONS 8886625825 NV 18233	47.25 100F
12/20	AQUARIUS RESERVATIONS 8886625825 NV 18233	47.25 100F
12/20	AQUARIUS RESERVATIONS 8886625825 NV 18233	47.25 100F
12/20	AQUARIUS RESERVATIONS 8886625825 NV 18233	47.25 100F
12/20	AQUARIUS RESERVATIONS 8886625825 NV 18233	47.25 100F
12/20	AQUARIUS RESERVATIONS 8886625825 NV 18233	47.25 100F
12/20	AQUARIUS RESERVATIONS 8886625825 NV 18233	47.25 100F
12/20	AQUARIUS RESERVATIONS 8886625825 NV 18233	47.25 100F
12/20	AQUARIUS RESERVATIONS 8886625825 NV 18233	47.25 100F
	ANNA BUTEL TRANSACTIONS THIS CYCLE (CARD 6855) \$2561.83	
12/11	AMZN Mktp US*8380Y7BA3 Amzn.com/bill WA 100F 18167 \$110.00	23.31 150F 18168 \$110.00
12/11	AZ VEHICLE EMISSIONS PHOENIX AZ 18167	16.00 100F
12/17	WWW COSTCO COM 800-955-2292 WA 100F 18167 \$915.00	1,372.78 150F 18168 \$457.00
12/17	AMZN Mktp US*JZ6M45RK3 Amzn.com/bill WA 18168	1,383.82 150F
01/03	AMZN Mktp US*LT10X67D3 Amzn.com/bill WA 18167	29.57 100F
01/07	AMZN Mktp US*9E5QW1963 Amzn.com/bill WA 100F 18167 \$112.00	224.44 150F 18168 \$112.00
01/07	OFFICE DEPOT #1079 800-463-3768 TX 18167	10.54 100F
01/07	OFFICE DEPOT #5101 800-463-3768 AZ 18167	38.95 100F
	VAUGHN CROSFAR TRANSACTIONS THIS CYCLE (CARD 0687) \$3089.41	
12/19	ONE BEAT CPR LEARNING 855-963-2328 FL 18146	1,345.00 400F
12/31	ONE BEAT CPR LEARNING 855-963-2328 FL 18199	1,345.00 400F
01/06	OFFICEMAX/DEPOT 6678 APACHE JUNCTI AZ 18195	68.12 100F
01/07	PAYPAL *DPCA 402-935-7733 AZ TINA GEROLA TRANSACTIONS THIS CYCLE (CARD 6473) \$2788.12	30.00 100F 18196

2020 Totals Year-to-Date	
Total fees charged in 2020	\$0.00
Total interest charged in 2020	\$0.00

Year-to-date totals do not reflect any fee or interest refunds you may have received.

# Superstition Fire & Medical District Monthly Pinal County Treasurer's Bank Account Reconciliation

## 150 General Fund

### Reconciliation References:

- A Beginning bank balance
- B Interest Income
- C Current month's deposits
- D Current month's revenue transfer to the 100 Fund
- E Current month's Accounts Payable disbursements
- F Current month's Payroll disbursements
- G Current month's bank ending balance
- H Accounts Payable checks outstanding at month-end
- I Electronic / ACH clearing bank account balance at month-end
- J Lockbox bank account balance at month-end
- K Cash Balance per G/L Balance Sheet
- L Chase MasterCard credit card payment – warrant #1130003609 (paid 1/15/2020)



**Superstition Fire & Medical District  
Ground Transport (Fund 150) Cash Reconciliation  
Fiscal Year 2019 - 2020  
1/31/2020**

	Deposits (Cash Receipts)	Cash Disbursements	Book Balance
Book Balance as of: 1/1/2020			\$370,810.63 (A)
<u>Activity During the Month</u>			
Journal Entries:			
Interest Income (Expense):	344.63		344.63 (B)
Deposits	268,566.68		268,566.68 (C)
Revenue Transfer		(678.48)	(678.48) (D)
Cash Disbursements			
A) Accounts Payable		(104,423.61)	(104,423.61) (E)
B) Payroll Account		(135,439.20)	(135,439.20) (F)
C) Transfer In / Out			-
	\$268,911.31	(240,541.29)	\$399,180.65
<u>Pinal County Bank Balance</u>			
Ending Bank Balance as of: 1/31/2020	Balance from YTD Column		\$ 426,620.32 (G)
Less: Outstanding Warrants	Check # A/P Payroll	(67,763.63)	(67,763.63) (H)
Less: Transfer in transit			-
			\$ 358,856.69
	Cash Balance in Payroll Clearing Account		\$ - (I)
	Cash Balance in Electronic / ACH Clearing Account		\$ 5,643.99 (J)
	Cash Balance in LockBox		\$ 5,277.09 (S)
			\$ 369,777.77
Prepared by: <u><i>Spencer K. Bucke 2/3/2020</i></u>			Balance per B/S \$ 369,777.77 (K)
Reviewed by: <u><i>Roger Wood 2/4/2020</i></u>			Difference \$ -



Pinal County Treasurer

Monthly Statement

Date Range: 1/1/2020 to 1/31/2020

Account	Period	YTD	
<b>6116421002</b>	<b>Superstition FMD Ground Transport Fund</b>		
Begin Balance:	(A) 370,810.63	186,699.32	
Income:	268,232.83	1,832,748.22	
LOC Advance:	.00	.00	
Expense:	(212,423.14)	(1,592,827.22)	LOC: .00
LOC Payments:	.00	.00	Warrants Outstanding: (67,763.63)
Cash Balance:	(G) 426,620.32	426,620.32	End: 358,856.69

Monthly Statement Summary

Source Code	Description	MTDAmount	YTDAmount
<b>6116421002</b>	<b>Superstition FMD Ground Transport Fund</b>	<b>Beginning Balance:</b> 370,810.63	186,699.32
21100.40	Wells Fargo Bank Investment Interest	17.23	24.21
21100.41	Wells Fargo Repo Investment Interest	103.16	408.21
21100.43	Wells Fargo Trust Investment Interest	1.57	20.18
21100.46	Wells Fargo Investment Investment Interest	34.04	362.94
21100.55	Multi-Bank Securities Investment Interest	.00	159.83
21100.70	Vining Sparks Investment Interest	113.57	986.70
21100.80	Stifel Nicolaus & Company Investment Interest	75.06	297.36
73160.0	Deposits	268,566.68	1,824,978.26
73750.0	Revenue Transfer	(678.48)	5,510.53
90930.0	Warrants Redeemed	(104,423.61)	(816,350.71)
91220.0	Disbursed by County Treasurer	(107,999.53)	(776,476.51)
	<b>Ending Balance:</b>	<b>426,620.32</b>	<b>426,620.32</b>

Monthly Statement Detail

Date	Notes	Doc #	Amount	C/D
<b>6116421002 Superstition FMD Ground Transport Fund</b>			<b>Beginning Balance: 370,810.63</b>	
21100.40	Wells Fargo Bank Investment Interest		Source Code Total: 17.23	
01/02	Investment Interest	0	17.23	C
21100.41	Wells Fargo Repo Investment Interest		Source Code Total: 103.16	
01/02	Investment Interest	0	58.34	C
01/22	Investment Interest	0	44.82	C
21100.43	Wells Fargo Trust Investment Interest		Source Code Total: 1.57	
01/03	Investment Interest	0	1.57	C
21100.46	Wells Fargo Investment Investment Interest		Source Code Total: 34.04	
01/07	Investment Interest	0	5.59	C
01/08	Investment Interest	0	1.46	C
01/16	Investment Interest	0	13.81	C
01/30	Investment Interest	0	13.18	C
21100.70	Vining Sparks Investment Interest		Source Code Total: 113.57	
01/06	Investment Interest	0	18.38	C
01/10	Investment Interest	0	26.47	C
01/14	Investment Interest	0	18.69	C
01/17	Investment Interest	0	17.14	C
01/21	Investment Interest	0	5.70	C
01/27	Investment Interest	0	14.60	C
01/27	Investment Interest	0	12.59	C
21100.80	Stifel Nicolaus & Company Investment Interest		Source Code Total: 75.06	
01/13	Investment Interest	0	11.43	C
01/22	Investment Interest	0	29.51	C
01/28	Investment Interest	0	20.69	C
01/29	Investment Interest	0	13.43	C
73160.0	Deposits		Source Code Total: 268,566.68	



Pinal County Treasurer

Monthly Statement

Date Range: 1/1/2020 to 1/31/2020

01/09	WIRED MONEY TO GROUND TRANSPORT FUND	0	69,030.00	C
01/16	WIRED MONEY TO GROUND TRANSPORT FUND	0	81,877.00	C
01/23	WIRED MONEY TO GROUND TRANSPORT FUND	0	55,630.00	C
01/29	150.20.62140.20 McNeil&Co/inv 5704/ck 113871	0	280.48	C
01/29	150.10.42180.10 Prof Credit/inv 5717/ck 116506	0	2,834.20	C
01/30	WIRED MONEY TO GROUND TRANSPORT FUND	0	58,915.00	C
73750.0 Revenue Transfer			Source Code Total: (678.48)	
01/29	SCBA OT Rcls	0	(678.48)	C
90930.0 Warrants Redeemed			Source Code Total: (104,423.61)	
01/02	Paid Warrants	0	(3,326.11)	D
01/03	Paid Warrants	0	(378.02)	D
01/06	Paid Warrants	0	(13,372.24)	D
01/07	Paid Warrants	0	(4,463.09)	D
01/08	Paid Warrants	0	(395.69)	D
01/09	Paid Warrants	0	(11,625.38)	D
01/10	Paid Warrants	0	(17.32)	D
01/13	Paid Warrants	0	(782.07)	D
01/14	Paid Warrants	0	(16,719.43)	D
01/15	Paid Warrants	0	(2,704.02)	D
01/16	Paid Warrants	0	(1,029.16)	D
01/17	Paid Warrants	0	(1,163.32)	D
01/22	Paid Warrants	0	(9,562.51)	D
01/23	Paid Warrants	0	(16,753.08)	D
01/24	Paid Warrants	0	(3,360.51)	D
01/27	Paid Warrants	0	(150.86)	D
01/28	Paid Warrants	0	(2,185.05)	D
01/29	Paid Warrants	0	(14,841.27)	D
01/30	Paid Warrants	0	(1,584.48)	D
01/31	Paid Warrants	0	(10.00)	D
91220.0 Disbursed by County Treasurer			Source Code Total: (107,999.53)	
01/08	Ambulatory Emp Payroll Direct deposit	0	(34,197.50)	D
01/08	District Fed & State P/R Taxes	0	(14,886.55)	D
01/08	District 457, union dues, pac	0	(7,459.89)	D
01/23	Ambulatory Emp Payroll Direct Deposit	0	(31,329.16)	D
01/23	District Federal & State P/R Taxes	0	(12,702.97)	D
01/23	District 457, Union Dues, pac	0	(7,423.46)	D
6116421002 Superstition FMD Ground Transport Fund			<b>Ending Balance: 426,620.32</b>	

Warrant Detail

Payee Name	Warrant	Amount	Issue Dt	Status Dt	Voucher
<b>6116421002 Superstition FMD Ground Transport Fund</b>					Account Total: 172,522.98
Fund: 1130					Fund Total: 133,274.36
Status: OUTS					Status Total: 67,763.63 (H)
MYRA L WOLFF	1130003233	103.61	08/07/19	08/07/19	
STANDARD INSURANCE COMPANY	1130003327	794.24	09/11/19	09/11/19	
CADWELL IRREVOCABLE TRUST III	1130003493	137.59	11/20/19	11/21/19	
GRAEME BINCH	1130003562	92.28	12/18/19	12/18/19	
APACHE JUNCTION UNIFIED	1130003605	1,319.56	01/15/20	01/15/20	
RYAN THOMPSON	1130003621	1,544.91	01/15/20	01/15/20	
THOMAS L GRUWELL	1130003623	42.76	01/15/20	01/15/20	
SUSAN F ANDERSON	1130003624	96.06	01/15/20	01/15/20	
STEWART HEALTH CHOICE ARIZONA	1130003625	353.70	01/15/20	01/15/20	
ARIZONA PHYSICIANS IPA INC	1130003626	100.13	01/15/20	01/15/20	
BELTON HODGES	1130003627	96.81	01/15/20	01/15/20	
ROBERT L NELSON	1130003628	89.41	01/15/20	01/15/20	
JOSEPH F AKIN SR	1130003631	102.70	01/15/20	01/15/20	
DALE MCCOY	1130003632	75.63	01/15/20	01/15/20	



Pinal County Treasurer

Monthly Statement

Date Range: 1/1/2020 to 1/31/2020

TOSHIBA BUSINESS SOLUTIONS,INC	1130003640	83.09	01/15/20	01/15/20
THE WORKING GROUP	1130003641	2,333.34	01/15/20	01/15/20
AA COOLING AND HEATING LLC	1130003645	459.98	01/28/20	01/28/20
AETNA BEHAVIORAL HEALTH, LLC	1130003646	222.72	01/28/20	01/28/20
WATER UTILITIES COMM FD DBA	1130003647	161.38	01/28/20	01/28/20
ARIZONA WATER COMPANY, INC.	1130003648	184.82	01/28/20	01/28/20
AT&T CORP	1130003649	408.92	01/28/20	01/28/20
BANNER GOLDFIELD MEDICAL CEN	1130003650	523.20	01/28/20	01/28/20
BANNER GATEWAY MEDICAL CENTER	1130003651	76.10	01/28/20	01/28/20
BANNER BAYWOOD MEDICAL CENTER	1130003652	136.60	01/28/20	01/28/20
BANNER OCCUPATIONAL HEALTH	1130003653	130.00	01/28/20	01/28/20
BOUND TREE MEDICAL LLC	1130003654	12,835.54	01/28/20	01/28/20
CAREFUSION 203, INC	1130003655	265.08	01/28/20	01/28/20
CITY OF APACHE JUNCTION	1130003656	1,844.27	01/28/20	01/28/20
CITY OF MESA	1130003657	13,019.84	01/28/20	01/28/20
CYMA SYSTEMS INC	1130003658	149.70	01/28/20	01/28/20
DELTA DENTAL OF ARIZONA	1130003659	988.46	01/28/20	01/28/20
DELTA DENTAL INSURANCE COMPANY	1130003660	80.37	01/28/20	01/28/20
BANNER DESERT MEDICAL CENTER	1130003661	86.30	01/28/20	01/28/20
GALLOWAY ASSET MANAGEMENT, LLC	1130003662	237.50	01/28/20	01/28/20
GINCO PLUMBING LLC	1130003663	83.33	01/28/20	01/28/20
LIBERTY WATER COMPANY, INC.	1130003664	51.74	01/28/20	01/28/20
HEALTHCARE MEDICAL WASTE, INC	1130003665	50.82	01/28/20	01/28/20
HENRY & HORNE, LLP	1130003666	4,000.00	01/28/20	01/28/20
MAGIC PEST CONTROL	1130003667	118.60	01/28/20	01/28/20
MEDLINE INDUSTRIES, INC.	1130003668	1,265.84	01/28/20	01/28/20
CADWELL IRREVOCABLE TRUST III	1130003669	137.59	01/28/20	01/28/20
REDBURN TIRE COMPANY, INC.	1130003670	1,900.21	01/28/20	01/28/20
RIGHT AWAY DISPOSAL, LLC	1130003671	100.82	01/28/20	01/28/20
STANDARD INSURANCE COMPANY	1130003672	747.20	01/28/20	01/28/20
SUPERSTITION SAFETY SERV, LLC	1130003673	32.99	01/28/20	01/28/20
TELEFLEX LLC	1130003674	1,231.10	01/28/20	01/28/20
MATLICK ENTERPRISES INC DBA	1130003675	216.15	01/28/20	01/28/20
UNIFIRST CORPORATION	1130003676	281.33	01/28/20	01/28/20
UNITED HEALTHCARE INSURANCE CO	1130003677	12,827.21	01/28/20	01/28/20
VISION SERVICE PLAN	1130003678	157.53	01/28/20	01/28/20
WAXIE'S ENTERPRISES, INC	1130003679	687.47	01/28/20	01/28/20
WELLS FARGO BARNK, N.A.	1130003680	4,697.10	01/28/20	01/28/20
Status: PAID				Status Total: 65,174.99
DANE VILLALOBOS	1130002923	83.79	04/10/19	01/28/20
APACHE JUNCTION UNIFIED	1130003470	1,720.59	11/20/19	01/02/20
FRANK THOMPSON	1130003486	80.00	11/20/19	01/16/20
APACHE JUNCTION UNIFIED	1130003529	1,265.45	12/11/19	01/02/20
CHAMBER OF COMMERCE	1130003544	125.00	12/18/19	01/06/20
WATER UTILITIES COMM FD DBA	1130003546	130.55	12/18/19	01/03/20
AZ DPS	1130003548	22.00	12/18/19	01/08/20
DELTA DENTAL INSURANCE COMPANY	1130003554	80.37	12/18/19	01/02/20
BEATRICE I ERICKSON	1130003558	50.00	12/18/19	01/03/20
WINGFIELD FAMILY LIVING TRUST	1130003559	109.20	12/18/19	01/08/20
VERNON KVERNUM	1130003560	111.31	12/18/19	01/02/20
KITTY E NESS	1130003561	115.39	12/18/19	01/02/20
PHOENIX TECHNOLOGY SOLUTIONS	1130003564	33.00	12/18/19	01/02/20
WATER UTILITIES COMM FD DBA	1130003572	17.32	12/30/19	01/10/20
ARIZONA WATER COMPANY, INC.	1130003573	89.61	12/30/19	01/07/20
BOUND TREE MEDICAL LLC	1130003574	4,248.48	12/30/19	01/07/20
ELLIOTT AUTO SUPPLY CO, INC.	1130003575	218.87	12/30/19	01/08/20
LIBERTY WATER COMPANY, INC.	1130003576	45.62	12/30/19	01/08/20
GOVDIRECT, INC	1130003577	369.27	12/30/19	01/13/20
PROFESSIONAL SALES & SERVICE	1130003578	1,469.96	12/30/19	01/09/20
IMAGE TREND, INC.	1130003579	10,108.57	12/30/19	01/09/20
PITNEY BOWES	1130003580	46.85	12/30/19	01/09/20
SALT RIVER PROJECT	1130003581	900.11	12/30/19	01/06/20



Pinal County Treasurer

Monthly Statement

Date Range: 1/1/2020 to 1/31/2020

TOSHIBA BUSINESS SOLUTIONS, INC	1130003582	258.27	12/30/19	01/28/20
WAXIE'S ENTERPRISES, INC	1130003583	182.17	12/30/19	01/06/20
AA COOLING AND HEATING LLC	1130003584	166.65	01/08/20	01/15/20
ACCUSEARCH	1130003585	59.00	01/08/20	01/27/20
APACHE OXY-MED INC DBA	1130003586	213.00	01/08/20	01/22/20
ARIZONA WATER COMPANY, INC.	1130003587	98.41	01/08/20	01/14/20
ARIZONAWATERCONDITIONING DBA	1130003588	145.91	01/08/20	01/17/20
COOKSON DOOR SALES OF AZ, INC	1130003589	1,052.86	01/08/20	01/15/20
CSC ELECTRICAL CONTRACTOR, LLC	1130003590	241.66	01/08/20	01/22/20
GINCO PLUMBING LLC	1130003591	229.86	01/08/20	01/15/20
WEX BANK DBA	1130003592	851.67	01/08/20	01/22/20
ADVANCED DATA PROCESSING, INC	1130003593	12,736.48	01/08/20	01/23/20
SARAH KOUPAL	1130003594	412.80	01/08/20	01/13/20
MEDIACOM	1130003595	2,459.16	01/08/20	01/14/20
MEDIACOM	1130003596	172.13	01/08/20	01/14/20
MEDLINE INDUSTRIES, INC.	1130003597	1,017.41	01/08/20	01/17/20
CENTURYLINK	1130003598	536.11	01/08/20	01/16/20
RIGHT AWAY DISPOSAL, LLC	1130003599	201.64	01/08/20	01/16/20
SOUTHWEST GAS CORPORATION	1130003600	60.15	01/08/20	01/22/20
SUPERSTITION MOUNTAINS CFD #1	1130003601	128.70	01/08/20	01/15/20
SOUTHWEST GROUND CONTROL, LLC	1130003602	193.33	01/08/20	01/14/20
MATLICK ENTERPRISES INC DBA	1130003603	1,125.95	01/08/20	01/15/20
AFLAC	1130003604	350.64	01/15/20	01/24/20
ARIZONA TOTAL HOME REST, LLC	1130003606	108.33	01/15/20	01/29/20
BOUND TREE MEDICAL LLC	1130003607	6,308.72	01/15/20	01/22/20
BUD'S BULK ICE SERVICE, INC	1130003608	91.86	01/15/20	01/27/20
CHASE	1130003609	2,365.77	01/15/20	01/23/20
CITY OF MESA	1130003610	1,828.09	01/15/20	01/29/20
FIRST CHOICE AUTO GLASS, INC.	1130003611	280.48	01/15/20	01/29/20
ST HELEN AUTO & HARDWARE, INC.	1130003612	116.08	01/15/20	01/23/20
GINCO PLUMBING LLC	1130003613	222.46	01/15/20	01/23/20
KANSAS STATE BANK OF MANHATTAN	1130003614	79.20	01/15/20	01/24/20
MAGIC PEST CONTROL	1130003615	118.63	01/15/20	01/22/20
MOTOROLA SOLUTIONS, INC	1130003616	1,108.10	01/15/20	01/24/20
SANTOS GOZALEZ KELLY	1130003617	751.75	01/15/20	01/23/20
FRANCIS A PUGLIA	1130003618	1,017.82	01/15/20	01/24/20
CRAIG NEWENDYKE	1130003619	139.52	01/15/20	01/29/20
LINDA WATSON	1130003620	10.00	01/15/20	01/31/20
SONYA KAY VITALI	1130003622	41.53	01/15/20	01/23/20
JESSICA MARIE RODGERS	1130003629	1,268.68	01/15/20	01/30/20
BARNIE H GRAEBER JR	1130003630	47.27	01/15/20	01/29/20
PIONEER DISTRIBUTING CO., INC.	1130003633	231.79	01/15/20	01/22/20
PROPHET NETWORK INTEGRATION, IN	1130003634	1,809.99	01/15/20	01/28/20
PROSHRED SECURITY ARIZONA	1130003635	18.34	01/15/20	01/22/20
PHOENIX TECHNOLOGY SOLUTIONS	1130003636	33.00	01/15/20	01/28/20
CENTURYLINK	1130003637	88.38	01/15/20	01/22/20
SAN TAN FORD	1130003638	934.24	01/15/20	01/22/20
STRYKER SALES CORPORATION	1130003639	387.43	01/15/20	01/23/20
MATLICK ENTERPRISES INC DBA	1130003642	131.58	01/15/20	01/23/20
VANNER, INC.	1130003643	804.75	01/15/20	01/24/20
VERIZON WIRELESS SERVICES LLC	1130003644	495.93	01/15/20	01/22/20
Status: VOID				Status Total: 335.74
PAMELA E VAN WINKLE	1130002771	97.57	02/13/19	01/30/20
JACQUELYN CARRIGAN	1130002849	77.03	03/20/19	01/30/20
SUZETTE PULVIRENTI	1130002912	5.00	04/10/19	01/30/20
BRIGHT HEALTH COMPANY	1130003017	156.14	05/15/19	01/30/20
Fund: 1131				Fund Total: 39,248.62
Status: PAID				Status Total: 39,248.62
JAMES R. VAUGHN, PC TRUST ACCOUNT	1131000489	197.47	12/27/19	01/03/20
ARIZONA STATE RETIREMENT SYSTEM	1131000490	12,164.96	12/27/19	01/06/20
AZ FF RETIREE HEALTH TRUST FUND	1131000491	125.00	12/27/19	01/07/20





Pinal County Treasurer

Monthly Statement

Date Range: 1/1/2020 to 1/31/2020

JAMES R. VAUGHN, PC TRUST ACCOUNT	1131000492	211.41	01/10/20	01/16/20
ARIZONA STATE RETIREMENT SYSTEM	1131000493	13,671.40	01/10/20	01/14/20
AZ FF RETIREE HEALTH TRUST FUND	1131000494	125.00	01/10/20	01/14/20
JAMES R. VAUGHN, PC TRUST ACCOUNT	1131000495	315.80	01/24/20	01/30/20
ARIZONA STATE RETIREMENT SYSTEM	1131000496	12,312.58	01/24/20	01/29/20
AZ FF RETIREE HEALTH TRUST FUND	1131000497	125.00	01/24/20	01/29/20
	<b>Count</b>	<b>Amount</b>		
Total OUTS:	52	67,763.63		
Total PAID:	83	104,423.61		
Total VOID:	4	335.74		





# Pinal County Treasurer Pending Treasurer Receipt

Control No. 342295

<b>Treasurer's Office Use</b> Receipt No.: _____ Posted By: _____
---

Receipt Date: 1/9/2020      Cash: \$0.00      Submitted By: JenniferBurke1  
 Total Amount: \$69,030.00      Check: \$0.00      Department: Superstition Fire & Medical District  
    Wire/Direct Deposit: \$69,030.00  
    Credit Card: \$0.00

GL	Source	Cost	Object	Subsid	Subled	Type	Notes	Amount
6116421002	73160.0						WIRED MONEY TO GROUND TRANSPORT FUND	\$69,030.00

C-1



# Pinal County Treasurer Pending Treasurer Receipt

Control No. 342601

Treasurer's Office Use

Receipt No.:

Posted By:

Receipt Date: 1/16/2020    Cash: \$0.00    Submitted By: JenniferBurke 1  
 Total Amount: \$81,877.00    Check: \$0.00    Department: Superstition Fire & Medical District  
    Wire/Direct Deposit: \$81,877.00  
    Credit Card: \$0.00

GL	Source	Cost	Object	Subsid	Subled	Type	Notes	Amount
6116421002	73160.0						WIRED MONEY TO GROUND TRANSPORT FUND	\$81,877.00

ca



# Pinal County Treasurer Pending Treasurer Receipt

Control No. 342840

Treasurer's Office Use
Receipt No.: _____
Posted By: _____

Receipt Date: 1/23/2020      Cash: \$0.00      Submitted By: JenniferBurke1  
 Total Amount: \$55,630.00      Check: \$0.00      Department: Superstition Fire & Medical District  
    Wire/Direct Deposit: \$55,630.00  
    Credit Card: \$0.00

GL	Source	Cost	Object	Subsid	Subled	Type	Notes	Amount
6116421002	73160.0						WIRED MONEY TO GROUND TRANSPORT FUND	\$55,630.00

C-3

**Superstition Fire & Medical District**

AR Payment Register (Detail)

Bank ID: Equal To M

Check No. / Payment ID	Payee Name / Customer Name	Invoice No. / Account Number	Amount Paid
<b>BANK: M - GROUND TRANSPORT FUND CHECKING</b>			
<b>DEPOSIT: 2,738      DATE: 01/29/20</b>			
113871	McNeil & Co/inv 5704/ck 113871	Check	\$280.48
	McNeil & Company (MCNECO)	Invoice : 005704	\$280.48
		<b>CHECK # 113871 TOTAL:</b>	<b>\$280.48</b>
116506	Prof Credit/inv 5717/ck 116506	Check	\$2,834.20
	Professional Credit (PROCRE)	Invoice : 005717	\$2,834.20
		<b>CHECK # 116506 TOTAL:</b>	<b>\$2,834.20</b>
		<b>DEPOSIT 2,738 TOTAL:</b>	<b>\$3,114.68</b>
		<b>TOTAL FOR BANK ID: M</b>	<b>\$3,114.68</b>
		<b>GRAND TOTAL OF ALL CHECKS:</b>	<b>\$3,114.68</b>
		<b>GRAND TOTAL OF ALL CREDIT CARDS:</b>	<b>\$0.00</b>
		<b>GRAND TOTAL OF ALL CASH:</b>	<b>\$0.00</b>
		<b>GRAND TOTAL OF ALL EFT:</b>	<b>\$0.00</b>
		<b>GRAND TOTAL OF ALL PAYMENTS:</b>	<b>\$3,114.68</b>
		<b>GRAND TOTAL OF ALL ADJUSTMENTS:</b>	<b>\$0.00</b>
		<b>COMBINED TOTAL:</b>	<b>\$3,114.68</b>

c-4



# Pinal County Treasurer

## Pending Treasurer Receipt


Control No. 343139

Treasurer's Office Use
Receipt No.: _____
Posted By: _____

Receipt Date: 1/30/2020      Cash: \$0.00      Submitted By: JenniferBurke1  
 Total Amount: \$58,915.00      Check: \$0.00      Department: Superstition Fire & Medical District  
    Wire/Direct Deposit: \$58,915.00  
    Credit Card: \$0.00

GL	Source	Cost	Object	Subsid	Subled	Type	Notes	Amount
6116421002	73160.0						WIRED MONEY TO GROUND TRANSPORT FUND	\$58,915.00

*C.S*



# TREASURER AGENCY SERVICES

PINAL COUNTY  
EST. 1777

---

Jennifer Burke
Superstition Fire & Medical District
Home
Contact Us
Help
Logout

**Inquiry** ▲

GL Accounts

GL Transactions

Warrant Search

Treasurer Receipts

**Warrant Maintenance** ▲

Warrant Accounts

Add New Warrant

Bulk Upload Warrants

**Fund Transfers** ▲

Fund Transfer

Bulk Upload Transfers

**Treasurer Receipts** ▲

Add New Receipt

Upload Receipt File

**Reports** ▲

Monthly Statement

Tax Distribution

Top 50 Tax Payers

Authority Assessments

Authority Tax Payments

Warrants Over 1 Year

School Summary

LOC Advances Summary

Tax Adjustments by Auth

**Profile** ▲

My Profile

## General Ledger Transactions

**Advanced Search**

GL Account:  Notes:

Source Code:

Post Date Range:  to  Amount Range:  to

Source Category: Income  Transfers Credit  Transfers Debit  Disbursements

GL	Post Date	SC	Notes	Doc	Doc Ref	Amount
6116421002	1/29/2020	73750.0	SCBA OT RcIs	TR		(\$678.48)
						(\$678.48)

Page

of



20
1 - 1 of 1 items

Using a modern browser ensures the best user experience on this website.  
You can check your browser is up to date by clicking [Browser Compatability Check](#).



Superstition Fire & Medical District  
 GL Account Ledger - Detail By Period  
 1/1/2020 through 1/31/2020

2/3/20  
 9:07:02 AM

Batch	Journal	Entry #	Date	Job	Document	Description	Debits	Credits	Balance
150-10-10150-10						PAYROLL ACCOUNT (TRANSPORT)			(\$833,866.35)
17301	PR	767296	01/10/20		492 - 3846	Payroll All Freq 1/5/2020	-	54,026.34	(887,892.69)
17303	J	767322	01/10/20		JE0102	Paydate 011020 Rcls	-	14,886.55	(902,779.24)
17303	J	767326	01/10/20		JE0102	Paydate 011020 Rcls	-	1,638.86	(904,418.10)
17331	PR	768170	01/24/20		495 - 3881	Payroll All Freq 1/19/2020	-	49,867.14	(954,285.24)
17332	J	768193	01/24/20		JE0105	Paydate 012420 Rcls	-	12,702.97	(966,988.21)
17332	J	768197	01/24/20		JE0105	Paydate 012420 Rcls	-	1,638.86	(968,627.07)
17334	J	768236	01/31/20		JE0107	Jan 2020 SCBA OT Rcls	-	678.48	(969,305.55)
PAYROLL ACCOUNT (TRANSPORT) TOTALS:							\$0.00	\$135,439.20	(\$969,305.55)

TOTAL OF LEDGER: \$0.00      \$135,439.20      (\$969,305.55)

(F)

# Commercial Checking Acct Public Funds

Account number: 4942920083 ■ January 1, 2020 - January 31, 2020 ■ Page 1 of 5



SUPERSTITION FIRE & MEDICAL DISTRICT  
GROUND TRANSPORTATION  
565 N IDAHO RD  
APACHE JUNCTION AZ 85119-4014

## Questions?

Call your Customer Service Officer or Client Services  
**1-800-AT WELLS** (1-800-289-3557)  
5:00 AM TO 6:00 PM Pacific Time Monday - Friday

Online: [wellsfargo.com](http://wellsfargo.com)

Write: Wells Fargo Bank, N.A. (182)  
PO Box 63020  
San Francisco, CA 94163

## Account summary

### Commercial Checking Acct Public Funds

Account number	Beginning balance	Total credits	Total debits	Ending balance
4942920083	\$4.96	\$272,516.53	-\$266,877.50	\$5,643.99

## Credits

### Electronic deposits/bank credits

Effective date	Posted date	Amount	Transaction detail
	01/02	1,428.33	Merchant Service Merch Dep 191231 8029396648 Superstition Fire and
	01/02	2,301.09	Noridian Azutmt Hcclaimpmt 191230 1184003220 TRN*1*892023787*1450173185~
	01/02	1,133.20	Mercy Care Plan Hcclaimpmt 191231 00145658 TRN*1*5391860*1860527381*Altcs General\
	01/02	963.26	Mercy Care Plan Hcclaimpmt 191231 00145658 TRN*1*5390624*1860527381*Ahcccs Acute\
	01/02	921.64	Palmetto Gba Hcclaimpmt 191230 1184003220 TRN*1*807212519*1571062326~
	01/02	383.67	Mercy Care Plan Hcclaimpmt 191231 00145658 TRN*1*5393700*1860527381* Mercy Care Advantage - S
	01/02	197.59	Aetna H09 Hcclaimpmt 1184003220 TRN*1*161227190277458*1066033492\
	01/03	380.00	Merchant Service Merch Dep 200101 8029396648 Superstition Fire and
	01/03	100.00	Merchant Service Merch Dep 200102 8029396648 Superstition Fire and
	01/03	3,667.74	Noridian Azutmt Hcclaimpmt 200101 1184003220 TRN*1*892027955*1450173185~
	01/03	40.00	Pnp Billpayment 123019Sett 200103 6500 Apache Junction Fire D
	01/06	695.23	Merchant Service Merch Dep 200103 8029396648 Superstition Fire and
	01/06	60.00	Merchant Service Merch Dep 200104 8029396648 Superstition Fire and
	01/06	1,819.51	Noridian Azutmt Hcclaimpmt 200102 1184003220 TRN*1*892032408*1450173185~
	01/06	92.74	Aetna AS01 Hcclaimpmt 1184003220 TRN*1*820001000370692*1066033492\
	01/07	50.00	Merchant Service Merch Dep 200106 8029396648 Superstition Fire and

**Electronic deposits/bank credits (continued)**

Effective date	Posted date	Amount	Transaction detail
	01/07	20.00	Pnp Billpayment 010220Sett 200107 6500 Apache Junction Fire D
	01/08	610.88	Merchant Service Merch Dep 200107 8029396648 Superstition Fire and
	01/08	3,701.22	Mercy Care Plan Hcclaimpmt 200107 00145658 TRN*1*5395463*1860527381*Ahcccs Acute\
	01/08	1,391.61	Bcbs of Arizona Hcclaimpmt 200106 1184003220 TRN*1*505493362*1860004538\
	01/08	107.84	Bcbs of Arizona Hcclaimpmt 200106 1184003220 TRN*1*505499240*1860004538\
	01/09	46,355.00	WT Seq#69778 Superstition Fire & Med /Org=Superstition Fire & Medical Distri Srf# Gb00000030437440 Trn#200109069778 Rfb# 407
	01/09	1,922.68	Merchant Service Merch Dep 200108 8029396648 Superstition Fire and
	01/09	1,203.71	Noridian Azutmt Hcclaimpmt 200107 1184003220 TRN*1*892039456*1450173185~
	01/09	97.57	Bcbs of Arizona Hcclaimpmt 200107 1184003220 TRN*1*505542375*1860004538\
	01/10	550.33	Merchant Service Merch Dep 200109 8029396648 Superstition Fire and
	01/10	726.70	Aetna H09 Hcclaimpmt 1184003220 TRN*1*160107200414241*1066033492\
	01/10	331.99	36 Treas 310 Misc Pay 011020 xxxxx0012 *1*046183280\
	01/10	100.00	Pnp Billpayment 010720Sett 200110 6500 Apache Junction Fire D
	01/10	73.46	Aetna AS01 Hcclaimpmt 1184003220 TRN*1*820007000361508*1066033492\
	01/13	530.00	Merchant Service Merch Dep 200111 8029396648 Superstition Fire and
	01/13	50.00	Merchant Service Merch Dep 200110 8029396648 Superstition Fire and
	01/13	1,180.30	Aetna H09 Hcclaimpmt 1184003220 TRN*1*160108200344028*1066033492\
	01/13	759.38	Bcbs of Arizona Hcclaimpmt 200109 1184003220 TRN*1*505643499*1860004538\
	01/13	259.37	Optum Lifeprint Hcclaimpmt 091000016254709 TRN*1*6254709*1272337487~
	01/13	97.87	Mercy Care Plan Hcclaimpmt 200110 00145658 TRN*1*5399374*1860527381*Altcs General\
	01/14	460.00	Merchant Service Merch Dep 200112 8029396648 Superstition Fire and
	01/14	1,590.36	Bcbs of Arizona Hcclaimpmt 200110 1184003220 TRN*1*505691923*1860004538\
	01/14	918.24	Humana Ins CO Hcclaimpmt 200114 362703 TRN*1*001290048112522*1391263473\
	01/14	801.10	Noridian Azutmt Hcclaimpmt 200110 1184003220 TRN*1*892051346*1450173185~
	01/14	599.33	Hhp Texas Hcclaimpmt 200114 362703 TRN*1*011840012635444*1610994632\
	01/14	458.42	Humana Ins CO Hcclaimpmt 200114 362703 TRN*1*001290048134398*1391263473\
	01/14	428.00	Pnp Billpayment 010920Sett 200114 6500 Apache Junction Fire D
	01/14	295.85	Hhp Texas Hcclaimpmt 200114 362703 TRN*1*011840012635035*1610994632\
	01/14	141.19	Aetna H09 Hcclaimpmt 1184003220 TRN*1*160109200365419*1066033492\
	01/15	200.00	Merchant Service Merch Dep 200114 8029396648 Superstition Fire and

**Electronic deposits/bank credits (continued)**

Effective date	Posted date	Amount	Transaction detail
	01/15	7,155.49	Mercy Care Plan Hcclaimpmt 200114 00145658 TRN*1*5401414*1860527381*Ahcccs Acute\
	01/15	1,107.25	Bcbs of Arizona Hcclaimpmt 200113 1184003220 TRN*1*505842287*1860004538\
	01/15	1,088.23	Mercy Care Plan Hcclaimpmt 200114 00145658 TRN*1*5402927*1860527381*DD General\
	01/15	1,056.71	Mercy Care Plan Hcclaimpmt 200114 00145658 TRN*1*5402121*1860527381*Altcs General\
	01/15	510.72	Mercy Care Plan Hcclaimpmt 200114 00145658 TRN*1*5404092*1860527381* Mercy Care Advantage - S
	01/16	59,130.00	WT Seq#89090 Superstition Fire & Med /Org=Superstition Fire & Medical Distri Srf# Gb00000030609756 Tm#200116089090 Rfb# 410
	01/16	1,059.54	Merchant Service Merch Dep 200115 8029396648 Superstition Fire and
	01/16	511.54	Hhp Texas Hcclaimpmt 200116 362703 TRN*1*011840012637679*1610994632\
	01/16	236.06	Humana Ins CO Hcclaimpmt 200116 362703 TRN*1*001290048205414*1391263473\
	01/17	698.69	Merchant Service Merch Dep 200116 8029396648 Superstition Fire and
	01/17	3,688.68	Noridian Azutmt Hcclaimpmt 200115 1184003220 TRN*1*892060017*1450173185~
	01/17	2,367.62	Ahcccs Programma Hcclaimpmt 200115 202001151138582 TRN*1*202001151138582*1866004791*Fsv
	01/17	1,329.54	Aetna AS01 Hcclaimpmt 1184003220 TRN*1*820014000282982*1066033492\
	01/17	572.55	Hhp Texas Hcclaimpmt 200117 362703 TRN*1*011840012638870*1610994632\
	01/17	454.29	Bcbs of Arizona Hcclaimpmt 200115 1184003220 TRN*1*505940987*1860004538\
	01/17	199.04	Hdic Hcclaimpmt 200117 362703 TRN*1*017370010691870*1390714280\
	01/17	20.00	Pnp Billpayment 011420Sett 200117 6500 Apache Junction Fire D
	01/21	1,201.76	Merchant Service Merch Dep 200118 8029396648 Superstition Fire and
	01/21	50.00	Merchant Service Merch Dep 200119 8029396648 Superstition Fire and
	01/21	17,443.44	Noridian Azutmt Hcclaimpmt 200116 1184003220 TRN*1*892065108*1450173185~
	01/21	1,423.59	Bcbs of Arizona Hcclaimpmt 200116 1184003220 TRN*1*505993334*1860004538\
	01/21	484.68	Optum Lifefprint Hcclaimpmt 091000017282925 TRN*1*7282925*1272337487~
	01/21	399.06	Palmetto Gba Hcclaimpmt 200116 1184003220 TRN*1*807315503*1571062326~
	01/22	1,579.12	Merchant Service Merch Dep 200121 8029396648 Superstition Fire and
	01/22	1,305.92	Mercy Care Plan Hcclaimpmt 200121 00145658 TRN*1*5407047*1860527381*Ahcccs Acute\
	01/22	465.26	Optum Lifefprint Hcclaimpmt 091000017706519 TRN*1*7706519*1272337487~
	01/22	461.04	Humana Ins CO Hcclaimpmt 200122 362703 TRN*1*001290048278727*1391263473\

**Electronic deposits/bank credits (continued)**

Effective date	Posted date	Amount	Transaction detail
	01/22	398.99	Noridian Azutmt Hcclaimpmt 200118 1184003220 TRN*1*892068746*1450173185~
	01/22	200.00	Pnp Billpayment 011720Sett 200122 6500 Apache Junction Fire D
	01/22	20.00	Pnp Billpayment 011620Sett 200122 6500 Apache Junction Fire D
	01/23	17,200.00	WT Seq#90970 Superstition Fire & Med /Org=Superstition Fire & Medical Distri Srf# Gb00000030755942 Trn#200123090970 Rfb# 413
	01/23	2,057.17	Noridian Azutmt Hcclaimpmt 200121 1184003220 TRN*1*892072527*1450173185~
	01/23	701.54	Bcbs of Arizona Hcclaimpmt 200121 1184003220 TRN*1*506249173*1860004538\
	01/23	696.12	Humana Cha Disb Hcclaimpmt 200123 362703 TRN*1*014840101033628*1611013183\
	01/23	428.06	Hhp Texas Hcclaimpmt 200123 362703 TRN*1*011840012642607*1610994632\
	01/23	20.00	Pnp Billpayment 012020Sett 200123 6500 Apache Junction Fire D
	01/24	1,562.07	Merchant Service Merch Dep 200123 8029396648 Superstition Fire and
	01/24	1,566.99	Aetna AS01 Hcclaimpmt 1184003220 TRN*1*820021000223538*1066033492\
	01/24	775.04	Noridian Azutmt Hcclaimpmt 200122 1184003220 TRN*1*892076078*1450173185~
	01/27	708.03	Merchant Service Merch Dep 200124 8029396648 Superstition Fire and
	01/27	125.00	Merchant Service Merch Dep 200125 8029396648 Superstition Fire and
	01/27	2,196.81	Noridian Azutmt Hcclaimpmt 200124 1184003220 TRN*1*892079763*1450173185~
	01/27	266.64	Bcbs of Arizona Hcclaimpmt 200123 1184003220 TRN*1*506343514*1860004538\
	01/28	927.06	Noridian Azutmt Hcclaimpmt 200124 1184003220 TRN*1*892083531*1450173185~
	01/28	790.40	Hhp Texas Hcclaimpmt 200128 362703 TRN*1*011840012643925*1610994632\
	01/28	191.25	Humana Cha Disb Hcclaimpmt 200128 362703 TRN*1*014840101040566*1611013183\
	01/28	105.44	Bcbs of Arizona Hcclaimpmt 200124 1184003220 TRN*1*506394246*1860004538\
	01/28	82.77	Bcbs of Arizona Hcclaimpmt 200124 1184003220 TRN*1*506390471*1860004538\
	01/28	20.00	Pnp Billpayment 012320Sett 200128 6500 Apache Junction Fire D
	01/29	947.30	Merchant Service Merch Dep 200128 8029396648 Superstition Fire and
	01/29	2,151.60	Mercy Care Plan Hcclaimpmt 200128 00145658 TRN*1*5412834*1860527381*Ahcccs Acute\
	01/29	189.06	Noridian Azutmt Hcclaimpmt 200128 1184003220 TRN*1*892087103*1450173185~
	01/30	44,425.00	WT Seq133015 Superstition Fire & Med /Org=Superstition Fire & Medical Distri Srf# Gb00000030925910 Trn#200130133015 Rfb# 416
	01/30	1,546.06	Merchant Service Merch Dep 200129 8029396648 Superstition Fire and
	01/30	382.82	Aetna H09 Hcclaimpmt 1184003220 TRN*1*160127200484512*1066033492\
	01/31	768.17	Merchant Service Merch Dep 200130 8029396648 Superstition Fire and



**Electronic deposits/bank credits (continued)**

Effective date	Posted date	Amount	Transaction detail
	01/31	3,005.25	Noridian Azutmt Hcclaimpmt 200129 1184003220 TRN*1*892094204*1450173185~
	01/31	1,533.68	Aetna AS01 Hcclaimpmt 1184003220 TRN*1*820028000283884*1066033492\
	01/31	331.99	36 Treas 310 Misc Pay 013120 xxxxx0012 *1*046771692\
		<b>\$272,516.53</b>	<b>Total electronic deposits/bank credits</b>
		<b>\$272,516.53</b>	<b>Total credits</b>

**Debits**

**Electronic debits/bank debits**

Effective date	Posted date	Amount	Transaction detail
	01/02	437.50	Merchant Service Merch Fee 191231 8029396648 Superstition Fire and
	01/09	69,030.00	WT Seq#69803 Pinal County /Bnf=Pinal County Master Sr## Gw00000030437151 Trn#200109069803 Rfb# 409
	01/09	180.00	WT Seq#69796 Pinal County /Bnf=Pinal County Master Sr## Gw00000030437150 Trn#200109069796 Rfb# 408
	01/16	81,877.00	WT Seq#89108 Pinal County /Bnf=Pinal County Master Sr## Gw00000030609379 Trn#200116089108 Rfb# 412
	01/16	528.00	WT Seq#89100 Pinal County /Bnf=Pinal County Master Sr## Gw00000030609378 Trn#200116089100 Rfb# 411
	01/23	55,630.00	WT Seq#90985 Pinal County /Bnf=Pinal County Master Sr## Gw00000030755805 Trn#200123090985 Rfb# 415
	01/23	240.00	WT Seq#90979 Pinal County /Bnf=Pinal County Master Sr## Gw00000030755945 Trn#200123090979 Rfb# 414
	01/30	58,915.00	WT Seq133044 Pinal County /Bnf=Pinal County Master Sr## Gw00000030925916 Trn#200130133044 Rfb# 418
	01/30	40.00	WT Seq133032 Pinal County /Bnf=Pinal County Master Sr## Gw00000030920604 Trn#200130133032 Rfb# 417
		<b>\$266,877.50</b>	<b>Total electronic debits/bank debits</b>
		<b>\$266,877.50</b>	<b>Total debits</b>

**Daily ledger balance summary**

Date	Balance	Date	Balance	Date	Balance
12/31	4.96	01/13	4,661.37	01/23	0.56
01/02	6,896.24	01/14	10,353.86	01/24	3,904.66
01/03	11,083.98	01/15	21,472.26	01/27	7,201.14
01/06	13,751.46	01/16	4.40	01/28	9,318.06
01/07	13,821.46	01/17	9,334.81	01/29	12,606.02
01/08	19,633.01	01/21	30,337.34	01/30	4.90
01/09	1.97	01/22	34,767.67	01/31	5,643.99
01/10	1,784.45				
<b>Average daily ledger balance</b>		<b>\$8,972.23</b>			

# Commercial Checking Acct Public Funds

Account number: 4797829967 ■ January 1, 2020 - January 31, 2020 ■ Page 1 of 2

WELLS  
FARGO

SUPERSTITION FIRE & MEDICAL DISTRICT  
TRANSPORT LOCKBOX ACCOUNT  
565 N IDAHO RD  
APACHE JUNCTION AZ 85119-4014

## Questions?

Call your Customer Service Officer or Client Services  
**1-800-AT WELLS** (1-800-289-3557)  
5:00 AM TO 6:00 PM Pacific Time Monday - Friday

Online: [wellsfargo.com](http://wellsfargo.com)

Write: Wells Fargo Bank, N.A. (182)  
PO Box 63020  
San Francisco, CA 94163

## Account summary

### Commercial Checking Acct Public Funds

Account number	Beginning balance	Total credits	Total debits	Ending balance
4797829967	\$15,515.25	\$156,871.84	-\$167,110.00	\$5,277.09

## Credits

### Deposits

Effective date	Posted date	Amount	Transaction detail
	01/02	11,694.01	Wholesale Lockbox Deposit Los Angeles Box 845500 Deposit 1
	01/03	7,883.94	Wholesale Lockbox Deposit Los Angeles Box 845500 Deposit 1
	01/06	1,274.83	Wholesale Lockbox Deposit Los Angeles Box 845500 Deposit 1
	01/07	9,792.58	Wholesale Lockbox Deposit Los Angeles Box 845500 Deposit 1
	01/08	1,553.30	Wholesale Lockbox Deposit Los Angeles Box 845500 Deposit 1
	01/09	1,878.14	Wholesale Lockbox Deposit Los Angeles Box 845500 Deposit 1
	01/10	7,584.80	Wholesale Lockbox Deposit Los Angeles Box 845500 Deposit 1
	01/13	30,234.74	Wholesale Lockbox Deposit Los Angeles Box 845500 Deposit 1
	01/14	17,643.12	Wholesale Lockbox Deposit Los Angeles Box 845500 Deposit 1
	01/15	4,177.97	Wholesale Lockbox Deposit Los Angeles Box 845500 Deposit 1
	01/16	295.00	Wholesale Lockbox Deposit Los Angeles Box 845500 Deposit 1
	01/17	3,365.63	Wholesale Lockbox Deposit Los Angeles Box 845500 Deposit 1
	01/21	3,739.21	Wholesale Lockbox Deposit Los Angeles Box 845500 Deposit 1
	01/22	30,561.28	Wholesale Lockbox Deposit Los Angeles Box 845500 Deposit 1
	01/23	134.06	Wholesale Lockbox Deposit Los Angeles Box 845500 Deposit 1
	01/24	1,970.09	Wholesale Lockbox Deposit Los Angeles Box 845500 Deposit 1
	01/27	9,787.16	Wholesale Lockbox Deposit Los Angeles Box 845500 Deposit 1
	01/28	7,825.66	Wholesale Lockbox Deposit Los Angeles Box 845500 Deposit 1
	01/29	745.40	Wholesale Lockbox Deposit Los Angeles Box 845500 Deposit 1



**Deposits (continued)**

Effective date	Posted date	Amount	Transaction detail
	01/30	677.00	Wholesale Lockbox Deposit Los Angeles Box 845500 Deposit 1
	01/31	4,053.92	Wholesale Lockbox Deposit Los Angeles Box 845500 Deposit 1
		<b>\$156,871.84</b>	<b>Total deposits</b>
		<b>\$156,871.84</b>	<b>Total credits</b>

**Debits**

**Electronic debits/bank debits**

Effective date	Posted date	Amount	Transaction detail
	01/09	46,355.00	WT Seq#69778 Superstition Fire & Med /Bnf=Superstition Fire & Medical Distri Srf# Gb00000030437440 Trn#200109069778 Rfb# 407
	01/16	59,130.00	WT Seq#89090 Superstition Fire & Med /Bnf=Superstition Fire & Medical Distri Srf# Gb00000030609756 Trn#200116089090 Rfb# 410
	01/23	17,200.00	WT Seq#90970 Superstition Fire & Med /Bnf=Superstition Fire & Medical Distri Srf# Gb00000030755942 Trn#200123090970 Rfb# 413
	01/30	44,425.00	WT Seq133015 Superstition Fire & Med /Bnf=Superstition Fire & Medical Distri Srf# Gb00000030925910 Trn#200130133015 Rfb# 416
		<b>\$167,110.00</b>	<b>Total electronic debits/bank debits</b>
		<b>\$167,110.00</b>	<b>Total debits</b>

**Daily ledger balance summary**

Date	Balance	Date	Balance	Date	Balance
12/31	15,515.25	01/13	41,056.59	01/23	24,642.86
01/02	27,209.26	01/14	58,699.71	01/24	26,612.95
01/03	35,093.20	01/15	62,877.68	01/27	36,400.11
01/06	36,368.03	01/16	4,042.68	01/28	44,225.77
01/07	46,160.61	01/17	7,408.31	01/29	44,971.17
01/08	47,713.91	01/21	11,147.52	01/30	1,223.17
01/09	3,237.05	01/22	41,708.80	01/31	5,277.09
01/10	10,821.85				
<b>Average daily ledger balance</b>		<b>\$25,796.59</b>			



**Superstition Fire & Medical District**

**Balance Sheet**

As of 1/31/2020

FUND: (150) Not Defined

**Assets**

**Current Assets**

Fund Cash (Transport)	\$1,339,083.32	
Payroll Account (Transport)	(969,305.55)	
<b>Total Current Assets</b>		<b>\$369,777.77</b> (K)

**Total Assets**

**\$369,777.77**

**Liabilities and Equity**

**Current Liabilities**

Sales Tax Payable	\$75.79	
Voluntary Long Term Disability Ins	(396.93)	
Voluntary Supplemental Life Insurance	(162.05)	
Due To Other Funds	2,658,776.45	
<b>Total Current Liabilities</b>		<b>\$2,658,293.26</b>

**Total Liabilities**

**\$2,658,293.26**

**Equity**

Fund Balance - Transport Fund	\$(2,427,130.75)	
Current Year Profit/Loss	138,615.26	
<b>Total Equity</b>		<b>(2,288,515.49)</b>

**Total Liabilities and Equity**


**\$369,777.77**



Manage your account online: [www.chase.com/ink](http://www.chase.com/ink)

Customer Service: 1-800-945-2028


Mobile: Download the Chase Mobile app today



New Balance  
**\$10,971.17**  
Minimum Payment Due  
**\$109.00**  
Payment Due Date  
**02/04/20**

**Late Payment Warning:** If we do not receive your minimum payment by the due date, you may have to pay up to a \$39 late fee.  
**Minimum Payment Warning:** Enroll in Auto-Pay and avoid missing a payment. To enroll, call the number on the back of your card or go to the web site listed above.

### ACCOUNT SUMMARY



150F (L)  
\$ 2,365.77

VENDOR # chadom  
ACCOUNT # \_\_\_\_\_  
APPROVAL DATE PAID 11/15/20  
WARRANT # 3609

000001 FIS33339 C 1 Y 9 10 20/01/10 Page 1 of 3 08630 MA DA 86085 0101000001000608501



P.O. BOX 15123  
WILMINGTON, DE 19850-5123  
For Undeliverable Mail Only

Get updates on the go  
Log on to [chase.com/alerts](http://chase.com/alerts)

42463152523264810001090001097117000000006

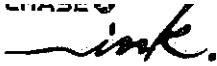


86085 BEX 9 01020 C  
ROGER WOOD  
SUPERSTITION FIRE  
565 N IDAHO RD  
APACHE JUNCTION AZ 85119-4014

\$ \_\_\_\_\_ Amount Enclosed  
Make/Mail to Chase Card Services at the address below:

CARDMEMBER SERVICE  
PO BOX 6294  
CAROL STREAM IL 60197-6294

5000 160 28 1595 25 23 26 48 15



# ACCOUNT ACTIVITY

Date of Transaction	Merchant Name or Transaction Description	\$ Amount
12/23	Payment ThankYou Image Check	-1,678.60
12/23	Payment ThankYou Image Check	-5,668.64
12/23	Payment ThankYou Image Check	-5,835.09
12/10	OFFICEMAX/DEPOT 6678 APACHE JUNCTI AZ 100F \$138.00	207.76 150F 18115 \$69.00
01/07	PNP AZ DOR TAXFEE Info@pointand MI 100F 18190 \$9.98	12.14 150F 18191 \$35.00 400F 18192 \$75.9
01/07	AZ DEPT OF REVENUE TMACCONNEL@AZ AZ 100F 18190 \$42.15	516.68 150F 18191 \$152.00 400F 18192 \$322.45
	ROGER WOOD TRANSACTIONS THIS CYCLE (CARD 6481) \$12445.75- INCLUDING PAYMENTS RECEIVED	
12/31	OFFICEMAX/DEPOT 6678 APACHE JUNCTI AZ 100F 18174 \$51.14	76.71 150F 25.57 18175
01/02	CIRCLE K # 03444 APACHE JUNCTI AZ 18211	100.00 100F
	MIKE FARBER TRANSACTIONS THIS CYCLE (CARD 8523) \$176.71	
01/01	JONES & BARTLETT LEARNING 8008320034 MA 18165	685.50 100F
01/02	AMZN Mktip US*9G2BC2A63 Amzn.com/bill WA 18165	55.31 100F
12/31	WORLDPOINT ECC INCORPORAT 847-4653200 IL 18165	27.50 100F
01/03	AMZN Mktip US*Q06EZ56K3 Amzn.com/bill WA 18165	236.50 100F
01/08	ELEARNING AMERICAN HEART 888-242-8883 TX 18207	510.00 100F
	KELLY BARTZ TRANSACTIONS THIS CYCLE (CARD 6598) \$1514.81	
01/05	WM SUPERCENTER #1381 APACHE JUNCTI AZ 18167	93.91 100F
	BRETT BROMAN TRANSACTIONS THIS CYCLE (CARD 6630) \$93.91	
12/17	Amazon.com*O10CU1TP3 Amzn.com/bill WA 18132	133.63 100F
12/20	AZ FIRE DIST ASSN 480-496-4331 AZ 18219	400.00 100F
12/19	AZ FIRE DIST ASSN 480-496-4331 AZ 18220	1,200.00 100F
12/20	GRAMMARLY COQ6R00GN GRAMMARLY.COM CA 100F 18147 \$300.00	460.00 150F 18148 \$150.00
12/20	AQUARIUS RESERVATIONS 8886625825 NV 18233	47.25 100F
12/20	AQUARIUS RESERVATIONS 8886625825 NV 18233	47.25 100F
12/20	AQUARIUS RESERVATIONS 8886625825 NV 18233	47.25 100F
12/20	AQUARIUS RESERVATIONS 8886625825 NV 18233	47.25 100F
12/20	AQUARIUS RESERVATIONS 8886625825 NV 18233	47.25 100F
12/20	AQUARIUS RESERVATIONS 8886625825 NV 18233	47.25 100F
12/20	AQUARIUS RESERVATIONS 8886625825 NV 18233	47.25 100F
12/20	AQUARIUS RESERVATIONS 8886625825 NV 18233	47.25 100F
12/20	AQUARIUS RESERVATIONS 8886625825 NV 18233	47.25 100F
	ANNA BUTEL TRANSACTIONS THIS CYCLE (CARD 6655) \$2561.63	
12/11	AMZN Mktip US*8380Y7BA3 Amzn.com/bill WA 100F 18167 \$110.00	23.31 150F 18168 \$110.00
12/11	AZ VEHICLE EMISSIONS PHOENIX AZ 18167	16.00 100F
12/17	WWW COSTCO COM 800-955-2292 WA 100F 18167 \$15.00	1,372.78 150F 18168 \$457.00
12/17	AMZN Mktip US*JZ6M45RK3 Amzn.com/bill WA 18168	1,383.82 150F
01/03	AMZN Mktip US*LT10X67D3 Amzn.com/bill WA 18167	29.57 100F
01/07	AMZN Mktip US*9E5QW1963 Amzn.com/bill WA 100F 18167 \$112.00	224.44 150F 18168 \$112.00
01/07	OFFICE DEPOT #1079 800-463-3768 TX 18167	10.54 100F
01/07	OFFICE DEPOT #5101 800-463-3768 AZ 18167	38.95 100F
	VAUGHN CROSHAW TRANSACTIONS THIS CYCLE (CARD 0687) \$3099.41	
12/19	ONE BEAT CPR LEARNING 855-663-2328 FL 18146	1,345.00 400F
12/31	ONE BEAT CPR LEARNING 855-663-2328 FL 18199	1,345.00 400F
01/06	OFFICEMAX/DEPOT 6678 APACHE JUNCTI AZ 18195	68.12 100F
01/07	PAYPAL *DPCA 402-935-7733 AZ 18196	30.00 100F
	TINA GEROLA TRANSACTIONS THIS CYCLE (CARD 6473) \$2788.12	

2020 Totals Year-to-Date	
Total fees charged in 2020	\$0.00
Total interest charged in 2020	\$0.00

Year-to-date totals do not reflect any fee or interest refunds you may have received.

# Superstition Fire & Medical District Monthly Pinal County Treasurer's Bank Account Reconciliation

## 200 Capital Projects Fund

### Reconciliation References:

- A Previous month's bank ending balance / current month's bank beginning balance
- B Interest Income
- C Current month's revenue transfer to the 400 Fund
- D Current month's property tax receipts (real and personal)
- E Current month's Accounts Payable disbursements
- F Current month's refunded interest
- G Current month's bank ending balance
- H Accounts Payable checks outstanding at month-end
- I Cash Balance per G/L Balance Sheet



**Superstition Fire & Medical District  
Capital Project (Fund 200) Cash Reconciliation  
Fiscal Year 2019- 2020  
1/31/2020**

	Deposits (Cash Receipts)	Cash Disbursements	Book Balance
Book Balance as of: 1/1/2020			\$1,144,203.53 (A)
<u>Activity During the Month</u>			
<b>Journal Entries:</b>			
Interest Income (Expense):	1,327.98		1,327.98 (B)
Deposits			-
Revenue Transfer	(286.00)		(286.00) (C)
<b>Cash Receipts</b>			
2017 Real Estate Taxes			-
2018 Real Estate Taxes	772.21		772.21
2019 Real Estate Taxes	26,714.20		26,714.20
2017 Pers. Prop. Taxes	53.07		53.07
2018 Pers. Prop. Taxes	167.00		167.00
2019 Pers. Prop. Taxes	1,994.67		1,994.67
SRP Contributions			-
<b>Cash Disbursements</b>			
A) Accounts Payable		(4,950.00)	(4,950.00) (E)
B) Transfer In / Out			-
C) Refund Interest		(0.36)	(0.36) (F)
	<u>\$30,743.13</u>	<u>(4,950.36)</u>	<u>\$1,169,996.30</u>

Pinal County Bank Balance

Ending Bank Balance as of: 1/31/2020      Balance from YTD Column      \$1,169,699.30 (G)

Less: Outstanding Warrants      Check # 587      (32,586.71)      (32,586.71) (H)

\$ 1,137,112.59

Prepared by: *John Duke 2/3/2020*  
 Reviewed by: *Roger Wood 2/4/2020*

Balance per B/S: \$1,137,112.59 (I)

Difference      \$      -



Pinal County Treasurer

Monthly Statement

Date Range: 1/1/2020 to 1/31/2020

Account	Period	YTD	
<b>6116421101</b>	<b>Superstition Fire &amp; Medical Dist Capital Projects</b>		
Begin Balance:	(A) 1,144,203.53	713,906.74	
Income:	30,446.13	675,438.25	
LOC Advance:	.00	.00	
Expense:	(4,950.36)	(219,645.69)	LOC: .00
LOC Payments:	.00	.00	Warrants Outstanding: (32,586.71)
Cash Balance:	(G) 1,169,699.30	1,169,699.30	End: 1,137,112.59

Monthly Statement Summary

Source Code	Description	MTDAmount	YTDAmount
<b>6116421101</b>	<b>Superstition Fire &amp; Medical Dist Capital Projects</b>	<b>Beginning Balance:</b>	<b>1,144,203.53</b>
			<b>713,906.74</b>
11100.2017	2017 Real Estate Taxes	.00	.19
11100.2018	2018 Real Estate Taxes	772.21	8,478.67
11100.2019	2019 Real Estate Taxes	26,417.20	605,327.42
12100.2017	2017 Personal Property Taxes	53.07	362.90
12100.2018	2018 Personal Property Taxes	167.00	1,520.39
12100.2019	2019 Personal Property Taxes	1,994.67	58,976.15
14100.0	Salt River Contribution	.00	14,055.40
21100.40	Wells Fargo Bank Investment Interest	64.43	89.58
21100.41	Wells Fargo Repo Investment Interest	359.44	1,516.17
21100.43	Wells Fargo Trust Investment Interest	5.87	76.88
21100.46	Wells Fargo Investment Investment Interest	133.94	1,311.29
21100.55	Multi-Bank Securities Investment Interest	.00	502.89
21100.70	Vining Sparks Investment Interest	464.39	3,441.26
21100.80	Stifel Nicolaus & Company Investment Interest	299.91	1,093.74
73750.0	Revenue Transfer	(286.00)	(21,314.68)
90400.0	Refund Interest	(.36)	(1.03)
90930.0	Warrants Redeemed	(4,950.00)	(219,644.66)
	<b>Ending Balance:</b>	<b>1,169,699.30</b>	<b>1,169,699.30</b>

Monthly Statement Detail

Date	Notes	Doc #	Amount	C/D
<b>6116421101 Superstition Fire &amp; Medical Dist Capital Projects</b>			<b>Beginning Balance: 1,144,203.53</b>	
11100.2018 2018 Real Estate Taxes			Source Code Total: 772.21	
01/02	Tax Distribution	0	4.36	C
01/02	Tax Distribution	0	43.17	C
01/02	Tax Distribution	0	25.31	C
01/03	Tax Distribution	0	17.39	C
01/03	Tax Distribution	0	57.76	C
01/06	Tax Distribution	0	32.37	C
01/06	Tax Distribution	0	15.15	C
01/07	Tax Distribution	0	3.90	C
01/07	Tax Distribution	0	47.07	C
01/08	Tax Distribution	0	(18.85)	C
01/08	Tax Distribution	0	16.36	C
01/08	Tax Distribution	0	51.16	C
01/10	Tax Distribution	0	5.11	C
01/13	Tax Distribution	0	4.14	C
01/13	Tax Distribution	0	11.37	C
01/14	Tax Distribution	0	97.62	C
01/15	Tax Distribution	0	60.88	C
01/15	Tax Distribution	0	12.01	C



Pinal County Treasurer

Monthly Statement

Date Range: 1/1/2020 to 1/31/2020

01/16	Tax Distribution	0	6.04	C
01/16	Tax Distribution	0	35.01	C
01/17	Tax Distribution	0	7.45	C
01/21	Tax Distribution	0	14.88	C
01/22	Tax Distribution	0	5.16	C
01/22	Tax Distribution	0	27.00	C
01/23	Tax Distribution	0	47.24	C
01/24	Tax Distribution	0	13.93	C
01/24	Tax Distribution	0	11.54	C
01/27	Tax Distribution	0	45.27	C
01/27	Tax Distribution	0	38.71	C
01/28	Tax Distribution	0	8.94	C
01/29	Tax Distribution	0	15.35	C
01/30	Tax Distribution	0	9.41	C
11100.2019 2019 Real Estate Taxes			Source Code Total: 26,417.20	
01/02	Tax Distribution	0	277.89	C
01/02	Tax Distribution	0	748.40	C
01/02	Tax Distribution	0	867.73	C
01/03	Tax Distribution	0	2,115.89	C
01/03	Tax Distribution	0	1,063.15	C
01/03	Tax Distribution	0	6,565.78	C
01/03	Tax Distribution	0	384.55	C
01/06	Tax Distribution	0	447.40	C
01/06	Tax Distribution	0	5,913.51	C
01/06	Tax Distribution	0	323.88	C
01/06	Tax Distribution	0	151.41	C
01/07	Tax Distribution	0	163.02	C
01/07	Tax Distribution	0	137.02	C
01/07	Tax Distribution	0	41.46	C
01/08	Tax Distribution	0	(66.21)	C
01/08	Tax Distribution	0	46.44	C
01/08	Tax Distribution	0	453.59	C
01/08	Tax Distribution	0	126.25	C
01/08	Tax Distribution	0	2.74	C
01/09	Tax Distribution	0	172.75	C
01/09	Tax Distribution	0	112.83	C
01/10	Tax Distribution	0	(13.61)	C
01/10	Tax Distribution	0	183.74	C
01/10	Tax Distribution	0	.09	C
01/10	Tax Distribution	0	244.94	C
01/13	Tax Distribution	0	88.84	C
01/13	Tax Distribution	0	199.16	C
01/13	Tax Distribution	0	71.59	C
01/13	Tax Distribution	0	244.04	C
01/14	Tax Distribution	0	22.40	C
01/14	Tax Distribution	0	46.55	C
01/14	Tax Distribution	0	124.57	C
01/15	Tax Distribution	0	126.51	C
01/15	Tax Distribution	0	22.72	C
01/15	Tax Distribution	0	71.92	C
01/15	Tax Distribution	0	47.56	C
01/15	Tax Distribution	0	221.66	C
01/16	Tax Distribution	0	80.59	C
01/16	Tax Distribution	0	19.98	C
01/17	Tax Distribution	0	139.03	C
01/17	Tax Distribution	0	235.61	C
01/21	Tax Distribution	0	195.59	C



Pinal County Treasurer

Monthly Statement

Date Range: 1/1/2020 to 1/31/2020

01/21	Tax Distribution	0	339.24	C
01/21	Tax Distribution	0	201.82	C
01/22	Tax Distribution	0	72.85	C
01/22	Tax Distribution	0	280.16	C
01/22	Tax Distribution	0	259.78	C
01/23	Tax Distribution	0	107.47	C
01/23	Tax Distribution	0	58.67	C
01/23	Tax Distribution	0	42.33	C
01/24	Tax Distribution	0	79.60	C
01/24	Tax Distribution	0	126.01	C
01/24	Tax Distribution	0	21.77	C
01/27	Tax Distribution	0	330.23	C
01/27	Tax Distribution	0	52.76	C
01/27	Tax Distribution	0	209.68	C
01/27	Tax Distribution	0	178.63	C
01/28	Tax Distribution	0	255.02	C
01/28	Tax Distribution	0	82.91	C
01/28	Tax Distribution	0	67.80	C
01/28	Tax Distribution	0	102.15	C
01/29	Tax Distribution	0	13.76	C
01/29	Tax Distribution	0	137.77	C
01/29	Tax Distribution	0	132.79	C
01/29	Tax Distribution	0	288.46	C
01/30	Tax Distribution	0	127.02	C
01/30	Tax Distribution	0	27.43	C
01/31	Tax Distribution	0	172.89	C
01/31	Tax Distribution	0	119.65	C
01/31	Tax Distribution	0	105.59	C
12100.2017 2017 Personal Property Taxes			Source Code Total: 53.07	
01/03	Tax Distribution	0	7.34	C
01/06	Tax Distribution	0	4.48	C
01/06	Tax Distribution	0	3.68	C
01/07	Tax Distribution	0	.35	C
01/07	Tax Distribution	0	.91	C
01/08	Tax Distribution	0	2.68	C
01/09	Tax Distribution	0	1.53	C
01/10	Tax Distribution	0	.01	C
01/10	Tax Distribution	0	12.40	C
01/13	Tax Distribution	0	.26	C
01/13	Tax Distribution	0	1.36	C
01/21	Tax Distribution	0	9.49	C
01/24	Tax Distribution	0	.11	C
01/27	Tax Distribution	0	1.93	C
01/29	Tax Distribution	0	5.84	C
01/31	Tax Distribution	0	.70	C
12100.2018 2018 Personal Property Taxes			Source Code Total: 167.00	
01/02	Tax Distribution	0	14.23	C
01/02	Tax Distribution	0	1.76	C
01/03	Tax Distribution	0	24.75	C
01/03	Tax Distribution	0	.68	C
01/06	Tax Distribution	0	4.40	C
01/06	Tax Distribution	0	4.88	C
01/06	Tax Distribution	0	1.11	C
01/07	Tax Distribution	0	1.16	C
01/07	Tax Distribution	0	1.06	C
01/08	Tax Distribution	0	3.70	C
01/08	Tax Distribution	0	1.92	C





Pinal County Treasurer

Monthly Statement

Date Range: 1/1/2020 to 1/31/2020

01/08	Tax Distribution	0	1.30	C
01/09	Tax Distribution	0	2.07	C
01/10	Tax Distribution	0	.11	C
01/10	Tax Distribution	0	20.94	C
01/13	Tax Distribution	0	2.40	C
01/13	Tax Distribution	0	6.04	C
01/14	Tax Distribution	0	.19	C
01/15	Tax Distribution	0	2.20	C
01/17	Tax Distribution	0	1.76	C
01/21	Tax Distribution	0	11.24	C
01/22	Tax Distribution	0	.32	C
01/22	Tax Distribution	0	11.74	C
01/22	Tax Distribution	0	2.79	C
01/23	Tax Distribution	0	1.57	C
01/24	Tax Distribution	0	1.22	C
01/24	Tax Distribution	0	9.43	C
01/27	Tax Distribution	0	1.26	C
01/27	Tax Distribution	0	2.94	C
01/27	Tax Distribution	0	1.93	C
01/27	Tax Distribution	0	.14	C
01/29	Tax Distribution	0	5.84	C
01/29	Tax Distribution	0	1.01	C
01/30	Tax Distribution	0	1.42	C
01/30	Tax Distribution	0	6.39	C
01/30	Tax Distribution	0	3.72	C
01/31	Tax Distribution	0	7.38	C
12100.2019 2019 Personal Property Taxes			Source Code Total: 1,994.67	
01/02	Tax Distribution	0	21.28	C
01/02	Tax Distribution	0	148.08	C
01/02	Tax Distribution	0	120.42	C
01/03	Tax Distribution	0	277.54	C
01/03	Tax Distribution	0	22.16	C
01/03	Tax Distribution	0	152.95	C
01/03	Tax Distribution	0	91.98	C
01/06	Tax Distribution	0	35.61	C
01/06	Tax Distribution	0	73.79	C
01/06	Tax Distribution	0	38.22	C
01/06	Tax Distribution	0	13.33	C
01/07	Tax Distribution	0	41.95	C
01/07	Tax Distribution	0	35.28	C
01/07	Tax Distribution	0	12.61	C
01/08	Tax Distribution	0	(1.90)	C
01/08	Tax Distribution	0	19.51	C
01/08	Tax Distribution	0	(3.56)	C
01/08	Tax Distribution	0	29.68	C
01/08	Tax Distribution	0	22.33	C
01/08	Tax Distribution	0	1.15	C
01/09	Tax Distribution	0	48.08	C
01/09	Tax Distribution	0	25.89	C
01/10	Tax Distribution	0	(10.43)	C
01/10	Tax Distribution	0	.45	C
01/10	Tax Distribution	0	41.22	C
01/13	Tax Distribution	0	30.24	C
01/13	Tax Distribution	0	42.62	C
01/13	Tax Distribution	0	28.86	C
01/13	Tax Distribution	0	19.92	C
01/14	Tax Distribution	0	1.62	C



Pinal County Treasurer

Monthly Statement

Date Range: 1/1/2020 to 1/31/2020

01/15	Tax Distribution	0	9.99	C
01/15	Tax Distribution	0	2.31	C
01/15	Tax Distribution	0	10.69	C
01/15	Tax Distribution	0	16.46	C
01/16	Tax Distribution	0	31.18	C
01/16	Tax Distribution	0	1.43	C
01/17	Tax Distribution	0	17.78	C
01/17	Tax Distribution	0	21.59	C
01/21	Tax Distribution	0	5.57	C
01/21	Tax Distribution	0	55.13	C
01/21	Tax Distribution	0	5.20	C
01/22	Tax Distribution	0	33.48	C
01/22	Tax Distribution	0	8.44	C
01/22	Tax Distribution	0	41.90	C
01/23	Tax Distribution	0	5.67	C
01/23	Tax Distribution	0	25.59	C
01/24	Tax Distribution	0	(2.62)	C
01/24	Tax Distribution	0	14.90	C
01/24	Tax Distribution	0	23.88	C
01/24	Tax Distribution	0	9.15	C
01/27	Tax Distribution	0	30.82	C
01/27	Tax Distribution	0	24.86	C
01/27	Tax Distribution	0	11.29	C
01/28	Tax Distribution	0	2.83	C
01/28	Tax Distribution	0	10.63	C
01/28	Tax Distribution	0	32.19	C
01/28	Tax Distribution	0	11.37	C
01/29	Tax Distribution	0	26.91	C
01/29	Tax Distribution	0	14.19	C
01/29	Tax Distribution	0	25.60	C
01/29	Tax Distribution	0	11.20	C
01/30	Tax Distribution	0	10.96	C
01/30	Tax Distribution	0	23.22	C
01/30	Tax Distribution	0	10.08	C
01/30	Tax Distribution	0	10.89	C
01/31	Tax Distribution	0	7.92	C
01/31	Tax Distribution	0	6.10	C
01/31	Tax Distribution	0	5.01	C
21100.40 Wells Fargo Bank Investment Interest			Source Code Total: 64.43	
01/02	Investment Interest	0	64.43	C
21100.41 Wells Fargo Repo Investment Interest			Source Code Total: 359.44	
01/02	Investment Interest	0	218.15	C
01/22	Investment Interest	0	141.29	C
21100.43 Wells Fargo Trust Investment Interest			Source Code Total: 5.87	
01/03	Investment Interest	0	5.87	C
21100.46 Wells Fargo Investment Investment Interest			Source Code Total: 133.94	
01/07	Investment Interest	0	20.18	C
01/08	Investment Interest	0	6.07	C
01/16	Investment Interest	0	56.84	C
01/30	Investment Interest	0	50.85	C
21100.70 Vining Sparks Investment Interest			Source Code Total: 464.39	
01/06	Investment Interest	0	76.80	C
01/10	Investment Interest	0	109.67	C
01/14	Investment Interest	0	77.00	C
01/17	Investment Interest	0	70.12	C
01/21	Investment Interest	0	23.28	C
01/27	Investment Interest	0	57.61	C



Pinal County Treasurer

Monthly Statement

Date Range: 1/1/2020 to 1/31/2020

01/27	Investment Interest	0	49.91	C
21100.80 Stifel Nicolaus & Company Investment Interest			Source Code Total: 299.91	
01/13	Investment Interest	0	47.13	C
01/22	Investment Interest	0	118.85	C
01/28	Investment Interest	0	81.74	C
01/29	Investment Interest	0	52.19	C
73750.0 Revenue Transfer			Source Code Total: (286.00)	
01/16	Transfer City of Mesa Payable Expense	0	(286.00)	C
90400.0 Refund Interest			Source Code Total: (.36)	
01/08	162232 T99-42-98901 2019 Adjustment/Corr Refund	162232	(.05)	D
01/10	162282 B99-96-81375 2019 Adjustment/Corr Refund	162282	(.31)	D
90930.0 Warrants Redeemed			Source Code Total: (4,950.00)	
01/15	Paid Warrants	0	(4,950.00)	D
6116421101 Superstition Fire & Medical Dist Capital Projects			<b>Ending Balance: 1,169,699.30</b>	

**Warrant Detail**

Payee Name	Warrant	Amount	Issue Dt	Status Dt	Voucher
<b>6116421101 Superstition Fire &amp; Medical Dist Capital Projects</b>					Account Total: 37,536.71
Fund: 1107					Fund Total: 37,536.71
Status: OUTS					Status Total: 32,586.71
ALL JOBS CONSTRUCTION, INC.	1107000587	32,586.71	01/28/20	01/28/20	
Status: PAID					Status Total: 4,950.00
AA COOLING AND HEATING LLC	1107000585	4,950.00	01/08/20	01/15/20	
	Count	Amount			
Total OUTS:	1	32,586.71			
Total PAID:	1	4,950.00			



Jennifer Burke Superstition Fire & Medical District Home Contact Us Help Logout

- Inquiry ▲
- GL Accounts
- GL Transactions
- Warrant Search
- Treasurer Receipts
- Warrant Maintenance ▲
- Warrant Accounts
- Add New Warrant
- Bulk Upload Warrants
- Fund Transfers ▲
- Fund Transfer
- Bulk Upload Transfers
- Treasurer Receipts ▲
- Add New Receipt
- Upload Receipt File
- Reports ▲
- Monthly Statement
- Tax Distribution
- Top 50 Tax Payers
- Authority Assessments
- Authority Tax Payments
- Warrants Over 1 Year
- School Summary
- LOC Advances Summary
- Tax Adjustments by Auth
- Profile ▲
- My Profile

**General Ledger Transactions**

**Advanced Search**

GL Account:  Notes:

Source Code:

Post Date Range:  to  Amount Range:  to

Source Category: Income  Transfers Credit  Transfers Debit  Disbursements

GL	Post Date	SC	Notes	Doc	Doc Ref	Amount
6116421101	1/16/2020	73750.0	Transfer City of Mesa Payable Expense	TR		(\$286.00)
						(\$286.00)

Page 1 of 1 20

1 - 1 of 1 items

Using a modern browser ensures the best user experience on this website. You can check your browser is up to date by clicking [Browser Compatability Check](#).

Superstition Fire & Medical District  
AP Check Register (Current by Bank)

Check Dates: 1/1/2020 to 1/31/2020

Check No.	Date	Status*	Vendor ID	Payee Name	Amount
<b>BANK ID: CP - CAPITAL PROJECTS FUND</b>					<b>200-10-10200-10</b>
585	01/08/20	P	AACOL	AA Cooling and Heating LLC	\$4,950.00 (E)
586	01/15/20	P	CITOM	City of Mesa	\$286.00
587	01/28/20	P	ALLJOB	All Jobs Construction, Inc.	\$32,586.71 (H)
<b>BANK CP REGISTER TOTAL:</b>					<b>\$37,822.71</b>
<b>GRAND TOTAL :</b>					<b>\$37,822.71</b>

\* Check Status Types: "P" - Printed ; "M" - Manual ; "V" - Void ( Void Date ); "A" - Application; "E" - EFT  
\*\* Denotes broken check sequence.

**Superstition Fire & Medical District**

**Balance Sheet**

As of 1/31/2020

FUND: (200) Capital Projects Fund

**Assets**

**Current Assets**

Fund Cash - Capital Projects  
Due From other funds  
Total Current Assets

\$1,137,112.59  
1,300,295.36

I

\$2,437,407.95

**Total Assets**

\$2,437,407.95

**Liabilities and Equity**

**Equity**

Fund Balance - Capital Projects  
Current Year Profit/Loss  
Total Equity

\$2,013,838.92  
423,569.03

2,437,407.95

**Total Liabilities and Equity**

\$2,437,407.95

**Superstition Fire & Medical District**  
**Monthly Pinal County Treasurer's Bank Account Reconciliation**  
**400 Special Revenue Fund**

**Reconciliation References:**

- A Previous month's bank ending balance / current month's bank beginning balance
- B Interest Income
- C Current month's Deposits / Donations
- D Current month's revenue transfer from 200 Fund
- E Current month's Accounts Payable disbursements
- F Current month's bank ending balance
- G Cash Balance per G/L Balance Sheet
- H Chase MasterCard credit card payment – warrant #1105000282 (paid 1/15/2020)



**Superstition Fire & Medical District  
Special Revenue (Fund 400) Cash Reconciliation  
Fiscal Year 2019 - 2020  
1/31/2020**

	Deposits (Cash Receipts)	Cash Disbursements	Book Balance
Book Balance as of: 1/1/2020			\$48,134.02 (A)
<u>Activity During the Month</u>			
<b>Journal Entries:</b>			
Interest Income (Expense):	68.06		68.06 (B)
<b>Cash Receipts</b>			
46750 FEMA Grant Receipts			-
47020 AED Donations			3,000.00
47100 EMS Cardiac Donations			-
47110 EMS Equipment Donations			-
47120 Prevention/Pub Ed Donations			-
47130 General Donations			50.00
<b>Deposits</b>			
Revenue Transfer	286.00		286.00 (D)
<b>Cash Disbursements</b>			
A) Accounts Payable		(3,306.03)	(3,306.03) (E)
B) Transfer In / Out			-
C) Refund Interest			-
	<u>\$3,404.06</u>	<u>(3,306.03)</u>	<u>\$48,232.05</u>

Pinal County Bank Balance

Ending Bank Balance as of: 1/31/2020      Balance from YTD Column      \$ 48,232.05 (F)

Less: Outstanding Warrants	Check #	
		-
		-
		-
		<u>\$ 48,232.05</u>
Prepared by: <u><i>Jeff Burke 2/3/2020</i></u>		Balance per B/S \$ 48,232.05 (G)
Reviewed by: <u><i>Roger Wood 2/4/2020</i></u>		Difference \$ -





Pinal County Treasurer

Monthly Statement

Date Range: 1/1/2020 to 1/31/2020

Account	Period	YTD	
<b>6116422901</b>	<b>Superstition Fire &amp; Medical Dist Special Revenue</b>		
Begin Balance:	(A) 48,134.02	48,437.86	
Income:	3,404.06	19,385.40	
LOC Advance:	.00	.00	
Expense:	(3,306.03)	(19,591.21)	LOC: .00
LOC Payments:	.00	.00	Warrants Outstanding: .00
Cash Balance:	(F) 48,232.05	48,232.05	End: 48,232.05

Monthly Statement Summary

Source Code	Description	MTDAmount	YTDAmount
<b>6116422901</b>	<b>Superstition Fire &amp; Medical Dist Special Revenue</b>	<b>Beginning Balance:</b> 48,134.02	48,437.86
21100.40	Wells Fargo Bank Investment Interest	3.02	4.68
21100.41	Wells Fargo Repo Investment Interest	16.16	89.11
21100.43	Wells Fargo Trust Investment Interest	.28	4.96
21100.46	Wells Fargo Investment Investment Interest	6.79	84.38
21100.55	Multi-Bank Securities Investment Interest	.00	34.87
21100.70	Vining Sparks Investment Interest	25.74	223.03
21100.80	Stifel Nicolaus & Company Investment Interest	16.07	67.82
73160.0	Deposits	3,050.00	18,590.55
73750.0	Revenue Transfer	286.00	286.00
90930.0	Warrants Redeemed	(3,306.03)	(19,591.21)
	<b>Ending Balance:</b>	<b>48,232.05</b>	<b>48,232.05</b>

Monthly Statement Detail

Date	Notes	Doc #	Amount	C/D
<b>6116422901 Superstition Fire &amp; Medical Dist Special Revenue</b>			<b>Beginning Balance: 48,134.02</b>	
21100.40	Wells Fargo Bank Investment Interest		Source Code Total: 3.02	
01/02	Investment Interest	0	3.02	C
21100.41	Wells Fargo Repo Investment Interest		Source Code Total: 16.16	
01/02	Investment Interest	0	10.23	C
01/22	Investment Interest	0	5.93	C
21100.43	Wells Fargo Trust Investment Interest		Source Code Total: .28	
01/03	Investment Interest	0	.28	C
21100.46	Wells Fargo Investment Investment Interest		Source Code Total: 6.79	
01/07	Investment Interest	0	.93	C
01/08	Investment Interest	0	.35	C
01/16	Investment Interest	0	3.22	C
01/30	Investment Interest	0	2.29	C
21100.70	Vining Sparks Investment Interest		Source Code Total: 25.74	
01/06	Investment Interest	0	4.46	C
01/10	Investment Interest	0	6.29	C
01/14	Investment Interest	0	4.37	C
01/17	Investment Interest	0	3.95	C
01/21	Investment Interest	0	1.31	C
01/27	Investment Interest	0	2.73	C
01/27	Investment Interest	0	2.63	C
21100.80	Stifel Nicolaus & Company Investment Interest		Source Code Total: 16.07	
01/13	Investment Interest	0	2.68	C
01/22	Investment Interest	0	6.59	C
01/28	Investment Interest	0	4.45	C
01/29	Investment Interest	0	2.35	C
73160.0	Deposits		Source Code Total: 3,050.00	
01/15	400.10.47020.41 TableOfGraceChurch/inv 5696/1190	0	1,500.00	C



Pinal County Treasurer

Monthly Statement

Date Range: 1/1/2020 to 1/31/2020

01/29	400.10.47130.10 Wellnhammer/inv 5716/ck 4299	0	50.00	C
01/29	400.10.47020.41 Mountain View/inv 5643/ck 2550	0	1,500.00	C
73750.0 Revenue Transfer			Source Code Total: 286.00	
01/16	Transfer City of Mesa Payable Expense	0	286.00	C
90930.0 Warrants Redeemed			Source Code Total: (3,306.03)	
01/23	Paid Warrants	0	(3,020.03)	D
01/29	Paid Warrants	0	(286.00)	D
6116422901 Superstition Fire & Medical Dist Special Revenue			<b>Ending Balance: 48,232.05</b>	

**Warrant Detail**

Payee Name	Warrant	Amount	Issue Dt	Status Dt	Voucher
<b>6116422901 Superstition Fire &amp; Medical Dist Special Revenue</b>					Account Total: 3,306.03
Fund: 1105					Fund Total: 3,306.03
Status: PAID					Status Total: 3,306.03
CHASE	1105000282	3,020.03	01/15/20	01/23/20	
CITY OF MESA	1107000586	286.00	01/15/20	01/29/20	
	Count	Amount			
Total PAID:	2	3,306.03			


**Superstition Fire & Medical District**

**AR Payment Register (Detail)**

Bank ID: Equal To S

Check No. / Payment ID	Payee Name / Customer Name	Invoice No. / Account Number	Amount Paid
<b>BANK: S - SPECIAL REVENUE FUND</b>			
<b>DEPOSIT: 2,727      DATE: 01/15/20</b>			
1190	TableOfGraceChurch/5696/1190 X (DONATION)	Check Invoice : 005696	\$1,500.00 \$1,500.00
CHECK # 1190 TOTAL:			\$1,500.00
DEPOSIT 2,727 TOTAL:			\$1,500.00
<b>DEPOSIT: 2,737      DATE: 01/29/20</b>			
4299	Weinhammer/inv 5716/ck 4299 X (DONATION)	Check Invoice : 005716	\$50.00 \$50.00
CHECK # 4299 TOTAL:			\$50.00
2550	Mountain View/inv 5643/ck 2550 X (DONATION)	Check Invoice : 005643	\$1,500.00 \$1,500.00
CHECK # 2550 TOTAL:			\$1,500.00
DEPOSIT 2,737 TOTAL:			\$1,550.00
<b>TOTAL FOR BANK ID: S</b>			<b>\$3,050.00</b>
GRAND TOTAL OF ALL CHECKS:			\$3,050.00
GRAND TOTAL OF ALL CREDIT CARDS:			\$0.00
GRAND TOTAL OF ALL CASH:			\$0.00
GRAND TOTAL OF ALL EFT:			\$0.00
GRAND TOTAL OF ALL PAYMENTS:			\$3,050.00
GRAND TOTAL OF ALL ADJUSTMENTS:			\$0.00
COMBINED TOTAL:			\$3,050.00

(C)



# TREASURER AGENCY SERVICES

PINAL COUNTY  
101.922.5071

---

Jennifer Burke Superstition Fire & Medical District
Home Contact Us Help Logout

- Inquiry ▲
- GL Accounts
- GL Transactions
- Warrant Search
- Treasurer Receipts
- Warrant Maintenance ▲
- Warrant Accounts
- Add New Warrant
- Bulk Upload Warrants
- Fund Transfers ▲
- Fund Transfer
- Bulk Upload Transfers
- Treasurer Receipts ▲
- Add New Receipt
- Upload Receipt File
- Reports ▲
- Monthly Statement
- Tax Distribution
- Top 50 Tax Payers
- Authority Assessments
- Authority Tax Payments
- Warrants Over 1 Year
- School Summary
- LOC Advances Summary
- Tax Adjustments by Auth
- Profile ▲
- My Profile

## General Ledger Transactions

### Advanced Search

GL Account:  Notes:

Source Code:

Post Date Range:  to  Amount Range:  to

Source Category: Income  Transfers Credit  Transfers Debit  Disbursements

GL	Post Date	SC	Notes	Doc	Doc Ref	Amount
6116422901	1/16/2020	73750.0	Transfer City of Mesa Payable Expense	TR		\$286.00
						<b>\$286.00</b>

Page 1 of 1  1 - 1 of 1 items

[GL Account Details](#)

Using a modern browser ensures the best user experience on this website.  
 You can check your browser is up to date by clicking [Browser Compatability Check](#).

**Superstition Fire & Medical District**

**Balance Sheet**

As of 1/31/2020

FUND: (400) Special Revenue Fund

**Assets**

**Current Assets**

Fund Cash - Special Revenue Fund

\$48,232.05

Total Current Assets

\$48,232.05

6

**Total Assets**

**\$48,232.05**

**Liabilities and Equity**

**Current Liabilities**

Sales Tax Payable

\$150.64

Total Current Liabilities

\$150.64

**Total Liabilities**

**\$150.64**

**Equity**

Fund Balance - Special Revenue Fund

\$48,437.86

Current Year Profit/Loss


(356.45)

Total Equity

48,081.41

**Total Liabilities and Equity**

**\$48,232.05**




February 2020						
S	M	T	W	T	F	S
26	27	28	29	30	31	1
2	3	4	5	6	7	8
9	10	11	12	13	14	15
16	17	18	19	20	21	22
23	24	25	26	27	28	29
		4	5	6		

New Balance  
**\$10,971.17**  
 Minimum Payment Due  
**\$109.00**  
 Payment Due Date  
**02/04/20**

**Late Payment Warning:** If we do not receive your minimum payment by the due date, you may have to pay up to a \$39 late fee.  
**Minimum Payment Warning:** Enroll in Auto-Pay and avoid missing a payment. To enroll, call the number on the back of your card or go to the web site listed above.

**ACCOUNT SUMMARY**



4600F (H)  
 \$3,020.03

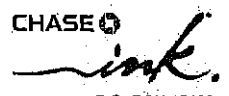
VENDOR # chasom  
 ACCOUNT # \_\_\_\_\_  
 APPROVAL \_\_\_\_\_  
 DATE PAID 11/15/2020  
 WARRANT # \_\_\_\_\_  
 282

000001 F163339 C 1

Y 9 10 20/01/10

Page 1 of 3

06630 MADA 86085 0101000010008608501



P.O. BOX 15123  
 WILMINGTON, DE 19850-5123  
 For Undeliverable Mail Only

Get updates on the go  
 Log on to [chase.com/alerts](https://chase.com/alerts)

42463152523264810001090001097117000000006



88035 BEX 9 01020 C  
 ROGER WOOD  
 SUPERSTITION FIRE  
 585 N IDAHO RD  
 APACHE JUNCTION AZ 85119-4014

\$ \_\_\_\_\_ Amount Enclosed  
 Make/Mail to Chase Card Services at the address below:

CARDMEMBER SERVICE  
 PO BOX 6294  
 CAROL STREAM IL 60197-6294

500016028 15952523264815



# ACCOUNT ACTIVITY

Date of Transaction	Merchant Name or Transaction Description	\$ Amount
12/23	Payment ThankYou Image Check	-1,678.80
12/23	Payment ThankYou Image Check	-5,668.64
12/23	Payment ThankYou Image Check	-5,835.09
12/10	OFFICEMAX/DEPOT 6678 APACHE JUNCTI AZ 100F \$138.99	207.76 150F 18115 \$69.96
01/07	PNP AZ DOR TAXFEE info@pointand MI 100F 18190 \$9.98	12.14 150F 18191 \$35.46 400F 18192 \$75.9
01/07	AZ DEPT OF REVENUE TMACCONNEL@AZ AZ 100F 18190 \$42.13	516.68 150F 18191 \$152.99 400F 18192 \$369.43
	ROGER WOOD TRANSACTIONS THIS CYCLE (CARD 6481) \$12445.75- INCLUDING PAYMENTS RECEIVED	
12/31	OFFICEMAX/DEPOT 6678 APACHE JUNCTI AZ 100F 18174 \$51.73	76.71 150F 2557 18175
01/02	CIRCLE K # 03444 APACHE JUNCTI AZ MIKE FARBER TRANSACTIONS THIS CYCLE (CARD 6523) \$178.71	100.00 100F
01/01	JONES & BARTLETT LEARNING 8008320034 MA 18165	685.50 100F
01/02	AMZN Mktp US*9G2BC2A83 Amzn.com/bill WA 18165	65.31 100F
12/31	WORLDPOINT ECC INCORPORAT 847-4653200 IL 18165	27.50 100F
01/03	AMZN Mktp US*Q06EZ56K3 Amzn.com/bill WA 18165	236.50 100F
01/08	ELEARNING AMERICAN HEART 888-242-8883 TX KELLY BARTZ TRANSACTIONS THIS CYCLE (CARD 6598) \$1514.81	510.00 100F
01/05	WM SUPERCENTER #1381 APACHE JUNCTI AZ BRETT BROMAN TRANSACTIONS THIS CYCLE (CARD 6630) \$93.91	93.91 100F
12/17	Amazon.com*O10CU1TP3 Amzn.com/bill WA 18162	133.63 100F
12/20	AZ FIRE DIST ASSN 480-496-4331 AZ 18219	400.00 100F
12/19	AZ FIRE DIST ASSN 480-496-4331 AZ 18220	1,200.00 100F
12/20	GRAMMARLY COQ6R00GN GRAMMARLY.COM CA 100F 18147 \$300.00	450.00 150F 18148 \$150.00
12/20	AQUARIUS RESERVATIONS 8886625825 NV 18233	47.25 100F
12/20	AQUARIUS RESERVATIONS 8886625825 NV 18233	47.25 100F
12/20	AQUARIUS RESERVATIONS 8886625825 NV 18233	47.25 100F
12/20	AQUARIUS RESERVATIONS 8886625825 NV 18233	47.25 100F
12/20	AQUARIUS RESERVATIONS 8886625825 NV 18233	47.25 100F
12/20	AQUARIUS RESERVATIONS 8886625825 NV 18233	47.25 100F
12/20	AQUARIUS RESERVATIONS 8886625825 NV 18233	47.25 100F
12/20	AQUARIUS RESERVATIONS 8886625825 NV 18233	47.25 100F
	ANNA BUTEL TRANSACTIONS THIS CYCLE (CARD 6655) \$2561.63	
12/11	AMZN Mktp US*8380Y7BA3 Amzn.com/bill WA 100F 18167 \$119.2	23.31 150F 18168 \$116.5
12/11	AZ VEHICLE EMISSIONS PHOENIX AZ 18167	16.00 100F
12/17	WWW COSTCO COM 800-955-2292 WA 100F 18167 \$151.9	1,372.78 150F 18168 \$457.59
12/17	AMZN Mktp US*JZ6M45RK3 Amzn.com/bill WA 18168	1,383.82 150F
01/03	AMZN Mktp US*LT10X67D3 Amzn.com/bill WA 18167	29.57 100F
01/07	AMZN Mktp US*9E5QW1963 Amzn.com/bill WA 100F 18167 \$112.22	224.44 150F 18168 \$112.22
01/07	OFFICE DEPOT #1079 800-463-3768 TX 18167	10.54 100F
01/07	OFFICE DEPOT #5101 800-463-3768 AZ 18167	38.95 100F
	VADGHN CROSHAW TRANSACTIONS THIS CYCLE (CARD 0887) \$3099.41	
12/19	ONE BEAT CPR LEARNING 855-663-2328 FL 18196	1,345.00 400F
12/31	ONE BEAT CPR LEARNING 855-663-2328 FL 18199	1,345.00 400F
01/06	OFFICEMAX/DEPOT 6678 APACHE JUNCTI AZ 18195	68.12 100F
01/07	PAYPAL *DPCA 402-935-7733 AZ 18196	30.00 100F
	TINA GEROLA TRANSACTIONS THIS CYCLE (CARD 6473) \$2768.12	

2020 Totals Year-to-Date	
Total fees charged in 2020	\$0.00
Total interest charged in 2020	\$0.00

Year-to-date totals do not reflect any fee or interest refunds you may have received.

# Superstition Fire & Medical District Monthly Pinal County Treasurer's Bank Account Reconciliation

## 500 Debt Principal Fund

### Reconciliation References:

- A Previous month's bank ending balance / current month's bank beginning balance
  - B Interest Income
  - C Current month's property tax receipts (real and personal)
  - D Current month's refunded interest
  - E Current month's bank ending balance
  - F Cash Balance per G/L Balance Sheet
- \*consolidated account ending 1407 (original bond account) into 1409 (refinanced bond account)





**Superstition Fire & Medical District**  
**Debt Retirement Principal (Fund 500) Cash Reconciliation**  
**Fiscal Year 2019 - 2020**  
**1/31/2020**

	Deposits (Cash Receipts)	Cash Disbursements	Book Balance
Book Balance as of: 1/1/2020			\$588,198.52 (A)
<u>Activity During the Month</u>			
Journal Entries:			
Interest Income (Expense):	638.08		638.08 (B)
Cash Receipts			
2007 Real Estate Taxes			-
2008 Real Estate Taxes			-
2009 Real Estate Taxes			-
2010 Real Estate Taxes			-
2011 Real Estate Taxes			-
2012 Real Estate Taxes			-
2013 Real Estate Taxes			-
2014 Real Estate Taxes			-
2015 Real Estate Taxes			-
2016 Real Estate Taxes			-
2017 Real Estate Taxes			-
2018 Real Estate Taxes	487.92		487.92
2019 Real Estate Taxes	13,731.20		13,731.20 (C)
2008 Pers. Prop. Taxes			-
2009 Pers. Prop. Taxes			-
2010 Pers. Prop. Taxes	0.27		0.27
2011 Pers. Prop. Taxes	2.24		2.24
2012 Pers. Prop. Taxes			-
2013 Pers. Prop. Taxes	1.17		1.17
2014 Pers. Prop. Taxes	0.52		0.52
2015 Pers. Prop. Taxes	5.64		5.64
2016 Pers. Prop. Taxes	20.38		20.38
2017 Pers. Prop. Taxes	28.99		28.99
2018 Pers. Prop. Taxes	105.46		105.46
2019 Pers. Prop. Taxes	1,036.64		1,036.64
SRP Contributions			-
Deposits			
Revenue Transfer			
Cash Disbursements			
A) Accounts Payable			-
B) Transfer In / Out			-
C) Refund Interest		(0.19)	(0.19) (D)
	\$16,058.51	(0.19)	\$604,256.84

Pinal County Bank Balance

Ending Bank Balance as of: 1/31/2020      Balance from YTD Column      \$ 604,256.84 (E)

Less: Outstanding Warrants      Check #      -  
 Plus: Deposits in Transit      -  
 Prepared by: *[Signature]* 2/3/2020      \$ 604,256.84  
 Balance per B/S      \$ 604,256.84 (F)

Difference      \$      2/3/2020 1:19 PM



Pinal County Treasurer

Monthly Statement

Date Range: 1/1/2020 to 1/31/2020

Account	Period	YTD	
<b>6116421409</b>	<b>Super Fire &amp; Med Debt Refunding Prin Series 2018</b>		
Begin Balance:	(A) 588,198.52	239,897.27	
Income:	16,058.51	364,360.14	
LOC Advance:	.00	.00	
Expense:	(.19)	(.57)	LOC: .00
LOC Payments:	.00	.00	Warrants Outstanding: .00
Cash Balance:	(E) 604,256.84	604,256.84	End: 604,256.84

Monthly Statement Summary

Source Code	Description	MTDAmount	YTDAmount
<b>6116421409 Super Fire &amp; Med Debt Refunding Prin Series 2018</b>	<b>Beginning Balance:</b>	<b>588,198.52</b>	<b>239,897.27</b>
11100.2018	2018 Real Estate Taxes	487.92	5,357.49
11100.2019	2019 Real Estate Taxes	13,731.20	314,642.66
12100.2018	2018 Personal Property Taxes	105.46	960.63
12100.2019	2019 Personal Property Taxes	1,036.64	30,652.96
14100.0	Salt River Contribution	.00	7,305.95
18200.2008	2008 Taxes Transferred	.00	.03
18200.2009	2009 Taxes Transferred	.00	.41
18200.2010	2010 Taxes Transferred	.27	4.15
18200.2011	2011 Taxes Transferred	2.24	4.98
18200.2012	2012 Taxes Transferred	.00	10.66
18200.2013	2013 Taxes Transferred	1.17	16.53
18200.2014	2014 Taxes Transferred	.52	31.57
18200.2015	2015 Taxes Transferred	5.64	41.01
18200.2016	2016 Taxes Transferred	20.38	99.38
18200.2017	2017 Taxes Transferred	28.99	198.37
21100.40	Wells Fargo Bank Investment Interest	33.08	47.77
21100.41	Wells Fargo Repo Investment Interest	184.80	852.77
21100.43	Wells Fargo Trust Investment Interest	3.02	39.74
21100.46	Wells Fargo Investment Investment Interest	64.67	791.24
21100.55	Multi-Bank Securities Investment Interest	.00	394.02
21100.70	Vining Sparks Investment Interest	212.35	2,238.99
21100.80	Stifel Nicolaus & Company Investment Interest	140.16	668.83
90400.0	Refund Interest	(.19)	(.57)
	<b>Ending Balance:</b>	<b>604,256.84</b>	<b>604,256.84</b>

*Handwritten notes: (C) \$15,420.43 (B) \$638.08 (D)*

Monthly Statement Detail

Date	Notes	Doc #	Amount	C/D
<b>6116421409 Super Fire &amp; Med Debt Refunding Prin Series 2018</b>			<b>Beginning Balance: 588,198.52</b>	
11100.2018	2018 Real Estate Taxes		Source Code Total: 487.92	
01/02	Tax Distribution	0	2.75	C
01/02	Tax Distribution	0	27.28	C
01/02	Tax Distribution	0	15.99	C
01/03	Tax Distribution	0	10.99	C
01/03	Tax Distribution	0	36.49	C
01/06	Tax Distribution	0	20.46	C
01/06	Tax Distribution	0	9.58	C
01/07	Tax Distribution	0	2.46	C
01/07	Tax Distribution	0	29.74	C
01/08	Tax Distribution	0	(11.91)	C
01/08	Tax Distribution	0	10.33	C



Pinal County Treasurer

Monthly Statement

Date Range: 1/1/2020 to 1/31/2020

01/08	Tax Distribution	0	32.33	C
01/10	Tax Distribution	0	3.23	C
01/13	Tax Distribution	0	2.62	C
01/13	Tax Distribution	0	7.19	C
01/14	Tax Distribution	0	61.68	C
01/15	Tax Distribution	0	38.47	C
01/15	Tax Distribution	0	7.59	C
01/16	Tax Distribution	0	3.82	C
01/16	Tax Distribution	0	22.12	C
01/17	Tax Distribution	0	4.70	C
01/21	Tax Distribution	0	9.40	C
01/22	Tax Distribution	0	3.26	C
01/22	Tax Distribution	0	17.06	C
01/23	Tax Distribution	0	29.85	C
01/24	Tax Distribution	0	8.80	C
01/24	Tax Distribution	0	7.29	C
01/27	Tax Distribution	0	28.60	C
01/27	Tax Distribution	0	24.46	C
01/28	Tax Distribution	0	5.65	C
01/29	Tax Distribution	0	9.70	C
01/30	Tax Distribution	0	5.94	C
11100.2019 2019 Real Estate Taxes			Source Code Total: 13,731.20	
01/02	Tax Distribution	0	144.42	C
01/02	Tax Distribution	0	389.00	C
01/02	Tax Distribution	0	451.02	C
01/03	Tax Distribution	0	1,099.83	C
01/03	Tax Distribution	0	552.60	C
01/03	Tax Distribution	0	3,412.85	C
01/03	Tax Distribution	0	199.88	C
01/06	Tax Distribution	0	232.53	C
01/06	Tax Distribution	0	3,073.78	C
01/06	Tax Distribution	0	168.35	C
01/06	Tax Distribution	0	78.70	C
01/07	Tax Distribution	0	84.74	C
01/07	Tax Distribution	0	71.22	C
01/07	Tax Distribution	0	21.56	C
01/08	Tax Distribution	0	1.42	C
01/08	Tax Distribution	0	(34.42)	C
01/08	Tax Distribution	0	24.14	C
01/08	Tax Distribution	0	235.78	C
01/08	Tax Distribution	0	65.62	C
01/09	Tax Distribution	0	89.80	C
01/09	Tax Distribution	0	58.64	C
01/10	Tax Distribution	0	(7.07)	C
01/10	Tax Distribution	0	95.50	C
01/10	Tax Distribution	0	.04	C
01/10	Tax Distribution	0	127.31	C
01/13	Tax Distribution	0	46.17	C
01/13	Tax Distribution	0	103.50	C
01/13	Tax Distribution	0	37.20	C
01/13	Tax Distribution	0	126.85	C
01/14	Tax Distribution	0	11.63	C
01/14	Tax Distribution	0	24.19	C
01/14	Tax Distribution	0	64.77	C
01/15	Tax Distribution	0	65.75	C
01/15	Tax Distribution	0	11.81	C
01/15	Tax Distribution	0	37.38	C



Pinal County Treasurer

Monthly Statement

Date Range: 1/1/2020 to 1/31/2020

01/15	Tax Distribution	0	24.72	C
01/15	Tax Distribution	0	115.21	C
01/16	Tax Distribution	0	41.87	C
01/16	Tax Distribution	0	10.37	C
01/17	Tax Distribution	0	72.25	C
01/17	Tax Distribution	0	122.49	C
01/21	Tax Distribution	0	101.65	C
01/21	Tax Distribution	0	176.32	C
01/21	Tax Distribution	0	104.88	C
01/22	Tax Distribution	0	37.86	C
01/22	Tax Distribution	0	145.63	C
01/22	Tax Distribution	0	135.01	C
01/23	Tax Distribution	0	55.86	C
01/23	Tax Distribution	0	30.49	C
01/23	Tax Distribution	0	22.01	C
01/24	Tax Distribution	0	41.38	C
01/24	Tax Distribution	0	65.54	C
01/24	Tax Distribution	0	11.32	C
01/27	Tax Distribution	0	171.66	C
01/27	Tax Distribution	0	27.42	C
01/27	Tax Distribution	0	109.00	C
01/27	Tax Distribution	0	92.86	C
01/28	Tax Distribution	0	132.55	C
01/28	Tax Distribution	0	43.08	C
01/28	Tax Distribution	0	35.24	C
01/28	Tax Distribution	0	53.09	C
01/29	Tax Distribution	0	7.15	C
01/29	Tax Distribution	0	71.60	C
01/29	Tax Distribution	0	69.03	C
01/29	Tax Distribution	0	149.94	C
01/30	Tax Distribution	0	66.02	C
01/30	Tax Distribution	0	14.26	C
01/31	Tax Distribution	0	89.88	C
01/31	Tax Distribution	0	62.18	C
01/31	Tax Distribution	0	54.89	C
12100.2018 2018 Personal Property Taxes			Source Code Total: 105.46	
01/02	Tax Distribution	0	8.99	C
01/02	Tax Distribution	0	1.11	C
01/03	Tax Distribution	0	15.63	C
01/03	Tax Distribution	0	.43	C
01/06	Tax Distribution	0	2.78	C
01/06	Tax Distribution	0	3.07	C
01/06	Tax Distribution	0	.70	C
01/07	Tax Distribution	0	.73	C
01/07	Tax Distribution	0	.67	C
01/08	Tax Distribution	0	2.34	C
01/08	Tax Distribution	0	1.21	C
01/08	Tax Distribution	0	.82	C
01/09	Tax Distribution	0	1.30	C
01/10	Tax Distribution	0	.07	C
01/10	Tax Distribution	0	13.24	C
01/13	Tax Distribution	0	1.51	C
01/13	Tax Distribution	0	3.81	C
01/14	Tax Distribution	0	.11	C
01/15	Tax Distribution	0	1.39	C
01/17	Tax Distribution	0	1.11	C
01/21	Tax Distribution	0	7.09	C



Pinal County Treasurer

Monthly Statement

Date Range: 1/1/2020 to 1/31/2020

01/22	Tax Distribution	0	.20	C
01/22	Tax Distribution	0	7.42	C
01/22	Tax Distribution	0	1.76	C
01/23	Tax Distribution	0	.99	C
01/24	Tax Distribution	0	.77	C
01/24	Tax Distribution	0	5.96	C
01/27	Tax Distribution	0	.80	C
01/27	Tax Distribution	0	1.86	C
01/27	Tax Distribution	0	1.22	C
01/27	Tax Distribution	0	.09	C
01/29	Tax Distribution	0	3.69	C
01/29	Tax Distribution	0	.64	C
01/30	Tax Distribution	0	.90	C
01/30	Tax Distribution	0	4.04	C
01/30	Tax Distribution	0	2.35	C
01/31	Tax Distribution	0	4.66	C
12100.2019 2019 Personal Property Taxes			Source Code Total: 1,036.64	
01/02	Tax Distribution	0	11.05	C
01/02	Tax Distribution	0	76.96	C
01/02	Tax Distribution	0	62.59	C
01/03	Tax Distribution	0	144.23	C
01/03	Tax Distribution	0	11.52	C
01/03	Tax Distribution	0	79.49	C
01/03	Tax Distribution	0	47.80	C
01/06	Tax Distribution	0	18.50	C
01/06	Tax Distribution	0	38.35	C
01/06	Tax Distribution	0	19.87	C
01/06	Tax Distribution	0	6.93	C
01/07	Tax Distribution	0	21.82	C
01/07	Tax Distribution	0	18.34	C
01/07	Tax Distribution	0	6.56	C
01/08	Tax Distribution	0	(.99)	C
01/08	Tax Distribution	0	10.15	C
01/08	Tax Distribution	0	(1.85)	C
01/08	Tax Distribution	0	15.42	C
01/08	Tax Distribution	0	11.60	C
01/08	Tax Distribution	0	.60	C
01/09	Tax Distribution	0	24.97	C
01/09	Tax Distribution	0	13.46	C
01/10	Tax Distribution	0	(5.42)	C
01/10	Tax Distribution	0	.24	C
01/10	Tax Distribution	0	21.42	C
01/13	Tax Distribution	0	15.71	C
01/13	Tax Distribution	0	22.15	C
01/13	Tax Distribution	0	15.01	C
01/13	Tax Distribution	0	10.35	C
01/14	Tax Distribution	0	.84	C
01/15	Tax Distribution	0	5.19	C
01/15	Tax Distribution	0	1.20	C
01/15	Tax Distribution	0	5.55	C
01/15	Tax Distribution	0	8.56	C
01/16	Tax Distribution	0	16.21	C
01/16	Tax Distribution	0	.74	C
01/17	Tax Distribution	0	9.24	C
01/17	Tax Distribution	0	11.22	C
01/21	Tax Distribution	0	2.90	C
01/21	Tax Distribution	0	28.65	C




Pinal County Treasurer

Monthly Statement

Date Range: 1/1/2020 to 1/31/2020

01/21	Tax Distribution	0	2.70	C
01/22	Tax Distribution	0	17.40	C
01/22	Tax Distribution	0	4.38	C
01/22	Tax Distribution	0	21.76	C
01/23	Tax Distribution	0	2.94	C
01/23	Tax Distribution	0	13.30	C
01/24	Tax Distribution	0	(1.36)	C
01/24	Tax Distribution	0	7.75	C
01/24	Tax Distribution	0	12.41	C
01/24	Tax Distribution	0	4.76	C
01/27	Tax Distribution	0	16.02	C
01/27	Tax Distribution	0	12.92	C
01/27	Tax Distribution	0	5.87	C
01/28	Tax Distribution	0	1.46	C
01/28	Tax Distribution	0	5.53	C
01/28	Tax Distribution	0	16.73	C
01/28	Tax Distribution	0	5.90	C
01/29	Tax Distribution	0	13.99	C
01/29	Tax Distribution	0	7.37	C
01/29	Tax Distribution	0	13.30	C
01/29	Tax Distribution	0	5.82	C
01/30	Tax Distribution	0	5.70	C
01/30	Tax Distribution	0	12.07	C
01/30	Tax Distribution	0	5.24	C
01/30	Tax Distribution	0	5.66	C
01/31	Tax Distribution	0	4.12	C
01/31	Tax Distribution	0	3.18	C
01/31	Tax Distribution	0	2.59	C
18200.2010 2010 Taxes Transferred			Source Code Total: .27	
01/02	MATURED DEBT SVC FR 6-11642-1407	0	.27	C
18200.2011 2011 Taxes Transferred			Source Code Total: 2.24	
01/02	MATURED DEBT SVC FR 6-11642-1407	0	2.24	C
18200.2013 2013 Taxes Transferred			Source Code Total: 1.17	
01/07	MATURED DEBT SVC FR 6-11642-1407	0	.34	C
01/28	MATURED DEBT SVC FR 6-11642-1407	0	.26	C
01/29	MATURED DEBT SVC FR 6-11642-1407	0	.57	C
18200.2014 2014 Taxes Transferred			Source Code Total: .52	
01/03	MATURED DEBT SVC FR 6-11642-1407	0	.05	C
01/28	MATURED DEBT SVC FR 6-11642-1407	0	.10	C
01/29	MATURED DEBT SVC FR 6-11642-1407	0	.37	C
18200.2015 2015 Taxes Transferred			Source Code Total: 5.64	
01/03	MATURED DEBT SVC FR 6-11642-1407	0	.29	C
01/10	MATURED DEBT SVC FR 6-11642-1407	0	.49	C
01/21	MATURED DEBT SVC FR 6-11642-1407	0	4.53	C
01/30	MATURED DEBT SVC FR 6-11642-1407	0	.33	C
18200.2016 2016 Taxes Transferred			Source Code Total: 20.38	
01/03	MATURED DEBT SVC FR 6-11642-1407	0	.30	C
01/06	MATURED DEBT SVC FR 6-11642-1407	0	.01	C
01/07	MATURED DEBT SVC FR 6-11642-1407	0	.22	C
01/10	MATURED DEBT SVC FR 6-11642-1407	0	3.37	C
01/13	MATURED DEBT SVC FR 6-11642-1407	0	.71	C
01/14	MATURED DEBT SVC FR 6-11642-1407	0	2.96	C
01/16	MATURED DEBT SVC FR 6-11642-1407	0	.32	C
01/21	MATURED DEBT SVC FR 6-11642-1407	0	11.48	C
01/27	MATURED DEBT SVC FR 6-11642-1407	0	1.01	C
18200.2017 2017 Taxes Transferred			Source Code Total: 28.99	
01/03	MATURED DEBT SVC FR 6-11642-1407	0	4.01	C



Pinal County Treasurer

Monthly Statement

Date Range: 1/1/2020 to 1/31/2020

01/06	MATURED DEBT SVC FR 6-11642-1407	0	2.45	C
01/06	MATURED DEBT SVC FR 6-11642-1407	0	2.02	C
01/07	MATURED DEBT SVC FR 6-11642-1407	0	.19	C
01/07	MATURED DEBT SVC FR 6-11642-1407	0	.50	C
01/08	MATURED DEBT SVC FR 6-11642-1407	0	1.47	C
01/09	MATURED DEBT SVC FR 6-11642-1407	0	.83	C
01/10	MATURED DEBT SVC FR 6-11642-1407	0	.01	C
01/10	MATURED DEBT SVC FR 6-11642-1407	0	6.77	C
01/13	MATURED DEBT SVC FR 6-11642-1407	0	.14	C
01/13	MATURED DEBT SVC FR 6-11642-1407	0	.74	C
01/14	MATURED DEBT SVC FR 6-11642-1407	0	(.01)	C
01/21	MATURED DEBT SVC FR 6-11642-1407	0	5.18	C
01/24	MATURED DEBT SVC FR 6-11642-1407	0	.06	C
01/27	MATURED DEBT SVC FR 6-11642-1407	0	1.06	C
01/29	MATURED DEBT SVC FR 6-11642-1407	0	3.19	C
01/31	MATURED DEBT SVC FR 6-11642-1407	0	.38	C
21100.40 Wells Fargo Bank Investment Interest			Source Code Total: 33.08	
01/02	Investment Interest	0	33.08	C
21100.41 Wells Fargo Repo Investment Interest			Source Code Total: 184.80	
01/02	Investment Interest	0	112.03	C
01/22	Investment Interest	0	72.77	C
21100.43 Wells Fargo Trust Investment Interest			Source Code Total: 3.02	
01/03	Investment Interest	0	3.02	C
21100.46 Wells Fargo Investment Investment Interest			Source Code Total: 64.67	
01/07	Investment Interest	0	10.37	C
01/08	Investment Interest	0	2.70	C
01/16	Investment Interest	0	25.65	C
01/30	Investment Interest	0	25.95	C
21100.70 Vining Sparks Investment Interest			Source Code Total: 212.35	
01/06	Investment Interest	0	33.96	C
01/10	Investment Interest	0	48.95	C
01/14	Investment Interest	0	34.67	C
01/17	Investment Interest	0	31.78	C
01/21	Investment Interest	0	10.57	C
01/27	Investment Interest	0	29.32	C
01/27	Investment Interest	0	23.10	C
21100.80 Stifel Nicolaus & Company Investment Interest			Source Code Total: 140.16	
01/13	Investment Interest	0	21.18	C
01/22	Investment Interest	0	54.45	C
01/28	Investment Interest	0	37.91	C
01/29	Investment Interest	0	26.62	C
90400.0 Refund Interest			Source Code Total: (.19)	
01/08	162232 T99-42-98901 2019 Adjustment/Corr Refund	162232	(.03)	D
01/10	162282 B99-96-81375 2019 Adjustment/Corr Refund	162282	(.16)	D
6116421409 Super Fire & Med Debt Refunding Prin Series 2018			<b>Ending Balance: 604,256.84</b>	

**Superstition Fire & Medical District**

Balance Sheet

As of 1/31/2020

FUND: (500) Debt Retirement Principal Fund

**Assets**

**Current Assets**

Fund Cash - Debt Retirement Principal  
Total Current Assets

\$604,256.84

\$604,256.84

(F)

**Total Assets**

\$604,256.84

**Liabilities and Equity**

**Equity**

Fund Balance - Debt Retirement Principal  
Current Year Profit/Loss  
Total Equity

\$239,897.27

364,359.57

604,256.84

**Total Liabilities and Equity**

\$604,256.84



**Superstition Fire & Medical District  
Monthly Pinal County Treasurer's Bank Account Reconciliation**

**600 Debt Interest Fund**

**Reconciliation References:**

- A Previous month's bank ending balance / current month's bank beginning balance
  - B Interest Income
  - C Current month's property tax receipts (real and personal)
  - D Current month's refunded interest
  - E Current month's bank ending balance
  - F Cash Balance per G/L Balance Sheet
- \*consolidated account ending 1408 (original bond account) into 1410 (refinanced bond account)



**Superstition Fire & Medical District**  
**Debt Retirement Interest (Fund 600) Cash Reconciliation**  
**Fiscal Year 2019 - 2020**  
**1/31/2020**

	Deposits (Cash Receipts)	Cash Disbursements	Treasurer's Balance	Book Balance
Book Balance as of: 1/1/2020				\$78,279.71 (A)
<u>Activity During the Month</u>				
Journal Entries:				
Interest Income (Expense):	132.51			132.51 (B)
Cash Receipts				
2007 Real Estate Taxes				-
2008 Real Estate Taxes				-
2009 Real Estate Taxes				-
2010 Real Estate Taxes				-
2011 Real Estate Taxes				-
2012 Real Estate Taxes				-
2013 Real Estate Taxes				-
2014 Real Estate Taxes				-
2015 Real Estate Taxes				-
2016 Real Estate Taxes				-
2017 Real Estate Taxes				-
2018 Real Estate Taxes	68.07			68.07
2019 Real Estate Taxes	4,232.07			4,232.07
2008 Pers. Prop. Taxes				-
2009 Pers. Prop. Taxes				-
2010 Pers. Prop. Taxes	0.33			0.33
2011 Pers. Prop. Taxes	2.69			2.69
2012 Pers. Prop. Taxes				-
2013 Pers. Prop. Taxes	1.09			1.09
2014 Pers. Prop. Taxes	0.45			0.45
2015 Pers. Prop. Taxes	4.31			4.31
2016 Pers. Prop. Taxes	14.03			14.03
2017 Pers. Prop. Taxes	17.71			17.71
2018 Pers. Prop. Taxes	14.68			14.68
2019 Pers. Prop. Taxes	319.51			319.51
SRP Contributions				-
Deposits				
Revenue Transfer				
Cash Disbursements				
A) Accounts Payable				-
B) Transfer In / Out				-
C) Refund Interest		(0.06)		(0.06) (D)
	\$4,807.45	(0.06)		\$83,087.10
<u>Pinal County Bank Balance</u>				
Ending Bank Balance as of: 1/31/2020				\$ 83,087.10 (E)
Less: Outstanding Warrants				-
Plus: Deposits in Transit				-
				\$ 83,087.10
Prepared by: <u><i>April Duke 2/3/2020</i></u>				\$ 83,087.10 (F)
Reviewed by: <u><i>Roger Wood 2/4/2020</i></u>				
				Difference \$ -



Pinal County Treasurer

Monthly Statement

Date Range: 1/1/2020 to 1/31/2020

Account	Period	YTD	
<b>6116421410</b>	<b>Super Fire &amp; Med Debt Refunding Int Series 2018</b>		
Begin Balance:	(A) 78,279.71	41,798.03	
Income:	4,807.45	110,719.72	
LOC Advance:	.00	.00	
Expense:	(.06)	(69,430.65)	LOC: .00
LOC Payments:	.00	.00	Warrants Outstanding: .00
Cash Balance:	(E) 83,087.10	83,087.10	End: 83,087.10

Monthly Statement Summary

Source Code	Description	MTDAmount	YTDAmount
<b>6116421410</b>	<b>Super Fire &amp; Med Debt Refunding Int Series 2018</b>	<b>Beginning Balance:</b> 78,279.71	41,798.03
11100.2018	2018 Real Estate Taxes	68.07	747.15
11100.2019	2019 Real Estate Taxes	4,232.07	96,974.86
12100.2018	2018 Personal Property Taxes	14.68	133.84
12100.2019	2019 Personal Property Taxes	319.51	9,447.62
14100.0	Salt River Contribution	.00	2,251.74
18200.2008	2008 Taxes Transferred	.00	.05
18200.2009	2009 Taxes Transferred	.00	.54
18200.2010	2010 Taxes Transferred	.33	5.00
18200.2011	2011 Taxes Transferred	2.69	5.98
18200.2012	2012 Taxes Transferred	.00	10.07
18200.2013	2013 Taxes Transferred	1.09	15.40
18200.2014	2014 Taxes Transferred	.45	27.02
18200.2015	2015 Taxes Transferred	4.31	31.31
18200.2016	2016 Taxes Transferred	14.03	68.45
18200.2017	2017 Taxes Transferred	17.71	121.13
21100.40	Wells Fargo Bank Investment Interest	8.07	10.57
21100.41	Wells Fargo Repo Investment Interest	37.24	157.47
21100.43	Wells Fargo Trust Investment Interest	.74	7.25
21100.46	Wells Fargo Investment Investment Interest	13.53	138.06
21100.55	Multi-Bank Securities Investment Interest	.00	61.28
21100.70	Vining Sparks Investment Interest	44.25	386.33
21100.80	Stifel Nicolaus & Company Investment Interest	28.68	118.60
90400.0	Refund Interest	(.06)	(.14)
90810.0	Coupons Paid	.00	(69,430.51)
<b>Ending Balance:</b>		<b>83,087.10</b>	<b>83,087.10</b>

Monthly Statement Detail

Date	Notes	Doc #	Amount	C/D
<b>6116421410 Super Fire &amp; Med Debt Refunding Int Series 2018</b>			<b>Beginning Balance: 78,279.71</b>	
11100.2018	2018 Real Estate Taxes		Source Code Total: 68.07	
01/02	Tax Distribution	0	.38	C
01/02	Tax Distribution	0	3.80	C
01/02	Tax Distribution	0	2.23	C
01/03	Tax Distribution	0	1.53	C
01/03	Tax Distribution	0	5.09	C
01/06	Tax Distribution	0	2.86	C
01/06	Tax Distribution	0	1.33	C
01/07	Tax Distribution	0	.34	C
01/07	Tax Distribution	0	4.15	C
01/08	Tax Distribution	0	(1.66)	C



Pinal County Treasurer

Monthly Statement

Date Range: 1/1/2020 to 1/31/2020

01/08	Tax Distribution	0	1.44	C
01/08	Tax Distribution	0	4.52	C
01/10	Tax Distribution	0	.45	C
01/13	Tax Distribution	0	.37	C
01/13	Tax Distribution	0	1.00	C
01/14	Tax Distribution	0	8.60	C
01/15	Tax Distribution	0	5.36	C
01/15	Tax Distribution	0	1.06	C
01/16	Tax Distribution	0	.53	C
01/16	Tax Distribution	0	3.09	C
01/17	Tax Distribution	0	.65	C
01/21	Tax Distribution	0	1.31	C
01/22	Tax Distribution	0	.46	C
01/22	Tax Distribution	0	2.39	C
01/23	Tax Distribution	0	4.16	C
01/24	Tax Distribution	0	1.23	C
01/24	Tax Distribution	0	1.02	C
01/27	Tax Distribution	0	3.99	C
01/27	Tax Distribution	0	3.41	C
01/28	Tax Distribution	0	.79	C
01/29	Tax Distribution	0	1.36	C
01/30	Tax Distribution	0	.83	C
11100.2019	2019 Real Estate Taxes		Source Code Total: 4,232.07	
01/02	Tax Distribution	0	44.50	C
01/02	Tax Distribution	0	119.91	C
01/02	Tax Distribution	0	139.02	C
01/03	Tax Distribution	0	338.96	C
01/03	Tax Distribution	0	170.32	C
01/03	Tax Distribution	0	1,051.87	C
01/03	Tax Distribution	0	61.62	C
01/06	Tax Distribution	0	71.65	C
01/06	Tax Distribution	0	947.37	C
01/06	Tax Distribution	0	51.89	C
01/06	Tax Distribution	0	24.26	C
01/07	Tax Distribution	0	26.11	C
01/07	Tax Distribution	0	21.96	C
01/07	Tax Distribution	0	6.64	C
01/08	Tax Distribution	0	(10.61)	C
01/08	Tax Distribution	0	7.45	C
01/08	Tax Distribution	0	72.66	C
01/08	Tax Distribution	0	20.22	C
01/08	Tax Distribution	0	.44	C
01/09	Tax Distribution	0	27.67	C
01/09	Tax Distribution	0	18.07	C
01/10	Tax Distribution	0	(2.18)	C
01/10	Tax Distribution	0	29.43	C
01/10	Tax Distribution	0	.01	C
01/10	Tax Distribution	0	39.24	C
01/13	Tax Distribution	0	14.22	C
01/13	Tax Distribution	0	31.90	C
01/13	Tax Distribution	0	11.47	C
01/13	Tax Distribution	0	39.10	C
01/14	Tax Distribution	0	3.59	C
01/14	Tax Distribution	0	7.44	C
01/14	Tax Distribution	0	19.96	C
01/15	Tax Distribution	0	20.26	C
01/15	Tax Distribution	0	3.64	C



Pinal County Treasurer

Monthly Statement

Date Range: 1/1/2020 to 1/31/2020

01/15	Tax Distribution	0	11.51	C
01/15	Tax Distribution	0	7.63	C
01/15	Tax Distribution	0	35.51	C
01/16	Tax Distribution	0	12.92	C
01/16	Tax Distribution	0	3.20	C
01/17	Tax Distribution	0	22.27	C
01/17	Tax Distribution	0	37.75	C
01/21	Tax Distribution	0	31.32	C
01/21	Tax Distribution	0	54.35	C
01/21	Tax Distribution	0	32.33	C
01/22	Tax Distribution	0	11.68	C
01/22	Tax Distribution	0	44.89	C
01/22	Tax Distribution	0	41.63	C
01/23	Tax Distribution	0	17.21	C
01/23	Tax Distribution	0	9.40	C
01/23	Tax Distribution	0	6.79	C
01/24	Tax Distribution	0	12.74	C
01/24	Tax Distribution	0	20.18	C
01/24	Tax Distribution	0	3.50	C
01/27	Tax Distribution	0	52.90	C
01/27	Tax Distribution	0	8.46	C
01/27	Tax Distribution	0	33.60	C
01/27	Tax Distribution	0	28.61	C
01/28	Tax Distribution	0	40.84	C
01/28	Tax Distribution	0	13.29	C
01/28	Tax Distribution	0	10.86	C
01/28	Tax Distribution	0	16.36	C
01/29	Tax Distribution	0	2.20	C
01/29	Tax Distribution	0	22.08	C
01/29	Tax Distribution	0	21.27	C
01/29	Tax Distribution	0	46.22	C
01/30	Tax Distribution	0	20.35	C
01/30	Tax Distribution	0	4.39	C
01/31	Tax Distribution	0	27.69	C
01/31	Tax Distribution	0	19.17	C
01/31	Tax Distribution	0	16.91	C
12100.2018 2018 Personal Property Taxes			Source Code Total: 14.68	
01/02	Tax Distribution	0	1.25	C
01/02	Tax Distribution	0	.15	C
01/03	Tax Distribution	0	2.19	C
01/03	Tax Distribution	0	.06	C
01/06	Tax Distribution	0	.39	C
01/06	Tax Distribution	0	.43	C
01/06	Tax Distribution	0	.10	C
01/07	Tax Distribution	0	.10	C
01/07	Tax Distribution	0	.09	C
01/08	Tax Distribution	0	.33	C
01/08	Tax Distribution	0	.17	C
01/08	Tax Distribution	0	.11	C
01/09	Tax Distribution	0	.18	C
01/10	Tax Distribution	0	1.84	C
01/13	Tax Distribution	0	.21	C
01/13	Tax Distribution	0	.53	C
01/14	Tax Distribution	0	.01	C
01/15	Tax Distribution	0	.19	C
01/17	Tax Distribution	0	.15	C
01/21	Tax Distribution	0	.99	C



Pinal County Treasurer

Monthly Statement

Date Range: 1/1/2020 to 1/31/2020

01/22	Tax Distribution	0	.03	C
01/22	Tax Distribution	0	1.03	C
01/22	Tax Distribution	0	.25	C
01/23	Tax Distribution	0	.14	C
01/24	Tax Distribution	0	.11	C
01/24	Tax Distribution	0	.83	C
01/27	Tax Distribution	0	.11	C
01/27	Tax Distribution	0	.26	C
01/27	Tax Distribution	0	.17	C
01/27	Tax Distribution	0	.01	C
01/29	Tax Distribution	0	.51	C
01/29	Tax Distribution	0	.09	C
01/30	Tax Distribution	0	.13	C
01/30	Tax Distribution	0	.56	C
01/30	Tax Distribution	0	.33	C
01/31	Tax Distribution	0	.65	C
12100.2019 2019 Personal Property Taxes			Source Code Total: 319.51	
01/02	Tax Distribution	0	3.41	C
01/02	Tax Distribution	0	23.74	C
01/02	Tax Distribution	0	19.30	C
01/03	Tax Distribution	0	44.41	C
01/03	Tax Distribution	0	3.56	C
01/03	Tax Distribution	0	24.50	C
01/03	Tax Distribution	0	14.73	C
01/06	Tax Distribution	0	5.70	C
01/06	Tax Distribution	0	11.82	C
01/06	Tax Distribution	0	6.12	C
01/06	Tax Distribution	0	2.14	C
01/07	Tax Distribution	0	6.73	C
01/07	Tax Distribution	0	5.65	C
01/07	Tax Distribution	0	2.02	C
01/08	Tax Distribution	0	(.30)	C
01/08	Tax Distribution	0	3.12	C
01/08	Tax Distribution	0	(.57)	C
01/08	Tax Distribution	0	4.75	C
01/08	Tax Distribution	0	3.58	C
01/08	Tax Distribution	0	.18	C
01/09	Tax Distribution	0	7.69	C
01/09	Tax Distribution	0	4.15	C
01/10	Tax Distribution	0	(1.68)	C
01/10	Tax Distribution	0	.08	C
01/10	Tax Distribution	0	6.61	C
01/13	Tax Distribution	0	4.84	C
01/13	Tax Distribution	0	6.83	C
01/13	Tax Distribution	0	4.62	C
01/13	Tax Distribution	0	3.19	C
01/14	Tax Distribution	0	.26	C
01/15	Tax Distribution	0	1.60	C
01/15	Tax Distribution	0	.37	C
01/15	Tax Distribution	0	1.72	C
01/15	Tax Distribution	0	2.64	C
01/16	Tax Distribution	0	5.01	C
01/16	Tax Distribution	0	.23	C
01/17	Tax Distribution	0	2.84	C
01/17	Tax Distribution	0	3.44	C
01/21	Tax Distribution	0	.89	C
01/21	Tax Distribution	0	8.83	C



Pinal County Treasurer

Monthly Statement

Date Range: 1/1/2020 to 1/31/2020

01/21	Tax Distribution	0	.83	C
01/22	Tax Distribution	0	5.36	C
01/22	Tax Distribution	0	1.35	C
01/22	Tax Distribution	0	6.71	C
01/23	Tax Distribution	0	.91	C
01/23	Tax Distribution	0	4.10	C
01/24	Tax Distribution	0	(.42)	C
01/24	Tax Distribution	0	2.38	C
01/24	Tax Distribution	0	3.82	C
01/24	Tax Distribution	0	1.46	C
01/27	Tax Distribution	0	4.93	C
01/27	Tax Distribution	0	3.98	C
01/27	Tax Distribution	0	1.82	C
01/28	Tax Distribution	0	.46	C
01/28	Tax Distribution	0	1.71	C
01/28	Tax Distribution	0	5.15	C
01/28	Tax Distribution	0	1.82	C
01/29	Tax Distribution	0	4.32	C
01/29	Tax Distribution	0	2.27	C
01/29	Tax Distribution	0	4.10	C
01/29	Tax Distribution	0	1.80	C
01/30	Tax Distribution	0	1.76	C
01/30	Tax Distribution	0	3.72	C
01/30	Tax Distribution	0	1.62	C
01/30	Tax Distribution	0	1.74	C
01/31	Tax Distribution	0	1.27	C
01/31	Tax Distribution	0	.98	C
01/31	Tax Distribution	0	.81	C
18200.2010 2010 Taxes Transferred			Source Code Total: .33	
01/02	MATURED DEBT SVC FR 6-11642-1408	0	.33	C
18200.2011 2011 Taxes Transferred			Source Code Total: 2.69	
01/02	MATURED DEBT SVC FR 6-11642-1408	0	2.69	C
18200.2013 2013 Taxes Transferred			Source Code Total: 1.09	
01/07	MATURED DEBT SVC FR 6-11642-1408	0	.32	C
01/28	MATURED DEBT SVC FR 6-11642-1408	0	.24	C
01/29	MATURED DEBT SVC FR 6-11642-1408	0	.53	C
18200.2014 2014 Taxes Transferred			Source Code Total: .45	
01/03	MATURED DEBT SVC FR 6-11642-1408	0	.04	C
01/28	MATURED DEBT SVC FR 6-11642-1408	0	.09	C
01/29	MATURED DEBT SVC FR 6-11642-1408	0	.32	C
18200.2015 2015 Taxes Transferred			Source Code Total: 4.31	
01/03	MATURED DEBT SVC FR 6-11642-1408	0	.22	C
01/10	MATURED DEBT SVC FR 6-11642-1408	0	.38	C
01/21	MATURED DEBT SVC FR 6-11642-1408	0	3.46	C
01/30	MATURED DEBT SVC FR 6-11642-1408	0	.25	C
18200.2016 2016 Taxes Transferred			Source Code Total: 14.03	
01/03	MATURED DEBT SVC FR 6-11642-1408	0	.21	C
01/06	MATURED DEBT SVC FR 6-11642-1408	0	.01	C
01/07	MATURED DEBT SVC FR 6-11642-1408	0	.15	C
01/10	MATURED DEBT SVC FR 6-11642-1408	0	2.32	C
01/13	MATURED DEBT SVC FR 6-11642-1408	0	.49	C
01/14	MATURED DEBT SVC FR 6-11642-1408	0	2.04	C
01/16	MATURED DEBT SVC FR 6-11642-1408	0	.22	C
01/21	MATURED DEBT SVC FR 6-11642-1408	0	7.90	C
01/27	MATURED DEBT SVC FR 6-11642-1408	0	.69	C
18200.2017 2017 Taxes Transferred			Source Code Total: 17.71	
01/03	MATURED DEBT SVC FR 6-11642-1408	0	2.45	C



Pinal County Treasurer

Monthly Statement

Date Range: 1/1/2020 to 1/31/2020

01/06	MATURED DEBT SVC FR 6-11642-1408	0	1.49	C
01/06	MATURED DEBT SVC FR 6-11642-1408	0	1.23	C
01/07	MATURED DEBT SVC FR 6-11642-1408	0	.12	C
01/07	MATURED DEBT SVC FR 6-11642-1408	0	.30	C
01/08	MATURED DEBT SVC FR 6-11642-1408	0	.90	C
01/09	MATURED DEBT SVC FR 6-11642-1408	0	.51	C
01/10	MATURED DEBT SVC FR 6-11642-1408	0	4.14	C
01/13	MATURED DEBT SVC FR 6-11642-1408	0	.09	C
01/13	MATURED DEBT SVC FR 6-11642-1408	0	.45	C
01/21	MATURED DEBT SVC FR 6-11642-1408	0	3.17	C
01/24	MATURED DEBT SVC FR 6-11642-1408	0	.04	C
01/27	MATURED DEBT SVC FR 6-11642-1408	0	.64	C
01/29	MATURED DEBT SVC FR 6-11642-1408	0	1.95	C
01/31	MATURED DEBT SVC FR 6-11642-1408	0	.23	C
21100.40 Wells Fargo Bank Investment Interest			Source Code Total: 8.07	
01/02	Investment Interest	0	8.07	C
21100.41 Wells Fargo Repo Investment Interest			Source Code Total: 37.24	
01/02	Investment Interest	0	27.34	C
01/22	Investment Interest	0	9.90	C
21100.43 Wells Fargo Trust Investment Interest			Source Code Total: .74	
01/03	Investment Interest	0	.74	C
21100.46 Wells Fargo Investment Investment Interest			Source Code Total: 13.53	
01/07	Investment Interest	0	2.30	C
01/08	Investment Interest	0	.57	C
01/16	Investment Interest	0	5.32	C
01/30	Investment Interest	0	5.34	C
21100.70 Vining Sparks Investment Interest			Source Code Total: 44.25	
01/06	Investment Interest	0	7.20	C
01/10	Investment Interest	0	10.28	C
01/14	Investment Interest	0	7.21	C
01/17	Investment Interest	0	6.56	C
01/21	Investment Interest	0	2.18	C
01/27	Investment Interest	0	6.15	C
01/27	Investment Interest	0	4.67	C
21100.80 Stifel Nicolaus & Company Investment Interest			Source Code Total: 28.68	
01/13	Investment Interest	0	4.41	C
01/22	Investment Interest	0	11.12	C
01/28	Investment Interest	0	7.64	C
01/29	Investment Interest	0	5.51	C
90400.0 Refund Interest			Source Code Total: (.06)	
01/08	162232 T99-42-98901 2019 Adjustment/Corr Refund	162232	(.01)	D
01/10	162282 B99-96-81375 2019 Adjustment/Corr Refund	162282	(.05)	D
6116421410 Super Fire & Med Debt Refunding Int Series 2018			<b>Ending Balance: 83,087.10</b>	



**Superstition Fire & Medical District**  
**Balance Sheet**  
As of 1/31/2020  
FUND: (600) Debt Retirement Interest Fund

**Assets**

**Current Assets**

Fund Cash - Debt Retirement Interest  
Total Current Assets

\$83,087.10

\$83,087.10

(F)

**Total Assets**

\$83,087.10

**Liabilities and Equity**

**Equity**

Fund Balance - Debt Retirement Interest  
Current Year Profit/Loss  
Total Equity

\$41,798.03

41,289.07

83,087.10

**Total Liabilities and Equity**

\$83,087.10