



## Superstition Fire & Medical District Balance Sheet - All Governmental Funds

For Fiscal: 2019-2020 Period Ending: 12/31/19

	100 General	150 Transport	200 Capital Projects	400 Special Revenue	500 Debt Principal	600 Debt Interest	Total
<b>Current Assets</b>							
10100 - FUND CASH	9,781,823.66	1,184,244.55	-	-	-	-	10,966,068.21
10150 - PAYROLL ACCOUNT	(5,874,915.05)	(833,866.35)	-	-	-	-	(6,708,781.40)
10200 - FUND CASH - CAPITAL PROJECTS	-	-	1,144,203.53	-	-	-	1,144,203.53
10400 - FUND CASH - SPECIAL REVENUE FUND	-	-	-	48,134.02	-	-	48,134.02
10500 - FUND CASH - DEBT RETIREMENT PRINCIPAL	-	-	-	-	588,198.52	-	588,198.52
10600 - FUND CASH - DEBT RETIREMENT INTEREST	-	-	-	-	-	78,279.71	78,279.71
11000 - PETTY CASH - ACCOUNTING	100.00	-	-	-	-	-	100.00
CASH SUBTOTAL	3,907,008.61	350,378.20	1,144,203.53	48,134.02	588,198.52	78,279.71	6,116,202.59
13000 - ACCOUNTS RECEIVABLE	-	-	-	-	-	-	-
13500 - PROPERTY TAXES RECEIVABLE	-	-	-	-	-	-	-
15000 - DUE FROM OTHER FUNDS	1,345,942.21	-	1,300,295.36	-	-	-	2,646,237.57
15500 - DEPOSIT	-	-	-	-	-	-	-
16000 - PREPAID ITEMS	-	-	-	-	-	-	-
<b>Total Assets:</b>	<b>\$ 5,252,950.82</b>	<b>\$ 350,378.20</b>	<b>\$ 2,444,498.89</b>	<b>\$ 48,134.02</b>	<b>\$ 588,198.52</b>	<b>\$ 78,279.71</b>	<b>\$ 8,762,440.16</b>
<b>Current Liabilities</b>							
21050 - ACCOUNTS PAYABLE	-	-	-	-	-	-	-
21250 - SALES TAX PAYABLE	42.15	152.08	-	322.45	-	-	516.68
21300 - FEDERAL INCOME WITHHOLDING	-	-	-	-	-	-	-
21400 - SOCIAL SECURITY WITHHOLDING	-	-	-	-	-	-	-
21450 - MEDICARE WITHHOLDING	56.45	-	-	-	-	-	56.45
21500 - STATE INCOME TAX WITHHOLDING	-	-	-	-	-	-	-
21660 - HEALTH SAVINGS ACCOUNT	-	-	-	-	-	-	-
21665 - HSA FEES (DUE 3RD PARTY)	-	-	-	-	-	-	-
21700 - PUBLIC SAFETY RETIREMENT	-	-	-	-	-	-	-
21725 - CIVILIAN EMPLOYEE RETIREMENT	-	-	-	-	-	-	-
21800 - PRE-TAX 457 PLAN	-	-	-	-	-	-	-
21925 - VOLUNTARY EMPLOYEE BENEFICIARY ASSOC	-	-	-	-	-	-	-
22200 - DISABILITY INS - VOLUNTARY LONG TERM	(2,559.37)	(370.39)	-	-	-	-	(2,929.76)
22300 - LIFE INS - VOLUNTARY SUPPLEMENTAL	(1,729.10)	(147.61)	-	-	-	-	(1,876.71)
24000 - AFLAC	-	-	-	-	-	-	-
25000 - DUE TO OTHER FUNDS	-	2,646,237.57	-	-	-	-	2,646,237.57
26000 - DEFERRED REVENUE	-	-	-	-	-	-	-
26550 - ACCRUED PAYROLL & RELATED BENEFITS	-	-	-	-	-	-	-
<b>Total Liabilities:</b>	<b>(4,189.87)</b>	<b>2,645,871.65</b>	<b>-</b>	<b>322.45</b>	<b>-</b>	<b>-</b>	<b>2,642,004.23</b>
<b>Equity</b>							
31000 - FUND BALANCE	2,948,224.26	(2,427,130.75)	2,013,838.92	48,437.86	239,897.27	41,798.03	2,865,065.59
<b>Beginning Equity:</b>	<b>2,948,224.26</b>	<b>(2,427,130.75)</b>	<b>2,013,838.92</b>	<b>48,437.86</b>	<b>239,897.27</b>	<b>41,798.03</b>	<b>2,865,065.59</b>
CURRENT YEAR PROFIT / LOSS	2,308,916.43	131,637.30	430,659.97	(626.29)	348,301.25	36,481.68	3,255,370.34
<b>Total Current Liabilities and Equity:</b>	<b>\$ 5,252,950.82</b>	<b>\$ 350,378.20</b>	<b>\$ 2,444,498.89</b>	<b>\$ 48,134.02</b>	<b>\$ 588,198.52</b>	<b>\$ 78,279.71</b>	<b>\$ 8,762,440.16</b>



## Superstition Fire & Medical District Cash Flow - All Governmental Funds

**December 31, 2019**

Month	Status	Beginning			Variance	Ending Cash Balance
		Cash Balance	Revenues	Expenditures		
July	Actual	\$ 2,865,066	\$ 445,637	\$ 1,320,399	\$ (874,762)	\$ 1,990,303
August	Actual	\$ 1,990,303	\$ 448,778	\$ 1,396,057	\$ (947,280)	\$ 1,043,024
September	Actual	\$ 1,043,024	\$ 1,248,107	\$ 1,437,541	\$ (189,433)	\$ 853,590
October	Actual	\$ 853,590	\$ 6,192,259	\$ 1,454,719	\$ 4,737,540	\$ 5,591,131
November	Actual	\$ 5,591,131	\$ 1,609,921	\$ 1,886,205	\$ (276,284)	\$ 5,314,847
December	Actual	\$ 5,314,847	\$ 2,131,360	\$ 1,330,005	\$ 801,355	\$ 6,116,203
January	Projected	\$ 6,116,203	\$ 1,046,852	\$ 1,576,610	\$ (529,758)	\$ 5,586,444
February	Projected	\$ 5,586,444	\$ 861,896	\$ 1,464,814	\$ (602,918)	\$ 4,983,527
March	Projected	\$ 4,983,527	\$ 915,153	\$ 1,588,434	\$ (673,281)	\$ 4,310,245
April	Projected	\$ 4,310,245	\$ 3,402,126	\$ 1,256,089	\$ 2,146,037	\$ 6,456,282
May	Projected	\$ 6,456,282	\$ 1,539,272	\$ 2,096,782	\$ (557,510)	\$ 5,898,772
June	Projected	\$ 5,898,772	\$ 403,067	\$ 2,101,955	\$ (1,698,888)	\$ 4,199,885

Per Arizona Revised Statute (ARS) §48-807(O), the District must produce a Cash Flow Projection Report each fiscal year. This was a new requirement effective September 13, 2013.

The Cash Flow report consists of the combined cash balances of all District Funds. These balances includes the General (100) Fund, Rescue Transport (150), Capital Projects (200) Fund, Bond Proceeds (300) Fund, Special Revenue (400) Fund, CCU Grant (450) Fund, Debt Principal (500) Fund, and Debt Interest (600) Fund.

The first half of the fiscal year's property taxes is due between October 1 and November 1, and the second half is due between March 1 and May 1. Consequently, during the early months of the fiscal year, Capital Projects fund may be utilized to off-set low revenue collections period, but are returned to the Capital Fund when revenue flows increase.

The Cash Flow Projection Report is to be updated monthly with the actual revenues deposited into and expenditures disbursed from the District' cash accounts. It is important to note that the revenues and expenditures are reported here on a Cash Basis.

This report is generated to demonstrate that the Fire District maintains sufficient cash available to satisfy the projected expenditures budgeted over the course of the fiscal year. Close attention should be paid to the Ending Cash Balance columns of this report.

The projections above were derived from an analysis of the District's actual revenues and expenditures for the past three fiscal years and the current year's approved budget. They are to be used as a guide in financial planning. For more detailed information regarding revenues, expenditures, and cash accounts, please refer to the District's Monthly Financial Statements, Warrants Register, and Bank Statements.



# Superstition Fire & Medical District Income Statement Summary

For Fiscal: 2019-2020 Period Ending: 12/31/19

	Original Total Budget	Current Month Actual	YTD Actual Activity	Forecasted Remaining Budget	% Budget Remaining
<b>Fund: 100 - GENERAL</b>					
<b>Revenues</b>					
DIRECT TAXES	13,588,758.00	1,555,650.20	8,804,236.98	4,784,521.02	35.2%
OTHER TAXES	487,023.00	9,375.20	243,655.22	243,367.78	50.0%
CHARGES FOR SERVICES	646,444.00	12,049.74	308,406.83	338,037.17	52.3%
COMMUNITY HEALTH SERVICES	3,000.00	-	1,394.45	1,605.55	53.5%
OTHER INCOME	40,000.00	3,149.32	20,300.81	19,699.19	49.2%
INTERGOVERNMENTAL INCOME	4,000.00	200.00	2,261.76	1,738.24	43.5%
OTHER FINANCING SOURCES (USES)	-	-	-	-	0.0%
<b>Revenue Total:</b>	<b>\$ 14,769,225.00</b>	<b>\$ 1,580,424.46</b>	<b>\$ 9,380,256.05</b>	<b>\$ 5,388,968.95</b>	<b>36.5%</b>
<b>Expenditures</b>					
ADMINISTRATIVE SERVICES	5,818,695.00	379,978.35	2,895,009.54	2,923,685.46	50.2%
FINANCIAL SERVICES / RESERVES	1,816,695.89	(44.75)	1,905.01	1,814,790.88	99.9%
TRAINING SERVICES	47,835.00	3,552.00	11,103.32	36,731.68	76.8%
TECHNICAL SERVICES	615,372.00	50,706.63	246,284.73	369,087.27	60.0%
COMMUNICATION SERVICES	207,868.00	15,400.88	75,256.42	132,611.58	63.8%
EMERGENCY SERVICES	7,844,727.00	569,501.31	3,784,509.13	4,060,217.87	51.8%
COMMUNITY SERVICES	112,883.00	10,012.79	57,271.47	55,611.53	49.3%
<b>Expenditures Total:</b>	<b>16,464,075.89</b>	<b>1,029,107.21</b>	<b>7,071,339.62</b>	<b>9,392,736.27</b>	<b>57.0%</b>
<b>Net Financial Sources (Uses)</b>	<b>\$ (1,694,850.89)</b>	<b>\$ 551,317.25</b>	<b>\$ 2,308,916.43</b>	<b>\$ (4,003,767.32)</b>	
<b>Beginning Unrestricted Fund Balance July 1, 2019</b>	<b>1,694,850.89</b>				



# Superstition Fire & Medical District Expenditures - Summary

For Fiscal: 2019-2020 Period Ending: 12/31/19

	Original Total Budget	Current Month Actual	YTD Actual Activity	Forecasted Remaining Budget	% Budget Remaining
<b>Fund: 100 - GENERAL OPERATING</b>					
<b>DIVISION 10: ADMINISTRATIVE SERVICES</b>					
<b>Compensation &amp; Benefits</b>					
Compensation	627,348.00	48,008.16	313,709.84	313,638.16	🟡 50.0%
Employer Provided Benefits	3,933,378.00	257,818.43	1,991,577.81	1,941,800.19	🟡 49.4%
<b>Operating Expenditures</b>					
Equipment & Machinery	-	-	-	-	🟢 0.0%
Parts & Supplies	457,455.00	13,095.13	208,201.19	249,253.81	🟢 54.5%
Facility Services	245,686.00	16,255.14	102,828.35	142,857.65	🟢 58.1%
Operating Services	114,024.00	8,128.56	53,854.09	60,169.91	🟢 52.8%
Professional Services	440,804.00	36,672.93	224,838.26	215,965.74	🟡 49.0%
Financial Services	1,816,695.89	(44.75)	1,905.01	1,814,790.88	🟢 99.9%
Training Services	47,835.00	3,552.00	11,103.32	36,731.68	🟢 76.8%
<b>TOTAL ADMINISTRATIVE SERVICES</b>	<b>7,683,225.89</b>	<b>383,485.60</b>	<b>2,908,017.87</b>	<b>4,775,208.02</b>	<b>🟢 62.2%</b>
<b>DIVISION 20: TECHNICAL SERVICES</b>					
<b>Compensation</b>	312,652.00	20,392.08	128,618.59	184,033.41	🟢 58.9%
<b>Operating Expenditures</b>					
Equipment & Machinery	3,200.00	-	1,878.60	1,321.40	🔴 41.3%
Operating Supplies	169,715.00	13,143.85	52,905.49	116,809.51	🟢 68.8%
Parts & Supplies	105,255.00	13,419.02	43,619.19	61,635.81	🟢 58.6%
Professional Services	16,550.00	3,751.68	18,293.58	(1,743.58)	🔴 -10.5%
Training Services	8,000.00	-	969.28	7,030.72	🔴 87.9%
<b>TOTAL TECHNICAL SERVICES</b>	<b>615,372.00</b>	<b>50,706.63</b>	<b>246,284.73</b>	<b>369,087.27</b>	<b>🟢 60.0%</b>
<b>DIVISION 30: COMMUNICATIONS SERVICES</b>					
<b>Operating Expenditures</b>					
Parts & Supplies	1,650.00	-	-	1,650.00	🟢 100.0%
Facility Services	6,000.00	371.33	2,227.98	3,772.02	🟢 62.9%
Operating Services	73,948.00	2,795.39	25,672.18	48,275.82	🟢 65.3%
Professional Services	126,270.00	12,234.16	47,356.26	78,913.74	🟢 62.5%
<b>TOTAL COMMUNICATION SERVICES</b>	<b>207,868.00</b>	<b>15,400.88</b>	<b>75,256.42</b>	<b>132,611.58</b>	<b>🟢 63.8%</b>
<b>DIVISION 40: EMERGENCY SERVICES</b>					
<b>Compensation</b>	7,579,839.00	559,356.39	3,694,944.79	3,884,894.21	🟢 51.3%
<b>Operating Expenditures</b>					
Equipment & Machinery	21,833.00	-	3,290.26	18,542.74	🟢 84.9%
Operating Supplies	94,850.00	2,434.99	31,702.23	63,147.77	🟢 66.6%
Parts & Supplies	52,985.00	-	15,284.46	37,700.54	🟢 71.2%
Operating Services	13,000.00	1,087.46	4,761.05	8,238.95	🟢 63.4%
Professional Services	61,187.00	3,842.47	21,152.65	40,034.35	🟢 65.4%
Training Services	21,033.00	2,780.00	13,373.69	7,659.31	🔴 36.4%
<b>TOTAL EMERGENCY SERVICES</b>	<b>7,844,727.00</b>	<b>569,501.31</b>	<b>3,784,509.13</b>	<b>4,060,217.87</b>	<b>🟢 51.8%</b>
<b>DIVISION 50: COMMUNITY SERVICES / FIRE PREVENTION</b>					
<b>Compensation</b>	86,843.00	6,680.26	43,194.89	43,648.11	🟢 50.3%
<b>Operating Expenditures</b>					
Operating Supplies	2,000.00	-	1,399.11	600.89	🔴 30.0%
Parts & Supplies	3,000.00	263.40	1,335.38	1,664.62	🟢 55.5%
Operating Services	2,000.00	605.00	2,411.52	(411.52)	🔴 -20.6%
Professional Services	13,800.00	2,409.13	6,848.45	6,951.55	🟢 50.4%
Training Services	5,240.00	55.00	2,082.12	3,157.88	🟢 60.3%
<b>TOTAL COMMUNITY SERVICES / FIRE PREVENTION</b>	<b>112,883.00</b>	<b>10,012.79</b>	<b>57,271.47</b>	<b>55,611.53</b>	<b>🟡 49.3%</b>
<b>GRAND TOTAL GENERAL FUND</b>	<b>\$ 16,464,075.89</b>	<b>\$ 1,029,107.21</b>	<b>\$ 7,071,339.62</b>	<b>\$ 9,392,736.27</b>	<b>🟢 57.0%</b>



# Superstition Fire & Medical District Income Statement - Detail

For Fiscal: 2019-2020 Period Ending: 12/31/19

		Original Total Budget	Current Month Actual	YTD Actual Activity	Forecasted Remaining Budget	% Budget Remaining
<b>Revenue</b>						
<b>Direct Taxes</b>						
100-10-41000-10	REAL & SECURED PROPERTY TAXES	12,207,629.00	1,351,730.78	7,634,466.46	4,573,162.54	37.5%
100-10-41050-10	UNSECURED PERS PROPERTY TAXES	992,035.00	169,517.75	767,772.01	224,262.99	22.6%
100-10-41075-10	REFUNDED TAXES	(25,000.00)	(800.23)	(9,280.65)	(15,719.35)	62.9%
100-10-41080-10	MARICOPA COUNTY PROPERTY TAXES	14,094.00	2,077.92	11,279.16	2,814.84	20.0%
100-10-41100-10	FIRE DISTRICT ASSISTANCE TAX	400,000.00	33,123.98	400,000.00	-	0.0%
	<b>Subtotal</b>	<b>13,588,758.00</b>	<b>1,555,650.20</b>	<b>8,804,236.98</b>	<b>4,784,521.02</b>	<b>35.2%</b>
<b>Other Taxes</b>						
100-10-41200-10	SRP CONTRIBUTIONS	367,023.00	-	182,722.91	184,300.09	50.2%
100-10-41300-10	INSURANCE PREMIUM TAX	120,000.00	9,375.20	60,932.31	59,067.69	49.2%
	<b>Total Tax Revenue</b>	<b>14,075,781.00</b>	<b>1,565,025.40</b>	<b>9,047,892.20</b>	<b>5,027,888.80</b>	<b>35.7%</b>
<b>Charges for Services</b>						
100-10-42025-41	RTC COST RECOVERY	40,000.00	(1,017.00)	20,068.00	19,932.00	49.8%
100-10-42050-41	OTHER EMS PAYMENTS	7,444.00	-	-	7,444.00	100.0%
100-10-42075-41	EMS CONTRACTS	53,000.00	-	-	53,000.00	100.0%
100-10-42078-12	FIRE CONTRACTS	5,000.00	-	-	5,000.00	100.0%
100-10-42200-41	MISCELLANEOUS CONTRACTS	7,000.00	716.01	4,385.65	2,614.35	37.3%
100-10-42500-50	SELF INSPECTION FEES	3,000.00	160.00	1,740.00	1,260.00	42.0%
100-10-42600-15	COPIES (FIRE REPORTS, ETC.)	1,000.00	80.00	660.00	340.00	34.0%
100-10-42700-50	PERMITS	14,000.00	2,500.00	8,250.00	5,750.00	41.1%
100-10-43100-12	STATE LAND FIRE PAYMENTS	450,000.00	-	244,156.80	205,843.20	45.7%
100-10-43200-20	OUTSIDE FLEET MAINTENANCE	66,000.00	9,610.73	29,146.38	36,853.62	55.8%
100-10-43300-50	INTERGOVERNMENTAL - PLAN REVIEW FEES	4,000.00	200.00	2,261.76	1,738.24	43.5%
	<b>Total Charges for Services</b>	<b>650,444.00</b>	<b>12,249.74</b>	<b>310,668.59</b>	<b>339,775.41</b>	<b>52.2%</b>
<b>Community Health Services</b>						
100-10-43500-41	CPR / FIRST AID CLASSES	3,000.00	-	1,394.45	1,605.55	53.5%
<b>Other Income</b>						
100-10-45700-10	INVESTMENT EARNINGS	30,000.00	3,109.32	19,175.85	10,824.15	36.1%
100-10-45800-10	COBRA REIMBURSEMENT INCOME	-	-	1,967.05	(1,967.05)	0.0%
100-10-45900-10	OTHER INCOME	10,000.00	40.00	(842.09)	10,842.09	108.4%
100-10-46700-10	CM GRANT REIMBURSEMENT INCOME	-	-	-	-	100.0%
	<b>Total Charges for Services</b>	<b>40,000.00</b>	<b>3,149.32</b>	<b>20,300.81</b>	<b>19,699.19</b>	<b>49.2%</b>
<b>Other Financing Sources (Uses)</b>						
100-80-48020-04	TRANSFER IN (400 Fund)	-	-	-	-	0.0%
100-80-48020-10	TRANSFER IN	-	-	-	-	0.0%
100-80-48100-04	TRANSFER OUT (400 Fund)	-	-	-	-	0.0%
100-80-48100-05	TRANSFER OUT (450 Fund)	-	-	-	-	0.0%
100-90-49500-10	DISTRICT EQUIPMENT SALES	-	-	-	-	0.0%
	<b>Total Financing Sources (Uses)</b>	<b>-</b>	<b>-</b>	<b>-</b>	<b>-</b>	<b>0.0%</b>
<b>Revenue Total:</b>		<b>\$ 14,769,225.00</b>	<b>\$ 1,580,424.46</b>	<b>\$ 9,380,256.05</b>	<b>\$ 5,388,968.95</b>	<b>36.5%</b>

## Expense

### DIVISION 10: ADMINISTRATIVE SERVICES

<b>Wages</b>					
100-10-50000-10	FIRE CHIEF	146,782.00	11,290.90	73,245.13	73,536.87 <span style="color: green;">●</span> 50.1%
100-10-50010-10	ADMIN SERVICES STAFF	468,932.00	36,169.59	234,611.46	234,320.54 <span style="color: green;">●</span> 50.0%
100-10-52510-10	WAGE ALLOWANCE (CELL PHONES)	9,934.00	547.67	3,829.63	6,104.37 <span style="color: green;">●</span> 61.4%
100-10-52700-10	ADMIN SERVICES STAFF OVERTIME	1,700.00	-	2,023.62	(323.62) <span style="color: red;">●</span> -19.0%
	<b>Subtotal</b>	<b>627,348.00</b>	<b>48,008.16</b>	<b>313,709.84</b>	<b>313,638.16</b> <span style="color: yellow;">●</span> <b>50.0%</b>
<b>Employer Provided Benefits</b>					
100-10-53710-10	PENSION (PSPRS)	2,092,671.00	155,966.82	1,038,593.31	1,054,077.69 <span style="color: green;">●</span> 50.4%
100-10-53760-10	PENSION (ASRS)	116,425.00	8,515.62	55,542.40	60,882.60 <span style="color: green;">●</span> 52.3%
100-10-53770-10	BENEFIT CONTRIBUTIONS	1,332,650.00	101,806.34	661,285.19	671,364.81 <span style="color: green;">●</span> 50.4%
100-10-53799-10	SAFER GRANT BENEFIT REIMBURSEMENT	(196,520.00)	(31,533.55)	(108,937.49)	(87,582.51) <span style="color: red;">●</span> 44.6%
100-10-53810-10	SOCIAL SECURITY	58,273.00	4,361.58	28,447.97	29,825.03 <span style="color: green;">●</span> 51.2%
100-10-53830-10	MEDICARE	129,805.00	9,966.90	64,624.90	65,180.10 <span style="color: green;">●</span> 50.2%
100-10-53860-10	INDUSTRIAL INSURANCE	160,547.00	(75.23)	153,279.86	7,267.14 <span style="color: red;">●</span> 4.5%
100-10-53870-10	INDUSTRIAL INSURANCE - VOLUNTEERS	-	-	-	- <span style="color: green;">●</span> 0.0%
100-10-53890-10	UNEMPLOYMENT	-	-	-	- <span style="color: green;">●</span> 0.0%
100-10-53910-10	MEDICAL INSURANCE	-	6,630.59	70,719.39	(70,719.39) <span style="color: red;">●</span> 0.0%
100-10-53920-10	DENTAL INSURANCE	-	459.21	5,815.20	(5,815.20) <span style="color: red;">●</span> 0.0%
100-10-53930-10	VISION INSURANCE	-	63.67	807.79	(807.79) <span style="color: red;">●</span> 0.0%
100-10-53940-10	EMPLOYEE ASSISTANCE PROGRAM	9,907.00	814.08	5,683.20	4,223.80 <span style="color: red;">●</span> 42.6%
100-10-53950-10	LIFE INSURANCE	10,320.00	842.40	5,914.40	4,405.60 <span style="color: red;">●</span> 42.7%
100-10-53960-10	CANCER INSURANCE FUND (PSPRS)	4,700.00	-	4,700.00	- <span style="color: green;">●</span> 0.0%
100-10-53965-10	COBRA (REIMBURSABLE)	-	-	4,137.26	(4,137.26) <span style="color: red;">●</span> 0.0%
100-10-53990-10	EARNED LEAVE BUYOUT (ELBO) PROGRAM	207,763.00	-	950.65	206,812.35 <span style="color: green;">●</span> 99.5%



# Superstition Fire & Medical District Income Statement - Detail

For Fiscal: 2019-2020 Period Ending: 12/31/19

	Original Total Budget	Current Month Actual	YTD Actual Activity	Forecasted Remaining Budget	% Budget Remaining
<b>100-10-53992-10</b> EARNED LEAVE BUYOUT PROGRAM - FICA	6,837.00	-	13.78	6,823.22	99.8%
<b>100-10-53997-10</b> EARNED LEAVE SEPARATION (ELSP) PROGRAM	-	-	-	-	0.0%
<b>100-10-53998-10</b> EARNED LEAVE SEPARATION PROGRAM - FICA	-	-	-	-	0.0%
<b>Subtotal</b>	<b>3,933,378.00</b>	<b>257,818.43</b>	<b>1,991,577.81</b>	<b>1,941,800.19</b>	<b>49.4%</b>
<b>Admin Services Compensation &amp; Benefits Total:</b>	<b>4,560,726.00</b>	<b>305,826.59</b>	<b>2,305,287.65</b>	<b>2,255,438.35</b>	<b>49.5%</b>
<b>Equipment &amp; Machinery</b>					
<b>100-10-54050-08</b> COMPUTER SOFTWARE	-	-	-	-	0.0%
<b>Subtotal</b>	<b>-</b>	<b>-</b>	<b>-</b>	<b>-</b>	<b>0.0%</b>
<b>Operating Supplies / Parts &amp; Supplies</b>					
<b>100-10-55060-08</b> COMPUTER / PRINTER SUPPLIES & MAINTENANCE	-	55.88	3,929.75	(3,929.75)	0.0%
<b>100-10-55340-20</b> IGA PARTS & SUPPLIES - FLORENCE	27,000.00	419.04	5,848.01	21,151.99	78.3%
<b>100-10-55341-12</b> IGA - STATE LAND REIMBURSABLE EXPENSES	22,750.00	-	9,571.51	13,178.49	57.9%
<b>100-10-55342-12</b> STATE LAND / SHIFT COVERAGE	214,100.00	-	117,307.86	96,792.14	45.2%
<b>100-10-55343-20</b> IGA SERVICES WAGES (INTERGOVERNMENTAL)	15,000.00	175.05	4,824.21	10,175.79	67.8%
<b>100-10-55345-41</b> CONTRACTED SPECIAL EVENTS OVERTIME	38,225.00	-	-	38,225.00	100.0%
<b>100-10-55550-12</b> OFFICE FURNITURE & EQUIP, PARTS & SUPPLIES	11,500.00	333.94	4,567.91	6,932.09	60.3%
<b>100-10-55670-50</b> VOLUNTEER EXPENSES	200.00	-	-	200.00	100.0%
<b>100-10-56340-12</b> CLEANING SUPPLIES	17,380.00	1,552.54	7,661.63	9,718.37	55.9%
<b>100-10-56600-12</b> FACILITY MAINTENANCE	21,700.00	392.79	11,262.50	10,437.50	48.1%
<b>100-10-56860-12</b> FOOD / BEVERAGES	700.00	-	545.18	154.82	22.1%
<b>100-10-57100-12</b> OFFICE SUPPLIES	7,000.00	1,155.33	2,858.12	4,141.88	59.2%
<b>100-10-57200-12</b> POSTAGE / DELIVERY SERVICES	2,000.00	140.35	739.10	1,260.90	63.0%
<b>100-10-57220-12</b> POSTAGE METER RENTAL / SUPPLIES	500.00	-	93.69	406.31	81.3%
<b>100-10-57440-12</b> PROFESSIONAL PUBLICATIONS / SUBSCRIPTIONS	1,300.00	-	-	1,300.00	100.0%
<b>100-10-57600-12</b> HONOR GUARD	2,000.00	-	110.00	1,890.00	94.5%
<b>100-10-57620-12</b> REWARDS / RECOGNITION / FLOWERS SUPPLIES	3,950.00	54.80	3,131.71	818.29	20.7%
<b>100-10-57640-12</b> VOLUNTEER RECOGNITION	-	-	-	-	0.0%
<b>100-10-57660-12</b> PEER SUPPORT	200.00	-	-	200.00	100.0%
<b>100-10-58000-12</b> UNIFORMS (CIVILIAN)	5,400.00	(12.00)	294.92	5,105.08	94.5%
<b>100-10-58020-12</b> UNIFORMS - CLASS A / NEW HIRES	-	4,500.00	9,359.28	(9,359.28)	0.0%
<b>100-10-58080-12</b> UNIFORMS (GOVERNING BOARD)	250.00	-	-	250.00	100.0%
<b>100-10-58100-12</b> UNIFORMS (PUBLIC SAFETY)	65,800.00	4,327.41	26,095.81	39,704.19	60.3%
<b>100-10-58150-12</b> UNIFORMS (VOLUNTEERS)	500.00	-	-	500.00	100.0%
<b>Subtotal</b>	<b>457,455.00</b>	<b>13,095.13</b>	<b>208,201.19</b>	<b>249,253.81</b>	<b>54.5%</b>
<b>Facility Services</b>					
<b>100-10-59000-12</b> FACILITIES RENT	30,000.00	2,500.00	15,000.00	15,000.00	50.0%
<b>100-10-59020-12</b> ELECTRICITY	100,000.00	7,191.32	50,348.09	49,651.91	49.7%
<b>100-10-59040-12</b> FACILITY PROJECTS	60,000.00	2,457.66	14,541.09	45,458.91	75.8%
<b>100-10-59060-12</b> NATURAL GAS	5,928.00	233.46	2,349.63	3,578.37	60.4%
<b>100-10-59100-08</b> PHONE	20,462.00	1,409.87	8,352.20	12,109.80	59.2%
<b>100-10-59160-12</b> WATER SOFTENER SUPPLIES	5,700.00	405.83	2,590.95	3,109.05	54.5%
<b>100-10-59180-12</b> SEWER / SEPTIC	4,212.00	265.84	854.72	3,357.28	79.7%
<b>100-10-59200-12</b> WATER	19,384.00	1,791.16	8,791.67	10,592.33	54.6%
<b>Subtotal</b>	<b>245,686.00</b>	<b>16,255.14</b>	<b>102,828.35</b>	<b>142,857.65</b>	<b>58.1%</b>
<b>Operating Services</b>					
<b>100-10-60180-08</b> COPIER MAINTENANCE & SUPPLIES	4,000.00	674.89	2,138.98	1,861.02	46.5%
<b>100-10-60230-12</b> DOCUMENT DISPOSAL SERVICES	500.00	-	110.00	390.00	78.0%
<b>100-10-60240-12</b> EXTERMINATING	3,500.00	334.70	1,030.76	2,469.24	70.5%
<b>100-10-60310-08</b> INTERNET	72,000.00	5,691.84	33,893.20	38,106.80	52.9%
<b>100-10-60320-12</b> LANDSCAPING	2,980.00	-	1,183.32	1,796.68	60.3%
<b>100-10-60580-12</b> REFUSE COLLECTION	4,500.00	-	1,145.90	3,354.10	74.5%
<b>100-10-60600-12</b> SECURITY & ALARM SYSTEMS	7,500.00	99.01	5,387.79	2,112.21	28.2%
<b>100-10-60620-08</b> INDIVIDUAL SOFTWARE LICENSING	5,700.00	-	-	5,700.00	100.0%
<b>100-10-60630-08</b> SYSTEM SERVER HOSTING	4,719.00	550.38	2,201.52	2,517.48	53.3%
<b>100-10-60740-12</b> WATER & ICE (DRINKING)	8,625.00	777.74	6,762.62	1,862.38	21.6%
<b>Subtotal</b>	<b>114,024.00</b>	<b>8,128.56</b>	<b>53,854.09</b>	<b>60,169.91</b>	<b>52.8%</b>
<b>Professional Services</b>					
<b>100-10-61010-08</b> ACCREDITATION	12,500.00	-	-	12,500.00	100.0%
<b>100-10-61020-12</b> ADMIN MEDICAL DIRECTOR - CONTRACT	30,000.00	7,500.00	15,000.00	15,000.00	50.0%
<b>100-10-61060-12</b> NEW HIRE HR ADVERTISING	-	-	-	-	0.0%
<b>100-10-61100-12</b> BACKGROUND INVESTIGATION / CREDIT REPORTING	-	-	60.00	(60.00)	0.0%
<b>100-10-61160-08</b> COMPUTER INFO SYSTEMS MAINT CONTRACT	22,000.00	-	-	22,000.00	100.0%
<b>100-10-61170-08</b> CIS WEB HOSTING / DOMAINS / CERTIFICATES	2,000.00	66.00	1,338.74	661.26	33.1%
<b>100-10-61200-12</b> NEW HIRE HR TESTING	6,500.00	-	6,723.08	(223.08)	-3.4%
<b>100-10-61250-12</b> FIRE CHIEF SEARCH CONTINGENCY	25,000.00	-	-	25,000.00	100.0%
<b>100-10-61260-12</b> CPA AUDIT SERVICES	13,000.00	-	-	13,000.00	100.0%
<b>100-10-61300-12</b> LABOR RELATIONS CONSULTING / CONFERENCES	5,333.00	-	1,433.02	3,899.98	73.1%
<b>100-10-61700-12</b> VEHICLE / PROPERTY / LIABILITY INSURANCE	117,771.00	-	59,758.04	58,012.96	49.3%
<b>100-10-61860-12</b> GOVERNING BOARD LEGAL SERVICES	20,000.00	4,665.33	9,005.74	10,994.26	55.0%



# Superstition Fire & Medical District Income Statement - Detail

For Fiscal: 2019-2020 Period Ending: 12/31/19

		Original Total Budget	Current Month Actual	YTD Actual Activity	Forecasted Remaining Budget	% Budget Remaining
100-10-61880-12	HR / INVESTIGATION LEGAL SERVICES	10,000.00	-	27,130.50	(17,130.50)	<span style="color: red;">●</span> -171.3%
100-10-61920-12	MEDICAL EXAM SERVICES	110,000.00	-	58,780.00	51,220.00	<span style="color: yellow;">●</span> 46.6%
100-10-61960-12	TEMP PERSONNEL - OUTSIDE SERVICES	-	-	-	-	<span style="color: green;">●</span> 0.0%
100-10-62020-12	PRINTING / PUBLISHING SERVICES	2,500.00	350.19	1,214.56	1,285.44	<span style="color: green;">●</span> 51.4%
100-10-62060-12	PROFESSIONAL ORGANIZATIONS / MEMBERSHIP	5,000.00	1,000.00	1,523.49	3,476.51	<span style="color: green;">●</span> 69.5%
100-10-62105-08	GLOBAL SOFTWARE LICENSING	59,200.00	23,091.41	42,871.09	16,328.91	<span style="color: red;">●</span> 27.6%
	<b>Subtotal</b>	<b>440,804.00</b>	<b>36,672.93</b>	<b>224,838.26</b>	<b>215,965.74</b>	<span style="color: yellow;">●</span> 49.0%
	<b>Financial Services</b>					
100-10-63000-10	ADMIN FEES, BONDS & LEASES	1,000.00	50.78	340.98	659.02	<span style="color: green;">●</span> 65.9%
100-10-63100-10	FEES (RECORD / FILING / PERMIT)	100.00	(95.53)	141.84	(41.84)	<span style="color: red;">●</span> -41.8%
100-10-63140-10	INTEREST & FINANCE CHARGES	2,000.00	-	1,422.19	577.81	<span style="color: red;">●</span> 28.9%
100-10-63150-10	FINANCIAL RESERVE	1,813,595.89	-	-	1,813,595.89	<span style="color: green;">●</span> 100.0%
	<b>Subtotal</b>	<b>1,816,695.89</b>	<b>(44.75)</b>	<b>1,905.01</b>	<b>1,814,790.88</b>	<span style="color: green;">●</span> 99.9%
	<b>Training Services</b>					
100-10-64020-12	ADMINISTRATIVE TRAINING / CONFERENCES	2,500.00	549.00	1,966.32	533.68	<span style="color: red;">●</span> 21.3%
100-10-64040-12	BOARD OF DIRECTORS TRAINING	1,000.00	-	-	1,000.00	<span style="color: green;">●</span> 100.0%
100-10-64060-12	COLLEGE TUITION REIMBURSEMENT	44,335.00	3,003.00	9,137.00	35,198.00	<span style="color: green;">●</span> 79.4%
	<b>Subtotal</b>	<b>47,835.00</b>	<b>3,552.00</b>	<b>11,103.32</b>	<b>36,731.68</b>	<span style="color: green;">●</span> 76.8%
	<b>Administrative Services Operating Expense Total:</b>	<b>3,122,499.89</b>	<b>77,659.01</b>	<b>602,730.22</b>	<b>2,519,769.67</b>	<span style="color: green;">●</span> 80.7%
	<b>TOTAL ADMINISTRATIVE SERVICES</b>	<b>7,683,225.89</b>	<b>383,485.60</b>	<b>2,908,017.87</b>	<b>4,775,208.02</b>	<span style="color: green;">●</span> 62.2%
<b>DIVISION 20: TECHNICAL SERVICES</b>						
	<b>Wages</b>	5,376,180.00			2,688,157.79	<span style="color: green;">●</span> 50.0%
100-20-50020-10	FLEET & FACILITIES STAFF	305,152.00	20,392.08	127,758.71	177,393.29	<span style="color: green;">●</span> 58.1%
100-20-52700-20	FLEET & FACILITIES STAFF OVERTIME	7,500.00	-	859.88	6,640.12	<span style="color: green;">●</span> 88.5%
	<b>Technical Services Wages Total:</b>	<b>312,652.00</b>	<b>20,392.08</b>	<b>128,618.59</b>	<b>184,033.41</b>	<span style="color: green;">●</span> 58.9%
	<b>Equipment &amp; Machinery</b>					
100-20-54050-20	DIAGNOSTIC SOFTWARE	3,200.00	-	1,878.60	1,321.40	<span style="color: red;">●</span> 41.3%
	<b>Operating Supplies</b>					
100-20-55400-20	MECHANICAL EQUIPMENT, PARTS & SUPPLIES	6,000.00	-	821.86	5,178.14	<span style="color: green;">●</span> 86.3%
100-20-55580-20	TIRES	69,500.00	3,063.60	11,351.74	58,148.26	<span style="color: green;">●</span> 83.7%
100-20-55620-20	VEHICLE PARTS	94,215.00	10,080.25	40,731.89	53,483.11	<span style="color: green;">●</span> 56.8%
	<b>Subtotal</b>	<b>169,715.00</b>	<b>13,143.85</b>	<b>52,905.49</b>	<b>116,809.51</b>	<span style="color: green;">●</span> 68.8%
	<b>Parts &amp; Supplies</b>					
100-20-56800-20	FLUIDS (ANTIFREEZE, BRAKE, TRANSMISSION)	6,310.00	(36.02)	4,026.18	2,283.82	<span style="color: red;">●</span> 36.2%
100-20-56880-20	FUEL - DIESEL	68,445.00	9,885.38	27,226.21	41,218.79	<span style="color: green;">●</span> 60.2%
100-20-56900-20	FUEL - UNLEADED	14,600.00	3,045.35	7,611.31	6,988.69	<span style="color: yellow;">●</span> 47.9%
100-20-57060-20	MISCELLANEOUS SHOP SUPPLIES	7,740.00	491.09	4,030.51	3,709.49	<span style="color: yellow;">●</span> 47.9%
100-20-57140-20	ENGINE OIL	6,900.00	(39.64)	433.56	6,466.44	<span style="color: green;">●</span> 93.7%
100-20-58120-20	UNIFORMS & TOWELS (TECHNICAL SERVICES)	1,260.00	72.86	291.42	968.58	<span style="color: green;">●</span> 76.9%
	<b>Subtotal</b>	<b>105,255.00</b>	<b>13,419.02</b>	<b>43,619.19</b>	<b>61,635.81</b>	<span style="color: green;">●</span> 58.6%
	<b>Professional Services</b>					
100-20-61460-20	HAZARDOUS WASTE DISPOSAL	600.00	75.34	150.68	449.32	<span style="color: green;">●</span> 74.9%
100-20-61820-20	LADDER TESTING & CERT - AERIAL & GROUND	3,450.00	-	3,174.80	275.20	<span style="color: red;">●</span> 8.0%
100-20-62140-20	REPAIR & MAINTENANCE - FLEET	12,500.00	3,676.34	14,968.10	(2,468.10)	<span style="color: red;">●</span> -19.7%
	<b>Subtotal</b>	<b>16,550.00</b>	<b>3,751.68</b>	<b>18,293.58</b>	<b>(1,743.58)</b>	<span style="color: red;">●</span> -10.5%
	<b>Training Services</b>					
100-20-64470-20	FLEET SERVICES TRAINING	8,000.00	-	969.28	7,030.72	<span style="color: green;">●</span> 87.9%
	<b>Technical Services Operating Expense Total:</b>	<b>302,720.00</b>	<b>30,314.55</b>	<b>117,666.14</b>	<b>185,053.86</b>	<span style="color: green;">●</span> 61.1%
	<b>TOTAL TECHNICAL SERVICES</b>	<b>615,372.00</b>	<b>50,706.63</b>	<b>246,284.73</b>	<b>369,087.27</b>	<span style="color: green;">●</span> 60.0%



# Superstition Fire & Medical District Income Statement - Detail

For Fiscal: 2019-2020 Period Ending: 12/31/19

		Original Total Budget	Current Month Actual	YTD Actual Activity	Forecasted Remaining Budget	% Budget Remaining
<b>DIVISION 30: COMMUNICATIONS SERVICES</b>						
<b>Parts &amp; Supplies</b>						
100-30-56040-15	BATTERIES - ELECTRONICS (PORTABLE BATTERIES)	1,400.00	-	-	1,400.00	100.0% <span style="color: green;">●</span>
100-30-57590-15	RADIO EQUIPMENT SUPPLIES	250.00	-	-	250.00	100.0% <span style="color: green;">●</span>
	<b>Subtotal</b>	1,650.00	-	-	1,650.00	100.0% <span style="color: green;">●</span>
<b>Facility Services</b>						
100-30-59080-15	PHONE / E - 911 COMM CIRCUITS	6,000.00	371.33	2,227.98	3,772.02	62.9% <span style="color: green;">●</span>
<b>Operating Services</b>						
100-30-60020-15	TOPAZ / G2 MAINTENANCE	18,000.00	231.33	6,696.66	11,303.34	62.8% <span style="color: green;">●</span>
100-30-60340-08	MCT MAINTENANCE	18,948.00	-	4,736.70	14,211.30	75.0% <span style="color: green;">●</span>
100-30-60350-08	MOBILE DATA OPERATIONS	27,000.00	2,114.06	13,788.82	13,211.18	48.9% <span style="color: orange;">●</span>
100-30-60560-15	RADIO INFORMATION SYSTEMS MAINTENANCE	10,000.00	450.00	450.00	9,550.00	95.5% <span style="color: green;">●</span>
	<b>Subtotal</b>	73,948.00	2,795.39	25,672.18	48,275.82	65.3% <span style="color: green;">●</span>
<b>Professional Services</b>						
100-30-61440-15	DISPATCH SERVICES - MFMD	126,270.00	12,234.16	47,356.26	78,913.74	62.5% <span style="color: green;">●</span>
	<b>TOTAL COMMUNICATIONS SERVICES</b>	207,868.00	15,400.88	75,256.42	132,611.58	63.8% <span style="color: green;">●</span>
<b>DIVISION 40: EMERGENCY SERVICES</b>						
<b>Wages</b>						
100-40-50040-10	ASSISTANT CHIEFS	261,983.00	20,152.53	130,746.36	131,236.64	50.1% <span style="color: green;">●</span>
100-40-50050-10	DEPUTY CHIEF	126,743.00	9,639.30	62,655.45	64,087.55	50.6% <span style="color: green;">●</span>
100-40-50140-10	ADMINISTRATIVE ASSISTANT II	56,112.00	4,316.28	27,888.19	28,223.81	50.3% <span style="color: green;">●</span>
100-40-51010-10	BATTALION CHIEFS	324,538.00	26,283.50	168,337.57	156,200.43	48.1% <span style="color: orange;">●</span>
100-40-51030-10	CAPTAINS	2,071,170.00	159,000.89	1,019,171.27	1,051,998.73	50.8% <span style="color: green;">●</span>
100-40-51040-10	ENGINEERS	1,439,406.00	111,585.80	711,022.74	728,383.26	50.6% <span style="color: green;">●</span>
100-40-51050-10	FIREFIGHTERS	3,136,658.00	237,816.44	1,524,429.70	1,612,228.30	51.4% <span style="color: green;">●</span>
100-40-52015-10	INJURY WAGES	-	-	432.23	(432.23)	0.0% <span style="color: red;">●</span>
100-40-52530-12	BATTALION CHIEF COVERAGE	22,500.00	4,057.35	9,018.60	13,481.40	59.9% <span style="color: green;">●</span>
100-40-52539-10	SAFER GRANT WAGES REIMBURSEMENT	(395,645.00)	(56,803.85)	(202,402.94)	(193,242.06)	48.8% <span style="color: orange;">●</span>
	<b>Subtotal</b>	7,043,465.00	516,048.24	3,451,299.17	3,592,165.83	51.0% <span style="color: green;">●</span>
<b>OT Wages</b>						
100-40-52540-10	FLSA HALFTIME	95,465.00	4,045.29	43,408.80	52,056.20	54.5% <span style="color: green;">●</span>
100-40-52560-10	HOLIDAY PAY	267,079.00	25,611.03	127,018.37	140,060.63	52.4% <span style="color: green;">●</span>
100-40-52700-12	OPS ADMIN STAFF OVERTIME	250.00	-	-	250.00	100.0% <span style="color: green;">●</span>
100-40-52740-12	SHIFT OVERTIME	100,000.00	12,688.14	59,291.28	40,708.72	40.7% <span style="color: red;">●</span>
100-40-52750-12	SPECIAL OVERTIME	2,000.00	-	1,408.63	591.37	29.6% <span style="color: red;">●</span>
100-40-52810-12	NON-CONTRACTED SPECIAL EVENTS OT	4,000.00	-	-	4,000.00	100.0% <span style="color: green;">●</span>
100-40-52850-47	SCBA OVERTIME	3,500.00	-	920.23	2,579.77	73.7% <span style="color: green;">●</span>
100-40-52910-50	PUBLIC EVENTS / PUB ED OT	300.00	-	466.13	(166.13)	-55.4% <span style="color: red;">●</span>
	<b>Subtotal</b>	472,594.00	42,344.46	232,513.44	240,080.56	50.8% <span style="color: green;">●</span>
<b>Training OT Wages</b>						
100-40-53140-41	EMS TRAINING OT	3,040.00	-	375.27	2,664.73	87.7% <span style="color: green;">●</span>
100-40-53240-12	PROMOTIONAL TESTING OT	2,000.00	-	915.85	1,084.15	54.2% <span style="color: green;">●</span>
100-40-53260-41	FIRE OPERATIONAL TRAINING OT	19,600.00	541.05	2,870.62	16,729.38	85.4% <span style="color: green;">●</span>
100-40-53360-41	OFFICER DEVELOPMENT OT	26,000.00	181.37	6,102.10	19,897.90	76.5% <span style="color: green;">●</span>
100-40-53380-41	RECRUIT / INTERN ACADEMY OT	-	-	-	-	0.0% <span style="color: green;">●</span>
100-40-53500-41	SPECIAL OPERATIONS OT	9,400.00	241.27	868.34	8,531.66	90.8% <span style="color: green;">●</span>
	<b>Subtotal</b>	60,040.00	963.69	11,132.18	48,907.82	81.5% <span style="color: green;">●</span>
<b>Other OT Wages</b>						
100-40-53580-15	FIRE INVESTIGATION OT	3,740.00	-	-	3,740.00	100.0% <span style="color: green;">●</span>
	<b>Emergency Services Wages Total:</b>	7,579,839.00	559,356.39	3,694,944.79	3,884,894.21	51.3% <span style="color: green;">●</span>
<b>Equipment &amp; Machinery</b>						
100-40-54080-41	EMS EQUIPMENT & MACHINERY (ASSET)	2,000.00	-	-	2,000.00	100.0% <span style="color: green;">●</span>
100-40-54120-40	FIRE OPS EQUIPMENT & MACHINERY (ASSET)	2,500.00	-	-	2,500.00	100.0% <span style="color: green;">●</span>
100-40-54140-40	FIRE OPS HOSE (ASSET)	8,000.00	-	-	8,000.00	100.0% <span style="color: green;">●</span>
100-40-54165-41	FIRE OPS TRAINING EQUIPMENT (ASSET)	-	-	-	-	0.0% <span style="color: green;">●</span>
100-40-54300-42	PHYSICAL FITNESS EQUIPMENT (ASSET)	1,333.00	-	-	1,333.00	100.0% <span style="color: green;">●</span>
100-40-54420-47	SCBA AIR MASKS (ASSET)	8,000.00	-	3,290.26	4,709.74	58.9% <span style="color: green;">●</span>
100-40-54460-41	SPECIAL OPERATIONS EQUIPMENT (ASSET)	-	-	-	-	0.0% <span style="color: green;">●</span>
	<b>Subtotal</b>	21,833.00	-	3,290.26	18,542.74	84.9% <span style="color: green;">●</span>





# Superstition Fire & Medical District Income Statement - Detail

For Fiscal: 2019-2020 Period Ending: 12/31/19

		Original Total Budget	Current Month Actual	YTD Actual Activity	Forecasted Remaining Budget		% Budget Remaining
<b>Operating Supplies</b>							
100-40-55100-41	EMS PARTS AND SUPPLIES	29,600.00	1,185.97	4,107.10	25,492.90	<span style="color: green;">●</span>	86.1%
100-40-55200-20	FIRE OPS EQUIPMENT, PARTS, SUPPLIES & MAINT	32,250.00	1,078.95	16,246.45	16,003.55	<span style="color: yellow;">●</span>	49.6%
100-40-55220-41	FIRE OPS TRAINING TOOLS & SUPPLIES	3,500.00	-	-	3,500.00	<span style="color: green;">●</span>	100.0%
100-40-55440-42	PHYSICAL FITNESS TRAINING TOOLS, SUPP & MAINT	2,000.00	-	754.55	1,245.45	<span style="color: green;">●</span>	62.3%
100-40-55480-42	SAFETY EQUIPMENT, PARTS & SUPPLIES	1,500.00	-	1,624.77	(124.77)	<span style="color: red;">●</span>	-8.3%
100-40-55520-47	SCBA TOOLS, EQUIPMENT & SUPPLIES	4,000.00	-	2,880.92	1,119.08	<span style="color: green;">●</span>	28.0%
100-40-55560-41	SPECIAL OPS (TRT/HAZ-MAT) OPERATING EXPENSES	13,500.00	-	3,996.25	9,503.75	<span style="color: green;">●</span>	70.4%
100-40-55580-41	SPECIAL OPS (WILDLAND) OPERATING EXPENSES	8,500.00	170.07	2,092.19	6,407.81	<span style="color: green;">●</span>	75.4%
	<b>Subtotal</b>	<b>94,850.00</b>	<b>2,434.99</b>	<b>31,702.23</b>	<b>63,147.77</b>	<span style="color: green;">●</span>	<b>66.6%</b>
<b>Parts &amp; Supplies</b>							
100-40-56220-41	COMM HEALTH SERVICES SUPPLIES	3,000.00	-	359.04	2,640.96	<span style="color: green;">●</span>	88.0%
100-40-56760-40	FIRE REHAB - PERISHABLES	500.00	-	259.21	240.79	<span style="color: yellow;">●</span>	48.2%
100-40-57245-42	PPE (PERSONAL PROTECTIVE EQUIPMENT)	49,485.00	-	14,666.21	34,818.79	<span style="color: green;">●</span>	70.4%
	<b>Subtotal</b>	<b>52,985.00</b>	<b>-</b>	<b>15,284.46</b>	<b>37,700.54</b>	<span style="color: green;">●</span>	<b>71.2%</b>
<b>Operating Services</b>							
100-40-60140-20	SCBA COMPRESSOR MAINTENANCE	3,000.00	-	-	3,000.00	<span style="color: green;">●</span>	100.0%
100-40-60700-12	TOWEL & LINEN SERVICES	10,000.00	1,087.46	4,761.05	5,238.95	<span style="color: green;">●</span>	52.4%
	<b>Subtotal</b>	<b>13,000.00</b>	<b>1,087.46</b>	<b>4,761.05</b>	<b>8,238.95</b>	<span style="color: green;">●</span>	<b>63.4%</b>
<b>Professional Services</b>							
100-40-61080-20	AIR QUALITY TESTING	900.00	-	744.80	155.20	<span style="color: red;">●</span>	17.2%
100-40-61120-12	BAY DOOR MAINTENANCE	10,800.00	954.47	1,153.13	9,646.87	<span style="color: green;">●</span>	89.3%
100-40-61530-41	EMS CARDIAC MONITOR MAINTENANCE & SUPPLIES	20,737.00	-	14,232.12	6,504.88	<span style="color: red;">●</span>	31.4%
100-40-61650-12	INFECTION CONTROL MEDICAL EXAM SERVICE	1,500.00	-	-	1,500.00	<span style="color: green;">●</span>	100.0%
100-40-61660-41	INSTRUCTOR SERVICES - CE	250.00	-	-	250.00	<span style="color: green;">●</span>	100.0%
100-40-61980-42	PPE CLOTHING MAINTENANCE & DECONTAMINATION	25,000.00	2,888.00	5,022.60	19,977.40	<span style="color: green;">●</span>	79.9%
100-40-62200-47	SCBA TESTING & CALIBRATION	2,000.00	-	-	2,000.00	<span style="color: green;">●</span>	100.0%
	<b>Subtotal</b>	<b>61,187.00</b>	<b>3,842.47</b>	<b>21,152.65</b>	<b>40,034.35</b>	<span style="color: green;">●</span>	<b>65.4%</b>
<b>Training Services</b>							
100-40-64020-41	FIRE OPS / EMS OUTSIDE TRAINING	5,200.00	-	310.77	4,889.23	<span style="color: green;">●</span>	94.0%
100-40-64400-42	HEALTH, SAFETY, & WELLNESS TRAINING & SUPPLIES	1,333.00	-	-	1,333.00	<span style="color: green;">●</span>	100.0%
100-40-64420-41	INTERN / RECRUIT ACADEMY & SUPPLIES	-	-	-	-	<span style="color: green;">●</span>	0.0%
100-40-64550-41	OFFICER DEVELOPMENT TRAINING & SUPPLIES	14,500.00	2,780.00	13,062.92	1,437.08	<span style="color: red;">●</span>	9.9%
	<b>Subtotal</b>	<b>21,033.00</b>	<b>2,780.00</b>	<b>13,373.69</b>	<b>7,659.31</b>	<span style="color: red;">●</span>	<b>36.4%</b>
	<b>Emergency Services Operating Expense Total:</b>	<b>264,888.00</b>	<b>10,144.92</b>	<b>89,564.34</b>	<b>175,323.66</b>	<span style="color: green;">●</span>	<b>66.2%</b>
	<b>TOTAL EMERGENCY SERVICES</b>	<b>7,844,727.00</b>	<b>569,501.31</b>	<b>3,784,509.13</b>	<b>4,060,217.87</b>	<span style="color: green;">●</span>	<b>51.8%</b>
<b>DIVISION 50: COMMUNITY SERVICES / FIRE PREVENTION</b>							
<b>Wages</b>							
100-50-50260-10	COMMUNITY RISK REDUCTION SPECIALIST	86,843.00	6,680.26	43,194.89	43,648.11	<span style="color: green;">●</span>	50.3%
	<b>Subtotal</b>	<b>86,843.00</b>	<b>6,680.26</b>	<b>43,194.89</b>	<b>43,648.11</b>	<span style="color: green;">●</span>	<b>50.3%</b>
<b>OT Wages</b>							
100-50-52700-15	PREVENTION / FIRE INVESTIGATION OVERTIME	-	-	-	-	<span style="color: green;">●</span>	0.0%
100-50-52965-15	SPECIAL PUBLIC EVENTS OT	-	-	-	-	<span style="color: green;">●</span>	0.0%
	<b>Subtotal</b>	<b>-</b>	<b>-</b>	<b>-</b>	<b>-</b>	<span style="color: green;">●</span>	<b>0.0%</b>
	<b>Community Services / Fire Prevention Wages Total:</b>	<b>86,843.00</b>	<b>6,680.26</b>	<b>43,194.89</b>	<b>43,648.11</b>	<span style="color: green;">●</span>	<b>50.3%</b>
<b>Operating Supplies</b>							
100-50-55160-50	FIRE CODE BOOKS & MANUALS	800.00	-	796.06	3.94	<span style="color: red;">●</span>	0.5%
100-50-55180-15	FIRE INVESTIGATION TOOLS & EQUIPMENT	-	-	-	-	<span style="color: green;">●</span>	0.0%
100-50-55260-50	FIRE PREVENTION TOOLS & EQUIPMENT	200.00	-	98.58	101.42	<span style="color: green;">●</span>	50.7%
100-50-55640-59	MULTI MEDIA SOFTWARE LICENSES	1,000.00	-	504.47	495.53	<span style="color: yellow;">●</span>	49.6%
	<b>Subtotal</b>	<b>2,000.00</b>	<b>-</b>	<b>1,399.11</b>	<b>600.89</b>	<span style="color: red;">●</span>	<b>30.0%</b>
<b>Parts &amp; Supplies</b>							
100-50-56740-50	FIRE PREVENTION SUPPLIES	400.00	-	343.52	56.48	<span style="color: red;">●</span>	14.1%
100-50-57640-50	SAFETY & EDUCATION PROMO MATERIALS	2,600.00	263.40	991.86	1,608.14	<span style="color: green;">●</span>	61.9%
	<b>Subtotal</b>	<b>3,000.00</b>	<b>263.40</b>	<b>1,335.38</b>	<b>1,664.62</b>	<span style="color: green;">●</span>	<b>55.5%</b>
<b>Operating Services</b>							
100-50-60150-50	EMERGENCY EVENT SUPPLIES	1,500.00	605.00	2,311.52	(811.52)	<span style="color: red;">●</span>	-54.1%
100-50-60200-50	SELF INSPECTION SUPPLIES	500.00	-	100.00	400.00	<span style="color: green;">●</span>	80.0%
	<b>Subtotal</b>	<b>2,000.00</b>	<b>605.00</b>	<b>2,411.52</b>	<b>(411.52)</b>	<span style="color: red;">●</span>	<b>-20.6%</b>



## Superstition Fire & Medical District Income Statement - Detail

For Fiscal: 2019-2020 Period Ending: 12/31/19

	Original Total Budget	Current Month Actual	YTD Actual Activity	Forecasted Remaining Budget	% Budget Remaining
<b>Professional Services</b>					
100-50-61340-50	-	-	87.87	(87.87)	🔴 0.0%
100-50-61370-50	1,500.00	409.13	760.58	739.42	🟡 49.3%
100-50-61380-50	300.00	-	-	300.00	🟢 100.0%
100-50-62010-08	4,000.00	2,000.00	2,000.00	2,000.00	🟢 50.0%
100-50-62080-50	8,000.00	-	4,000.00	4,000.00	🟢 50.0%
<b>Subtotal</b>	<b>13,800.00</b>	<b>2,409.13</b>	<b>6,848.45</b>	<b>6,951.55</b>	<b>🟢 50.4%</b>
<b>Training Services</b>					
100-50-64240-15	3,740.00	-	1,942.12	1,797.88	🟡 48.1%
100-50-64260-50	1,500.00	55.00	140.00	1,360.00	🟢 90.7%
<b>Subtotal</b>	<b>5,240.00</b>	<b>55.00</b>	<b>2,082.12</b>	<b>3,157.88</b>	<b>🟢 60.3%</b>
<b>Community Services / Fire Prevention Operating Expense Total:</b>	<b>26,040.00</b>	<b>3,332.53</b>	<b>14,076.58</b>	<b>11,963.42</b>	<b>🟡 45.9%</b>
<b>TOTAL COMMUNITY SERVICES / FIRE PREVENTION</b>	<b>112,883.00</b>	<b>10,012.79</b>	<b>57,271.47</b>	<b>55,611.53</b>	<b>🟡 49.3%</b>
<b>GRAND TOTAL GENERAL FUND</b>	<b>\$ 16,464,075.89</b>	<b>\$ 1,029,107.21</b>	<b>\$ 7,071,339.62</b>	<b>\$ 9,392,736.27</b>	<b>🟢 57.0%</b>
<b>Net Financial Sources (Uses):</b>	<b>\$ (1,694,850.89)</b>	<b>\$ 551,317.25</b>	<b>\$ 2,308,916.43</b>	<b>\$ (4,003,767.32)</b>	
<b>Beginning Unrestricted Fund Balance July 1, 2019</b>	<b>\$1,694,850.89</b>				



# Superstition Fire & Medical District Income Statement - Detail

For Fiscal: 2019-2020 Period Ending: 12/31/19

		Original Total Budget	Current Month Actual	YTD Actual Activity	Forecasted Remaining Budget	% Budget Remaining
<b>Fund: 150 - TRANSPORT SERVICES</b>						
<b>Revenue</b>						
150-10-42100-10	ALS TRANSPORT REVENUE	3,089,025.00	346,200.23	1,552,261.99	1,536,763.01	49.7%
150-10-42125-10	TRANSPORT CUSTOMER REFUNDS	(30,841.00)	(2,102.19)	(7,971.41)	(22,869.59)	74.2%
150-10-42180-10	COLLECTIONS REVENUE	14,000.00	1,788.10	12,144.15	1,855.85	13.3%
150-10-45700-10	INVESTMENT EARNINGS	3,750.00	247.37	1,914.80	1,835.20	48.9%
150-10-45900-10	OTHER INCOME	-	-	1,240.45	(1,240.45)	0.0%
150-80-48020-02	TRANSFER IN (200 FUND)	-	-	-	-	0.0%
150-80-48100-10	TRANSFER OUT (200 FUND)	(25,000.00)	-	-	(25,000.00)	100.0%
<b>Revenue Total:</b>		<b>\$ 3,050,934.00</b>	<b>\$ 346,133.51</b>	<b>\$ 1,559,589.98</b>	<b>1,491,344.02</b>	<b>48.9%</b>
<b>Expense</b>						
<b>DIVISION 10: ADMINISTRATIVE SERVICES</b>						
<b>Wages</b>						
150-10-50000-10	FIRE CHIEF	13,480.00	1,036.92	6,740.02	6,739.98	50.0%
150-10-50010-10	ADMIN SERVICES STAFF	41,306.00	3,177.38	20,653.02	20,652.98	50.0%
150-10-52510-10	WAGE ALLOWANCE (CELL PHONES)	945.00	72.69	472.48	472.52	50.0%
<b>Subtotal</b>		<b>55,731.00</b>	<b>4,286.99</b>	<b>27,865.52</b>	<b>27,865.48</b>	<b>50.0%</b>
<b>Employer Provided Benefits</b>						
150-10-53710-10	PENSION (PSPRS)	18,261.00	1,404.69	9,130.51	9,130.49	50.0%
150-10-53760-10	PENSION (ASRS)	151,813.00	12,518.37	79,450.66	72,362.34	47.7%
150-10-53770-10	BENEFIT CONTRIBUTIONS	316,348.00	24,038.46	154,603.49	161,744.51	51.1%
150-10-53810-10	SOCIAL SECURITY	81,157.00	6,641.27	42,376.55	38,780.45	47.8%
150-10-53830-10	MEDICARE	20,612.00	1,678.75	10,727.09	9,884.91	48.0%
150-10-53860-10	INDUSTRIAL INSURANCE	23,702.00	75.23	19,494.14	4,207.86	17.8%
150-10-53870-10	INDUSTRIAL INSURANCE - VOLUNTEERS	-	-	-	-	0.0%
150-10-53910-10	MEDICAL INSURANCE	-	789.83	14,158.35	(14,158.35)	0.0%
150-10-53920-10	DENTAL INSURANCE	-	62.78	1,068.45	(1,068.45)	0.0%
150-10-53930-10	VISION INSURANCE	-	6.14	150.38	(150.38)	0.0%
150-10-53940-10	EMPLOYEE ASSISTANCE PROGRAM	2,160.00	215.04	1,597.44	562.56	26.0%
150-10-53950-10	LIFE INSURANCE	2,256.00	224.00	1,648.00	608.00	27.0%
150-10-53965.10	COBRA REIMBURSEMENT INCOME	-	-	-	-	0.0%
150-10-53990-10	EARNED LEAVE BUYOUT (ELBO) PROGRAM	250.00	-	-	250.00	100.0%
150-10-53992-10	EARNED LEAVE BUYOUT (ELBO) PROGRAM - FICA	19.00	-	-	19.00	100.0%
150-10-53997-10	EARNED LEAVE SEPARATION (ELSP) PROGRAM	-	380.03	2,643.33	(2,643.33)	0.0%
150-10-53998-10	EARNED LEAVE SEPARATION PROGRAM - FICA	-	-	66.37	(66.37)	0.0%
<b>Subtotal</b>		<b>616,578.00</b>	<b>48,034.59</b>	<b>337,114.76</b>	<b>279,463.24</b>	<b>45.3%</b>
<b>Admin Services Compensation &amp; Benefits Total:</b>		<b>672,309.00</b>	<b>52,321.58</b>	<b>364,980.28</b>	<b>307,328.72</b>	<b>45.7%</b>
<b>Equipment &amp; Machinery</b>						
150-10-54040-08	COMPUTER EQUIPMENT	3,700.00	-	-	3,700.00	100.0%
<b>Operating Supplies</b>						
150-10-55060-08	COMPUTER / PRINTER SUPPLIES & MAINTENANCE	4,000.00	389.95	773.99	3,226.01	80.7%
<b>Parts &amp; Supplies</b>						
150-10-55550-12	OFFICE FURNITURE & EQUIPMENT, PARTS & SUPPLIES	7,000.00	67.48	1,555.52	5,444.48	77.8%
150-10-55670-50	VOLUNTEER EXPENSES	100.00	-	-	100.00	100.0%
150-10-56340-12	CLEANING SUPPLIES	6,100.00	881.25	3,507.05	2,592.95	42.5%
150-10-56600-12	FACILITY MAINTENANCE	7,350.00	98.74	3,925.84	3,424.16	46.6%
150-10-56860-12	FOOD / BEVERAGES	200.00	-	-	200.00	100.0%
150-10-57100-12	OFFICE SUPPLIES	1,500.00	331.07	1,025.52	474.48	31.6%
150-10-57200-12	POSTAGE / DELIVERY SERVICES	1,500.00	46.85	343.69	1,156.31	77.1%
150-10-57440-12	PROFESSIONAL PUBS / SUBSCRIPTIONS	-	-	-	-	0.0%
150-10-57600-12	HONOR GUARD	1,000.00	-	-	1,000.00	100.0%
150-10-57620-12	REWARDS / RECOGNITION / FLOWER SUPPLIES	150.00	100.00	100.00	50.00	33.3%
150-10-57660-12	PEER SUPPORT	100.00	-	-	100.00	100.0%
150-10-57680-12	TS ID BADGES	200.00	-	-	200.00	100.0%
150-10-58000-12	UNIFORMS (CIVILIAN)	15,400.00	245.99	9,792.96	5,607.04	36.4%
<b>Subtotal</b>		<b>40,600.00</b>	<b>1,771.38</b>	<b>20,250.58</b>	<b>20,349.42</b>	<b>50.1%</b>
<b>Facility Services</b>						
150-10-59000-12	FACILITY RENT	6,000.00	500.00	3,000.00	3,000.00	50.0%
150-10-59020-12	ELECTRICITY	35,416.00	2,397.33	19,806.87	15,609.13	44.1%
150-10-59040-12	FACILITY PROJECTS	18,000.00	432.95	6,180.66	11,819.34	65.7%
150-10-59060-12	NATURAL GAS	3,380.00	96.07	1,617.20	1,762.80	52.2%
150-10-59100-08	PHONE	7,953.00	604.09	3,578.05	4,374.95	55.0%
150-10-59160-12	WATER SOFTENER SUPPLIES	1,920.00	145.91	1,031.43	888.57	46.3%
150-10-59180-12	SEWER / SEPTIC	2,236.00	174.32	724.69	1,511.31	67.6%
150-10-59200-12	WATER	8,236.00	608.42	3,469.67	4,766.33	57.9%
<b>Subtotal</b>		<b>83,141.00</b>	<b>4,959.09</b>	<b>39,408.57</b>	<b>43,732.43</b>	<b>52.6%</b>



# Superstition Fire & Medical District Income Statement - Detail

For Fiscal: 2019-2020 Period Ending: 12/31/19

		Original Total Budget	Current Month Actual	YTD Actual Activity	Forecasted Remaining Budget	% Budget Remaining
<b>Operating Services</b>						
150-10-60180-08	COPIER MAINTENANCE & SUPPLIES	2,000.00	337.47	1,069.50	930.50	46.5%
150-10-60230-12	DOCUMENT DISPOSAL SERVICES	120.00	-	55.00	65.00	54.2%
150-10-60240-12	EXTERMINATING	1,300.00	115.30	369.24	930.76	71.6%
150-10-60310-08	INTERNET	36,000.00	2,459.16	15,012.80	20,987.20	58.3%
150-10-60580-12	LANDSCAPING	575.00	-	366.68	208.32	36.2%
150-10-60580-12	REFUSE COLLECTION	900.00	-	504.10	395.90	44.0%
150-10-60600-12	SECURITY & ALARM SYSTEMS	2,730.00	32.99	1,389.21	1,340.79	49.1%
150-10-60620-08	INDIVIDUAL SOFTWARE LICENSING	700.00	-	-	700.00	100.0%
150-10-60630-08	SYSTEM SERVER HOSTING	2,311.00	275.18	1,100.72	1,210.28	52.4%
150-10-60740-12	WATER & ICE (DRINKING)	3,900.00	369.87	2,604.02	1,295.98	33.2%
	<b>Subtotal</b>	<b>50,536.00</b>	<b>3,589.97</b>	<b>22,471.27</b>	<b>28,064.73</b>	<b>55.5%</b>
<b>Professional Services</b>						
150-10-61020-12	ADMIN MEDICAL DIR - CONTRACT	15,000.00	3,750.00	7,500.00	7,500.00	50.0%
150-10-61060-12	NEW HIRE HR ADVERTISING	100.00	-	-	100.00	100.0%
150-10-61100-12	BACKGROUND / CREDIT REPORTG	1,000.00	22.00	243.00	757.00	75.7%
150-10-61160-08	CIS MAINT CONTRACT	2,500.00	-	-	2,500.00	100.0%
150-10-61170-08	CIS WEB HOSTING / DOMAIN CERTIFICATES	1,000.00	33.00	605.39	394.61	39.5%
150-10-61250-12	FIRE CHIEF SEARCH CONTINGENCY	10,000.00	-	-	10,000.00	100.0%
150-10-61260-12	CPA AUDIT SERVICES	4,000.00	-	-	4,000.00	100.0%
150-10-61300-12	LABOR RELATIONS CONSULTING/CONFERENCES	2,667.00	-	716.51	1,950.49	73.0%
150-10-61700-12	VEHICLE / PROPERTY / LIABILITY INS	24,349.00	-	11,694.04	12,654.96	52.0%
150-10-61860-12	GOVERNING BOARD LEGAL SERVICES	10,000.00	1,710.45	2,804.30	7,195.70	72.0%
150-10-61880-12	HR / INVESTIGATION LEGAL SERVICES	-	-	-	-	0.0%
150-10-61920-12	MEDICAL EXAM SERVICES	350.00	-	130.00	220.00	62.9%
150-10-62020-12	PRINTING / PUBLISHING SERVICES	800.00	-	347.55	452.45	56.6%
150-10-62060-12	PROFESSIONAL ORGS / MEMBERSHIP	900.00	125.00	1,796.67	(896.67)	-99.6%
150-10-62105-08	GLOBAL SOFTWARE LICENSING	23,000.00	11,545.71	20,964.13	2,035.87	8.9%
	<b>Subtotal</b>	<b>95,666.00</b>	<b>17,186.16</b>	<b>46,801.59</b>	<b>48,864.41</b>	<b>51.1%</b>
<b>Training Services</b>						
150-10-63000-10	ADMIN FEES, BONDS & LEASES	350.00	0.31	64.16	285.84	81.7%
150-10-63140-10	INTEREST & FINANCE CHARGES	7,500.00	-	270.00	7,230.00	96.4%
150-10-63150-10	FINANCIAL RESERVE	101,624.10	-	-	101,624.10	100.0%
150-10-63200-10	BILLING & COLLECTIONS FEES	152,469.00	328.14	35,383.03	117,085.97	76.8%
150-10-64020-12	ADMIN TRAINING / CONFERENCES	600.00	-	394.54	205.46	34.2%
150-10-64040-12	BOARD OF DIRECTORS TRAINING	100.00	-	-	100.00	100.0%
150-10-64060-12	COLLEGE TUITION REIMBURSEMENT	6,715.00	-	180.60	6,534.40	97.3%
	<b>Subtotal</b>	<b>269,358.10</b>	<b>328.45</b>	<b>36,292.33</b>	<b>233,065.77</b>	<b>86.5%</b>
	<b>Administrative Services Operating Expense Total:</b>	<b>547,001.10</b>	<b>28,225.00</b>	<b>165,998.33</b>	<b>381,002.77</b>	<b>69.7%</b>
	<b>TOTAL ADMINISTRATIVE SERVICES</b>	<b>1,219,310.10</b>	<b>80,546.58</b>	<b>530,978.61</b>	<b>688,331.49</b>	<b>56.5%</b>
<b>DIVISION 20: TECHNICAL SERVICES</b>						
<b>Wages</b>						
150-20-50020-10	FLEET & FACILITIES STAFF	6,442.00	1,572.39	10,806.14	(4,364.14)	-67.7%
	<b>Technical Services Wages Total:</b>	<b>6,442.00</b>	<b>1,572.39</b>	<b>10,806.14</b>	<b>(4,364.14)</b>	<b>-67.7%</b>
<b>Equipment &amp; Machinery</b>						
150-20-54050-20	DIAGNOSTIC SOFTWARE	300.00	-	354.00	(54.00)	-18.0%
<b>Operating Supplies</b>						
150-20-55400-20	MECH EQUIPMENT, PARTS & SUPPLIES	650.00	-	-	650.00	100.0%
150-20-55580-20	TIRES	12,000.00	2,533.61	3,800.41	8,199.59	68.3%
150-20-55620-20	VEHICLE PARTS	10,000.00	1,770.00	8,493.39	1,506.61	15.1%
	<b>Subtotal</b>	<b>22,650.00</b>	<b>4,303.61</b>	<b>12,293.80</b>	<b>10,356.20</b>	<b>45.7%</b>
<b>Parts &amp; Supplies</b>						
150-20-56800-20	FLUIDS (ANTIFREEZE, BRAKE, TRANSMISSION)	600.00	-	369.49	230.51	38.4%
150-20-56880-20	FUEL - DIESEL	24,200.00	4,362.78	12,489.04	11,710.96	48.4%
150-20-56900-20	FUEL - UNLEADED	1,600.00	240.34	561.17	1,038.83	64.9%
150-20-57060-20	MISCELLANEOUS SHOP SUPPLIES	500.00	-	222.42	277.58	55.5%
150-20-57140-20	ENGINE OIL	2,000.00	-	1,904.60	95.40	4.8%
150-20-58120-20	UNIFORMS & TOWELS (TECH SRVS)	377.00	36.43	145.72	231.28	61.3%
	<b>Subtotal</b>	<b>29,277.00</b>	<b>4,639.55</b>	<b>15,692.44</b>	<b>13,584.56</b>	<b>46.4%</b>
<b>Professional Services</b>						
150-20-61460-20	HAZARDOUS WASTE DISPOSAL	190.00	37.67	75.34	114.66	60.3%
150-20-62140-20	REPAIR & MAINTENANCE - FLEET	2,600.00	-	1,000.00	1,600.00	61.5%
	<b>Subtotal</b>	<b>2,790.00</b>	<b>37.67</b>	<b>1,075.34</b>	<b>1,714.66</b>	<b>61.5%</b>
<b>Training Services</b>						
150-20-64470-20	FLEET SERVICES TRAINING	2,000.00	-	-	2,000.00	100.0%
	<b>Technical Services Operating Expense Total:</b>	<b>57,017.00</b>	<b>8,980.83</b>	<b>29,415.58</b>	<b>27,601.42</b>	<b>48.4%</b>
	<b>TOTAL TECHNICAL SERVICES</b>	<b>63,459.00</b>	<b>10,553.22</b>	<b>40,221.72</b>	<b>23,237.28</b>	<b>36.6%</b>



# Superstition Fire & Medical District Income Statement - Detail

For Fiscal: 2019-2020 Period Ending: 12/31/19

		Original Total Budget	Current Month Actual	YTD Actual Activity	Forecasted Remaining Budget	% Budget Remaining
<b>DIVISION 30: COMMUNICATIONS SERVICES</b>						
<b>Operating Services</b>						
150-30-59080-15	PHONE / E-911 COMMUNICATION CIRCUITS	2,375.00	185.67	1,114.02	1,260.98	<span style="color: green;">●</span> 53.1%
150-30-60020-15	TOPAZ / G2 MAINTENANCE	9,400.00	115.67	3,348.34	6,051.66	<span style="color: green;">●</span> 64.4%
150-30-60340-08	MCT MAINTENANCE	6,723.00	-	1,680.64	5,042.36	<span style="color: green;">●</span> 75.0%
150-30-60350-08	MOBILE DATA OPERATIONS	8,000.00	496.25	3,151.36	4,848.64	<span style="color: green;">●</span> 60.6%
150-30-60560-15	RADIO INFO SYSTEMS MAINTENANCE	1,250.00	-	-	1,250.00	<span style="color: green;">●</span> 100.0%
	<b>Subtotal</b>	<b>27,748.00</b>	<b>797.59</b>	<b>9,294.36</b>	<b>18,453.64</b>	<span style="color: green;">●</span> 66.5%
<b>Professional Services</b>						
150-30-61440-15	DISPATCH SERVICES - MFMD	145,996.00	13,047.90	63,614.26	82,381.74	<span style="color: green;">●</span> 56.4%
<b>TOTAL COMMUNICATIONS SERVICES</b>		<b>173,744.00</b>	<b>13,845.49</b>	<b>72,908.62</b>	<b>100,835.38</b>	<span style="color: green;">●</span> 58.0%
<b>DIVISION 40: TRANSPORT SERVICES</b>						
<b>Wages</b>						
150-40-50040-10	ASSISTANT CHIEFS	7,725.00	594.23	3,862.50	3,862.50	<span style="color: green;">●</span> 50.0%
150-40-50140-10	CON OPERATIONS MANAGEMENT	146,110.00	11,239.19	72,811.97	73,298.03	<span style="color: green;">●</span> 50.2%
150-40-51010-10	BATTALION CHIEFS	10,399.00	799.92	5,199.52	5,199.48	<span style="color: green;">●</span> 50.0%
150-40-51030-10	CAPTAINS	29,595.00	2,276.54	14,797.49	14,797.51	<span style="color: green;">●</span> 50.0%
150-40-51600-10	PARAMEDIC (FULL TIME)	560,244.00	42,859.16	271,713.46	288,530.54	<span style="color: green;">●</span> 51.5%
150-40-51650-10	EMT (FULL TIME)	459,314.00	34,311.29	219,716.69	239,597.31	<span style="color: green;">●</span> 52.2%
150-40-51700-10	PARAMEDIC (PART TIME)	-	216.00	3,676.00	(3,676.00)	<span style="color: red;">●</span> 0.0%
150-40-51750-10	EMT (PART TIME)	-	334.13	2,460.38	(2,460.38)	<span style="color: red;">●</span> 0.0%
150-40-51800-10	SWORN COVERAGE - WAGES	-	8,044.75	36,362.29	(36,362.29)	<span style="color: red;">●</span> 0.0%
	<b>Subtotal</b>	<b>1,213,387.00</b>	<b>100,675.21</b>	<b>630,600.30</b>	<b>582,786.70</b>	<span style="color: yellow;">●</span> 48.0%
<b>OT / Other Wages</b>						
150-40-52015-10	INJURY WAGES	-	-	-	-	<span style="color: red;">●</span> 0.0%
150-40-52560-10	HOLIDAY PAY	35,576.00	2,936.26	14,131.66	21,444.34	<span style="color: green;">●</span> 60.3%
150-40-52740-12	REGULAR OVERTIME	48,017.00	5,432.83	35,156.73	12,860.27	<span style="color: green;">●</span> 26.8%
150-40-52750-12	SPECIAL OVERTIME	300.00	-	-	300.00	<span style="color: green;">●</span> 100.0%
150-40-52800-12	CONTRACTED SPECIAL EVENTS OVERTIME	1,000.00	-	-	1,000.00	<span style="color: green;">●</span> 100.0%
150-40-52850-47	SCBA OVERTIME	1,000.00	-	-	1,000.00	<span style="color: green;">●</span> 100.0%
150-40-53140-41	EMS TRAINING OT	-	-	-	-	<span style="color: green;">●</span> 0.0%
150-40-53380-41	NEW HIRE TRAINING	-	-	-	-	<span style="color: green;">●</span> 0.0%
	<b>Subtotal</b>	<b>85,893.00</b>	<b>8,369.09</b>	<b>49,288.39</b>	<b>36,604.61</b>	<span style="color: red;">●</span> 43.0%
<b>Transport Services Wages Total:</b>		<b>1,299,280.00</b>	<b>109,044.30</b>	<b>679,888.69</b>	<b>619,391.31</b>	<span style="color: yellow;">●</span> 47.7%
<b>Equipment &amp; Machinery</b>						
150-40-54000-10	VEHICLE / EQUIPMENT LEASE PAYMENTS	175,148.00	-	-	175,148.00	<span style="color: green;">●</span> 100.0%
150-40-54080-41	EMS EQUIP & MACHINERY (ASSET)	2,000.00	-	-	2,000.00	<span style="color: green;">●</span> 100.0%
150-40-54300-42	PHYSICAL FITNESS EQUIPMENT (ASSET)	667.00	-	-	667.00	<span style="color: green;">●</span> 100.0%
	<b>Subtotal</b>	<b>177,815.00</b>	<b>-</b>	<b>-</b>	<b>177,815.00</b>	<span style="color: green;">●</span> 100.0%
<b>Operating Supplies</b>						
150-40-55100-41	EMS PARTS & SUPPLIES	5,000.00	-	130.06	4,869.94	<span style="color: green;">●</span> 97.4%
150-40-55440-42	PHYSICAL FITNESS TRAINING, TOOLS & SUPPLIES	1,000.00	-	-	1,000.00	<span style="color: green;">●</span> 100.0%
150-40-55480-42	SAFETY EQUIPMENT, PARTS & SUPPLIES	300.00	-	263.84	36.16	<span style="color: red;">●</span> 12.1%
150-40-56450-41	EMS MEDICAL SUPPLIES	180,000.00	6,216.46	79,986.74	100,013.26	<span style="color: green;">●</span> 55.6%
150-40-56460-41	EMS MEDICATION RESTOCK SUPPLIES	25,000.00	700.00	5,839.44	19,160.56	<span style="color: green;">●</span> 76.6%
150-40-57000-41	IMMUNIZATION CLINIC SUPPLIES	6,000.00	-	4,088.41	1,911.59	<span style="color: red;">●</span> 31.9%
150-40-57245-42	PPE REPLACEMENT	1,000.00	-	-	1,000.00	<span style="color: green;">●</span> 100.0%
	<b>Subtotal</b>	<b>218,300.00</b>	<b>6,916.46</b>	<b>90,308.49</b>	<b>127,991.51</b>	<span style="color: green;">●</span> 58.6%
<b>Operating Services</b>						
150-40-60040-41	BIO-HAZARD WASTE	2,000.00	279.91	1,073.82	926.18	<span style="color: yellow;">●</span> 46.3%
150-40-60700-12	TOWEL & LINEN SERVICES	2,500.00	314.69	1,335.29	1,164.71	<span style="color: yellow;">●</span> 46.6%
	<b>Subtotal</b>	<b>4,500.00</b>	<b>594.60</b>	<b>2,409.11</b>	<b>2,090.89</b>	<span style="color: yellow;">●</span> 46.5%
<b>Professional Services</b>						
150-40-61120-12	BAY DOOR MAINTENANCE	2,600.00	2,247.12	2,346.46	253.54	<span style="color: red;">●</span> 9.8%
150-40-61530-41	EMS CARDIAC MONITOR MAINT & SUPP	7,900.00	-	7,922.76	(22.76)	<span style="color: red;">●</span> -0.3%
150-40-61650-12	INFECTION CONTROL MEDICAL EXAM SERVICE	1,000.00	-	-	1,000.00	<span style="color: green;">●</span> 100.0%
	<b>Subtotal</b>	<b>11,500.00</b>	<b>2,247.12</b>	<b>10,269.22</b>	<b>1,230.78</b>	<span style="color: red;">●</span> 10.7%
<b>Training Services</b>						
150-40-64020-41	EMS CONFERENCES / OUTSIDE TRAINING	500.00	-	-	500.00	<span style="color: green;">●</span> 100.0%
150-40-64400-42	HEALTH, SAFETY, & WELLNESS TRNG & SUPPLIES	667.00	-	-	667.00	<span style="color: green;">●</span> 100.0%
	<b>Subtotal</b>	<b>1,167.00</b>	<b>-</b>	<b>-</b>	<b>1,167.00</b>	<span style="color: green;">●</span> 100.0%
<b>Transport Services Operating Expense Total:</b>		<b>413,282.00</b>	<b>9,758.18</b>	<b>102,986.82</b>	<b>310,295.18</b>	<span style="color: green;">●</span> 75.1%
<b>TOTAL TRANSPORT OPERATIONS</b>		<b>1,712,562.00</b>	<b>118,802.48</b>	<b>782,875.51</b>	<b>929,686.49</b>	<span style="color: green;">●</span> 54.3%



# Superstition Fire & Medical District Income Statement - Detail

For Fiscal: 2019-2020 Period Ending: 12/31/19

		Original Total Budget	Current Month Actual	YTD Actual Activity	Forecasted Remaining Budget	% Budget Remaining
<b>DIVISION 50: COMMUNITY SERVICES / FIRE PREVENTION</b>						
	<b>Parts &amp; Supplies</b>					
150-50-56920-50	SAFETY & EDUCATION PROMOTIONAL MATERIALS	500.00	484.11	484.11	15.89	3.2% <span style="color: red;">●</span>
	<b>Professional Services</b>					
150-50-61370-50	COMMUNITY RELATIONS PRINTED MATERIALS	500.00	484.11	484.11	15.89	3.2% <span style="color: red;">●</span>
<b>TOTAL COMMUNITY SERVICES / FIRE PREVENTION</b>		<b>1,000.00</b>	<b>968.22</b>	<b>968.22</b>	<b>31.78</b>	<b>3.2%</b> <span style="color: red;">●</span>
<b>GRAND TOTAL TRANSPORT SERVICES FUND</b>		<b>\$ 3,170,075.10</b>	<b>\$ 224,715.99</b>	<b>\$ 1,427,952.68</b>	<b>\$ 1,742,122.42</b>	<b>55.0%</b> <span style="color: green;">●</span>
<b>Net Financial Sources (Uses):</b>		<b>\$ (119,141.10)</b>	<b>\$ 121,417.52</b>	<b>\$ 131,637.30</b>	<b>\$ (250,778.40)</b>	
<b>Beginning Unrestricted Fund Balance July 1, 2019</b>		<b>\$119,141.10</b>				



# Superstition Fire & Medical District Income Statement - Detail

For Fiscal: 2019-2020 Period Ending: 12/31/19

		Original Total Budget	Current Month Actual	YTD Actual Activity	Forecasted Remaining Budget	% Budget Remaining
<b>Fund: 200 - CAPITAL PROJECTS</b>						
<b>Revenue</b>						
<b>Direct Taxes</b>						
200-10-41000-10	REAL & SECURED PROPERTY TAXES	939,048.00	103,917.79	586,616.87	352,431.13	37.5%
200-10-41050-10	UNSECURED PERS PROPERTY TAXES	76,310.00	12,974.79	58,644.70	17,665.30	23.1%
200-10-41080-10	MARICOPA COUNTY PROPERTY TAXES	1,085.00	-	-	1,085.00	100.0%
200-10-41200-10	SRP CONTRIBUTIONS	28,233.00	-	14,055.40	14,177.60	50.2%
	<b>Subtotal</b>	<b>\$ 1,044,676.00</b>	<b>\$ 116,892.58</b>	<b>\$ 659,316.97</b>	<b>\$ 385,359.03</b>	<b>36.9%</b>
200-10-45700-10	INVESTMENT EARNINGS	10,000.00	1,092.35	6,703.83	3,296.17	33.0%
200-10-45900-10	OTHER INCOME	-	-	-	-	0.0%
200-80-48020-10	TRANSFER IN (150 FUND)	25,000.00	-	-	25,000.00	100.0%
200-80-48100-10	TRANSFER OUT (150 FUND)	-	-	-	-	0.0%
200-80-48100-10	TRANSFER OUT (400 FUND)	-	-	-	-	0.0%
200-90-49500-15	DISTRICT EQUIPMENT SALES	-	-	-	-	0.0%
	<b>Revenue Total:</b>	<b>\$ 1,079,676.00</b>	<b>\$ 117,984.93</b>	<b>\$ 666,020.80</b>	<b>\$ 413,655.20</b>	<b>38.3%</b>
<b>Expense</b>						
200-10-63000-10	ADMINISTRATIVE FEES	-	-	-	-	0.0%
200-10-63150-10	FINANCIAL RESERVE	335,957.74	0.06	0.67	335,957.07	100.0%
200-70-71002-25	BUILDINGS & SYSTEMS	65,839.00	-	-	65,839.00	100.0%
200-70-72240-20	VEHICLES / GENERAL PURPOSE	938,354.00	-	128,353.63	810,000.37	86.3%
200-70-72340-20	APPARATUS EQUIPMENT	81,582.00	-	12,508.34	69,073.66	84.7%
200-70-72510-30	COMM MICROWAVE UPGRADE	37,207.00	54.00	3,365.00	33,842.00	91.0%
200-70-52515-30	COMM SYSTEM SOFTWARE	10,000.00	-	20,805.97	(10,805.97)	-108.1%
200-70-72660-30	RADIO COMM EQUIP - PORTABLE	32,575.00	-	34,986.23	(2,411.23)	-7.4%
200-70-72670-40	RADIO COMM EQUIP - WIRELESS	-	-	-	-	0.0%
200-70-72740-40	FIRE PROT EQUIP - SPECIALIZED	40,000.00	-	-	40,000.00	100.0%
200-70-72765-47	SCBA EQUIPMENT	14,134.00	-	-	14,134.00	100.0%
200-70-72770-47	SCBA PACKS & BOTTLES	8,700.00	-	-	8,700.00	100.0%
200-70-72800-40	THERMAL IMAGING CAMERAS	-	-	-	-	0.0%
200-70-73420-41	EMS CAPITAL EQUIPMENT	115,300.00	845.53	30,560.99	84,739.01	73.5%
200-70-73515-15	COMPUTER EQUIPMENT	70,585.00	-	-	70,585.00	100.0%
200-70-73520-15	COMPUTER SOFTWARE	32,020.00	-	4,780.00	27,240.00	85.1%
200-70-73540-25	FACILITY EQUIPMENT	10,343.00	-	-	10,343.00	100.0%
200-70-73840-44	FITNESS EQUIPMENT	-	-	-	-	0.0%
	<b>Expense Total:</b>	<b>\$ 1,792,596.74</b>	<b>\$ 899.59</b>	<b>\$ 235,360.83</b>	<b>\$ 1,557,235.91</b>	<b>86.9%</b>
	<b>Net Financial Sources (Uses):</b>	<b>\$ (712,920.74)</b>	<b>\$ 117,085.34</b>	<b>\$ 430,659.97</b>	<b>\$ (758,221.68)</b>	
	<b>Beginning Restricted Fund Balance July 1, 2019</b>	<b>\$712,920.74</b>				



# Superstition Fire & Medical District Income Statement - Detail

For Fiscal: 2019-2020 Period Ending: 12/31/19

	Original Total Budget	Current Month Actual	YTD Actual Activity	Forecasted Remaining Budget	% Budget Remaining	
<b>Fund: 400 - SPECIAL REVENUE</b>						
<b>Revenue</b>						
400-10-45700-10	INVESTMENT EARNINGS	600.00	62.33	440.79	159.21	26.5%
400-10-46700-10	GRANT - FIRE PREVENTION	-	-	-	-	0.0%
400-10-46750-10	GRANT - FEMA (SHARE)	-	-	-	-	0.0%
400-10-46750-10	GRANT - OTHER	-	-	-	-	0.0%
400-10-47020-41	AED DONATIONS	23,500.00	6,000.00	15,000.00	8,500.00	36.2%
400-10-47100-41	EMS CARDIAC DONATIONS	1,000.00	-	-	1,000.00	100.0%
400-10-47110-41	EMS EQUIPMENT DONATIONS	-	-	-	-	0.0%
400-10-47120-50	FIRE PREVENTION / PUBLIC EDUCATION	1,000.00	-	-	1,000.00	100.0%
400-10-47130-10	GENERAL DONATIONS	5,000.00	500.00	540.55	4,459.45	89.2%
400-80-48020-02	TRANSFER IN (200 Fund)	-	-	-	-	0.0%
400-80-48020-10	TRANSFER IN (100 Fund)	-	-	-	-	0.0%
400-80-48100-10	TRANSFER OUT (100 Fund)	-	-	-	-	0.0%
<b>Revenue Total:</b>	<b>\$ 31,100.00</b>	<b>\$ 6,562.33</b>	<b>\$ 15,981.34</b>	<b>\$ 15,118.66</b>	<b>48.6%</b>	
<b>Expense</b>						
400-10-63000-10	ADMINISTRATIVE FEES	-	1.77	12.49	(12.49)	0.0%
400-10-63610-10	UNDESIGNATED INVESTMENT EARNINGS RES	327.86	-	-	327.86	100.0%
400-50-77250-50	AED DONATIONS - EXPENDITURES	25,000.00	6,080.45	16,155.26	8,844.74	35.4%
400-50-77260-50	EMS EQUIPMENT DONATIONS	-	-	-	-	0.0%
400-50-77270-50	FIRE PREVENTION / PUBLIC EDUCATION	250.00	-	-	250.00	100.0%
400-50-77280-50	GENERAL DONATIONS	25,000.00	-	439.88	24,560.12	98.2%
400-70-77510-41	EMS CARDIAC DONATIONS	28,960.00	-	-	28,960.00	100.0%
400-70-78700-10	GRANT - FIRE PREVENTION	-	-	-	-	0.0%
400-70-78800-10	GRANT - OTHER	-	-	-	-	0.0%
400-70-79440-10	FEMA GRANT (FEDERAL SHARE)	-	-	-	-	0.0%
<b>Expense Total:</b>	<b>\$ 79,537.86</b>	<b>\$ 6,082.22</b>	<b>\$ 16,607.63</b>	<b>\$ 62,930.23</b>	<b>79.1%</b>	
<b>Net Financial Sources (Uses):</b>	<b>\$ (48,437.86)</b>	<b>\$ 480.11</b>	<b>\$ (626.29)</b>	<b>\$ (47,811.57)</b>		
<b>Beginning Restricted Fund Balance July 1, 2019</b>	<b>\$48,437.86</b>					





# Superstition Fire & Medical District Income Statement - Detail

For Fiscal: 2019-2020 Period Ending: 12/31/19

		Original Total Budget	Current Month Actual	YTD Actual Activity	Forecasted Remaining Budget	% Budget Remaining
<b>Fund: 500 - DEBT RETIREMENT PRINCIPAL</b>						
<b>Revenue</b>						
500-10-41000-10	REAL & SECURED PROPERTY TAXES	469,524.00	54,178.64	305,781.41	163,742.59	34.9%
500-10-41050-10	UNSECURED PERS PROPERTY TAXES	38,155.00	6,810.36	30,818.99	7,336.01	19.2%
500-10-41200-10	SRP CONTRIBUTIONS	14,116.00	-	7,305.95	6,810.05	48.2%
500-10-45700-10	INVESTMENT EARNINGS	10,000.00	517.75	4,395.28	5,604.72	56.0%
	<b>Revenue Total:</b>	<b>\$ 531,795.00</b>	<b>\$ 61,506.75</b>	<b>\$ 348,301.63</b>	<b>\$ 183,493.37</b>	<b>34.5%</b>
<b>Expense</b>						
500-10-63150-10	FINANCIAL RESERVE	215,692.27	0.03	0.38	215,691.89	100.0%
500-60-70500-10	DEBT SERVICE EXPENDITURE - PRINCIPAL	556,000.00	-	-	556,000.00	100.0%
	<b>Expense Total:</b>	<b>771,692.27</b>	<b>0.03</b>	<b>0.38</b>	<b>\$ 771,691.89</b>	<b>100.0%</b>
	<b>Net Financial Sources (Uses):</b>	<b>(239,897.27)</b>	<b>\$ 61,506.72</b>	<b>\$ 348,301.25</b>	<b>\$ (588,198.52)</b>	
	<b>Beginning Restricted Fund Balance July 1, 2019</b>	<b>\$239,897.27</b>				

		Original Total Budget	Current Month Actual	YTD Actual Activity	Forecasted Remaining Budget	% Budget Remaining
<b>Fund: 600 - DEBT RETIREMENT INTEREST</b>						
<b>Revenue</b>						
600-10-41000-10	REAL & SECURED PROPERTY TAXES	169,029.00	16,543.24	93,422.14	75,606.86	44.7%
600-10-41050-10	UNSECURED PERS PROPERTY TAXES	13,736.00	2,093.62	9,491.34	4,244.66	30.9%
600-10-41200-10	SRP CONTRIBUTIONS	5,082.00	-	2,251.74	2,830.26	55.7%
600-10-45700-10	INVESTMENT EARNINGS	1,500.00	111.63	747.05	752.95	50.2%
	<b>Revenue Total:</b>	<b>\$ 189,347.00</b>	<b>\$ 18,748.49</b>	<b>\$ 105,912.27</b>	<b>\$ 83,434.73</b>	<b>44.1%</b>
<b>Expense</b>						
600-10-63150-10	FINANCIAL RESERVE	92,022.23	0.01	0.08	92,022.15	100.0%
600-60-70550-10	DEBT SERVICE EXPENDITURE - INTEREST	139,122.80	69,430.51	69,430.51	69,692.29	50.1%
	<b>Expense Total:</b>	<b>\$ 231,145.03</b>	<b>\$ 69,430.52</b>	<b>\$ 69,430.59</b>	<b>\$ 161,714.44</b>	<b>70.0%</b>
	<b>Net Financial Sources (Uses):</b>	<b>\$ (41,798.03)</b>	<b>\$ (50,682.03)</b>	<b>\$ 36,481.68</b>	<b>\$ (78,279.71)</b>	
	<b>Beginning Restricted Fund Balance July 1, 2019</b>	<b>\$41,798.03</b>				

# Superstition Fire & Medical District Monthly Pinal County Treasurer's Bank Account Reconciliation

## 100 General Fund

### Reconciliation References:

BB	Previous month's bank ending balance / current month's bank beginning balance
A	Interest Income
B	Current month's Pinal County real property tax receipts
C	Current month's Pinal County personal property tax receipts
D	Current month's FDAT receipts
E	Current month's Maricopa County tax receipts
F	Current month's deposits
G	Current month's revenue transfer
H	Current month's Accounts Payable disbursements
I	Current month's Payroll disbursements
J	Payroll wire service fees
K	Current month's refunded interest
L	Current month's bank ending balance
M	Accounts Payable checks outstanding at month-end
N	Payroll checks outstanding at month-end
O	Current month's deposit's in transit
P	Payroll clearing account balance at month-end
Q	Electronic / ACH clearing bank account balance at month-end
R	Cash Balance per G/L Balance Sheet
S	Chase MasterCard credit card payment – warrant #1102029482 (paid 12/18/19)



**Superstition Fire & Medical District  
General (Fund 100) Cash Reconciliation  
Fiscal Year 2019 - 2020  
12/31/2019**

Book Balance as of: 12/1/2019 (2,477,677.62) **(BB)**

Activity During the Month

Journal Entries:

Interest Income (Expense): 3,109.32 **(A)**

Cash Receipts

2015 Real Estate Taxes			-
2016 Real Estate Taxes	2.08		2.08 <b>(B)</b>
2017 Real Estate Taxes			0.00
2018 Real Estate Taxes	19,025.35	(122.40)	18,902.95
2019 Real Estate Taxes	1,332,703.35	(677.83)	1,332,025.52 <b>(C)</b>
2008 Pers. Prop. Taxes			0.00
2009 Pers. Prop. Taxes			0.00
2010 Pers. Prop. Taxes	71.40		71.40
2011 Pers. Prop. Taxes			0.00
2012 Pers. Prop. Taxes			0.00
2013 Pers. Prop. Taxes	61.65		61.65
2014 Pers. Prop. Taxes	160.47		160.47
2015 Pers. Prop. Taxes	116.99		116.99
2016 Pers. Prop. Taxes	449.00		449.00
2017 Pers. Prop. Taxes	746.69		746.69
2018 Pers. Prop. Taxes	3,728.62		3,728.62
2019 Pers. Prop. Taxes	164,182.93		164,182.93
SRP Contributions			-
FDAT	33,123.98		33,123.98 <b>(D)</b>
Maricopa County Taxes	2,077.91		2,077.91 <b>(E)</b>
Deposits	104,749.31		104,749.31 <b>(F)</b>
Revenue Transfer	1,321.85		1,321.85 <b>(G)</b>

Cash Disbursements

A) Accounts Payable Activity		(585,048.44)	(585,048.44) <b>(H)</b>
B) Payroll Activity		(899,565.75)	(899,565.75) <b>(I)</b>
C) Payroll Wire Fees		(50.00)	(50.00) <b>(J)</b>
D) Stop Payment Fee			-
D) Transfer In / Out			-
D) Transfer In / Out			-
D) Transfer In / Out			-
E) Refund Interest		(0.78)	(0.78) <b>(K)</b>
	<u>\$1,665,630.90</u>	<u>(1,484,664.97)</u>	<u>(2,297,511.92)</u>

Pinal County Bank Balance

Ending Bank Balance as of: 12/31/2019 Balance from YTD Column 4,450,562.48 **(L)**

Less: Line of Credit Advances  
Less: Line of Credit Interest  
Plus: Line of Credit Payments

Less: Outstanding Warrants

Less: Deposits in bank / not in book  
Plus:

A/P	(59,755.34)	
Payroll	(483,998.53)	(543,753.87) <b>(O)</b>
	(120.00)	(120.00)
		0.00
		<u>3,906,688.61</u>

Cash Balance in Payroll Clearing Account	100.00 <b>(P)</b>
Cash Balance in Electronic / ACH Clearing Account	120.00 <b>(Q)</b>
Petty Cash	100.00
	<u>3,907,008.61</u>

Prepared by: *Janice Duke 1/6/2020*  
Reviewed by: *Roger Wood 1/7/2020*

Balance per B/S 3,907,008.61 **(R)**  
Difference 0.00



Pinal County Treasurer

Monthly Statement

Date Range: 12/1/2019 to 12/31/2019

Account	Period	YTD		
<b>6116421001</b>	<b>Superstition Fire &amp; Medical District</b>			
Begin Balance:	4,058,672.56	2,323,341.02		
Income:	1,664,830.68	9,958,088.76		
LOC Advance:	.00	368,346.75		
Expense:	(1,272,940.76)	(7,830,867.30)	LOC:	.00
LOC Payments:	.00	(368,346.75)	Warrants Outstanding:	(543,753.87)
Cash Balance:	(L) 4,450,562.48	4,450,562.48	End:	3,906,808.61

Monthly Statement Summary

Source Code	Description	MTDAmount	YTDAmount
<b>6116421001</b>	<b>Superstition Fire &amp; Medical District</b>	<b>Beginning Balance:</b>	<b>4,058,672.56</b>
			<b>2,323,341.02</b>
11100.2015	2015 Real Estate Taxes	.00	2.54
11100.2016	2016 Real Estate Taxes	2.08	4.51
11100.2017	2017 Real Estate Taxes	.00	2.43
11100.2018	2018 Real Estate Taxes	18,902.95	100,183.61
11100.2019	2019 Real Estate Taxes	1,332,025.52	7,525,866.59
12100.2008	2008 Personal Property Taxes	.00	1.06
12100.2009	2009 Personal Property Taxes	.00	14.95
12100.2010	2010 Personal Property Taxes	71.40	129.71
12100.2011	2011 Personal Property Taxes	.00	75.61
12100.2012	2012 Personal Property Taxes	.00	240.29
12100.2013	2013 Personal Property Taxes	61.65	406.97
12100.2014	2014 Personal Property Taxes	160.47	835.46
12100.2015	2015 Personal Property Taxes	116.99	902.03
12100.2016	2016 Personal Property Taxes	449.00	1,966.09
12100.2017	2017 Personal Property Taxes	746.69	4,027.85
12100.2018	2018 Personal Property Taxes	3,728.62	17,593.89
12100.2019	2019 Personal Property Taxes	164,182.93	740,704.23
14100.0	Salt River Contribution	.00	182,722.91
15130.0	Contributions Fire Assistance	33,123.98	400,000.00
15150.0	Maricopa County Tax Collection	2,077.92	11,279.16
21100.40	Wells Fargo Bank Investment Interest	9.62	61.47
21100.41	Wells Fargo Repo Investment Interest	1,083.95	3,338.87
21100.43	Wells Fargo Trust Investment Interest	29.52	154.31
21100.46	Wells Fargo Investment Investment Interest	663.38	3,001.99
21100.55	Multi-Bank Securities Investment Interest	10.75	1,598.04
21100.70	Vining Sparks Investment Interest	1,151.53	8,679.95
21100.80	Stifel Nicolaus & Company Investment Interest	160.57	2,341.22
73160.0	Deposits	104,749.31	568,766.60
73750.0	Revenue Transfer	1,321.85	14,839.67
76100.0	Line of Credit Advance	.00	368,346.75
90400.0	Refund Interest	(.78)	(8.63)
90930.0	Warrants Redeemed	(585,048.44)	(2,987,658.73)
91010.0	Line of Credit Payments	.00	(368,346.75)
91020.0	Line of Credit Interest Payment	.00	(882.19)
91220.0	Disbursed by County Treasurer	(687,841.54)	(4,473,646.00)
91280.0	Outgoing Wire Fee	(40.00)	(260.00)
91290.0	Outgoing Wire Surcharge	(10.00)	(65.00)
	<b>Ending Balance:</b>	<b>4,450,562.48</b>	<b>4,450,562.48</b>

(B) \$1,350,930.55

(C) \$169,517.75

(D) (E)

(A) \$3,109.32

(F) (G)

(H) (K)

(J) \$50.00



Monthly Statement

Date Range: 12/1/2019 to 12/31/2019

Monthly Statement Detail

Date	Notes	Doc #	Amount	C/D
<b>6116421001 Superstition Fire &amp; Medical District</b>			<b>Beginning Balance: 4,058,672.56</b>	
11100.2016 2016 Real Estate Taxes			Source Code Total: 2.08	
12/19	Tax Distribution	0	2.08	C
11100.2018 2018 Real Estate Taxes			Source Code Total: 18,902.95	
12/02	Tax Distribution	0	41.68	C
12/02	Tax Distribution	0	61.16	C
12/03	Tax Distribution	0	252.89	C
12/03	Tax Distribution	0	4.25	C
12/03	Tax Distribution	0	41.51	C
12/04	Tax Distribution	0	711.03	C
12/04	Tax Distribution	0	614.97	C
12/04	Tax Distribution	0	222.66	C
12/05	Tax Distribution	0	771.29	C
12/06	Tax Distribution	0	600.14	C
12/06	Tax Distribution	0	136.08	C
12/06	Tax Distribution	0	210.38	C
12/09	Tax Distribution	0	594.50	C
12/09	Tax Distribution	0	67.62	C
12/10	Tax Distribution	0	466.38	C
12/10	Tax Distribution	0	17.18	C
12/10	Tax Distribution	0	1.27	C
12/11	Tax Distribution	0	122.40	C
12/11	Tax Distribution	0	3.19	C
12/11	Tax Distribution	0	187.50	C
12/11	Tax Distribution	0	41.49	C
12/12	Tax Distribution	0	530.45	C
12/13	Tax Distribution	0	260.98	C
12/13	Tax Distribution	0	51.00	C
12/16	Tax Distribution	0	1,878.01	C
12/17	Tax Distribution	0	1,452.98	C
12/17	Tax Distribution	0	569.99	C
12/18	Tax Distribution	0	(122.40)	C
12/18	Tax Distribution	0	1,685.01	C
12/18	Tax Distribution	0	99.51	C
12/18	Tax Distribution	0	268.34	C
12/20	Tax Distribution	0	150.54	C
12/20	Tax Distribution	0	206.16	C
12/23	Tax Distribution	0	509.34	C
12/23	Tax Distribution	0	19.83	C
12/23	Tax Distribution	0	87.95	C
12/24	Tax Distribution	0	161.88	C
12/24	Tax Distribution	0	371.27	C
12/26	Tax Distribution	0	1.19	C
12/27	Tax Distribution	0	40.01	C
12/30	Tax Distribution	0	196.98	C
12/30	Tax Distribution	0	19.03	C
12/30	Tax Distribution	0	739.80	C
12/31	Tax Distribution	0	551.48	C
12/31	Tax Distribution	0	451.66	C
12/31	Tax Distribution	0	3,552.39	C
11100.2019 2019 Real Estate Taxes			Source Code Total: 1,332,025.52	
12/02	Tax Distribution	0	7,832.07	C
12/02	Tax Distribution	0	19,451.69	C
12/02	Tax Distribution	0	15,716.66	C

+12240

19,025<sup>35</sup>

67783

17128  
20361  
30274

1,332,703<sup>35</sup>



Pinal County Treasurer

Monthly Statement

Date Range: 12/1/2019 to 12/31/2019

12/02	Tax Distribution	0	1,135.17	C
12/03	Tax Distribution	0	1,992.95	C
12/03	Tax Distribution	0	20,475.59	C
12/03	Tax Distribution	0	12,418.39	C
12/03	Tax Distribution	0	28,316.49	C
12/03	Tax Distribution	0	20,685.20	C
12/04	Tax Distribution	0	25,321.05	C
12/04	Tax Distribution	0	11,861.67	C
12/04	Tax Distribution	0	7,105.96	C
12/04	Tax Distribution	0	2,219.24	C
12/05	Tax Distribution	0	3,357.47	C
12/05	Tax Distribution	0	8,433.88	C
12/05	Tax Distribution	0	15,368.48	C
12/05	Tax Distribution	0	5,377.15	C
12/06	Tax Distribution	0	(171.28)	C
12/06	Tax Distribution	0	8,147.57	C
12/06	Tax Distribution	0	3,800.02	C
12/06	Tax Distribution	0	31,429.88	C
12/09	Tax Distribution	0	8,310.32	C
12/09	Tax Distribution	0	13,390.68	C
12/09	Tax Distribution	0	17,309.42	C
12/09	Tax Distribution	0	1,062.79	C
12/10	Tax Distribution	0	9,361.55	C
12/10	Tax Distribution	0	20,513.91	C
12/10	Tax Distribution	0	29,204.15	C
12/10	Tax Distribution	0	8,972.24	C
12/10	Tax Distribution	0	1,405.86	C
12/11	Tax Distribution	0	614.86	C
12/11	Tax Distribution	0	28,911.91	C
12/11	Tax Distribution	0	11,209.76	C
12/11	Tax Distribution	0	19,972.48	C
12/12	Tax Distribution	0	14,532.75	C
12/12	Tax Distribution	0	14,738.13	C
12/12	Tax Distribution	0	9,066.36	C
12/13	Tax Distribution	0	21,451.21	C
12/13	Tax Distribution	0	417.42	C
12/13	Tax Distribution	0	6,607.13	C
12/13	Tax Distribution	0	708.18	C
12/16	Tax Distribution	0	3,795.88	C
12/16	Tax Distribution	0	29,218.85	C
12/16	Tax Distribution	0	67,769.86	C
12/16	Tax Distribution	0	25,548.77	C
12/17	Tax Distribution	0	5,216.31	C
12/17	Tax Distribution	0	9,838.37	C
12/17	Tax Distribution	0	1,433.63	C
12/17	Tax Distribution	0	588.20	C
12/18	Tax Distribution	0	49,689.87	C
12/18	Tax Distribution	0	16,538.53	C
12/18	Tax Distribution	0	22,555.25	C
12/18	Tax Distribution	0	15,925.71	C
12/19	Tax Distribution	0	(203.61)	C
12/19	Tax Distribution	0	38,915.57	C
12/19	Tax Distribution	0	4,147.48	C
12/19	Tax Distribution	0	11,509.90	C
12/20	Tax Distribution	0	3,370.98	C
12/20	Tax Distribution	0	28,880.51	C
12/20	Tax Distribution	0	14,827.90	C



Pinal County Treasurer

Monthly Statement

Date Range: 12/1/2019 to 12/31/2019

12/20	Tax Distribution	0	179.02	C
12/23	Tax Distribution	0	15,428.93	C
12/23	Tax Distribution	0	14,965.88	C
12/23	Tax Distribution	0	23,809.36	C
12/23	Tax Distribution	0	8,780.87	C
12/24	Tax Distribution	0	6,762.50	C
12/24	Tax Distribution	0	55,211.79	C
12/24	Tax Distribution	0	75,989.11	C
12/24	Tax Distribution	0	18,305.74	C
12/26	Tax Distribution	0	5,037.73	C
12/26	Tax Distribution	0	24,814.32	C
12/26	Tax Distribution	0	30,609.95	C
12/26	Tax Distribution	0	13,339.28	C
12/27	Tax Distribution	0	(302.94)	C
12/27	Tax Distribution	0	108.88	C
12/27	Tax Distribution	0	14,169.58	C
12/27	Tax Distribution	0	17,110.41	C
12/30	Tax Distribution	0	20,146.53	C
12/30	Tax Distribution	0	1,953.20	C
12/30	Tax Distribution	0	9,772.06	C
12/30	Tax Distribution	0	29,053.43	C
12/30	Tax Distribution	0	13,816.79	C
12/30	Tax Distribution	0	151.88	C
12/31	Tax Distribution	0	53.09	C
12/31	Tax Distribution	0	35,466.85	C
12/31	Tax Distribution	0	10,205.72	C
12/31	Tax Distribution	0	41,978.06	C
12/31	Tax Distribution	0	7,503.13	C
12100.2010 2010 Personal Property Taxes			Source Code Total: 71.40	
12/02	Tax Distribution	0	71.40	C
12100.2013 2013 Personal Property Taxes			Source Code Total: 61.65	
12/02	Tax Distribution	0	8.91	C
12/12	Tax Distribution	0	27.11	C
12/16	Tax Distribution	0	8.02	C
12/31	Tax Distribution	0	17.61	C
12100.2014 2014 Personal Property Taxes			Source Code Total: 160.47	
12/02	Tax Distribution	0	27.38	C
12/03	Tax Distribution	0	2.83	C
12/06	Tax Distribution	0	10.65	C
12/12	Tax Distribution	0	28.15	C
12/16	Tax Distribution	0	8.65	C
12/23	Tax Distribution	0	22.44	C
12/30	Tax Distribution	0	25.18	C
12/31	Tax Distribution	0	35.19	C
12100.2015 2015 Personal Property Taxes			Source Code Total: 116.99	
12/02	Tax Distribution	0	15.49	C
12/12	Tax Distribution	0	27.65	C
12/13	Tax Distribution	0	9.34	C
12/17	Tax Distribution	0	2.94	C
12/24	Tax Distribution	0	6.45	C
12/26	Tax Distribution	0	14.90	C
12/30	Tax Distribution	0	25.19	C
12/31	Tax Distribution	0	15.03	C
12100.2016 2016 Personal Property Taxes			Source Code Total: 449.00	
12/02	Tax Distribution	0	41.49	C
12/04	Tax Distribution	0	5.48	C
12/04	Tax Distribution	0	65.66	C



Pinal County Treasurer

Monthly Statement

Date Range: 12/1/2019 to 12/31/2019

12/05	Tax Distribution	0	73.35	C
12/11	Tax Distribution	0	75.72	C
12/12	Tax Distribution	0	27.61	C
12/16	Tax Distribution	0	52.39	C
12/17	Tax Distribution	0	13.34	C
12/20	Tax Distribution	0	10.94	C
12/23	Tax Distribution	0	9.44	C
12/24	Tax Distribution	0	7.70	C
12/26	Tax Distribution	0	40.24	C
12/30	Tax Distribution	0	25.64	C
12100.2017 2017 Personal Property Taxes			Source Code Total: 746.69	
12/02	Tax Distribution	0	23.17	C
12/02	Tax Distribution	0	41.51	C
12/04	Tax Distribution	0	65.66	C
12/04	Tax Distribution	0	9.42	C
12/04	Tax Distribution	0	61.91	C
12/05	Tax Distribution	0	78.05	C
12/05	Tax Distribution	0	50.81	C
12/06	Tax Distribution	0	15.11	C
12/09	Tax Distribution	0	48.63	C
12/10	Tax Distribution	0	76.16	C
12/10	Tax Distribution	0	35.51	C
12/11	Tax Distribution	0	19.04	C
12/12	Tax Distribution	0	27.61	C
12/13	Tax Distribution	0	11.50	C
12/16	Tax Distribution	0	21.62	C
12/17	Tax Distribution	0	21.46	C
12/20	Tax Distribution	0	10.94	C
12/23	Tax Distribution	0	9.43	C
12/24	Tax Distribution	0	13.66	C
12/26	Tax Distribution	0	40.24	C
12/30	Tax Distribution	0	56.09	C
12/31	Tax Distribution	0	9.16	C
12100.2018 2018 Personal Property Taxes			Source Code Total: 3,728.62	
12/02	Tax Distribution	0	54.78	C
12/02	Tax Distribution	0	10.16	C
12/03	Tax Distribution	0	15.13	C
12/04	Tax Distribution	0	64.50	C
12/04	Tax Distribution	0	93.62	C
12/04	Tax Distribution	0	67.29	C
12/05	Tax Distribution	0	169.83	C
12/06	Tax Distribution	0	227.97	C
12/09	Tax Distribution	0	96.07	C
12/09	Tax Distribution	0	123.29	C
12/09	Tax Distribution	0	20.42	C
12/10	Tax Distribution	0	43.76	C
12/10	Tax Distribution	0	52.61	C
12/10	Tax Distribution	0	35.24	C
12/11	Tax Distribution	0	75.79	C
12/12	Tax Distribution	0	14.50	C
12/12	Tax Distribution	0	27.61	C
12/13	Tax Distribution	0	1,572.90	C
12/16	Tax Distribution	0	68.70	C
12/16	Tax Distribution	0	50.91	C
12/17	Tax Distribution	0	86.21	C
12/17	Tax Distribution	0	7.09	C
12/18	Tax Distribution	0	79.79	C





Pinal County Treasurer

Monthly Statement

Date Range: 12/1/2019 to 12/31/2019

12/18	Tax Distribution	0	13.00	C
12/18	Tax Distribution	0	85.11	C
12/19	Tax Distribution	0	20.15	C
12/20	Tax Distribution	0	10.94	C
12/20	Tax Distribution	0	.04	C
12/23	Tax Distribution	0	9.43	C
12/23	Tax Distribution	0	28.67	C
12/24	Tax Distribution	0	305.53	C
12/24	Tax Distribution	0	5.08	C
12/26	Tax Distribution	0	33.08	C
12/26	Tax Distribution	0	41.77	C
12/27	Tax Distribution	0	20.09	C
12/30	Tax Distribution	0	56.10	C
12/31	Tax Distribution	0	15.25	C
12/31	Tax Distribution	0	26.21	C
12100.2019 2019 Personal Property Taxes			Source Code Total: 164,182.93	
12/02	Tax Distribution	0	643.14	C
12/02	Tax Distribution	0	2,732.60	C
12/02	Tax Distribution	0	1,841.02	C
12/02	Tax Distribution	0	209.62	C
12/03	Tax Distribution	0	2,493.16	C
12/03	Tax Distribution	0	2,519.17	C
12/03	Tax Distribution	0	2,700.12	C
12/03	Tax Distribution	0	1,506.52	C
12/03	Tax Distribution	0	255.80	C
12/04	Tax Distribution	0	78.56	C
12/04	Tax Distribution	0	3,553.84	C
12/04	Tax Distribution	0	2,274.45	C
12/04	Tax Distribution	0	744.58	C
12/04	Tax Distribution	0	136.29	C
12/05	Tax Distribution	0	1,615.43	C
12/05	Tax Distribution	0	1,039.47	C
12/05	Tax Distribution	0	1,003.20	C
12/05	Tax Distribution	0	1,658.01	C
12/06	Tax Distribution	0	682.01	C
12/06	Tax Distribution	0	376.80	C
12/06	Tax Distribution	0	3,046.28	C
12/09	Tax Distribution	0	263.09	C
12/09	Tax Distribution	0	1,949.13	C
12/09	Tax Distribution	0	4,517.07	C
12/09	Tax Distribution	0	43.06	C
12/10	Tax Distribution	0	19,351.13	C
12/10	Tax Distribution	0	1,276.29	C
12/10	Tax Distribution	0	3,164.54	C
12/10	Tax Distribution	0	781.60	C
12/10	Tax Distribution	0	377.94	C
12/11	Tax Distribution	0	35.02	C
12/11	Tax Distribution	0	2,828.02	C
12/11	Tax Distribution	0	3,679.38	C
12/11	Tax Distribution	0	1,761.44	C
12/12	Tax Distribution	0	2,383.49	C
12/12	Tax Distribution	0	1,662.92	C
12/12	Tax Distribution	0	1,222.68	C
12/13	Tax Distribution	0	4,279.69	C
12/13	Tax Distribution	0	1,153.48	C
12/13	Tax Distribution	0	87.34	C
12/16	Tax Distribution	0	2,253.81	C



Pinal County Treasurer

Monthly Statement

Date Range: 12/1/2019 to 12/31/2019

12/16	Tax Distribution	0	3,345.63	C
12/16	Tax Distribution	0	9,894.63	C
12/16	Tax Distribution	0	704.61	C
12/17	Tax Distribution	0	747.34	C
12/17	Tax Distribution	0	1,141.59	C
12/17	Tax Distribution	0	854.47	C
12/17	Tax Distribution	0	1,162.56	C
12/18	Tax Distribution	0	1,393.33	C
12/18	Tax Distribution	0	2,230.25	C
12/18	Tax Distribution	0	4,946.21	C
12/18	Tax Distribution	0	795.93	C
12/19	Tax Distribution	0	2,767.57	C
12/19	Tax Distribution	0	225.43	C
12/19	Tax Distribution	0	785.89	C
12/20	Tax Distribution	0	498.07	C
12/20	Tax Distribution	0	3,242.04	C
12/20	Tax Distribution	0	1,159.33	C
12/23	Tax Distribution	0	2,525.33	C
12/23	Tax Distribution	0	2,564.52	C
12/23	Tax Distribution	0	203.41	C
12/24	Tax Distribution	0	524.38	C
12/24	Tax Distribution	0	8,281.66	C
12/24	Tax Distribution	0	1,557.94	C
12/26	Tax Distribution	0	1,060.43	C
12/26	Tax Distribution	0	1,230.81	C
12/26	Tax Distribution	0	4,178.12	C
12/26	Tax Distribution	0	1,848.90	C
12/27	Tax Distribution	0	141.03	C
12/27	Tax Distribution	0	2,640.77	C
12/27	Tax Distribution	0	1,947.36	C
12/30	Tax Distribution	0	1,369.24	C
12/30	Tax Distribution	0	89.39	C
12/30	Tax Distribution	0	2,109.28	C
12/30	Tax Distribution	0	2,865.68	C
12/30	Tax Distribution	0	1,309.92	C
12/31	Tax Distribution	0	20.65	C
12/31	Tax Distribution	0	4,028.82	C
12/31	Tax Distribution	0	1,061.99	C
12/31	Tax Distribution	0	2,345.08	C
12/31	Tax Distribution	0	202.15	C
15130.0	Contributions Fire Assistance			Source Code Total: 33,123.98
12/02	Fire District Assistance Tax 0.258100	0	1,148.78	C
12/03	Fire District Assistance Tax 0.258100	0	1,613.68	C
12/04	Fire District Assistance Tax 0.258100	0	1,137.86	C
12/05	Fire District Assistance Tax 0.258100	0	932.68	C
12/06	Fire District Assistance Tax 0.258100	0	972.88	C
12/09	Fire District Assistance Tax 0.258100	0	1,255.31	C
12/10	Fire District Assistance Tax 0.258100	0	2,549.73	C
12/11	Fire District Assistance Tax 0.258100	0	1,040.25	C
12/12	Fire District Assistance Tax 0.258100	0	1,291.05	C
12/13	Fire District Assistance Tax 0.258100	0	1,071.01	C
12/16	Fire District Assistance Tax 0.258100	0	2,725.86	C
12/17	Fire District Assistance Tax 0.258100	0	1,132.47	C
12/18	Fire District Assistance Tax 0.258100	0	1,801.10	C
12/19	Fire District Assistance Tax 0.258100	0	1,705.68	C
12/20	Fire District Assistance Tax 0.258100	0	1,251.46	C
12/23	Fire District Assistance Tax 0.258100	0	1,233.39	C



Pinal County Treasurer

Monthly Statement

Date Range: 12/1/2019 to 12/31/2019

12/24	Fire District Assistance Tax 0.258100	0	4,689.87	C
12/26	Fire District Assistance Tax 0.258100	0	2,384.75	C
12/27	Fire District Assistance Tax 0.258100	0	1,219.15	C
12/30	Fire District Assistance Tax 0.258100	0	1,622.12	C
12/31	Fire District Assistance Tax 0.258100	0	344.90	C
15150.0 Maricopa County Tax Collection			Source Code Total: 2,077.92	
12/13	Superstition Fire Proceeds from Maricopa Co Wired	0	2,077.92	C
21100.40 Wells Fargo Bank Investment Interest			Source Code Total: 9.62	
12/02	Investment Interest	0	9.62	C
21100.41 Wells Fargo Repo Investment Interest			Source Code Total: 1,083.95	
12/02	Investment Interest	0	1,083.95	C
21100.43 Wells Fargo Trust Investment Interest			Source Code Total: 29.52	
12/03	Investment Interest	0	29.52	C
21100.46 Wells Fargo Investment Investment Interest			Source Code Total: 663.38	
12/02	Investment Interest	0	363.21	C
12/10	Investment Interest	0	12.03	C
12/16	Investment Interest	0	134.66	C
12/30	Investment Interest	0	153.48	C
21100.55 Multi-Bank Securities Investment Interest			Source Code Total: 10.75	
12/02	Investment Interest	0	10.75	C
21100.70 Vining Sparks Investment Interest			Source Code Total: 1,151.53	
12/23	Investment Interest	0	638.74	C
12/23	Investment Interest	0	148.46	C
12/27	Investment Interest	0	187.73	C
12/30	Investment Interest	0	176.60	C
21100.80 Stifel Nicolaus & Company Investment Interest			Source Code Total: 160.57	
12/02	Investment Interest	0	160.57	C
73160.0 Deposits			Source Code Total: 104,749.31	
12/04	100.10.42700.50 byYourSideAssistedLiving/5625/2578	0	100.00	C
12/04	100.10.42700.50 Cave'sCanopies&Steel/5623/10075	0	100.00	C
12/04	100.10.42700.50 Leslie'sPools/5603, 5602/182408	0	200.00	C
12/04	100.10.42700.50 GC CommChurch/5613/11263	0	100.00	C
12/04	100.10.42700.50 GC Methodist Church/5601/27173	0	100.00	C
12/04	100.10.53965.10 PSPRS/inv 5589/ck 210434	0	663.51	C
12/04	100.10.43200.20 Superior FD/5562,5595/40619	0	1,711.30	C
12/04	100.10.53965.10 P Bourgeois/inv 5587/ck 125	0	1,271.58	C
12/04	100.10.53965.10 J Kevin/inv 5631/ck 629007851	0	276.10	C
12/05	WIRED MONEY TO GENERAL FUND	0	300.00	C
12/11	100.10.43200.20 FLOFD/inv 5463,5574,3,1,0/115211	0	5,749.53	C
12/11	100.10.45900.10 K Kurian/inv 5628/CASH A	0	10.00	C
12/11	100.10.42600.15 Lerner & Rowe/inv 5629/ck 125258	0	20.00	C
12/11	100.10.42700.50 O'Reilly Auto/inv 5529/ck 922925	0	100.00	C
12/11	100.10.42700.50 Montessa /inv 5599/ck 339292	0	100.00	C
12/11	100.20.62140.20 McNeil & Co /inv 5630 /ck 113238	0	50.00	C
12/11	WIRED MONEY TO GENERAL FUND	0	88,337.40	C
12/12	WIRED MONEY TO GENERAL FUND	0	1,000.00	C
12/18	100.10.42600.15 LexisNexis/inv 5640/ck 871069712	0	20.00	C
12/18	100.10.42600.15 Metro Reporting/inv 5641/112385758	0	20.00	C
12/18	100.10.42600.15 M Cordova PC/inv 5642/ck 15332	0	20.00	C
12/18	100.10.42700.50 NAPA/inv 5533/ck 4950670	0	100.00	C
12/18	100.10.42700.50 Sierra Del Saguaro/inv 5598/17031	0	100.00	C
12/18	100.10.42700.50 Meridian Manor/inv 5624/ck 657	0	100.00	C
12/18	100.10.63100.10 AZDOR/inv 5648/ck 1280983	0	98.14	C
12/18	100.10.42200.41 ANTSIT/inv 5645/ck 20190	0	716.01	C
12/19	WIRED MONEY TO GENERAL FUND	0	200.00	C
12/30	100.20.62140.20 McNeil&Co/inv 5647/ck 113507	0	50.00	C
12/30	#REF!	0	545.84	C



Pinal County Treasurer

Monthly Statement

Date Range: 12/1/2019 to 12/31/2019

12/30	100.10.43200.20 D Montgomery/inv 5632/ck 7699	0	2,149.90	C
12/30	100.10.42700.50 FirstBaptistChurch/inv 5649/20091	0	100.00	C
12/30	100.10.42700.50 El Dorado MHP/inv 5659/ck 1977	0	100.00	C
12/30	100.20.62140.20 McNeil&Co/inv 5592/ck 112959	0	50.00	C
12/30	100.10.45900.10 AA-M/inv 5654/ck 1095	0	30.00	C
12/30	100.10.42500.50 L&L's/inv 5655/ck 5493	0	20.00	C
12/30	100.10.42500.50 R Peterson/inv 5660/ck 5352	0	20.00	C
12/30	100.10.42500.50 KHewitt-Casual Creations/5661/6276	0	20.00	C
12/30	100.10.42500.50 First Choice Glass/inv 5657/ck 581	0	20.00	C
12/30	100.10.42500.50 AA Cooling/inv 5656/ck 7186	0	20.00	C
12/31	WIRED MONEY TO GENERAL FUND	0	60.00	C
73750.0 Revenue Transfer			Source Code Total: 1,321.85	
12/02	Labor Relations Expense Correction	0	476.32	C
12/10	Stryker Payment Correction	0	845.53	C
90400.0 Refund Interest			Source Code Total: (.78)	
12/17	161928 T99-82-39599 2019 Adjustment/Corr Refund	161928	(.78)	D
90930.0 Warrants Redeemed			Source Code Total: (585,048.44)	
12/02	Paid Warrants	0	(301,671.50)	D
12/03	Paid Warrants	0	(47,230.86)	D
12/04	Paid Warrants	0	(24,897.29)	D
12/05	Paid Warrants	0	(2,393.60)	D
12/06	Paid Warrants	0	(1,980.87)	D
12/09	Paid Warrants	0	(14,065.96)	D
12/10	Paid Warrants	0	(6,113.34)	D
12/11	Paid Warrants	0	(3,454.51)	D
12/12	Paid Warrants	0	(2,363.84)	D
12/13	Paid Warrants	0	(8,291.55)	D
12/16	Paid Warrants	0	(621.00)	D
12/17	Paid Warrants	0	(12,237.76)	D
12/18	Paid Warrants	0	(12,660.64)	D
12/19	Paid Warrants	0	(6,893.44)	D
12/20	Paid Warrants	0	(2,841.11)	D
12/23	Paid Warrants	0	(7,921.46)	D
12/24	Paid Warrants	0	(467.01)	D
12/26	Paid Warrants	0	(15,343.64)	D
12/27	Paid Warrants	0	(5,765.68)	D
12/30	Paid Warrants	0	(21,509.70)	D
12/31	Paid Warrants	0	(86,323.68)	D
91220.0 Disbursed by County Treasurer			Source Code Total: (687,841.54)	
12/11	Fire Employees Payroll Direct Deposit	0	(247,799.36)	D
12/11	Fire District Fed & State P/R Taxes	0	(55,589.48)	D
12/11	Fire Distric 457, union dues, pac	0	(53,842.09)	D
12/26	Fire Employees Payroll Direct Deposit	0	(226,873.20)	D
12/26	Fire District Federal & State P/R Taxes	0	(50,236.68)	D
12/26	Fire District 457, union dues, pac	0	(53,500.73)	D
91280.0 Outgoing Wire Fee			Source Code Total: (40.00)	
12/11	Wire Transfer Chg P/R	0	(20.00)	D
12/26	Wire Transfer Chg P/R	0	(20.00)	D
91290.0 Outgoing Wire Surcharge			Source Code Total: (10.00)	
12/11	Wire Transfer Chg P/R	0	(5.00)	D
12/26	Wire Transfer Chg P/R	0	(5.00)	D

6116421001 Superstition Fire & Medical District **Ending Balance: 4,450,562.48**

Warrant Detail

Payee Name	Warrant	Amount	Issue Dt	Status Dt	Voucher
6116421001 Superstition Fire & Medical District					

Account Total: 1,128,802.31



Pinal County Treasurer

Monthly Statement

Date Range: 12/1/2019 to 12/31/2019

Fund: 1102				Fund Total: 430,274.03
Status: OUTS				Status Total: 59,755.34 (M)
PINAL COUNTY COMMUNITY COLLEGE	1102028922	6,642.50	06/12/19	06/12/19
APACHE JUNCTION UNIFIED	1102029372	5,958.16	11/20/19	01/02/20
CADWELL IRREVOCABLE TRUST III	1102029393	275.19	11/20/19	11/21/19
NAPA AUTO PARTS	1102029437	163.20	12/04/19	12/04/19
APACHE JUNCTION UNIFIED	1102029448	5,047.88	12/11/19	01/02/20
CHAMBER OF COMMERCE	1102029476	250.00	12/18/19	12/18/19
WATER UTILITIES COMM FD DBA	1102029478	130.56	12/18/19	01/03/20
DELTA DENTAL INSURANCE COMPANY	1102029488	353.24	12/18/19	01/02/20
FRONTIER SHOP SUPPLIES, INC	1102029490	157.14	12/18/19	01/03/20
PHOENIX TECHNOLOGY SOLUTIONS	1102029496	66.00	12/18/19	01/02/20
PINNACLE PEAK HOLDING CORP	1102029500	871.71	12/18/19	12/18/19
WATER UTILITIES COMM FD DBA	1102029506	34.62	12/30/19	12/30/19
ARIZONA WATER COMPANY, INC.	1102029507	586.59	12/30/19	12/30/19
ARIZONA PPE RECON, INC.	1102029508	2,566.00	12/30/19	12/30/19
AT&T CORP	1102029512	153.55	12/30/19	12/30/19
CITY OF PHOENIX FIRE DEPT	1102029513	4,500.00	12/30/19	12/30/19
COOKSON DOOR SALES OF AZ, INC	1102029514	954.47	12/30/19	12/30/19
LAUREN DANIEL	1102029515	240.80	12/30/19	12/30/19
FREIGHTLINER OF ARIZONA, LLC	1102029516	234.12	12/30/19	12/30/19
LIBERTY WATER COMPANY, INC.	1102029517	45.90	12/30/19	12/30/19
LIBERTY WATER COMPANY, INC.	1102029518	91.24	12/30/19	12/30/19
GRAINGER	1102029519	17.52	12/30/19	12/30/19
BRYAN HEUN	1102029520	1,866.00	12/30/19	12/30/19
HUGHES FIRE EQUIPMENT, INC.	1102029521	3,042.42	12/30/19	12/30/19
IMAGE TREND, INC.	1102029522	20,217.13	12/30/19	12/30/19
PITNEY BOWES	1102029523	93.68	12/30/19	12/30/19
RAY'S PRINTING, INC.	1102029524	264.63	12/30/19	12/30/19
REDBURN TIRE COMPANY, INC.	1102029525	709.51	12/30/19	12/30/19
SALT RIVER PROJECT	1102029526	3,006.47	12/30/19	12/30/19
TOSHIBA BUSINESS SOLUTIONS, INC	1102029527	787.82	12/30/19	12/30/19
WAXIE'S ENTERPRISES, INC	1102029528	427.29	12/30/19	12/30/19
Status: PAID				Status Total: 370,518.69
AZ STATE FIRE TRAINING COMM.	1102029191	25.00	09/18/19	12/24/19
GEOF SHIVELY	1102029294	621.00	10/16/19	12/26/19
AA COOLING AND HEATING LLC	1102029369	1,028.33	11/20/19	12/02/19
AFLAC	1102029371	7,169.52	11/20/19	12/04/19
WATER UTILITIES COMM FD DBA	1102029373	132.57	11/20/19	12/02/19
BUD'S BULK ICE SERVICE, INC	1102029377	1,067.08	11/20/19	12/02/19
CINDY ELBERT INSURANCE SERVICE	1102029381	29,375.98	11/20/19	12/02/19
COMMERCIAL OFFICE INT, LLC	1102029382	1,775.52	11/20/19	12/02/19
COOKSON DOOR SALES OF AZ, INC	1102029383	198.66	11/20/19	12/04/19
DELTA DENTAL OF ARIZONA	1102029384	5,583.31	11/20/19	12/02/19
FIRST CHOICE AUTO GLASS, INC.	1102029386	50.00	11/20/19	12/09/19
GREEN & BAKER LTD	1102029388	1,098.00	11/20/19	12/10/19
KANSAS STATE BANK OF MANHATTAN	1102029389	158.41	11/20/19	12/02/19
MESA DISCOUNT, INC	1102029390	970.41	11/20/19	12/02/19
NAPA AUTO PARTS	1102029391	235.12	11/20/19	12/03/19
MOUNTAIN VIEW LUTHERAN CHURCH	1102029392	20.00	11/20/19	12/04/19
PHOENIX TECHNOLOGY SOLUTIONS	1102029395	66.00	11/20/19	12/02/19
RIGHT AWAY DISPOSAL, LLC	1102029398	229.18	11/20/19	12/02/19
TIGER MECHANICAL SERVICES LLC	1102029401	275.00	11/20/19	12/02/19
UNITED HEALTHCARE INSURANCE CO	1102029405	72,519.07	11/20/19	12/02/19
WATER UTILITIES COMM FD DBA	1102029410	42.04	11/26/19	12/05/19
ARIZONA WATER COMPANY, INC.	1102029411	305.87	11/26/19	12/06/19
AHS RESCUE LLC	1102029412	2,223.62	11/26/19	12/04/19
ARIZONA PPE RECON, INC.	1102029413	123.00	11/26/19	12/03/19
AT&T CORP	1102029414	544.23	11/26/19	12/05/19
BENCHMARK INSURANCE COMPANY	1102029415	46,872.74	11/26/19	12/03/19
CITY OF MESA	1102029416	8,000.68	11/26/19	12/09/19



Pinal County Treasurer

Monthly Statement

Date Range: 12/1/2019 to 12/31/2019

PROPHET NETWORK INTEGRATION,IN	1102029417	202.06	11/26/19	12/05/19
STANDARD INSURANCE COMPANY	1102029418	5,272.43	11/26/19	12/04/19
MATLICK ENTERPRISES INC DBA	1102029419	1,053.63	11/26/19	12/04/19
ARIZONA WATER COMPANY, INC.	1102029420	191.65	12/04/19	12/12/19
ARIZONAWATERCONDITIONING DBA	1102029421	405.83	12/04/19	12/13/19
CITY OF APACHE JUNCTION	1102029422	6,400.22	12/04/19	12/13/19
CUMMINS ROCKY MOUNTAIN, LLC	1102029423	3,018.17	12/04/19	12/10/19
ELLIOTT AUTO SUPPLY CO, INC.	1102029424	364.84	12/04/19	12/12/19
FIRST CHOICE AUTO GLASS, INC.	1102029425	50.00	12/04/19	12/11/19
FLEETPRIDE, INC	1102029426	158.42	12/04/19	12/13/19
CSC ELECTRICAL CONTRACTOR, LLC	1102029427	1,103.75	12/04/19	12/19/19
FREIGHTLINER OF ARIZONA, LLC	1102029428	728.45	12/04/19	12/10/19
GINCO PLUMBING LLC	1102029429	176.38	12/04/19	12/11/19
WEX BANK DBA	1102029430	1,029.50	12/04/19	12/13/19
HUGHES FIRE EQUIPMENT, INC.	1102029431	274.64	12/04/19	12/12/19
L.N. CURTIS & SONS	1102029432	143.47	12/04/19	12/10/19
MAGIC PEST CONTROL	1102029433	334.70	12/04/19	12/12/19
MEDIACOM	1102029434	5,691.84	12/04/19	12/09/19
MEDIACOM	1102029435	323.44	12/04/19	12/09/19
MESA DISCOUNT, INC	1102029436	199.00	12/04/19	12/12/19
PINAL COUNTY TREASURER	1102029438	297.58	12/04/19	12/13/19
RAY'S PRINTING, INC.	1102029439	42.74	12/04/19	12/11/19
RV STRIPES & GRAPHICS, INC.	1102029440	124.98	12/04/19	12/17/19
SALT RIVER PROJECT	1102029441	3,056.69	12/04/19	12/11/19
SUPERSTITION MOUNTAINS CFD #1	1102029442	128.70	12/04/19	12/11/19
SUPERSTITION SAFETY SERV, LLC	1102029443	99.01	12/04/19	12/12/19
VALLEYWIDE GENERATOR SER, LLC	1102029444	750.00	12/04/19	12/12/19
WAXIE'S ENTERPRISES, INC	1102029445	1,125.25	12/04/19	12/10/19
PUBLIC SAFETY RETIREMENT	1102029446	150.00	12/04/19	12/12/19
ARIZONA FIRE CHIEFS ASSOC.	1102029447	750.00	12/11/19	12/30/19
APACHE STONE, LLC	1102029449	540.00	12/11/19	12/17/19
BETTS COMPANY	1102029450	3,726.34	12/11/19	12/18/19
BUD'S BULK ICE SERVICE, INC	1102029451	297.75	12/11/19	12/23/19
JASON CHAPMAN	1102029452	621.00	12/11/19	12/16/19
CITY OF APACHE JUNCTION	1102029453	5,442.01	12/11/19	12/23/19
CITY OF MESA	1102029454	450.00	12/11/19	12/19/19
COOPER'S SEWER & DRAIN INC	1102029455	80.00	12/11/19	12/20/19
ELLIOTT AUTO SUPPLY CO, INC.	1102029456	833.78	12/11/19	12/19/19
ST HELEN AUTO & HARDWARE, INC.	1102029457	310.16	12/11/19	12/20/19
FRONTIER SHOP SUPPLIES, INC	1102029458	167.16	12/11/19	12/19/19
GENERAL BUSINESS, INC	1102029459	120.01	12/11/19	12/24/19
GINCO PLUMBING LLC	1102029460	347.53	12/11/19	12/19/19
NAPA AUTO PARTS	1102029461	1,153.09	12/11/19	12/20/19
CADWELL IRREVOCABLE TRUST III	1102029462	275.19	12/11/19	12/18/19
PROPHET NETWORK INTEGRATION,IN	1102029463	2,874.28	12/11/19	12/17/19
THE PREPLANNERS, LLC	1102029464	2,000.00	12/11/19	12/18/19
RAY'S PRINTING, INC.	1102029465	42.74	12/11/19	12/18/19
REDBURN TIRE COMPANY, INC.	1102029466	2,354.09	12/11/19	12/18/19
SOLVENT RECY-CLEAN, INC	1102029467	75.34	12/11/19	12/17/19
SOUTHWEST GAS CORPORATION	1102029468	137.54	12/11/19	12/20/19
STRYKER SALES CORPORATION	1102029469	1,906.50	12/11/19	12/23/19
CRUMBY, JOHN DBA	1102029470	65.00	12/11/19	12/17/19
MATLICK ENTERPRISES INC DBA	1102029471	2,657.01	12/11/19	12/18/19
UNIFIRST CORPORATION	1102029472	1,160.32	12/11/19	12/20/19
VERIZON WIRELESS SERVICES LLC	1102029473	1,960.51	12/11/19	12/19/19
AETNA BEHAVIORAL HEALTH, LLC	1102029474	814.08	12/18/19	12/30/19
AFLAC	1102029475	4,779.68	12/18/19	12/31/19
AMERIGAS PROPANE LP	1102029477	76.72	12/18/19	12/31/19
ARIZONA WATER COMPANY, INC.	1102029479	166.64	12/18/19	12/27/19
ARIZONA PPE RECON, INC.	1102029480	322.00	12/18/19	12/24/19
BPCWS, PLLC	1102029481	4,665.33	12/18/19	12/27/19
CHASE	1102029482	5,668.64	12/18/19	12/30/19
CITY OF MESA	1102029485	12,465.49	12/18/19	12/30/19

(S)



Pinal County Treasurer

Monthly Statement

Date Range: 12/1/2019 to 12/31/2019

LAUREN DANIEL	1102029486	275.20	12/18/19	12/23/19
DELTA DENTAL OF ARIZONA	1102029487	5,462.58	12/18/19	12/31/19
FIRST CHOICE AUTO GLASS, INC.	1102029489	50.00	12/18/19	12/26/19
GENERAL BUSINESS, INC	1102029491	289.12	12/18/19	12/31/19
KANSAS STATE BANK OF MANHATTAN	1102029492	158.41	12/18/19	12/31/19
SEAN MATUSZEWSKI	1102029493	125.00	12/18/19	12/27/19
NAPA AUTO PARTS	1102029494	353.73	12/18/19	12/30/19
CADWELL IRREVOCABLE TRUST III	1102029495	275.19	12/18/19	12/26/19
CENTURYLINK	1102029497	177.82	12/18/19	12/30/19
CENTURYLINK	1102029498	1,279.94	12/18/19	12/30/19
RAY'S PRINTING, INC.	1102029499	54.80	12/18/19	12/26/19
GARY A. SMITH, MD, PLLC	1102029501	7,500.00	12/18/19	12/26/19
STANDARD INSURANCE COMPANY	1102029502	5,184.25	12/18/19	12/26/19
MATLICK ENTERPRISES INC DBA	1102029503	1,658.40	12/18/19	12/26/19
UNITED HEALTHCARE INSURANCE CO	1102029504	73,951.90	12/18/19	12/31/19
VISION SERVICE PLAN	1102029505	808.71	12/18/19	12/27/19
Fund: 1103				Fund Total: 698,528.28
Status: OUTS				Status Total: 483,998.53 <span style="border: 1px solid black; border-radius: 50%; padding: 2px;">N</span>
PUBLIC SAFETY PERSONNEL RETIREMENT SYSTEM	1103018176	99,895.21	11/01/19	10/30/19
PUBLIC SAFETY PERSONNEL RETIREMENT SYSTEM	1103018182	89,640.18	11/15/19	11/15/19
PUBLIC SAFETY PERSONNEL RETIREMENT SYSTEM	1103018187	96,538.34	11/29/19	11/27/19
PUBLIC SAFETY PERSONNEL RETIREMENT SYSTEM	1103018192	98,016.63	12/13/19	12/11/19
ARIZONA STATE RETIREMENT SYSTEM	1103018194	8,559.74	12/27/19	12/26/19
US DEPARTMENT OF EDUCATION	1103018195	333.27	12/27/19	01/02/20
AZ FF RETIREE HEALTH TRUST FUND	1103018196	1,650.00	12/27/19	12/26/19
PUBLIC SAFETY PERSONNEL RETIREMENT SYSTEM	1103018197	89,365.16	12/27/19	12/26/19
Status: PAID				Status Total: 214,529.75
PUBLIC SAFETY PERSONNEL RETIREMENT SYSTEM	1103018165	98,932.19	10/04/19	12/02/19
PUBLIC SAFETY PERSONNEL RETIREMENT SYSTEM	1103018171	89,558.45	10/18/19	12/02/19
ARIZONA STATE RETIREMENT SYSTEM	1103018184	8,603.72	11/29/19	12/04/19
US DEPARTMENT OF EDUCATION	1103018185	355.71	11/29/19	12/04/19
AZ FF RETIREE HEALTH TRUST FUND	1103018186	1,675.00	11/29/19	12/06/19
SUPPORT PAYMENT CLEARINGHOUSE	1103018188	1,605.27	11/29/19	12/05/19
ARIZONA STATE RETIREMENT SYSTEM	1103018189	8,558.16	12/13/19	12/17/19
US DEPARTMENT OF EDUCATION	1103018190	355.71	12/13/19	12/19/19
AZ FF RETIREE HEALTH TRUST FUND	1103018191	1,675.00	12/13/19	12/19/19
SUPPORT PAYMENT CLEARINGHOUSE	1103018193	1,605.27	12/13/19	12/18/19
SUPPORT PAYMENT CLEARINGHOUSE	1103018198	1,605.27	12/27/19	12/31/19
	Count	Amount		
Total OUTS:	39	543,753.87		
Total PAID:	117	585,048.44		



**Superstition Fire & Medical District  
General (Fund 100) Cash Reconciliation  
Fiscal Year 2019 - 2020  
11/30/2019**



Book Balance as of: 11/1/2019 (2,011,943.61) **BB**

Activity During the Month

Journal Entries:

Interest Income (Expense):

Cash Receipts

- 2015 Real Estate Taxes
- 2016 Real Estate Taxes
- 2017 Real Estate Taxes
- 2018 Real Estate Taxes
- 2019 Real Estate Taxes
- 2008 Pers. Prop. Taxes
- 2009 Pers. Prop. Taxes
- 2010 Pers. Prop. Taxes
- 2011 Pers. Prop. Taxes
- 2012 Pers. Prop. Taxes
- 2013 Pers. Prop. Taxes
- 2014 Pers. Prop. Taxes
- 2015 Pers. Prop. Taxes
- 2016 Pers. Prop. Taxes
- 2017 Pers. Prop. Taxes
- 2018 Pers. Prop. Taxes
- 2019 Pers. Prop. Taxes
- SRP Contributions
- FDAT
- Maricopa County Taxes

Deposits

Revenue Transfer

Cash Disbursements

- A) Accounts Payable Activity
- B) Payroll Activity
- C) Payroll Wire Fees
- D) Stop Payment Fee
- D) Transfer In / Out
- D) Transfer In / Out
- D) Transfer In / Out
- E) Refund Interest

	Deposits (Cash Receipts)	Cash Disbursements	Refunded Taxes	Book Balance
Journal Entries:				
Interest Income (Expense):	2,692.34			2,692.34 <b>A</b>
Cash Receipts				
2015 Real Estate Taxes				- <b>B</b>
2016 Real Estate Taxes				0.00
2017 Real Estate Taxes				6,518.76
2018 Real Estate Taxes			(2,837.09)	842,140.97
2019 Real Estate Taxes				1.06
2008 Pers. Prop. Taxes				14.95
2009 Pers. Prop. Taxes				21.86
2010 Pers. Prop. Taxes				35.30
2011 Pers. Prop. Taxes				11.63 <b>C</b>
2012 Pers. Prop. Taxes				10.21
2013 Pers. Prop. Taxes				90.29
2014 Pers. Prop. Taxes				224.94
2015 Pers. Prop. Taxes				354.56
2016 Pers. Prop. Taxes				495.93
2017 Pers. Prop. Taxes				2,322.88
2018 Pers. Prop. Taxes				89,304.08
2019 Pers. Prop. Taxes				182,722.91
SRP Contributions				39,779.13
FDAT				7,681.43
Maricopa County Taxes				71,148.35
Deposits				270.00 <b>H</b>
Revenue Transfer				
Cash Disbursements				
A) Accounts Payable Activity		(339,167.22)		(339,167.22) <b>I</b>
B) Payroll Activity		(1,372,358.47)		(1,372,358.47) <b>J</b>
C) Payroll Wire Fees		(50.00)		(50.00) <b>K</b>
D) Stop Payment Fee				-
D) Transfer In / Out				-
D) Transfer In / Out				-
D) Transfer In / Out				-
E) Refund Interest				0.00
<b>Total</b>	<b>\$1,248,678.67</b>	<b>(1,711,575.69)</b>		<b>(2,477,677.62) <b>BB - Dec</b></b>

Pinal County Bank Balance

Ending Bank Balance as of: 11/30/2019 Balance from YTD Column 4,058,672.56 **L**

- Less: Line of Credit Advances
- Less: Line of Credit Interest
- Plus: Line of Credit Payments

Less: Outstanding Warrants

- Plus: Deposits in book / not at bank
- Plus: Transit in transit

A/P	(200,114.31)	
Payroll	(486,804.07)	(686,918.38)
	100.00	100.00 <b>O</b>
	476.32	476.32 <b>P</b>
<b>Total</b>		<b>3,372,330.50</b>

Cash Balance in Payroll Clearing Account	100.00 <b>Q</b>
Cash Balance in Electronic / ACH Clearing Account	0.00
Petty Cash	100.00
<b>Total</b>	<b>3,372,530.50</b>

Prepared by: *Trish Sheeha 12/2/19*  
 Reviewed by: *Roger Wood 12/3/19*

Balance per B/S: 3,372,530.50 **R**  
 Difference: 0.00



CASH RECEIPTS

December 2019 M & O DEPOSITS

Date	Control #	Amount	Account #	Description	
12/4/2019		100.00	100.10.42700.50	byYourSideAssistedLiving/5625/2578	Nov to transfer
		100.00	100.10.42700.50	Cave'sCanopies&Steel/5623/10075	
		200.00	100.10.42700.50	Leslie'sPools/5603, 5602/182408	
		100.00	100.10.42700.50	GC CommChurch/5613/11263	
		100.00	100.10.42700.50	GC Methodist Church/5601/27173	
		663.51	100.10.53965.10	PSPRS/inv 5589/ck 210434	F-1
		1,711.30	100.10.43200.20	Superior FD/5562 5595/40619	
		1,271.58	100.10.53965.10	P Bourgeois/inv 5587/ck 125	
		276.10	100.10.53965.10	J Kevin/inv 5631/ck 62900/7851	
		<b>4,522.49</b>			
12/4/2019		300.00	100.10.42700.50	TNT Fireworks/inv 5620/CC	
		<b>300.00</b>		Wire Transfer	F-2
12/11/2019		10.00	100.10.45900.10	K Kurian/inv 5628/CASH A	
		20.00	100.10.42600.15	Lerner & Rowe/inv 5629/ck 125258	
		100.00	100.10.42700.50	O'Reilly Auto/inv 5529/ck 922925	F-1
		100.00	100.10.42700.50	Montessa /inv 5599/ck 338292	
		50.00	100.20.62140.20	McNeil & Co /inv 5630 /ck 113238	
		5,749.53	100.10.43200.20	FLOFD/inv 5463,5574,3,1,0/115211	
		<b>6,029.53</b>			
12/11/2020		88,337.40		SAFER Grant	
		<b>88,337.40</b>		Wire Transfer	F-3
12/12/2019		300.00	100.10.42700.50	T Stark-Fresh Press Burgers/inv 5639/CC	
		400.00	100.10.42700.50	Metro Fire - Panda Express/inv 5635/CC	
		300.00	100.10.42700.50	AZ Fire Systems-Panda Express/inv 5644 REPLACING 5495/CC	
		<b>1,000.00</b>		Wire Transfer	F-4
12/18/2019		20.00	100.10.42600.15	LexisNexis/inv 5640/ck 871089712	
		20.00	100.10.42600.15	Metro Reporting/inv 5641/112385758	
		20.00	100.10.42600.15	M Cordova PC/inv 5642/ck 15332	
		100.00	100.10.42700.50	NAPA/inv 5533/ck 4950670	F-1
		100.00	100.10.42700.50	Sierra Del Saguario/inv 5598/17031	
		100.00	100.10.42700.50	Meridian Manor/inv 5624/ck 657	
		98.14	100.10.63100.10	AZDOR/inv 5648/ck 1280963	
		718.01	100.10.42200.41	ANTSIT/inv 5645/ck 20190	
		<b>1,174.15</b>			
12/4/2019		200.00	100.10.42700.50	Canyon Vista RV/inv 5612/CC	
		<b>200.00</b>		Wire Transfer	F-5
12/30/2019		30.00	100.10.45900.10	AA-M/inv 5654/ck 1095	
		20.00	100.10.42500.50	L&L's/inv 5655/ck 5493	
		20.00	100.10.42500.50	R Peterson/inv 5660/ck 5352	
		20.00	100.10.42500.50	KHewitt-Casual Creations/5661/6276	
		20.00	100.10.42500.50	First Choice Glass/inv 5657/ck 5815	
		20.00	100.10.42500.50	AA Cooling/inv 5656/ck 7186	
		100.00	100.10.42700.50	FirstBaptistChurch/inv 5649/20091	
		100.00	100.10.42700.50	El Dorado MHP/inv 5659/ck 1977	F-1
		50.00	100.20.62140.20	McNeil&Co/inv 5592/ck 112959	
		50.00	100.20.62140.20	McNeil&Co/inv 5647/ck 113507	
		545.84	100.10.53965.10	D Montgomery/inv 5632/ck 7699	
		2,149.90	100.10.43200.20	FloFire/5650, 51, 52/ck 115380	
		<b>3,125.74</b>			
12/31/2019		20.00	100.10.42500.50	T Blount-Blount Const/inv 5658/CC	
		20.00	100.10.42500.50	J Philpot-AJ Rock & Gem/inv 5662/CC	
		20.00	100.10.42500.50	R Santiago-Money Mikes Pawn/inv 5666/CC	
		<b>60.00</b>		Wire Transfer	F-6
December 2019 Totals		<b>104,749.31</b>			

(F)

**Superstition Fire & Medical District**

**AR Payment Register (Detail)**

Bank ID: Equal To D

Check No. / Payment ID	Payee Name / Customer Name	Invoice No. / Account Number	Amount Paid
<b>BANK: D - M &amp; 0 GENERAL FUND CHECKING</b>			
<b>DEPOSIT: 2,700      DATE: 12/02/19</b>			
5581,5581R	Goldie ROCKS/inv 5581.5581r (ONETIMECUST) (ONETIMECUST)	Transfer Invoice : 005581 Invoice : 005581R	\$0.00 \$20.00 -\$20.00
<b>TRANSFER TOTAL:</b>			<b>\$0.00</b>
<b>DEPOSIT 2,700 TOTAL:</b>			<b>\$0.00</b>
<b>DEPOSIT: 2,701      DATE: 12/03/19</b>			
5499,5499R	Metro Fire/Mtn View Lutheran (ONETIMECUST) (ONETIMECUST)	Transfer Invoice : 005499 Invoice : 005499R	\$0.00 \$100.00 -\$100.00
<b>TRANSFER TOTAL:</b>			<b>\$0.00</b>
5579,5579R	Table of Grace Church (ONETIMECUST) (ONETIMECUST)	Transfer Invoice : 005579 Invoice : 005579R	\$0.00 \$100.00 -\$100.00
<b>TRANSFER TOTAL:</b>			<b>\$0.00</b>
<b>DEPOSIT 2,701 TOTAL:</b>			<b>\$0.00</b>
<b>DEPOSIT: 2,702      DATE: 12/03/19</b>			
CASH	(ONETIMECUST)	Cash Invoice : 005628	\$10.00 \$10.00
<b>CASH TOTAL:</b>			<b>\$10.00</b>
125258	(ONETIMECUST)	Check Invoice : 005629	\$20.00 \$20.00
<b>CHECK # 125258 TOTAL:</b>			<b>\$20.00</b>
<b>DEPOSIT 2,702 TOTAL:</b>			<b>\$30.00</b>
<b>DEPOSIT: 2,703      DATE: 12/03/19</b>			
5597, 5597R	ByYourSide AssistedLiving/ (ONETIMECUST) (ONETIMECUST)	Transfer Invoice : 005597 Invoice : 005597R	\$0.00 \$100.00 -\$100.00
<b>TRANSFER TOTAL:</b>			<b>\$0.00</b>
<b>DEPOSIT 2,703 TOTAL:</b>			<b>\$0.00</b>
<b>DEPOSIT: 2,704      DATE: 12/04/19</b>			
10075	Cave'sCanopies/inv 5623/10075 (ONETIMECUST)	Check Invoice : 005623	\$100.00 \$100.00
<b>CHECK # 10075 TOTAL:</b>			<b>\$100.00</b>
182408	Leslie'sPools/5602,5603/182408 (ONETIMECUST) (ONETIMECUST)	Check Invoice : 005602 Invoice : 005603	\$200.00 \$100.00 \$100.00
<b>CHECK # 182408 TOTAL:</b>			<b>\$200.00</b>
11263	GCCommChurch/5613/11263 (ONETIMECUST)	Check Invoice : 005613	\$100.00 \$100.00
<b>CHECK # 11263 TOTAL:</b>			<b>\$100.00</b>
27173	GCMethodistChurch/5601/27173 (ONETIMECUST)	Check Invoice : 005601	\$100.00 \$100.00
<b>CHECK # 27173 TOTAL:</b>			<b>\$100.00</b>
210434	PSPRS/inv 5589/ck 210434 Public Safety Retirement Sys. (PSPRS/COBRA) Public Safety Retirement Sys. (PSPRS/COBRA) Public Safety Retirement Sys. (PSPRS/COBRA)	Check Invoice : 005589 Invoice : 005589 Invoice : 005589	\$663.51 \$143.51 \$260.00 \$260.00

**Superstition Fire & Medical District**

**AR Payment Register (Detail)**

Bank ID: Equal To D

Check No. / Payment ID	Payee Name / Customer Name	Invoice No. / Account Number	Amount Paid
<b>BANK: D - M &amp; 0 GENERAL FUND CHECKING</b>			<b>(CONTINUED)</b>
<b>DEPOSIT: 2,704</b>	<b>DATE: 12/04/19</b>		
		<b>CHECK # 210434 TOTAL:</b>	<b>\$663.51</b>
40619	Superior FD/5562,5595/40619	Check	\$1,711.30
	Superior Fire Department (SUPFD)	Invoice : 005562	\$365.00
	Superior Fire Department (SUPFD)	Invoice : 005595	\$365.00
	Superior Fire Department (SUPFD)	Invoice : 005562	\$146.00
	Superior Fire Department (SUPFD)	Invoice : 005562	\$251.10
	Superior Fire Department (SUPFD)	Invoice : 005562	\$40.70
	Superior Fire Department (SUPFD)	Invoice : 005562	\$21.09
	Superior Fire Department (SUPFD)	Invoice : 005562	\$53.93
	Superior Fire Department (SUPFD)	Invoice : 005562	\$249.48
	Superior Fire Department (SUPFD)	Invoice : 005595	\$219.00
		<b>CHECK # 40619 TOTAL:</b>	<b>\$1,711.30</b>
125	P Bourgeois/inv 5587/ck 125	Check	\$1,271.58
	Paul Bourgeois (BOUP)	Invoice : 005587	\$1,271.58
		<b>CHECK # 125 TOTAL:</b>	<b>\$1,271.58</b>
629007851	J Kevin/inv 5631/ck 629007851	Check	\$276.10
	John Kevin (KEVINJO)	Invoice : 005631	\$276.10
		<b>CHECK # 629007851 TOTAL:</b>	<b>\$276.10</b>
		<b>DEPOSIT 2,704 TOTAL:</b>	<b>\$4,422.49</b>
<b>DEPOSIT: 2,705</b>	<b>DATE: 12/05/19</b>		
67498374	TNT Fireworks/inv 5620	Credit Card	\$300.00
	(ONETIMECUST)	Invoice : 005620	\$100.00
	(ONETIMECUST)	Invoice : 005620	\$100.00
	(ONETIMECUST)	Invoice : 005620	\$100.00
		<b>CREDIT CARD # 67498374 TOTAL:</b>	<b>\$300.00</b>
		<b>DEPOSIT 2,705 TOTAL:</b>	<b>\$300.00</b>
<b>DEPOSIT: 2,708</b>	<b>DATE: 12/11/19</b>		
922925	O'Reilly/inv 5529/ck 922925	Check	\$100.00
	(ONETIMECUST)	Invoice : 005529	\$100.00
		<b>CHECK # 922925 TOTAL:</b>	<b>\$100.00</b>
339292	Montesa/inv 5599/ck 339292	Check	\$100.00
	(ONETIMECUST)	Invoice : 005599	\$100.00
		<b>CHECK # 339292 TOTAL:</b>	<b>\$100.00</b>
113238	McNeil & Co/inv 5630/ck 113238	Check	\$50.00
	McNeil & Company (MCNECO)	Invoice : 005630	\$50.00
		<b>CHECK # 113238 TOTAL:</b>	<b>\$50.00</b>
115211	FLOFD/5563,5574,3,1,0/115211	Check	\$5,749.53
	Florence Fire Department (FLOFD)	Invoice : 005463	\$1,314.00
	Florence Fire Department (FLOFD)	Invoice : 005570	\$511.00
	Florence Fire Department (FLOFD)	Invoice : 005571	\$584.00
	Florence Fire Department (FLOFD)	Invoice : 005573	\$292.00
	Florence Fire Department (FLOFD)	Invoice : 005574	\$292.00
	Florence Fire Department (FLOFD)	Invoice : 005463	\$584.00
	Florence Fire Department (FLOFD)	Invoice : 005463	\$114.26
	Florence Fire Department (FLOFD)	Invoice : 005463	\$688.78
	Florence Fire Department (FLOFD)	Invoice : 005463	\$38.65
	Florence Fire Department (FLOFD)	Invoice : 005570	\$30.44
	Florence Fire Department (FLOFD)	Invoice : 005571	\$310.24
	Florence Fire Department (FLOFD)	Invoice : 005571	\$30.44
	Florence Fire Department (FLOFD)	Invoice : 005573	\$219.00
	Florence Fire Department (FLOFD)	Invoice : 005574	\$584.00
	Florence Fire Department (FLOFD)	Invoice : 005574	\$126.28
	Florence Fire Department (FLOFD)	Invoice : 005574	\$30.44

**Superstition Fire & Medical District**

**AR Payment Register (Detail)**

Bank ID: Equal To D

Check No. / Payment ID	Payee Name / Customer Name	Invoice No. / Account Number	Amount Paid
<b>BANK: D - M &amp; O GENERAL FUND CHECKING</b>			
<b>DEPOSIT: 2,708</b>	<b>DATE: 12/11/19</b>		<b>(CONTINUED)</b>
		<b>CHECK # 115211 TOTAL:</b>	<b>\$5,749.53</b>
		<b>DEPOSIT 2,708 TOTAL:</b>	<b>\$5,999.53</b>
<b>DEPOSIT: 2,709</b>	<b>DATE: 12/11/19</b>		
871069712	(ONETIMECUST)	Check Invoice : 005640	\$20.00 \$20.00
		<b>CHECK # 871069712 TOTAL:</b>	<b>\$20.00</b>
112385758	(ONETIMECUST)	Check Invoice : 005641	\$20.00 \$20.00
		<b>CHECK # 112385758 TOTAL:</b>	<b>\$20.00</b>
15332	(ONETIMECUST)	Check Invoice : 005642	\$20.00 \$20.00
		<b>CHECK # 15332 TOTAL:</b>	<b>\$20.00</b>
		<b>DEPOSIT 2,709 TOTAL:</b>	<b>\$60.00</b>
<b>DEPOSIT: 2,710</b>	<b>DATE: 12/12/19</b>		
67868927	T Stark-FreshPressBurgers/5639 (ONETIMECUST)	Credit Card Invoice : 005639	\$300.00 \$300.00
		<b>CREDIT CARD # 67868927 TOTAL:</b>	<b>\$300.00</b>
67809147	Metro Fire/inv 5635 (ONETIMECUST) (ONETIMECUST)	Credit Card Invoice : 005635 Invoice : 005635	\$400.00 \$300.00 \$100.00
		<b>CREDIT CARD # 67809147 TOTAL:</b>	<b>\$400.00</b>
68009796	AZFireSys-Panda/5644 for 5495 (ONETIMECUST) (ONETIMECUST)	Credit Card Invoice : 005644 Invoice : 005644	\$300.00 \$200.00 \$100.00
		<b>CREDIT CARD # 68009796 TOTAL:</b>	<b>\$300.00</b>
		<b>DEPOSIT 2,710 TOTAL:</b>	<b>\$1,000.00</b>
<b>DEPOSIT: 2,713</b>	<b>DATE: 12/18/19</b>		
4950670	NAPA/inv 5533/ck 4950670 (ONETIMECUST)	Check Invoice : 005533	\$100.00 \$100.00
		<b>CHECK # 4950670 TOTAL:</b>	<b>\$100.00</b>
17031	SierraDelSaguar/inv 5598/17031 (ONETIMECUST)	Check Invoice : 005598	\$100.00 \$100.00
		<b>CHECK # 17031 TOTAL:</b>	<b>\$100.00</b>
657	MeridianManor/inv 5624/ck 657 (ONETIMECUST)	Check Invoice : 005624	\$100.00 \$100.00
		<b>CHECK # 657 TOTAL:</b>	<b>\$100.00</b>
1280983	AZDOR/inv 5648/ck 1280983 (ONETIMECUST)	Check Invoice : 005648	\$98.14 \$98.14
		<b>CHECK # 1280983 TOTAL:</b>	<b>\$98.14</b>
20190	Antenna Sites/inv 5645/20190 Antenna Sites, Inc. (ANTSIT)	Check Invoice : 005645	\$716.01 \$716.01
		<b>CHECK # 20190 TOTAL:</b>	<b>\$716.01</b>
		<b>DEPOSIT 2,713 TOTAL:</b>	<b>\$1,114.15</b>
<b>DEPOSIT: 2,714</b>	<b>DATE: 12/17/19</b>		
20091	(ONETIMECUST)	Check Invoice : 005649	\$100.00 \$100.00

**Superstition Fire & Medical District**  
**AR Payment Register (Detail)**  
 Bank ID: Equal To D

Check No. / Payment ID	Payee Name / Customer Name	Invoice No. / Account Number	Amount Paid
<b>BANK: D - M &amp; 0 GENERAL FUND CHECKING</b>			<b>(CONTINUED)</b>
<b>DEPOSIT: 2,714</b>	<b>DATE: 12/17/19</b>		
		<b>CHECK # 20091 TOTAL:</b>	<b>\$100.00</b>
		<b>DEPOSIT 2,714 TOTAL:</b>	<b>\$100.00</b>
<b>DEPOSIT: 2,715</b>	<b>DATE: 12/19/19</b>		
68057791	Canyon Vista RV/inv 5612/CC (ONETIMECUST)	Credit Card Invoice : 005612 Invoice : 005612	\$200.00 \$100.00 \$100.00
		<b>CREDIT CARD # 68057791 TOTAL:</b>	<b>\$200.00</b>
		<b>DEPOSIT 2,715 TOTAL:</b>	<b>\$200.00</b>
<b>DEPOSIT: 2,716</b>	<b>DATE: 12/19/19</b>		
1095	Thursday GC Firehouse Meeting Thursday GC Firehouse Meeting (AA-M)	Check Invoice : 005654	\$30.00 \$30.00
		<b>CHECK # 1095 TOTAL:</b>	<b>\$30.00</b>
5493	(ONETIMECUST)	Check Invoice : 005655	\$20.00 \$20.00
		<b>CHECK # 5493 TOTAL:</b>	<b>\$20.00</b>
7186	(ONETIMECUST)	Check Invoice : 005656	\$20.00 \$20.00
		<b>CHECK # 7186 TOTAL:</b>	<b>\$20.00</b>
5815	(ONETIMECUST)	Check Invoice : 005657	\$20.00 \$20.00
		<b>CHECK # 5815 TOTAL:</b>	<b>\$20.00</b>
		<b>DEPOSIT 2,716 TOTAL:</b>	<b>\$90.00</b>
<b>DEPOSIT: 2,717</b>	<b>DATE: 12/19/19</b>		
1977	(ONETIMECUST)	Check Invoice : 005659	\$100.00 \$100.00
		<b>CHECK # 1977 TOTAL:</b>	<b>\$100.00</b>
5352	(ONETIMECUST)	Check Invoice : 005660	\$20.00 \$20.00
		<b>CHECK # 5352 TOTAL:</b>	<b>\$20.00</b>
		<b>DEPOSIT 2,717 TOTAL:</b>	<b>\$120.00</b>
<b>DEPOSIT: 2,718</b>	<b>DATE: 12/23/19</b>		
6276	(ONETIMECUST)	Check Invoice : 005661	\$20.00 \$20.00
		<b>CHECK # 6276 TOTAL:</b>	<b>\$20.00</b>
		<b>DEPOSIT 2,718 TOTAL:</b>	<b>\$20.00</b>
<b>DEPOSIT: 2,719</b>	<b>DATE: 12/23/19</b>		
5636,5636R	El Dorado Estates/5636,5636R (ONETIMECUST)	Transfer Invoice : 005636 Invoice : 005636R	\$0.00 \$100.00 -\$100.00
		<b>TRANSFER TOTAL:</b>	<b>\$0.00</b>
		<b>DEPOSIT 2,719 TOTAL:</b>	<b>\$0.00</b>
<b>DEPOSIT: 2,721</b>	<b>DATE: 12/30/19</b>		
112959	McNeil & Co/inv 5592/ck 112959 McNeil & Company (MCNECO)	Check Invoice : 005592	\$50.00 \$50.00

**Superstition Fire & Medical District**

**AR Payment Register (Detail)**

Bank ID: Equal To D

Check No. / Payment ID	Payee Name / Customer Name	Invoice No. / Account Number	Amount Paid
<b>BANK: D - M &amp; 0 GENERAL FUND CHECKING</b>			
<b>DEPOSIT: 2,721      DATE: 12/30/19</b>			<b>(CONTINUED)</b>
			<b>CHECK # 112959 TOTAL:      \$50.00</b>
113507	McNeil & Co/inv 5647/ck 113507 McNeil & Company (MCNECO)	Check Invoice : 005647	\$50.00 \$50.00
			<b>CHECK # 113507 TOTAL:      \$50.00</b>
7699	D Montgomery/inv 5632/ck 7699 Dave Montgomery (MONTD)	Check Invoice : 005632	\$545.84 \$545.84
			<b>CHECK # 7699 TOTAL:      \$545.84</b>
115380	FLOFD/5650,5651,5652/115380 Florence Fire Department (FLOFD) Florence Fire Department (FLOFD) Florence Fire Department (FLOFD) Florence Fire Department (FLOFD) Florence Fire Department (FLOFD) Florence Fire Department (FLOFD) Florence Fire Department (FLOFD) Florence Fire Department (FLOFD) Florence Fire Department (FLOFD) Florence Fire Department (FLOFD) Florence Fire Department (FLOFD) Florence Fire Department (FLOFD) Florence Fire Department (FLOFD) Florence Fire Department (FLOFD) Florence Fire Department (FLOFD)	Check Invoice : 005650 Invoice : 005651 Invoice : 005652 Invoice : 005650 Invoice : 005650 Invoice : 005650 Invoice : 005650 Invoice : 005651 Invoice : 005651 Invoice : 005651 Invoice : 005651 Invoice : 005651 Invoice : 005651 Invoice : 005651 Invoice : 005652 Invoice : 005652	\$2,149.90 \$146.00 \$657.00 \$219.00 \$219.00 \$229.03 \$30.44 \$18.25 \$117.25 \$291.10 \$18.91 \$32.83 \$38.98 \$87.31 \$30.44 \$14.36
			<b>CHECK # 115380 TOTAL:      \$2,149.90</b>
			<b>DEPOSIT 2,721 TOTAL:      \$2,795.74</b>
<b>DEPOSIT: 2,722      DATE: 12/31/19</b>			
68437086	Bount Const/inv 5658/CC (ONETIMECUST)	Credit Card Invoice : 005658	\$20.00 \$20.00
			<b>CREDIT CARD # 68437086 TOTAL:      \$20.00</b>
68507418	AJ Rock & Gem/inv 5662/CC (ONETIMECUST)	Credit Card Invoice : 005662	\$20.00 \$20.00
			<b>CREDIT CARD # 68507418 TOTAL:      \$20.00</b>
68754248	Money Mikes Pawn/inv 5666/CC (ONETIMECUST)	Credit Card Invoice : 005666	\$20.00 \$20.00
			<b>CREDIT CARD # 68754248 TOTAL:      \$20.00</b>
			<b>DEPOSIT 2,722 TOTAL:      \$60.00</b>
			<b>TOTAL FOR BANK ID: D      \$16,311.91</b>
			<b>GRAND TOTAL OF ALL CHECKS:      \$14,741.91</b>
			<b>GRAND TOTAL OF ALL CREDIT CARDS:      \$1,560.00</b>
			<b>GRAND TOTAL OF ALL CASH:      \$10.00</b>
			<b>GRAND TOTAL OF ALL EFT:      \$0.00</b>
			<b>GRAND TOTAL OF ALL PAYMENTS:      \$16,311.91</b>
			<b>GRAND TOTAL OF ALL ADJUSTMENTS:      \$0.00</b>
			<b>COMBINED TOTAL:      \$16,311.91</b>

16,311.91 +  
*Nov in transit* 100.00 +  
*SAFER* 88,337.40 +  
*Grant* 104,749.31 \*

F-1



Control No. 340966

# Pinal County Treasurer Pending Treasurer Receipt

Treasurer's Office Use
Receipt No.: _____
Posted By: _____

Receipt Date: 12/5/2019    Cash: \$0.00    Submitted By: JenniferBurke1  
 Total Amount: \$300.00    Check: \$0.00    Department: Superstition Fire & Medical District  
                                  Wire/Direct Deposit: \$300.00  
                                  Credit Card: \$0.00

GL	Source	Cost	Object	Subsid	Subled	Type	Notes	Amount
6116421001	73160.0						WIRED MONEY TO GENERAL FUND	\$300.00

FR



Control No. 340998

# Pinal County Treasurer Pending Treasurer Receipt

Treasurer's Office Use
Receipt No.: _____
Posted By: _____

Receipt Date: 12/5/2019      Cash: \$0.00      Submitted By: JenniferBurke1  
 Total Amount: \$88,337.40      Check: \$0.00      Department: Superstition Fire & Medical District  
    Wire/Direct Deposit: \$88,337.40  
    Credit Card: \$0.00

GL	Source	Cost	Object	Subsid	Subled	Type	Notes	Amount
6116421001	73160.0						WIRED MONEY TO GENERAL FUND	\$88,337.40

F-3





Control No. 341257

# Pinal County Treasurer Pending Treasurer Receipt

**Treasurer's Office Use**

Receipt No.: \_\_\_\_\_

Posted By: \_\_\_\_\_

**Receipt Date:** 12/12/2019    **Cash:** \$0.00    **Submitted By:** JenniferBurke1  
**Total Amount:** \$1,000.00    **Check:** \$0.00    **Department:** Superstition Fire & Medical District  
 Wire/Direct Deposit: \$1,000.00  
 Credit Card: \$0.00

GL	Source	Cost	Object	Subsid	Subled	Type	Notes	Amount
6116421001	73160.0						WIRED MONEY TO GENERAL FUND	\$1,000.00

F-4



Control No. 341574

# Pinal County Treasurer Pending Treasurer Receipt

Treasurer's Office Use

Receipt No.:

Posted By:

Receipt Date: 12/19/2019    Cash: \$0.00    Submitted By: JenniferBurke1  
 Total Amount: \$200.00    Check: \$0.00    Department: Superstition Fire & Medical District  
 Wire/Direct Deposit: \$200.00  
 Credit Card: \$0.00

GL	Source	Cost	Object	Subsid	Subled	Type	Notes	Amount
6116421001	73160.0						WIRED MONEY TO GENERAL FUND	\$200.00

FS



Control No.

341946

# Pinal County Treasurer Pending Treasurer Receipt

<b>Treasurer's Office Use</b>  Receipt No.: _____  Posted By: _____
---

Receipt Date: 12/31/2019      Cash: \$0.00      Submitted By: JenniferBurke1  
 Total Amount: \$60.00      Check: \$0.00      Department: Superstition Fire & Medical District  
                                  Wire/Direct Deposit: \$60.00  
                                  Credit Card: \$0.00

GL	Source	Cost	Object	Subsid	Subled	Type	Notes	Amount
6116421001	73160.0						WIRED MONEY TO GENERAL FUND	\$60.00

F-6

Superstition Fire & Medical District  
GL Account Ledger - Detail By Period  
12/1/2019 through 12/31/2019

Batch	Journal	Entry #	Date	Job	Document	Description	Debits	Credits	Balance
100-10-10150-10									(\$4,975,349.30)
17246	PR	766102	12/13/19		18189 - 42707	Payroll All Freq 12/6/2019	-	403,680.34	(5,379,029.64)
17247	J	766174	12/13/19		JE1204	Paydate 12.13.19 Rcls	-	55,589.48	(5,434,619.12)
17247	J	766181	12/13/19		JE1204	Paydate 12.13.19 Rcls	-	8,171.88	(5,442,791.00)
17272	PR	766773	12/27/19		18194 - 42888	Payroll All Freq 12/22/2019	-	373,805.49	(5,816,596.49)
17274	J	766852	12/27/19		JE1206	Paydate 122719 Rcls	-	50,236.68	(5,866,833.17)
17274	J	766859	12/27/19		JE1206	Paydate 122719 Rcls	-	8,081.88	(5,874,915.05)
						<b>PAYROLL ACCOUNT TOTALS:</b>	\$0.00	\$899,565.75	(\$5,874,915.05)
						<b>TOTAL OF LEDGER:</b>	\$0.00	\$899,565.75	(\$5,874,915.05)

(1)

# Commercial Checking Acct Public Funds

Account number: 4121535058 ■ December 1, 2019 - December 31, 2019 ■ Page 1 of 2



SUPERSTITION FIRE & MEDICAL DISTRICT  
 PAYROLL CLEARING ACCT  
 565 N IDAHO RD  
 APACHE JUNCTION AZ 85119-4014

## Questions?

Call your Customer Service Officer or Client Services  
**1-800-AT WELLS** (1-800-289-3557)  
 5:00 AM TO 6:00 PM Pacific Time Monday - Friday

Online: [wellsfargo.com](http://wellsfargo.com)

Write: Wells Fargo Bank, N.A. (182)  
 PO Box 63020  
 San Francisco, CA 94163

## Account summary

### Commercial Checking Acct Public Funds

Account number	Beginning balance	Total credits	Total debits	Ending balance
4121535058	\$100.00	\$792,611.74	-\$792,611.74	\$100.00

## Credits

### Electronic deposits/bank credits

Effective date	Posted date	Amount	Transaction detail
	12/11	410,852.60	WT Seq106044 Pinal County /Org=Pinal County Treasurer Srf# Gw00000029771061 Trn#191211106044 Rfb# 6859
	12/26	381,759.14	WT Seq#84142 Pinal County /Org=Pinal County Treasurer Srf# Gw00000030131896 Trn#191226084142 Rfb# 6884
		<b>\$792,611.74</b>	<b>Total electronic deposits/bank credits</b>
		<b>\$792,611.74</b>	<b>Total credits</b>

## Debits

### Electronic debits/bank debits

Effective date	Posted date	Amount	Transaction detail
	12/13	247,799.36	ACH Origination - Superstition Fir - File 1860311208 Coid 1860311208
	12/13	45,670.21	ACH Origination - Superstition Fir - File 1860311208 Coid 1860311208
	12/13	32,316.80	ACH Origination - Superstition Fir - File 1860311208 Coid 1860311208
	12/13	6,087.50	ACH Origination - Superstition Fir - File 1860311208 Coid 1860311208
	12/13	9,929.49	Healthequity Inc Healthequi 12 Dec 82581 Superstition Fire & ME
	12/13	57,922.74	< Business to Business ACH Debit - IRS Usatapytmt 121319 220974722037975 Superstition Fire & ME
	12/13	11,126.50	< Business to Business ACH Debit - AZ Dept of Rev Ccddir.Dbt xxxxx3092 Superstition Fire & ME
	12/27	226,873.20	ACH Origination - Superstition Fir - File 1860311208 Coid 1860311208
	12/27	45,418.85	ACH Origination - Superstition Fir - File 1860311208 Coid 1860311208
	12/27	30,840.89	ACH Origination - Superstition Fir - File 1860311208 Coid 1860311208



**Electronic debits/bank debits (continued)**

Effective date	Posted date	Amount	Transaction detail
	12/27	6,087.46	ACH Origination - Superstition Fir - File 1860311208 Coid 1860311208
	12/27	9,839.49	Healthequity Inc Healthequi 26 Dec 82581 Superstition Fire & ME
	12/27	52,273.32	< Business to Business ACH Debit - IRS Usatxpymt 122719 220976165754347 Superstition Fire & ME
	12/27	10,425.93	< Business to Business ACH Debit - AZ Dept of Rev Ccddir.Dbt xxxxx3092 Superstition Fire & ME
		<b>\$792,611.74</b>	<b>Total electronic debits/bank debits</b>
		<b>\$792,611.74</b>	<b>Total debits</b>

< **Business to Business ACH:** If this is a business account, this transaction has a return time frame of one business day from post date. This time frame does not apply to consumer accounts.

**Daily ledger balance summary**

Date	Balance	Date	Balance	Date	Balance
11/30	100.00	12/13	100.00	12/27	100.00
12/11	410,952.60	12/26	381,859.14		
<b>Average daily ledger balance</b>		<b>\$38,921.43</b>			

# Commercial Checking Acct Public Funds

Account number: **4942920083** ■ December 1, 2019 - December 31, 2019 ■ Page 1 of 6



SUPERSTITION FIRE & MEDICAL DISTRICT  
GROUND TRANSPORTATION  
565 N IDAHO RD  
APACHE JUNCTION AZ 85119-4014

## Questions?

Call your Customer Service Officer or Client Services  
**1-800-AT WELLS** (1-800-289-3557)  
5:00 AM TO 6:00 PM Pacific Time Monday - Friday

Online: [wellsfargo.com](http://wellsfargo.com)

Write: Wells Fargo Bank, N.A. (182)  
PO Box 63020  
San Francisco, CA 94163

## Account summary

### Commercial Checking Acct Public Funds

100 (Q)  
120<sup>02</sup>  
150  
-11504

Account number	Beginning balance	Total credits	Total debits	Ending balance
4942920083	\$1,914.24	\$342,973.86	-\$344,883.14	\$4.96

## Credits

### Electronic deposits/bank credits

Effective date	Posted date	Amount	Transaction detail
	12/02	593.34	Merchant Service Merch Dep 191128 8029396648 Superstition Fire and
	12/02	6,938.82	Noridian Azutmt Hcclaimpmt 191126 1184003220 TRN*1*891938763*1450173185~
	12/02	1,188.47	Aetna AS01 Hcclaimpmt 1184003220 TRN*1*819330000306290*1066033492\
	12/02	967.64	Ahcccs Programma Hcclaimpmt 191127 201911271100501 TRN*1*201911271100501*1866004791*Ffsv
	12/02	300.00	Pnp Billpayment Payables 120219 6500 Apache Junction Fire D
	12/02	237.64	Hhp Texas Hcclaimpmt 191202 362703 TRN*1*011840012606729*1610994632\
	12/02	169.57	Humana Ins CO Efpayment 191202 362703 TRN*1*001290047359745*1391263473\
	12/02	90.02	Aetna AS01 Hcclaimpmt 1184003220 TRN*1*819330000306287*1066033492\
	12/03	100.00	Merchant Service Merch Dep 191201 8029396648 Superstition Fire and
	12/03	737.75	Noridian Azutmt Hcclaimpmt 191128 1184003220 TRN*1*891943257*1450173185~
	12/03	367.26	Hhp Texas Hcclaimpmt 191203 362703 TRN*1*011840012609225*1610994632\
	12/03	359.12	Hhp Texas Hcclaimpmt 191203 362703 TRN*1*011840012608578*1610994632\
	12/03	225.80	Humana Ins CO Hcclaimpmt 191203 362703 TRN*1*001290047393308*1391263473\
	12/03	204.99	Aetna H09 Hcclaimpmt 1184003220 TRN*1*161127190340503*1066033492\

**Electronic deposits/bank credits (continued)**

Effective date	Posted date	Amount	Transaction detail
	12/03	104.97	36 Treas 310 Misc Pay 120319 xxxxx0012 SE*15*088167432\GE*1*45071632\lea*1*045071598\
	12/04	3,596.63	Merchant Service Merch Dep 191203 8029396648 Superstition Fire and
	12/04	3,404.69	Mercy Care Plan Hcclaimpmt 191203 00145658 TRN*1*5367894*1860527381*Ahcccs Acute\
	12/04	2,939.64	Bcbs of Arizona Hcclaimpmt 191202 1184003220 TRN*1*419650250*1860004538\
	12/04	1,963.79	Noridian Azutmt Hcclaimpmt 191202 1184003220 TRN*1*891947711*1450173185~
	12/04	422.37	Aetna H09 Hcclaimpmt 1184003220 TRN*1*161129190265295*1066033492\
	12/04	289.08	Bcbs of Arizona Hcclaimpmt 191202 1184003220 TRN*1*419655520*1860004538\
	12/04	250.00	Mercy Care Plan Hcclaimpmt 191203 00145658 TRN*1*5369052*1860527381*Altcs General\
	12/05	46,095.00	WT Seq#70555 Superstition Fire & Med /Org=Superstition Fire & Medical Distri Srf# Gb00000029626947 Trn#191205070555 Rfb# 395
	12/05	425.00	Merchant Service Merch Dep 191204 8029396648 Superstition Fire and
	12/05	9,660.27	Noridian Azutmt Hcclaimpmt 191203 1184003220 TRN*1*891952271*1450173185~
	12/05	289.08	Bcbs of Arizona Hcclaimpmt 191203 1184003220 TRN*1*419708840*1860004538\
	12/05	262.33	Optum Lifeprint Hcclaimpmt 091000017705479 TRN*1*7705479*1272337487~
	12/05	198.43	Hhp Texas Hcclaimpmt 191205 362703 TRN*1*011840012611338*1610994632\
	12/06	50.00	Merchant Service Merch Dep 191205 8029396648 Superstition Fire and
	12/06	1,898.87	Ahcccs Programma Hcclaimpmt 191204 201912041106094 TRN*1*201912041106094*1866004791*Ffsv
	12/06	1,291.07	Aetna AS01 Hcclaimpmt 1184003220 TRN*1*819337000291176*1066033492\
	12/06	1,168.21	Noridian Azutmt Hcclaimpmt 191204 1184003220 TRN*1*891956443*1450173185~
	12/09	1,887.14	Merchant Service Merch Dep 191206 8029396648 Superstition Fire and
	12/09	50.00	Merchant Service Merch Dep 191207 8029396648 Superstition Fire and
	12/09	4,028.17	Noridian Azutmt Hcclaimpmt 191205 1184003220 TRN*1*891961150*1450173185~
	12/09	454.15	Optum Lifeprint Hcclaimpmt 091000018360610 TRN*1*8360610*1272337487~
	12/09	400.00	Pnp Billpayment 120419Sett 191209 6500 Apache Junction Fire D
	12/09	210.08	Bcbs of Arizona Hcclaimpmt 191205 1184003220 TRN*1*419807664*1860004538\
	12/10	265.00	Merchant Service Merch Dep 191208 8029396648 Superstition Fire and
	12/10	188.19	Merchant Service Merch Dep 191209 8029396648 Superstition Fire and
	12/10	12,334.11	Noridian Azutmt Hcclaimpmt 191206 1184003220 TRN*1*891965748*1450173185~
	12/10	308.25	Bcbs of Arizona Hcclaimpmt 191206 1184003220 TRN*1*419853171*1860004538\





**Electronic deposits/bank credits (continued)**

Effective date	Posted date	Amount	Transaction detail
	12/10	300.00	Pnp Billpayment 120519Sett 191210 6500 Apache Junction Fire D
	12/11	25.00	Merchant Service Merch Dep 191210 8029396648 Superstition Fire and
	12/11	2,230.12	Noridian Azutmt Hcclaimpmt 191209 1184003220 TRN*1*891970046*1450173185~
	12/11	1,533.68	36 Treas 310 Misc Pay 121119 xxxxx0012 23\GE*1*45310923\lea*1*045310889\
	12/11	1,224.84	Mercy Care Plan Hcclaimpmt 191210 00145658 TRN*1*5373993*1860527381*Ahcccs Acute\
	12/11	406.76	Palmetto Gba Hcclaimpmt 191206 1184003220 TRN*1*807053939*1571062326~
	12/11	195.28	Bcbs of Arizona Hcclaimpmt 191209 1184003220 TRN*1*420004237*1860004538\
	12/12	34,550.00	WT Seq#68132 Superstition Fire & Med /Org=Superstition Fire & Medical Distri Srf# Gb00000029795674 Trn#191212068132 Rfb# 398
	12/12	439.62	Merchant Service Merch Dep 191211 8029396648 Superstition Fire and
	12/12	1,444.71	Bcbs of Arizona Hcclaimpmt 191210 1184003220 TRN*1*420050179*1860004538\
	12/12	314.25	Noridian Azutmt Hcclaimpmt 191210 1184003220 TRN*1*891972365*1450173185~
	12/12	300.00	Pnp Billpayment 120919Sett 191212 6500 Apache Junction Fire D
	12/12	107.84	Bcbs of Arizona Hcclaimpmt 191210 1184003220 TRN*1*420052048*1860004538\
	12/12	90.77	Humana Ins CO Efpayment 191212 362703 TRN*1*001290047579171*1391263473\
	12/13	60.00	Merchant Service Merch Dep 191212 8029396648 Superstition Fire and
	12/13	772.80	Ahcccs Programma Hcclaimpmt 191211 201912111111151 TRN*1*201912111111151*1866004791*Fsv
	12/13	471.04	Bcbs of Arizona Hcclaimpmt 191211 1184003220 TRN*1*420103229*1860004538\
	12/13	278.46	36 Treas 310 Misc Pay 121319 xxxxx0012 *1*045394872\
	12/13	200.00	Pnp Billpayment 121019Sett 191213 6500 Apache Junction Fire D
	12/16	1,400.55	Merchant Service Merch Dep 191213 8029396648 Superstition Fire and
	12/16	25.00	Merchant Service Merch Dep 191214 8029396648 Superstition Fire and
	12/16	706.38	Noridian Azutmt Hcclaimpmt 191212 1184003220 TRN*1*891977755*1450173185~
	12/16	472.12	Optum Lifestream Hcclaimpmt 091000010834309 TRN*1*0834309*1272337487~
	12/16	99.08	Bcbs of Arizona Hcclaimpmt 191212 1184003220 TRN*1*420159558*1860004538\
	12/17	2,480.20	Hhp Texas Hcclaimpmt 191217 362703 TRN*1*011840012619280*1610994632\
	12/17	1,406.46	Hhp Texas Hcclaimpmt 191217 362703 TRN*1*011840012619520*1610994632\
	12/17	905.59	Humana Ins CO Efpayment 191217 362703 TRN*1*001290047679577*1391263473\
	12/17	300.64	Noridian Azutmt Hcclaimpmt 191213 1184003220 TRN*1*891981690*1450173185~

**Electronic deposits/bank credits (continued)**

Effective date	Posted date	Amount	Transaction detail
	12/17	256.88	Humana Cha Disb Hcclaimpmt 191217 362703 TRN*1*014840100943621*1611013183\
	12/17	253.44	Optum Lifepoint Hcclaimpmt 091000011136983 TRN*1*1136983*1272337487~
	12/17	241.98	Aetna H09 Hcclaimpmt 1184003220 TRN*1*161212190343638*1066033492\
	12/17	239.12	Humana Ins CO Efpayment 191217 362703 TRN*1*001290047699603*1391263473\
	12/17	238.39	Hbpil Hcclaimpmt 191217 362703 TRN*1*000420012873632*1371326199\
	12/18	4,602.08	Bcbs of Arizona Hcclaimpmt 191216 1184003220 TRN*1*420353931*1860004538\
	12/18	4,136.62	Mercy Care Plan Hcclaimpmt 191217 00145658 TRN*1*5380021*1860527381*Ahcccs Acute\
	12/18	1,540.61	Mercy Care Plan Hcclaimpmt 191217 00145658 TRN*1*5382795*1860527381* Mercy Care Advantage - S
	12/18	675.35	Aetna H09 Hcclaimpmt 1184003220 TRN*1*161213190445044*1066033492\
	12/18	367.03	36 Treas 310 Misc Pay 121819 xxxxx0012 SE*15*088625550\GE*1*45529750\lea*1*045529716\
	12/19	38,315.00	WT Seq#79916 Superstition Fire & Med /Org=Superstition Fire & Medical Distri Srf# Gb00000029979886 Trn#191219079916 Rfb# 401
	12/19	418.30	Bcbs of Arizona Hcclaimpmt 191217 1184003220 TRN*1*420400452*1860004538\
	12/19	375.79	Humana Cha Disb Hcclaimpmt 191219 362703 TRN*1*014840100946460*1611013183\
	12/19	88.06	Bcbs of Arizona Hcclaimpmt 191217 1184003220 TRN*1*420402662*1860004538\
	12/20	2,149.45	Merchant Service Merch Dep 191219 8029396648 Superstition Fire and
	12/20	3,307.81	Aetna AS01 Hcclaimpmt 1184003220 TRN*1*819351000499114*1066033492\
	12/20	1,518.14	Aetna A04 Hcclaimpmt 1184003220 TRN*1*819351000499138*1066033492\
	12/20	1,163.06	Hhp Texas Hcclaimpmt 191220 362703 TRN*1*011840012620367*1610994632\
	12/20	477.59	Aetna A04 Hcclaimpmt 1184003220 TRN*1*819351000499116*1066033492\
	12/20	439.57	Aetna H09 Hcclaimpmt 1184003220 TRN*1*161217190678509*1066033492\
	12/20	186.94	Aetna AS01 Hcclaimpmt 1184003220 TRN*1*819351000499095*1066033492\
	12/23	1,715.64	Merchant Service Merch Dep 191220 8029396648 Superstition Fire and
	12/23	33.94	Merchant Service Merch Dep 191221 8029396648 Superstition Fire and
	12/23	502.52	Humana Cha Disb Hcclaimpmt 191223 362703 TRN*1*014840100951341*1611013183\
	12/23	293.61	Mercy Care Plan Hcclaimpmt 191220 00145658 TRN*1*5383878*1860527381*Altcs General\
	12/23	20.00	Pnp Billpayment 121819Sett 191223 6500 Apache Junction Fire D
	12/24	1,231.65	Optum Lifepoint Hcclaimpmt 091000012132321 TRN*1*2132321*1272337487~
	12/24	20.00	Pnp Billpayment 121919Sett 191224 6500 Apache Junction Fire D
	12/26	50.00	Merchant Service Merch Dep 191224 8029396648 Superstition Fire and

**Electronic deposits/bank credits (continued)**

<i>Effective date</i>	<i>Posted date</i>	<i>Amount</i>	<i>Transaction detail</i>
12/26		25,113.87	Noridian Azutmt Hcclaimpmt 191220 1184003220 TRN*1*892005206*1450173185~
12/26		4,310.85	Mercy Care Plan Hcclaimpmt 191224 00145658 TRN*1*5385908*1860527381*Ahcccs Acute\
12/26		3,943.98	Bcbs of Arizona Hcclaimpmt 191223 1184003220 TRN*1*420702201*1860004538\
12/26		365.92	Mercy Care Plan Hcclaimpmt 191224 00145658 TRN*1*5388722*1860527381* Mercy Care Advantage - S
12/27		100.00	Merchant Service Merch Dep 191225 8029396648 Superstition Fire and
12/27		7,297.00	Noridian Azutmt Hcclaimpmt 191223 1184003220 TRN*1*892009379*1450173185~
12/27		254.93	Optum Lifeprint Hcclaimpmt 091000012460453 TRN*1*2460453*1272337487~
12/27		199.17	Humana Ins CO Efpayment 191227 362703 TRN*1*001290047848644*1391263473\
12/27		20.00	Pnp Billpayment 122419Sett 191227 6500 Apache Junction Fire D
12/30		290.00	Merchant Service Merch Dep 191228 8029396648 Superstition Fire and
12/30		1,526.62	Aetna AS01 Hcclaimpmt 1184003220 TRN*1*819358000288280*1066033492\
12/30		1,162.28	Aetna AS01 Hcclaimpmt 1184003220 TRN*1*819358000288279*1066033492\
12/30		1,159.45	Ahcccs Programma Hcclaimpmt 191226 201912261122596 TRN*1*201912261122596*1866004791*Ffsv
12/30		949.01	Bcbs of Arizona Hcclaimpmt 191226 1184003220 TRN*1*420853881*1860004538\
12/30		355.26	Noridian Azutmt Hcclaimpmt 191226 1184003220 TRN*1*892014096*1450173185~
12/30		174.01	Humana Ins CO Hcclaimpmt 191230 362703 TRN*1*001290047871321*1391263473\
12/31		67,055.00	WT Seq#89323 Superstition Fire & Med /Org=Superstition Fire & Medical Distri Srf# Gb00000030234905 Trn#191231089323 Rfb# 404
12/31		25.00	Merchant Service Merch Dep 191230 8029396648 Superstition Fire and
12/31		1,593.98	Bcbs of Arizona Hcclaimpmt 191227 1184003220 TRN*1*420906582*1860004538\
12/31		1,109.58	Noridian Azutmt Hcclaimpmt 191227 1184003220 TRN*1*892018392*1450173185~
12/31		1,023.08	Hhp Texas Hcclaimpmt 191231 362703 TRN*1*011840012628790*1610994632\
12/31		310.17	Humana Ins CO Efpayment 191231 362703 TRN*1*001290047942000*1391263473\
12/31		120.00	Pnp Billpayment 122619Sett 191231 6500 Apache Junction Fire D
		<b>\$342,973.86</b>	<b>Total electronic deposits/bank credits</b>
		<b>\$342,973.86</b>	<b>Total credits</b>



**Debits**

**Electronic debits/bank debits**

<i>Effective date</i>	<i>Posted date</i>	<i>Amount</i>	<i>Transaction detail</i>
	12/02	328.14	Merchant Service Merch Fee 191130 8029396648 Superstition Fire and
	12/05	83,665.00	WT Seq#70588 Pinal County /Bnf=Pinal County Master Srff Gw00000029627187 Trn#191205070588 Rfb# 397
	12/05	300.00	WT Seq#70577 Pinal County /Bnf=Pinal County Master Srff Gw00000029626061 Trn#191205070577 Rfb# 396
	12/12	66,695.00	WT Seq#68169 Pinal County /Bnf=Pinal County Master Srff Gw00000029795680 Trn#191212068169 Rfb# 400
	12/12	1,000.00	WT Seq#68154 Pinal County /Bnf=Pinal County Master Srff Gw00000029795676 Trn#191212068154 Rfb# 399
	12/19	61,125.00	WT Seq#79949 Pinal County /Bnf=Pinal County Master Srff Gw00000029979887 Trn#191219079949 Rfb# 403
	12/19	200.00	WT Seq#79922 Pinal County /Bnf=Pinal County Master Srff Gw00000029980023 Trn#191219079922 Rfb# 402
	12/31	131,510.00	WT Seq#89342 Pinal County /Bnf=Pinal County Master Srff Gw00000030234908 Trn#191231089342 Rfb# 406
	12/31	60.00	WT Seq#89332 Pinal County /Bnf=Pinal County Master Srff Gw00000030235064 Trn#191231089332 Rfb# 405
		<b>\$344,883.14</b>	<b>Total electronic debits/bank debits</b>
		<b>\$344,883.14</b>	<b>Total debits</b>

**Daily ledger balance summary**

<i>Date</i>	<i>Balance</i>	<i>Date</i>	<i>Balance</i>	<i>Date</i>	<i>Balance</i>
11/30	1,914.24	12/11	30,451.72	12/20	9,248.44
12/02	12,071.60	12/12	3.91	12/23	11,814.15
12/03	14,171.49	12/13	1,786.21	12/24	13,065.80
12/04	27,037.69	12/16	4,489.34	12/26	46,850.42
12/05	2.80	12/17	10,812.04	12/27	54,721.52
12/06	4,410.95	12/18	22,133.73	12/30	60,338.15
12/09	11,440.49	12/19	5.88	12/31	4.96
12/10	24,836.04				
<b>Average daily ledger balance</b>		<b>\$16,613.27</b>			

**Superstition Fire & Medical District**

**Balance Sheet**

As of 12/31/2019

FUND: (100) General Fund

**Assets**

**Current Assets**

Fund Cash - General (M&O)  
Payroll Account  
Petty Cash - Accounting  
Due From other funds  
Total Current Assets

\$9,781,823.66  
(5,874,915.05)  
100.00  
1,345,942.21

} \$3,907,008.61 (R)

\$5,252,950.82

**Total Assets**

\$5,252,950.82

**Liabilities and Equity**

**Current Liabilities**

Sales Tax Payable  
Medicare Withholding  
Disability Insurance-Voluntary Long Term  
Life Insurance - Voluntary Supplemental  
Total Current Liabilities

\$42.15  
56.45  
(2,559.37)  
(1,729.10)

\$(4,189.87)

**Total Liabilities**

\$(4,189.87)

**Equity**

Fund Balance - General Fund  
Current Year Profit/Loss  
Total Equity

\$2,948,224.26  
2,308,916.43

5,257,140.69

**Total Liabilities and Equity**

\$5,252,950.82



Manage your account online: [www.chase.com/ink](http://www.chase.com/ink)

Customer Service: 1-800-945-2028

Mobile: Download the Chase Mobile® app today

January 2020						
S	M	T	W	T	F	S
29	30	31	1	2	3	4
5	6	7	8	9	10	11
12	13	14	15	16	17	18
19	20	21	22	23	24	25
26	27	28	29	30	31	1
2	3	4	5	6	7	8

New Balance **\$13,182.33**

Minimum Payment Due **\$131.00**

Payment Due Date **01/04/20**

**Late Payment Warning:** If we do not receive your minimum payment by the due date, you may have to pay up to a \$39 late fee.

**Minimum Payment Warning:** Enroll in Auto-Pay and avoid missing a payment. To enroll, call the number on the back of your card or go to the web site listed above.

### ACCOUNT SUMMARY

Account Number	Card Type	Cardholder Name	Cardholder Address	Cardholder City	Cardholder State	Cardholder Zip	Cardholder Phone	Cardholder Email	Cardholder Signature
42463152523264810001310001318233000000006	CHASE CARD	ROGER WOOD	565 N IDAHO RD	APACHE JUNCTION	AZ	85119-4014			

100  
\$5,668.64

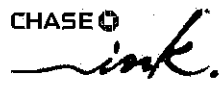
VENDOR # Chadern  
ACCOUNT # \_\_\_\_\_  
APPROVAL DATE PAID 1/10/19  
WARRANT # 29482

0000001 F1833339 C 1

Y 9 10 19/12/10

Page 1 of 3

06630 MA DA 25100 34410000010002510001



P.O. BOX 15123  
WILMINGTON, DE 19850-5123  
For Undeliverable Mail Only

Get updates on the go  
Log on to [chase.com/alerts](http://chase.com/alerts)

42463152523264810001310001318233000000006

Payment Due Date:	01/04/20
New Balance:	\$13,182.33
Minimum Payment:	\$131.00

Account number: 4248 3152 5232 6481

\$ \_\_\_\_\_ Amount Enclosed  
Make/Mail to Chase Card Services at the address below:

25100 BEX 9 34419 C  
ROGER WOOD  
SUPERSTITION FIRE  
565 N IDAHO RD  
APACHE JUNCTION AZ 85119-4014

CARDMEMBER SERVICE  
PO BOX 6294  
CAROL STREAM IL 60197-6294

500016028 15952523264815

ACCOUNT ACTIVITY

Date of Transaction	Merchant Name or Transaction Description	\$ Amount
11/23	Payment ThankYou Image Check	-7,635.59
11/23	Payment ThankYou Image Check	-1,007.05
11/23	Payment ThankYou Image Check	-1,528.30
12/05	PNP AZ DOR TAXFEE Info@pointland MI	4.69
12/05	AZ DEPT OF REVENUE TMACCONNEL@AZ AZ	199.56
12/05	ROGER WOOD TRANSACTIONS THIS CYCLE (CARD 6481) \$9966.69- INCLUDING PAYMENTS RECEIVED	
12/05	PERKINSON REPROGRAPHICS 602-3933131 AZ	264.71
12/06	MIKE FARBER TRANSACTIONS THIS CYCLE (CARD 6523) \$264.71	
12/06	RIVERSIDE RESORT HTL&CAS 7022982535 NV	-100.00
12/03	CIRCLE K 00420 BULLHEAD CITY AZ	59.00
12/04	RIVERSIDE RESORT HTL&CAS LAUGHLIN NV	100.00
12/05	JEFF CRANMER TRANSACTIONS THIS CYCLE (CARD 6549) \$59.00	
12/05	PAYPAL *CAZFIRE 402-935-7733 CA	800.00
11/28	RICHARD MOONEY TRANSACTIONS THIS CYCLE (CARD 6572) \$800.00	
11/28	FIRE DEPARTMENT SAFETY 248-880-1864 MI	399.00
12/04	IN *FIRE DEPARTMENT SAFET 248-8801864 MI	1,980.00
12/04	STAPLS7302609486000001 877-8267755 NJ	567.98
12/04	STAPLS7302609486000003 877-8267755 NJ	43.68
12/05	STAPLS7302631153000001 877-8267755 NJ	371.17
12/05	STAPLS7302609486000002 877-8267755 NJ	10.34
12/05	KELLY BARTZ TRANSACTIONS THIS CYCLE (CARD 6598) \$3372.17	
11/15	Amazon.com*VQDKP7D33 Amzn.com/bill WA	55.88
11/26	LABORLAWCENTER, INC 714-754-1813 CA	191.68
12/09	ANNA BUTEL TRANSACTIONS THIS CYCLE (CARD 6665) \$247.56	
12/09	FRY'S 0665 APACHE JUNCTI AZ	100.00
12/09	BILLY WARREN TRANSACTIONS THIS CYCLE (CARD 6663) \$100.00	
11/16	THE HOME DEPOT 404 MESA AZ	15.10
12/08	BRIAN WHITE TRANSACTIONS THIS CYCLE (CARD 6671) \$15.10	
11/19	PAYPAL *EBAY MONKEYLOVET 402-935-7733 CA	-28.50
12/03	AMZN Mktp US*DB92U8SP3 Amzn.com/bill WA	109.59
12/03	AMZN Mktp US*N78BU7IK3 Amzn.com/bill WA	44.94
12/03	FEDEX 498032673 MEMPHIS TN	46.67
12/05	RIDENOW POWERSPORTS- A APACHE JUNCTI AZ	170.07
12/07	PAYPAL *EBAY MONKEYLOVE7 402-935-7733 CA	28.50
12/06	WWW COSTCO COM 800-955-2292 WA	719.98
12/09	AMZN Mktp US*SE6ZO2QS3 Amzn.com/bill WA	16.43
11/12	VAUGHN CROSHAW TRANSACTIONS THIS CYCLE (CARD 0687) \$1107.88	
11/12	THE HOME DEPOT 404 MESA AZ	27.04
11/20	ONE BEAT CPR LEARNING 855-663-2328 FL	5,758.00
11/22	PROMOTIONS NOW promotionsnow NJ	250.25
11/25	SAFE KIDS WORLDWIDE 202-6620600 DC	55.00
12/04	POSITIVE PROMOTIONS 800-6352666 NY	921.57
12/04	TINA GEROLA TRANSACTIONS THIS CYCLE (CARD 6473) \$7011.86	

2019 Totals Year-to-Date	
Total fees charged in 2019	\$9.91
Total interest charged in 2019	\$0.00

Year-to-date totals do not reflect any fee or interest refunds you may have received.

# Superstition Fire & Medical District Monthly Pinal County Treasurer's Bank Account Reconciliation

## 150 General Fund

### Reconciliation References:


- A Beginning bank balance
- B Interest Income
- C Current month's deposits
- D Current month's Revenue transfer
- E Current month's Accounts Payable disbursements
- F Current month's Payroll disbursements
- G Current month's bank ending balance
- H Accounts Payable checks outstanding at month-end
- I Payroll checks outstanding at month-end
- J Electronic / ACH clearing bank account balance at month-end
- K Lockbox bank account balance at month-end
- L Cash Balance per G/L Balance Sheet
- M Chase MasterCard credit card payment – warrant #1130003550 (paid 12/18/19)





**Superstition Fire & Medical District  
Ground Transport (Fund 150) Cash Reconciliation  
Fiscal Year 2019 - 2020  
12/31/2019**

	Deposits (Cash Receipts)	Cash Disbursements	Book Balance
Book Balance as of: 12/1/2019			<u>\$265,391.80</u> (A)
<u>Activity During the Month</u>			
Journal Entries:			
Interest Income (Expense):	247.37		247.37 (B)
Deposits	344,783.10		344,783.10 (C)
Revenue Transfer	(476.32)		(476.32) (D)
Cash Disbursements			
A) Accounts Payable		(134,365.12)	(134,365.12) (E)
B) Payroll Account		(130,526.22)	(130,526.22) (F)
C) Transfer in / Out			-
	<u>\$344,554.15</u>	<u>(264,891.34)</u>	<u>\$345,054.61</u>
<u>Pinal County Bank Balance</u>			
Ending Bank Balance as of: 12/31/2019	Balance from YTD Column		\$ 370,810.63 (G)
Less: Outstanding Warrants	Check #		
	A/P	(23,345.21)	(23,345.21) (H)
	Payroll	(12,487.43)	(12,487.43) (I)
Less: Transfer in transit			-
			\$ 334,977.99
	Cash Balance in Payroll Clearing Account		\$ -
	Cash Balance in Electronic / ACH Clearing Account		\$ (115.04) (J)
	Cash Balance in LockBox		\$ 15,515.25 (K)
			\$ 350,378.20
Prepared by: <u>[Signature]</u> 1/6/2020			Balance per B/S \$ 350,378.20 (L)
Reviewed by: <u>[Signature]</u> 1/7/2020			Difference \$ -



Pinal County Treasurer

Monthly Statement

Date Range: 12/1/2019 to 12/31/2019

Account	Period	YTD		
<b>6116421002</b>	<b>Superstition FMD Ground Transport Fund</b>			
Begin Balance:	(A) 265,391.80	186,699.32		
Income:	344,554.15	1,564,515.39		
LOC Advance:	.00	.00		
Expense:	(239,135.32)	(1,380,404.08)	LOC:	.00
LOC Payments:	.00	.00	Warrants Outstanding:	(35,832.64)
Cash Balance:	(G) 370,810.63	370,810.63	End:	334,977.99

Monthly Statement Summary

Source Code	Description	MTDAmount	YTDAmount
<b>6116421002</b>	<b>Superstition FMD Ground Transport Fund</b>	<b>Beginning Balance:</b>	<b>265,391.80</b>
			<b>186,699.32</b>
21100.40	Wells Fargo Bank Investment Interest	.42	6.98
21100.41	Wells Fargo Repo Investment Interest	47.65	305.05
21100.43	Wells Fargo Trust Investment Interest	1.30	18.61
21100.46	Wells Fargo Investment Investment Interest	69.68	328.90
21100.55	Multi-Bank Securities Investment Interest	1.15	159.83
21100.70	Vining Sparks Investment Interest	109.77	873.13
21100.80	Stifel Nicolaus & Company Investment Interest	17.40	222.30
73160.0	Deposits	344,783.10	1,556,411.58
73750.0	Revenue Transfer	(476.32)	6,189.01
90930.0	Warrants Redeemed	(134,365.12)	(711,927.10)
91220.0	Disbursed by County Treasurer	(104,770.20)	(668,476.98)
	<b>Ending Balance:</b>	<b>370,810.63</b>	<b>370,810.63</b>

Monthly Statement Detail

Date	Notes	Doc #	Amount	C/D
<b>6116421002 Superstition FMD Ground Transport Fund</b>			<b>Beginning Balance: 265,391.80</b>	
12/02	21100.40 Wells Fargo Bank Investment Interest	0	.42	C
12/02	21100.41 Wells Fargo Repo Investment Interest	0	47.65	C
12/03	21100.43 Wells Fargo Trust Investment Interest	0	1.30	C
12/02	21100.46 Wells Fargo Investment Investment Interest	0	69.68	C
12/10	21100.46 Wells Fargo Investment Investment Interest	0	1.27	C
12/16	21100.46 Wells Fargo Investment Investment Interest	0	14.33	C
12/30	21100.46 Wells Fargo Investment Investment Interest	0	14.84	C
12/02	21100.55 Multi-Bank Securities Investment Interest	0	1.15	C
12/23	21100.70 Vining Sparks Investment Interest	0	64.01	C
12/23	21100.70 Vining Sparks Investment Interest	0	14.80	C
12/27	21100.70 Vining Sparks Investment Interest	0	18.34	C
12/30	21100.70 Vining Sparks Investment Interest	0	12.62	C
12/02	21100.80 Stifel Nicolaus & Company Investment Interest	0	17.40	C
12/05	73160.0 Deposits	0	83,665.00	C
12/11	73160.0 Deposits	0	87.30	C
12/12	73160.0 Deposits	0	66,695.00	C
12/18	73160.0 Deposits	0	1,700.80	C
12/19	73160.0 Deposits	0	61,125.00	C



Pinal County Treasurer

Monthly Statement

Date Range: 12/1/2019 to 12/31/2019

12/31	WIRED MONEY TO GROUND TRANSPORT FUND	0	131,510.00	C
73750.0 Revenue Transfer			Source Code Total: (476.32)	
12/02	Labor Relations Expense Correction	0	(476.32)	C
90930.0 Warrants Redeemed			Source Code Total: (134,365.12)	
12/02	Paid Warrants	0	(21,914.36)	D
12/03	Paid Warrants	0	(7,014.36)	D
12/04	Paid Warrants	0	(15,576.70)	D
12/05	Paid Warrants	0	(691.26)	D
12/06	Paid Warrants	0	(257.97)	D
12/09	Paid Warrants	0	(19,009.72)	D
12/10	Paid Warrants	0	(699.08)	D
12/11	Paid Warrants	0	(3,211.21)	D
12/12	Paid Warrants	0	(2,158.25)	D
12/13	Paid Warrants	0	(2,794.99)	D
12/16	Paid Warrants	0	(92.13)	D
12/17	Paid Warrants	0	(14,259.93)	D
12/18	Paid Warrants	0	(2,671.20)	D
12/19	Paid Warrants	0	(1,284.47)	D
12/20	Paid Warrants	0	(1,229.75)	D
12/23	Paid Warrants	0	(3,707.93)	D
12/24	Paid Warrants	0	(16.05)	D
12/26	Paid Warrants	0	(4,877.58)	D
12/27	Paid Warrants	0	(2,231.22)	D
12/30	Paid Warrants	0	(16,018.25)	D
12/31	Paid Warrants	0	(14,648.71)	D
91220.0 Disbursed by County Treasurer			Source Code Total: (104,770.20)	
12/11	Ambulatory Emp Payroll Direct Deposit	0	(32,316.80)	D
12/11	District Fed & State P/R Taxes	0	(13,459.76)	D
12/11	District 457, union dues, pac	0	(7,845.11)	D
12/26	Ambulatory Emp Payroll Direct Deposit	0	(30,840.89)	D
12/26	District Federal & State P/R Taxes	0	(12,462.57)	D
12/26	District 457, union dues, pac	0	(7,845.07)	D

6116421002 Superstition FMD Ground Transport Fund **Ending Balance: 370,810.63**

**Warrant Detail**

Payee Name	Warrant	Amount	Issue Dt	Status Dt	Voucher
<b>6116421002 Superstition FMD Ground Transport Fund</b>					Account Total: 170,197.76
Fund: 1130					Fund Total: 131,583.19
Status: OUTS					Status Total: 23,345.21 <b>(H)</b>
PAMELA E VAN WINKLE	1130002771	97.57	02/13/19	02/13/19	
JACQUELYN CARRIGAN	1130002849	77.03	03/20/19	03/20/19	
SUZETTE PULVIRENTI	1130002912	5.00	04/10/19	04/10/19	
DANE VILLALOBOS	1130002923	83.79	04/10/19	04/10/19	
BRIGHT HEALTH COMPANY	1130003017	156.14	05/15/19	05/15/19	
MYRA L WOLFF	1130003233	103.61	08/07/19	08/07/19	
STANDARD INSURANCE COMPANY	1130003327	794.24	09/11/19	09/11/19	
APACHE JUNCTION UNIFIED	1130003470	1,720.59	11/20/19	01/02/20	
FRANK THOMPSON	1130003486	80.00	11/20/19	11/21/19	
CADWELL IRREVOCABLE TRUST III	1130003493	137.59	11/20/19	11/21/19	
APACHE JUNCTION UNIFIED	1130003529	1,265.45	12/11/19	01/02/20	
CHAMBER OF COMMERCE	1130003544	125.00	12/18/19	12/18/19	
WATER UTILITIES COMM FD DBA	1130003546	130.55	12/18/19	01/03/20	
AZ DPS	1130003548	22.00	12/18/19	12/18/19	
DELTA DENTAL INSURANCE COMPANY	1130003554	80.37	12/18/19	01/02/20	
BEATRICE I ERICKSON	1130003558	50.00	12/18/19	01/03/20	
WINGFIELD FAMILY LIVING TRUST	1130003559	109.20	12/18/19	12/18/19	
VERNON KVERNUM	1130003560	111.31	12/18/19	01/02/20	
KITTY E NESS	1130003561	115.39	12/18/19	01/02/20	



Pinal County Treasurer

Monthly Statement

Date Range: 12/1/2019 to 12/31/2019

GRAEME BINCH	1130003562	92.28	12/18/19	12/18/19
PHOENIX TECHNOLOGY SOLUTIONS	1130003564	33.00	12/18/19	01/02/20
WATER UTILITIES COMM FD DBA	1130003572	17.32	12/30/19	12/30/19
ARIZONA WATER COMPANY, INC.	1130003573	89.61	12/30/19	12/30/19
BOUND TREE MEDICAL LLC	1130003574	4,248.48	12/30/19	12/30/19
ELLIOTT AUTO SUPPLY CO, INC.	1130003575	218.87	12/30/19	12/30/19
LIBERTY WATER COMPANY, INC.	1130003576	45.62	12/30/19	12/30/19
GOVDIRECT, INC	1130003577	369.27	12/30/19	12/30/19
PROFESSIONAL SALES & SERVICE	1130003578	1,469.96	12/30/19	12/30/19
IMAGE TREND, INC.	1130003579	10,108.57	12/30/19	12/30/19
PITNEY BOWES	1130003580	46.85	12/30/19	12/30/19
SALT RIVER PROJECT	1130003581	900.11	12/30/19	12/30/19
TOSHIBA BUSINESS SOLUTIONS,INC	1130003582	258.27	12/30/19	12/30/19
WAXIE'S ENTERPRISES, INC	1130003583	182.17	12/30/19	12/30/19
Status: PAID				Status Total: 108,237.98
MAUREEN BELLMAN	1130003317	16.05	09/11/19	12/24/19
ARIZONA PHYSICIANS IPA INC	1130003405	7.88	10/16/19	12/06/19
ARIZONA PHYSICIANS IPA INC	1130003407	101.49	10/16/19	12/06/19
AA COOLING AND HEATING LLC	1130003467	601.67	11/20/19	12/02/19
AFLAC	1130003469	525.96	11/20/19	12/04/19
WATER UTILITIES COMM FD DBA	1130003471	132.56	11/20/19	12/02/19
BUD'S BULK ICE SERVICE, INC	1130003477	409.58	11/20/19	12/02/19
CINDY ELBERT INSURANCE SERVICE	1130003479	5,847.02	11/20/19	12/02/19
COOKSON DOOR SALES OF AZ, INC	1130003480	99.34	11/20/19	12/04/19
DELTA DENTAL OF ARIZONA	1130003481	988.46	11/20/19	12/02/19
KANSAS STATE BANK OF MANHATTAN	1130003485	79.20	11/20/19	12/02/19
ETHEL LEA REGELE	1130003487	115.69	11/20/19	12/04/19
VERNA R MATLICK	1130003489	104.21	11/20/19	12/02/19
TRICARE FOR LIFE	1130003490	93.19	11/20/19	12/11/19
MERVIN E OSTERMANN	1130003492	92.13	11/20/19	12/16/19
PHOENIX TECHNOLOGY SOLUTIONS	1130003495	33.00	11/20/19	12/02/19
RIGHT AWAY DISPOSAL, LLC	1130003497	100.82	11/20/19	12/02/19
SUPERIOR PRINTING INC DBA	1130003498	118.94	11/20/19	12/02/19
TIGER MECHANICAL SERVICES LLC	1130003500	275.00	11/20/19	12/02/19
UNITED HEALTHCARE INSURANCE CO	1130003502	13,223.90	11/20/19	12/02/19
WATER UTILITIES COMM FD DBA	1130003505	21.03	11/26/19	12/05/19
ARIZONA WATER COMPANY, INC.	1130003506	23.60	11/26/19	12/06/19
AT&T CORP	1130003507	409.32	11/26/19	12/05/19
BENCHMARK INSURANCE COMPANY	1130003508	5,793.26	11/26/19	12/03/19
CITY OF MESA	1130003509	16,388.84	11/26/19	12/09/19
MEDLINE INDUSTRIES, INC.	1130003510	621.43	11/26/19	12/04/19
STANDARD INSURANCE COMPANY	1130003511	768.37	11/26/19	12/04/19
TELEFLEX LLC	1130003512	1,221.10	11/26/19	12/03/19
MATLICK ENTERPRISES INC DBA	1130003513	973.27	11/26/19	12/04/19
ARIZONA WATER COMPANY, INC.	1130003514	95.84	12/04/19	12/12/19
ARIZONAWATERCONDITIONING DBA	1130003515	145.91	12/04/19	12/13/19
BOUND TREE MEDICAL LLC	1130003516	1,967.98	12/04/19	12/11/19
CITY OF APACHE JUNCTION	1130003517	1,744.22	12/04/19	12/13/19
COOKSON DOOR SALES OF AZ, INC	1130003518	1,914.12	12/04/19	12/12/19
CSC ELECTRICAL CONTRACTOR, LLC	1130003519	304.75	12/04/19	12/19/19
GINCO PLUMBING LLC	1130003520	88.20	12/04/19	12/11/19
WEX BANK DBA	1130003521	904.86	12/04/19	12/13/19
MAGIC PEST CONTROL	1130003522	115.30	12/04/19	12/12/19
MEDIACOM	1130003523	2,459.16	12/04/19	12/09/19
MEDIACOM	1130003524	161.72	12/04/19	12/09/19
SALT RIVER PROJECT	1130003525	933.14	12/04/19	12/11/19
SUPERSTITION MOUNTAINS CFD #1	1130003526	128.70	12/04/19	12/11/19
SUPERSTITION SAFETY SERV, LLC	1130003527	32.99	12/04/19	12/12/19
WAXIE'S ENTERPRISES, INC	1130003528	699.08	12/04/19	12/10/19
APACHE OXY-MED INC DBA	1130003530	700.00	12/11/19	12/20/19
BUD'S BULK ICE SERVICE, INC	1130003531	129.88	12/11/19	12/23/19
CITY OF APACHE JUNCTION	1130003532	1,954.04	12/11/19	12/23/19



Pinal County Treasurer

Monthly Statement

Date Range: 12/1/2019 to 12/31/2019


COOPER'S SEWER & DRAIN INC	1130003533	40.00	12/11/19	12/20/19
ST HELEN AUTO & HARDWARE, INC.	1130003534	90.52	12/11/19	12/20/19
CADWELL IRREVOCABLE TRUST III	1130003535	137.59	12/11/19	12/18/19
PROPHET NETWORK INTEGRATION,IN	1130003536	1,437.14	12/11/19	12/17/19
REDBURN TIRE COMPANY, INC.	1130003537	2,533.61	12/11/19	12/18/19
SOLVENT RECY-CLEAN, INC	1130003538	37.67	12/11/19	12/17/19
SOUTHWEST GAS CORPORATION	1130003539	48.11	12/11/19	12/20/19
UNIFIRST CORPORATION	1130003540	351.12	12/11/19	12/20/19
VERIZON WIRELESS SERVICES LLC	1130003541	496.25	12/11/19	12/19/19
AETNA BEHAVIORAL HEALTH, LLC	1130003542	215.04	12/18/19	12/30/19
AFLAC	1130003543	350.64	12/18/19	12/31/19
AMERIGAS PROPANE LP	1130003545	38.36	12/18/19	12/31/19
ARIZONA WATER COMPANY, INC.	1130003547	83.33	12/18/19	12/27/19
BPCWS, PLLC	1130003549	1,710.45	12/18/19	12/27/19
CHASE	1130003550	1,678.60	12/18/19	12/30/19
CITY OF MESA	1130003551	13,163.57	12/18/19	12/30/19
COOKSON DOOR SALES OF AZ, INC	1130003552	333.00	12/18/19	12/30/19
DELTA DENTAL OF ARIZONA	1130003553	988.46	12/18/19	12/31/19
HEALTHCARE MEDICAL WASTE, INC	1130003555	279.91	12/18/19	12/27/19
KANSAS STATE BANK OF MANHATTAN	1130003556	79.20	12/18/19	12/31/19
LEONE C ANDERSON	1130003557	1,624.01	12/18/19	12/23/19
CADWELL IRREVOCABLE TRUST III	1130003563	137.59	12/18/19	12/26/19
CENTURYLINK	1130003565	88.91	12/18/19	12/30/19
CENTURYLINK	1130003566	539.13	12/18/19	12/30/19
GARY A. SMITH, MD, PLLC	1130003567	3,750.00	12/18/19	12/26/19
STANDARD INSURANCE COMPANY	1130003568	744.00	12/18/19	12/26/19
MATLICK ENTERPRISES INC DBA	1130003569	245.99	12/18/19	12/26/19
UNITED HEALTHCARE INSURANCE CO	1130003570	13,192.05	12/18/19	12/31/19
VISION SERVICE PLAN	1130003571	157.53	12/18/19	12/27/19
Fund: 1131				Fund Total: 38,614.57
Status: OUTS				Status Total: 12,487.43
JAMES R. VAUGHN, PC TRUST ACCOUNT	1131000489	197.47	12/27/19	01/03/20
ARIZONA STATE RETIREMENT SYSTEM	1131000490	12,164.96	12/27/19	12/26/19
AZ FF RETIREE HEALTH TRUST FUND	1131000491	125.00	12/27/19	12/26/19
Status: PAID				Status Total: 26,127.14
JAMES R. VAUGHN, PC TRUST ACCOUNT	1131000483	260.91	11/29/19	12/05/19
ARIZONA STATE RETIREMENT SYSTEM	1131000484	12,472.64	11/29/19	12/04/19
AZ FF RETIREE HEALTH TRUST FUND	1131000485	125.00	11/29/19	12/06/19
JAMES R. VAUGHN, PC TRUST ACCOUNT	1131000486	358.47	12/13/19	12/19/19
ARIZONA STATE RETIREMENT SYSTEM	1131000487	12,785.12	12/13/19	12/17/19
AZ FF RETIREE HEALTH TRUST FUND	1131000488	125.00	12/13/19	12/19/19
	Count	Amount		
Total OUTS:	36	35,832.64		
Total PAID:	82	134,365.12		

CASH RECEIPTS

December 2019 Transport

Date	Control #	Amount	Account #	Description
12/4/2019		83,665.00		
		<b>83,665.00</b>		Wire Transfer C-1
12/11/2019		87.30	150.10.42180.10	AETNA/inv 5637/ck 0099148806
		<b>87.30</b>		C-2
12/12/2019		66,695.00		
		<b>66,695.00</b>		Wire Transfer C-3
12/18/2019		1,700.80	150.10.42180.10	Pro Credit/inv 5646/ck 115944
		<b>1,700.80</b>		C-2
12/19/2019		61,125.00		
		<b>61,125.00</b>		Wire Transfer C-4
12/31/2019		131,510.00		
		<b>131,510.00</b>		Wire Transfer C-5
December 2019 Totals		<b>344,783.10</b>		

C



# Pinal County Treasurer Pending Treasurer Receipt

Control No. 340967

**Treasurer's Office Use**

Receipt No.: \_\_\_\_\_

Posted By: \_\_\_\_\_

Receipt Date: 12/5/2019    Cash: \$0.00    Submitted By: JenniferBurke1  
 Total Amount: \$83,665.00    Check: \$0.00    Department: Superstition Fire & Medical District  
    Wire/Direct Deposit: \$83,665.00  
    Credit Card: \$0.00

GL	Source	Cost	Object	Subsid	Subled	Type	Notes	Amount
6116421002	73160.0						WIRED MONEY TO GROUND TRANSPORT FUND	\$83,665.00

C-1

**Superstition Fire & Medical District**  
**AR Payment Register (Detail)**  
 Bank ID: Equal To M

Check No. / Payment ID	Payee Name / Customer Name	Invoice No. / Account Number	Amount Paid
<b>BANK: M - GROUND TRANSPORT FUND CHECKING</b>			
<b>DEPOSIT: 2,707</b>	<b>DATE: 12/11/19</b>		
99148806	Aetna/inv 5637/99148806 (ONETIMECUST)	Check Invoice : 005637	\$87.30 \$87.30
		<b>CHECK # 99148806 TOTAL:</b>	<b>\$87.30</b>
		<b>DEPOSIT 2,707 TOTAL:</b>	<b>\$87.30</b>
<b>DEPOSIT: 2,712      DATE: 12/18/19</b>			
115944	Prof Credit/inv 5646/ck 115944 Professional Credit (PROCRE)	Check Invoice : 005646	\$1,700.80 \$1,700.80
		<b>CHECK # 115944 TOTAL:</b>	<b>\$1,700.80</b>
		<b>DEPOSIT 2,712 TOTAL:</b>	<b>\$1,700.80</b>
		<b>TOTAL FOR BANK ID: M</b>	<b>\$1,788.10</b>
		<b>GRAND TOTAL OF ALL CHECKS:</b>	<b>\$1,788.10</b>
		<b>GRAND TOTAL OF ALL CREDIT CARDS:</b>	<b>\$0.00</b>
		<b>GRAND TOTAL OF ALL CASH:</b>	<b>\$0.00</b>
		<b>GRAND TOTAL OF ALL EFT:</b>	<b>\$0.00</b>
		<b>GRAND TOTAL OF ALL PAYMENTS:</b>	<b>\$1,788.10</b>
		<b>GRAND TOTAL OF ALL ADJUSTMENTS:</b>	<b>\$0.00</b>
		<b>COMBINED TOTAL:</b>	<b>\$1,788.10</b>

c-2





Control No. 341258

# Pinal County Treasurer Pending Treasurer Receipt

Treasurer's Office Use

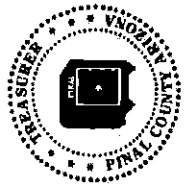
Receipt No.:

Posted By:

Receipt Date: 12/12/2019    Cash: \$0.00    Submitted By: JenniferBurke1  
 Total Amount: \$66,695.00    Check: \$0.00    Department: Superstition Fire & Medical District  
    Wire/Direct Deposit: \$66,695.00  
    Credit Card: \$0.00

GL	Source	Cost	Object	Subsid	Subled	Type	Notes	Amount
6116421002	73160.0						WIRED MONEY TO GROUND TRANSPORT FUND	\$66,695.00

03



Control No. 341575

# Pinal County Treasurer Pending Treasurer Receipt

Treasurer's Office Use

Receipt No.:

Posted By:

Receipt Date: 12/19/2019 Cash: \$0.00 Submitted By: JenniferBurke1  
 Total Amount: \$61,125.00 Check: \$0.00 Department: Superstition Fire & Medical District  
 Wire/Direct Deposit: \$61,125.00  
 Credit Card: \$0.00

GL	Source	Cost	Object	Subsid	Subled	Type	Notes	Amount
6116421002	73160.0						WIRED MONEY TO GROUND TRANSPORT FUND	\$61,125.00

C-4



Control No. 341947

# Pinal County Treasurer Pending Treasurer Receipt

<b>Treasurer's Office Use</b>  Receipt No.: _____  Posted By: _____
---

Receipt Date: 12/31/2019    Cash: \$0.00    Submitted By: JenniferBurke1  
 Total Amount: \$131,510.00    Check: \$0.00    Department: Superstition Fire & Medical District  
    Wire/Direct Deposit: \$131,510.00  
    Credit Card: \$0.00

GL	Source	Cost	Object	Subsid	Subled	Type	Notes	Amount
6116421002	73160.0						WIRED MONEY TO GROUND TRANSPORT FUND	\$131,510.00

C-S

Superstition Fire & Medical District  
 GL Account Ledger - Detail By Period  
 12/1/2019 through 12/31/2019

1/6/20  
 8:38:45 AM

Batch	Journal	Entry #	Date	Job	Document	Description	Debits	Credits	Balance
150-10-10	150-10					PAYROLL ACCOUNT (TRANSPORT)			(\$703,340.13)
17246	PR	766154	12/13/19		486 - 3767	Payroll All Freq 12/8/2019	-	51,672.89	(755,013.02)
17247	J	766179	12/13/19		JE1204	Paydate 12.13.19 Rcls	-	13,459.76	(768,472.78)
17247	J	766183	12/13/19		JE1204	Paydate 12.13.19 Rcls	-	1,757.61	(770,230.39)
17272	PR	766827	12/27/19		489 - 3813	Payroll All Freq 12/22/2019	-	49,415.78	(819,646.17)
17274	J	766857	12/27/19		JE1206	Paydate 12/27/19 Rcls	-	12,462.57	(832,108.74)
17274	J	766861	12/27/19		JE1206	Paydate 12/27/19 Rcls	-	1,757.61	(833,866.35)
						<b>PAYROLL ACCOUNT (TRANSPORT) TOTALS:</b>	<b>\$0.00</b>	<b>\$130,526.22</b>	<b>(\$833,866.35)</b>
						<b>TOTAL OF LEDGER:</b>	<b>\$0.00</b>	<b>\$130,526.22</b>	<b>(\$833,866.35)</b>

(F)

# Commercial Checking Acct Public Funds

Account number: 4942920083 ■ December 1, 2019 - December 31, 2019 ■ Page 1 of 6



SUPERSTITION FIRE & MEDICAL DISTRICT  
GROUND TRANSPORTATION  
565 N IDAHO RD  
APACHE JUNCTION AZ 85119-4014

## Questions?

Call your Customer Service Officer or Client Services  
**1-800-AT WELLS** (1-800-289-3557)  
5:00 AM TO 6:00 PM Pacific Time Monday - Friday

Online: [wellsfargo.com](http://wellsfargo.com)

Write: Wells Fargo Bank, N.A. (182)  
PO Box 63020  
San Francisco, CA 94163

## Account summary

### Commercial Checking Acct Public Funds

$\frac{100}{120.00}$        $\frac{150}{-115.04}$  (J)

Account number	Beginning balance	Total credits	Total debits	Ending balance
4942920083	\$1,914.24	\$342,973.86	-\$344,883.14	\$4.96

## Credits

### Electronic deposits/bank credits

Effective date	Posted date	Amount	Transaction detail
	12/02	593.34	Merchant Service Merch Dep 191128 8029396648 Superstition Fire and
	12/02	6,938.82	Noridian Azutmt Hcclaimpmt 191126 1184003220 TRN*1*891938763*1450173185~
	12/02	1,188.47	Aetna AS01 Hcclaimpmt 1184003220 TRN*1*819330000306290*1066033492\
	12/02	967.64	Ahcccs Programma Hcclaimpmt 191127 201911271100501 TRN*1*201911271100501*1866004791*Fsv
	12/02	300.00	Pnp Billpayment Payables 120219 6500 Apache Junction Fire D
	12/02	237.64	Hhp Texas Hcclaimpmt 191202 362703 TRN*1*011840012606729*1610994632\
	12/02	169.57	Humana Ins CO Efpayment 191202 362703 TRN*1*001290047359745*1391263473\
	12/02	90.02	Aetna AS01 Hcclaimpmt 1184003220 TRN*1*819330000306287*1066033492\
	12/03	100.00	Merchant Service Merch Dep 191201 8029396648 Superstition Fire and
	12/03	737.75	Noridian Azutmt Hcclaimpmt 191128 1184003220 TRN*1*891943257*1450173185~
	12/03	367.26	Hhp Texas Hcclaimpmt 191203 362703 TRN*1*011840012609225*1610994632\
	12/03	359.12	Hhp Texas Hcclaimpmt 191203 362703 TRN*1*011840012608578*1610994632\
	12/03	225.80	Humana Ins CO Hcclaimpmt 191203 362703 TRN*1*001290047393308*1391263473\
	12/03	204.99	Aetna H09 Hcclaimpmt 1184003220 TRN*1*161127190340503*1066033492\

**Electronic deposits/bank credits (continued)**

Effective date	Posted date	Amount	Transaction detail
	12/03	104.97	36 Treas 310 Misc Pay 120319 xxxxx0012 SE*15*088167432\GE*1*45071632\lea*1*045071598\
	12/04	3,596.63	Merchant Service Merch Dep 191203 8029396648 Superstition Fire and
	12/04	3,404.69	Mercy Care Plan Hcclaimpmt 191203 00145658 TRN*1*5367894*1860527381*Ahcccs Acute\
	12/04	2,939.64	Bcbs of Arizona Hcclaimpmt 191202 1184003220 TRN*1*419650250*1860004538\
	12/04	1,963.79	Noridian Azutmt Hcclaimpmt 191202 1184003220 TRN*1*891947711*1450173185~
	12/04	422.37	Aetna H09 Hcclaimpmt 1184003220 TRN*1*161129190265295*1066033492\
	12/04	289.08	Bcbs of Arizona Hcclaimpmt 191202 1184003220 TRN*1*419655520*1860004538\
	12/04	250.00	Mercy Care Plan Hcclaimpmt 191203 00145658 TRN*1*5369052*1860527381*Altcs General\
	12/05	46,095.00	WT Seq#70555 Superstition Fire & Med /Org=Superstition Fire & Medical Distri Srf# Gb00000029626947 Trn#191205070555 Rfb# 395
	12/05	425.00	Merchant Service Merch Dep 191204 8029396648 Superstition Fire and
	12/05	9,660.27	Noridian Azutmt Hcclaimpmt 191203 1184003220 TRN*1*891952271*1450173185~
	12/05	289.08	Bcbs of Arizona Hcclaimpmt 191203 1184003220 TRN*1*419708840*1860004538\
	12/05	262.33	Optum Lifeprint Hcclaimpmt 091000017705479 TRN*1*7705479*1272337487~
	12/05	198.43	Hhp Texas Hcclaimpmt 191205 362703 TRN*1*011840012611338*1610994632\
	12/06	50.00	Merchant Service Merch Dep 191205 8029396648 Superstition Fire and
	12/06	1,898.87	Ahcccs Programma Hcclaimpmt 191204 201912041106094 TRN*1*201912041106094*1866004791*Ffsv
	12/06	1,291.07	Aetna AS01 Hcclaimpmt 1184003220 TRN*1*819337000291176*1066033492\
	12/06	1,168.21	Noridian Azutmt Hcclaimpmt 191204 1184003220 TRN*1*891956443*1450173185~
	12/09	1,887.14	Merchant Service Merch Dep 191206 8029396648 Superstition Fire and
	12/09	50.00	Merchant Service Merch Dep 191207 8029396648 Superstition Fire and
	12/09	4,028.17	Noridian Azutmt Hcclaimpmt 191205 1184003220 TRN*1*891961150*1450173185~
	12/09	454.15	Optum Lifeprint Hcclaimpmt 091000018360610 TRN*1*8360610*1272337487~
	12/09	400.00	Pnp Billpayment 120419Sett 191209 6500 Apache Junction Fire D
	12/09	210.08	Bcbs of Arizona Hcclaimpmt 191205 1184003220 TRN*1*419807664*1860004538\
	12/10	265.00	Merchant Service Merch Dep 191208 8029396648 Superstition Fire and
	12/10	188.19	Merchant Service Merch Dep 191209 8029396648 Superstition Fire and
	12/10	12,334.11	Noridian Azutmt Hcclaimpmt 191206 1184003220 TRN*1*891965748*1450173185~
	12/10	308.25	Bcbs of Arizona Hcclaimpmt 191206 1184003220 TRN*1*419853171*1860004538\

**Electronic deposits/bank credits (continued)**

Effective date	Posted date	Amount	Transaction detail
	12/10	300.00	Pnp Billpayment 120519Sett 191210 6500 Apache Junction Fire D
	12/11	25.00	Merchant Service Merch Dep 191210 8029396648 Superstition Fire and
	12/11	2,230.12	Noridian Azutmt Hcclaimpmt 191209 1184003220 TRN*1*891970046*1450173185~
	12/11	1,533.68	36 Treas 310 Misc Pay 121119 xxxxx0012 23\GE*1*45310923\lea*1*045310889\
	12/11	1,224.84	Mercy Care Plan Hcclaimpmt 191210 00145658 TRN*1*5373993*1860527381*Ahcccs Acute\
	12/11	406.76	Palmetto Gba Hcclaimpmt 191206 1184003220 TRN*1*807053939*1571062326~
	12/11	195.28	Bcbs of Arizona Hcclaimpmt 191209 1184003220 TRN*1*420004237*1860004538\
	12/12	34,550.00	WT Seq#68132 Superstition Fire & Med /Org=Superstition Fire & Medical Distri Srf# Gb00000029795674 Trn#191212068132 Rfb# 398
	12/12	439.62	Merchant Service Merch Dep 191211 8029396648 Superstition Fire and
	12/12	1,444.71	Bcbs of Arizona Hcclaimpmt 191210 1184003220 TRN*1*420050179*1860004538\
	12/12	314.25	Noridian Azutmt Hcclaimpmt 191210 1184003220 TRN*1*891972365*1450173185~
	12/12	300.00	Pnp Billpayment 120919Sett 191212 6500 Apache Junction Fire D
	12/12	107.84	Bcbs of Arizona Hcclaimpmt 191210 1184003220 TRN*1*420052048*1860004538\
	12/12	90.77	Humana Ins CO Efpayment 191212 362703 TRN*1*001290047579171*1391263473\
	12/13	60.00	Merchant Service Merch Dep 191212 8029396648 Superstition Fire and
	12/13	772.80	Ahcccs Programma Hcclaimpmt 191211 201912111111151 TRN*1*201912111111151*1866004791*Ffsv
	12/13	471.04	Bcbs of Arizona Hcclaimpmt 191211 1184003220 TRN*1*420103229*1860004538\
	12/13	278.46	36 Treas 310 Misc Pay 121319 xxxxx0012 *1*045394872\
	12/13	200.00	Pnp Billpayment 121019Sett 191213 6500 Apache Junction Fire D
	12/16	1,400.55	Merchant Service Merch Dep 191213 8029396648 Superstition Fire and
	12/16	25.00	Merchant Service Merch Dep 191214 8029396648 Superstition Fire and
	12/16	706.38	Noridian Azutmt Hcclaimpmt 191212 1184003220 TRN*1*891977755*1450173185~
	12/16	472.12	Optum Lifeprint Hcclaimpmt 091000010834309 TRN*1*0834309*1272337487~
	12/16	99.08	Bcbs of Arizona Hcclaimpmt 191212 1184003220 TRN*1*420159558*1860004538\
	12/17	2,480.20	Hhp Texas Hcclaimpmt 191217 362703 TRN*1*011840012619280*1610994632\
	12/17	1,406.46	Hhp Texas Hcclaimpmt 191217 362703 TRN*1*011840012619520*1610994632\
	12/17	905.59	Humana Ins CO Efpayment 191217 362703 TRN*1*001290047679577*1391263473\
	12/17	300.64	Noridian Azutmt Hcclaimpmt 191213 1184003220 TRN*1*891981690*1450173185~

**Electronic deposits/bank credits (continued)**

Effective date	Posted date	Amount	Transaction detail
	12/17	256.88	Humana Cha Disb Hcclaimpmt 191217 362703 TRN*1*014840100943621*1611013183\
	12/17	253.44	Optum Lifepoint Hcclaimpmt 091000011136983 TRN*1*1136983*1272337487~
	12/17	241.98	Aetna H09 Hcclaimpmt 1184003220 TRN*1*161212190343638*1066033492\
	12/17	239.12	Humana Ins CO Epayment 191217 362703 TRN*1*001290047699603*1391263473\
	12/17	238.39	Hbpil Hcclaimpmt 191217 362703 TRN*1*000420012873632*1371326199\
	12/18	4,602.08	Bcbs of Arizona Hcclaimpmt 191216 1184003220 TRN*1*420353931*1860004538\
	12/18	4,136.62	Mercy Care Plan Hcclaimpmt 191217 00145658 TRN*1*5380021*1860527381*Ahcccs Acute\
	12/18	1,540.61	Mercy Care Plan Hcclaimpmt 191217 00145658 TRN*1*5382795*1860527381* Mercy Care Advantage - S
	12/18	675.35	Aetna H09 Hcclaimpmt 1184003220 TRN*1*161213190445044*1066033492\
	12/18	367.03	36 Treas 310 Misc Pay 121819 xxxxx0012 SE*15*088625550\GE*1*45529750\lea*1*045529716\
	12/19	38,315.00	WT Seq#79916 Superstition Fire & Med /Org=Superstition Fire & Medical Distri Srf# Gb00000029979886 Trn#191219079916 Rfb# 401
	12/19	418.30	Bcbs of Arizona Hcclaimpmt 191217 1184003220 TRN*1*420400452*1860004538\
	12/19	375.79	Humana Cha Disb Hcclaimpmt 191219 362703 TRN*1*014840100946460*1611013183\
	12/19	88.06	Bcbs of Arizona Hcclaimpmt 191217 1184003220 TRN*1*420402662*1860004538\
	12/20	2,149.45	Merchant Service Merch Dep 191219 8029396648 Superstition Fire and
	12/20	3,307.81	Aetna AS01 Hcclaimpmt 1184003220 TRN*1*819351000499114*1066033492\
	12/20	1,518.14	Aetna A04 Hcclaimpmt 1184003220 TRN*1*819351000499138*1066033492\
	12/20	1,163.06	Hhp Texas Hcclaimpmt 191220 362703 TRN*1*011840012620367*1610994632\
	12/20	477.59	Aetna A04 Hcclaimpmt 1184003220 TRN*1*819351000499116*1066033492\
	12/20	439.57	Aetna H09 Hcclaimpmt 1184003220 TRN*1*161217190678509*1066033492\
	12/20	186.94	Aetna AS01 Hcclaimpmt 1184003220 TRN*1*819351000499095*1066033492\
	12/23	1,715.64	Merchant Service Merch Dep 191220 8029396648 Superstition Fire and
	12/23	33.94	Merchant Service Merch Dep 191221 8029396648 Superstition Fire and
	12/23	502.52	Humana Cha Disb Hcclaimpmt 191223 362703 TRN*1*014840100951341*1611013183\
	12/23	293.61	Mercy Care Plan Hcclaimpmt 191220 00145658 TRN*1*5383878*1860527381*Altcs General\
	12/23	20.00	Pnp Billpayment 121819Sett 191223 6500 Apache Junction Fire D
	12/24	1,231.65	Optum Lifepoint Hcclaimpmt 091000012132321 TRN*1*2132321*1272337487~
	12/24	20.00	Pnp Billpayment 121919Sett 191224 6500 Apache Junction Fire D
	12/26	50.00	Merchant Service Merch Dep 191224 8029396648 Superstition Fire and





**Electronic deposits/bank credits (continued)**

Effective date	Posted date	Amount	Transaction detail
	12/26	25,113.87	Noridian Azutmt Hcclaimpmt 191220 1184003220 TRN*1*892005206*1450173185~
	12/26	4,310.85	Mercy Care Plan Hcclaimpmt 191224 00145658 TRN*1*5385908*1860527381*Ahcccs Acute\
	12/26	3,943.98	Bcbs of Arizona Hcclaimpmt 191223 1184003220 TRN*1*420702201*1860004538\
	12/26	365.92	Mercy Care Plan Hcclaimpmt 191224 00145658 TRN*1*5388722*1860527381* Mercy Care Advantage - S
	12/27	100.00	Merchant Service Merch Dep 191225 8029396648 Superstition Fire and
	12/27	7,297.00	Noridian Azutmt Hcclaimpmt 191223 1184003220 TRN*1*892009379*1450173185~
	12/27	254.93	Optum Lifeprint Hcclaimpmt 091000012460453 TRN*1*2460453*1272337487~
	12/27	199.17	Humana Ins CO Efpayment 191227 362703 TRN*1*001290047848644*1391263473\
	12/27	20.00	Pnp Billpayment 122419Sett 191227 6500 Apache Junction Fire D
	12/30	290.00	Merchant Service Merch Dep 191228 8029396648 Superstition Fire and
	12/30	1,526.62	Aetna AS01 Hcclaimpmt 1184003220 TRN*1*819358000288280*1066033492\
	12/30	1,162.28	Aetna AS01 Hcclaimpmt 1184003220 TRN*1*819358000288279*1066033492\
	12/30	1,159.45	Ahcccs Programma Hcclaimpmt 191226 201912261122596 TRN*1*201912261122596*1866004791*Ffsv
	12/30	949.01	Bcbs of Arizona Hcclaimpmt 191226 1184003220 TRN*1*420853881*1860004538\
	12/30	355.26	Noridian Azutmt Hcclaimpmt 191226 1184003220 TRN*1*892014096*1450173185~
	12/30	174.01	Humana Ins CO Hcclaimpmt 191230 362703 TRN*1*001290047871321*1391263473\
	12/31	67,055.00	WT Seq#89323 Superstition Fire & Med /Org=Superstition Fire & Medical Distri Srf# Gb00000030234905 Trn#191231089323 Rfb# 404
	12/31	25.00	Merchant Service Merch Dep 191230 8029396648 Superstition Fire and
	12/31	1,593.98	Bcbs of Arizona Hcclaimpmt 191227 1184003220 TRN*1*420906582*1860004538\
	12/31	1,109.58	Noridian Azutmt Hcclaimpmt 191227 1184003220 TRN*1*892018392*1450173185~
	12/31	1,023.08	Hhp Texas Hcclaimpmt 191231 362703 TRN*1*011840012628790*1610994632\
	12/31	310.17	Humana Ins CO Efpayment 191231 362703 TRN*1*001290047942000*1391263473\
	12/31	120.00	Pnp Billpayment 122619Sett 191231 6500 Apache Junction Fire D
		<b>\$342,973.86</b>	<b>Total electronic deposits/bank credits</b>
		<b>\$342,973.86</b>	<b>Total credits</b>



**Debits**

**Electronic debits/bank debits**

<i>Effective date</i>	<i>Posted date</i>	<i>Amount</i>	<i>Transaction detail</i>
	12/02	328.14	Merchant Service Merch Fee 191130 8029396648 Superstition Fire and
	12/05	83,665.00	WT Seq#70588 Pinal County /Bnf=Pinal County Master Sr## Gw00000029627187 Trn#191205070588 Rfb# 397
	12/05	300.00	WT Seq#70577 Pinal County /Bnf=Pinal County Master Sr## Gw00000029626061 Trn#191205070577 Rfb# 396
	12/12	66,695.00	WT Seq#68169 Pinal County /Bnf=Pinal County Master Sr## Gw00000029795680 Trn#191212068169 Rfb# 400
	12/12	1,000.00	WT Seq#68154 Pinal County /Bnf=Pinal County Master Sr## Gw00000029795676 Trn#191212068154 Rfb# 399
	12/19	61,125.00	WT Seq#79949 Pinal County /Bnf=Pinal County Master Sr## Gw00000029979887 Trn#191219079949 Rfb# 403
	12/19	200.00	WT Seq#79922 Pinal County /Bnf=Pinal County Master Sr## Gw00000029980023 Trn#191219079922 Rfb# 402
	12/31	131,510.00	WT Seq#89342 Pinal County /Bnf=Pinal County Master Sr## Gw00000030234908 Trn#191231089342 Rfb# 406
	12/31	60.00	WT Seq#89332 Pinal County /Bnf=Pinal County Master Sr## Gw00000030235064 Trn#191231089332 Rfb# 405
		<b>\$344,883.14</b>	<b>Total electronic debits/bank debits</b>
		<b>\$344,883.14</b>	<b>Total debits</b>

**Daily ledger balance summary**

<i>Date</i>	<i>Balance</i>	<i>Date</i>	<i>Balance</i>	<i>Date</i>	<i>Balance</i>
11/30	1,914.24	12/11	30,451.72	12/20	9,248.44
12/02	12,071.60	12/12	3.91	12/23	11,814.15
12/03	14,171.49	12/13	1,786.21	12/24	13,065.80
12/04	27,037.69	12/16	4,489.34	12/26	46,850.42
12/05	2.80	12/17	10,812.04	12/27	54,721.52
12/06	4,410.95	12/18	22,133.73	12/30	60,338.15
12/09	11,440.49	12/19	5.88	12/31	4.96
12/10	24,836.04				
<b>Average daily ledger balance</b>		<b>\$16,613.27</b>			

# Commercial Checking Acct Public Funds

Account number: 4797829967 ■ December 1, 2019 - December 31, 2019 ■ Page 1 of 2

WELLS  
FARGO

SUPERSTITION FIRE & MEDICAL DISTRICT  
TRANSPORT LOCKBOX ACCOUNT  
565 N IDAHO RD  
APACHE JUNCTION AZ 85119-4014

## Questions?


Call your Customer Service Officer or Client Services  
**1-800-AT WELLS** (1-800-289-3557)  
5:00 AM TO 6:00 PM Pacific Time Monday - Friday

Online: [wellsfargo.com](http://wellsfargo.com)

Write: Wells Fargo Bank, N.A. (182)  
PO Box 63020  
San Francisco, CA 94163

## Account summary

### Commercial Checking Acct Public Funds

Account number	Beginning balance	Total credits	Total debits	Ending balance
4797829967	\$10,608.88	\$191,151.37	-\$186,245.00	\$15,515.25 

## Credits

### Deposits

Effective date	Posted date	Amount	Transaction detail
	12/02	35,337.52	Wholesale Lockbox Deposit Los Angeles Box 845500 Deposit 1
	12/03	150.00	Wholesale Lockbox Deposit Los Angeles Box 845500 Deposit 1
	12/05	5,394.12	Wholesale Lockbox Deposit Los Angeles Box 845500 Deposit 1
	12/06	4,832.18	Wholesale Lockbox Deposit Los Angeles Box 845500 Deposit 1
	12/09	23,272.47	Wholesale Lockbox Deposit Los Angeles Box 845500 Deposit 1
	12/10	1,053.48	Wholesale Lockbox Deposit Los Angeles Box 845500 Deposit 1
	12/12	775.50	Wholesale Lockbox Deposit Los Angeles Box 845500 Deposit 1
	12/13	5,454.17	Wholesale Lockbox Deposit Los Angeles Box 845500 Deposit 1
	12/16	26,502.11	Wholesale Lockbox Deposit Los Angeles Box 845500 Deposit 1
	12/17	5,369.60	Wholesale Lockbox Deposit Los Angeles Box 845500 Deposit 1
	12/18	212.20	Wholesale Lockbox Deposit Los Angeles Box 845500 Deposit 1
	12/19	91.25	Wholesale Lockbox Deposit Los Angeles Box 845500 Deposit 1
	12/20	6,272.77	Wholesale Lockbox Deposit Los Angeles Box 845500 Deposit 1
	12/23	23,570.54	Wholesale Lockbox Deposit Los Angeles Box 845500 Deposit 1
	12/24	13,771.92	Wholesale Lockbox Deposit Los Angeles Box 845500 Deposit 1
	12/26	6,912.18	Wholesale Lockbox Deposit Los Angeles Box 845500 Deposit 1
	12/27	6,806.41	Wholesale Lockbox Deposit Los Angeles Box 845500 Deposit 1
	12/30	21,115.83	Wholesale Lockbox Deposit Los Angeles Box 845500 Deposit 1
	12/31	4,257.12	Wholesale Lockbox Deposit Los Angeles Box 845500 Deposit 1
		<b>\$191,151.37</b>	<b>Total deposits</b>
		<b>\$191,151.37</b>	<b>Total credits</b>



**Debits**

**Electronic debits/bank debits**

<i>Effective date</i>	<i>Posted date</i>	<i>Amount</i>	<i>Transaction detail</i>
	12/05	46,095.00	WT Seq#70555 Superstition Fire & Med /Bnf=Superstition Fire & Medical Distri Sr# Gb00000029626947 Trn#191205070555 Rfb# 395
	12/12	34,550.00	WT Seq#68132 Superstition Fire & Med /Bnf=Superstition Fire & Medical Distri Sr# Gb00000029795674 Trn#191212068132 Rfb# 398
	12/19	38,315.00	WT Seq#79916 Superstition Fire & Med /Bnf=Superstition Fire & Medical Distri Sr# Gb00000029979886 Trn#191219079916 Rfb# 401
	12/20	230.00	Deposited Item Retn Unpaid - Paper 191220
	12/31	67,055.00	WT Seq#89323 Superstition Fire & Med /Bnf=Superstition Fire & Medical Distri Sr# Gb00000030234905 Trn#191231089323 Rfb# 404
		<b>\$186,245.00</b>	<b>Total electronic debits/bank debits</b>
		<b>\$186,245.00</b>	<b>Total debits</b>

**Daily ledger balance summary**

<i>Date</i>	<i>Balance</i>	<i>Date</i>	<i>Balance</i>	<i>Date</i>	<i>Balance</i>
11/30	10,608.88	12/12	779.15	12/23	29,706.79
12/02	45,946.40	12/13	6,233.32	12/24	43,478.71
12/03	46,096.40	12/16	32,735.43	12/26	50,390.89
12/05	5,395.52	12/17	38,105.03	12/27	57,197.30
12/06	10,227.70	12/18	38,317.23	12/30	78,313.13
12/09	33,500.17	12/19	93.48	12/31	15,515.25
12/10	34,553.65	12/20	6,136.25		
<b>Average daily ledger balance</b>		<b>\$27,969.30</b>			

1/6/20  
11:48:28 AM

# Superstition Fire & Medical District

## Balance Sheet

As of 12/31/2019

FUND: (150) Not Defined

### Assets

#### Current Assets

Fund Cash (Transport)	\$1,184,244.55	
Payroll Account (Transport)	(833,866.35)	
Total Current Assets		<u>\$350,378.20</u> (L)
<b>Total Assets</b>		<u><u>\$350,378.20</u></u>

### Liabilities and Equity

#### Current Liabilities

Sales Tax Payable	\$152.08	
Voluntary Long Term Disability Ins	(370.39)	
Voluntary Supplemental Life Insurance	(147.61)	
Due To Other Funds	2,646,237.57	
Total Current Liabilities		<u>\$2,645,871.65</u>
<b>Total Liabilities</b>		<u>\$2,645,871.65</u>

#### Equity


Fund Balance - Transport Fund	\$(2,427,130.75)	
Current Year Profit/Loss	131,637.30	
Total Equity		<u>(2,295,493.45)</u>
<b>Total Liabilities and Equity</b>		<u><u>\$350,378.20</u></u>



Manage your account online:  
[www.chase.com/ink](http://www.chase.com/ink)

Customer Service:  
1-800-945-2028

Mobile: Download the  
Chase Mobile® app today



New Balance  
**\$13,182.33**  
Minimum Payment Due  
**\$131.00**  
Payment Due Date  
**01/04/20**

**Late Payment Warning:** If we do not receive your minimum payment by the due date, you may have to pay up to a \$39 late fee.  
**Minimum Payment Warning:** Enroll in Auto-Pay and avoid missing a payment. To enroll, call the number on the back of your card or go to the web site listed above.

### ACCOUNT SUMMARY



150 (M)  
\$1,678.60

VENDOR # Chase m  
ACCOUNT # \_\_\_\_\_  
APPROVAL  
DATE PAID 12/18/19  
WARRANT # \_\_\_\_\_  
3550

000001 FIS33339 C 1

Y 0 10 19/12/10

Page 1 of 3

06630 MA DA 25100 34410000010002510001



P.O. BOX 15123  
WILMINGTON, DE 19850-5123  
For Undeliverable Mail Only

Get updates on the go  
Log on to [chase.com/alerts](http://chase.com/alerts)

42463152523264810001310001318233000000006



\$ \_\_\_\_\_ Amount Enclosed  
Make/Mail to Chase Card Services at the address below:

25100 BEX 9 34419 C  
ROGER WOOD  
SUPERSTITION FIRE  
585 N IDAHO RD  
APACHE JUNCTION AZ 85119-4014

CARDMEMBER SERVICE  
PO BOX 6294  
CAROL STREAM IL 60197-6294

500016028 15952523264815

ACCOUNT ACTIVITY

Date of Transaction	Merchant Name or Transaction Description	\$ Amount
11/23	Payment ThankYou Image Check	-7,835.59
11/23	Payment ThankYou Image Check	-1,007.05
11/23	PNP AZ DOR TAXFEE info@pointand MI	-1,528.30
12/05	AZ DEPT OF REVENUE TMACCONNEL@AZ AZ	199.56
12/05	ROGER WOOD TRANSACTIONS THIS CYCLE (CARD 6481) \$9966.69- INCLUDING PAYMENTS RECEIVED	
12/05	PERKINSON REPROGRAPHICS 602-3933131 AZ	264.71
12/06	RIVERSIDE RESORT HTL&CAS 7022982535 NV	-100.00
12/03	CIRCLE K 00420 BULLHEAD CITY AZ	59.00
12/04	RIVERSIDE RESORT HTL&CAS LAUGHLIN NV	100.00
12/05	PAYPAL *CAZFIRE 402-935-7733 CA	800.00
11/26	FIRE DEPARTMENT SAFETY 248-880-1864 MI	399.00
12/04	IN *FIRE DEPARTMENT SAFET 248-8801864 MI	1,980.00
12/04	STAPLS7302609486000001 877-8267755 NJ	567.98
12/04	STAPLS7302609486000003 877-8267755 NJ	43.68
12/05	STAPLS7302631153000001 877-8267755 NJ	371.17
12/05	STAPLS7302609486000002 877-8267755 NJ	10.34
11/15	Amazon.com *VQ0KP7D33 Amzn.com/bill WA	55.88
11/26	LABORLAWCENTER, INC 714-754-1813 CA	191.68
12/09	FRY'S 0665 APACHE JUNCTI AZ	100.00
11/16	THE HOME DEPOT 404 MESA AZ	15.10
12/08	PAYPAL *EBAY MONKEYLOVE7 402-935-7733 CA	-28.50
11/19	AMZN Mktp US*DB92U6SP3 Amzn.com/bill WA	109.59
12/03	AMZN Mktp US*N78BU7IK3 Amzn.com/bill WA	44.94
12/03	FEDEX 498032673 MEMPHIS TN	46.67
12/05	RIDENOW POWERSPORTS- A APACHE JUNCTI AZ	170.07
12/07	PAYPAL *EBAY MONKEYLOVE7 402-935-7733 CA	28.50
12/06	WWW COSTCO COM 800-955-2292 WA	719.98
12/09	AMZN Mktp US*SE6ZO2Q53 Amzn.com/bill WA	16.43
11/12	THE HOME DEPOT 404 MESA AZ	27.04
11/20	ONE BEAT CPR LEARNING 855-663-2328 FL	5,758.00
11/22	PROMOTIONS NOW promotionenow NJ	250.25
11/25	SAFE KIDS WORLDWIDE 202-6620600 DC	55.00
12/04	POSITIVE PROMOTIONS 800-8352666 NY	921.57
	TINA GEROLA TRANSACTIONS THIS CYCLE (CARD 6473) \$7011.86	

2019 Totals Year-to-Date	
Total fees charged in 2019	\$8.91
Total interest charged in 2019	\$0.00

Year-to-date totals do not reflect any fee or interest refunds you may have received.

# Superstition Fire & Medical District Monthly Pinal County Treasurer's Bank Account Reconciliation

## 200 Capital Projects Fund

### Reconciliation References:

- A Previous month's bank ending balance / current month's bank beginning balance
- B Interest Income
- C Current month's property tax receipts (real and personal)
- D Current month's revenue transfer
- E Current month's Accounts Payable disbursements
- F Current month's refunded interest
- G Current month's bank ending balance
- H Cash Balance per G/L Balance Sheet





**Superstition Fire & Medical District  
Capital Project (Fund 200) Cash Reconciliation  
Fiscal Year 2019- 2020  
12/31/2019**

	Deposits (Cash Receipts)	Cash Disbursements	Book Balance
Book Balance as of: 12/1/2019			<u>\$1,027,197.19</u> (A)
<u>Activity During the Month</u>			
Journal Entries:			
Interest Income (Expense):	1,092.35		1,092.35 (B)
Deposits			-
Revenue Transfer	(845.53)		(845.53) (D)
Cash Receipts			
2017 Real Estate Taxes			-
2018 Real Estate Taxes	1,454.13		1,454.13
2019 Real Estate Taxes	102,463.66		102,463.66
2017 Pers. Prop. Taxes	57.42		57.42
2018 Pers. Prop. Taxes	286.81		286.81
2019 Pers. Prop. Taxes	12,630.56		12,630.56
SRP Contributions			-
Cash Disbursements			
A) Accounts Payable		(133.00)	(133.00) (E)
B) Transfer In / Out			-
C) Refund Interest		(0.06)	(0.06) (F)
	<u>\$117,139.40</u>	<u>(133.06)</u>	<u>\$1,144,203.53</u>
<u>Pinal County Bank Balance</u>			
Ending Bank Balance as of: 12/31/2019		Balance from YTD Column	<u>\$ 1,144,203.53</u> (G)
Less: Outstanding Warrants		Check #	
			-
			<u>\$ 1,144,203.53</u>
Prepared by: <u>[Signature]</u> 1/6/2020			Balance per B/S \$ 1,144,203.53 (H)
Reviewed by: <u>[Signature]</u> 4/7/2020			Difference \$ -



Pinal County Treasurer

Monthly Statement

Date Range: 12/1/2019 to 12/31/2019

Account	Period	YTD		
<b>6116421101</b>	<b>Superstition Fire &amp; Medical Dist Capital Projects</b>			
Begin Balance:	(A) 1,027,197.19	713,906.74		
Income:	117,139.40	644,992.12		
LOC Advance:	.00	.00		
Expense:	(133.06)	(214,695.33)	LOC:	.00
LOC Payments:	.00	.00	Warrants Outstanding:	.00
Cash Balance:	(G) 1,144,203.53	1,144,203.53	End:	1,144,203.53

Monthly Statement Summary

Source Code	Description	MTDAmount	YTDAmount
<b>6116421101</b>	<b>Superstition Fire &amp; Medical Dist Capital Projects</b>	<b>Beginning Balance:</b>	<b>1,027,197.19</b>
			<b>713,906.74</b>
11100.2017	2017 Real Estate Taxes	.00	.19
11100.2018	2018 Real Estate Taxes	1,454.13	7,706.46
11100.2019	2019 Real Estate Taxes	102,463.66	578,910.22
12100.2017	2017 Personal Property Taxes	57.42	309.83
12100.2018	2018 Personal Property Taxes	286.81	1,353.39
12100.2019	2019 Personal Property Taxes	12,630.56	56,981.48
14100.0	Salt River Contribution	.00	14,055.40
21100.40	Wells Fargo Bank Investment Interest	2.30	25.15
21100.41	Wells Fargo Repo Investment Interest	259.40	1,156.73
21100.43	Wells Fargo Trust Investment Interest	7.06	71.01
21100.46	Wells Fargo Investment Investment Interest	286.65	1,177.35
21100.55	Multi-Bank Securities Investment Interest	4.57	502.89
21100.70	Vining Sparks Investment Interest	463.35	2,976.87
21100.80	Stifel Nicolaus & Company Investment Interest	69.02	793.83
73750.0	Revenue Transfer	(845.53)	(21,028.68)
90400.0	Refund Interest	(.06)	(.67)
90930.0	Warrants Redeemed	(133.00)	(214,694.66)
	<b>Ending Balance:</b>	<b>1,144,203.53</b>	<b>1,144,203.53</b>

Monthly Statement Detail

Date	Notes	Doc #	Amount	C/D
<b>6116421101 Superstition Fire &amp; Medical Dist Capital Projects</b>			<b>Beginning Balance: 1,027,197.19</b>	
11100.2018	2018 Real Estate Taxes		Source Code Total: 1,454.13	
12/02	Tax Distribution	0	3.21	C
12/02	Tax Distribution	0	4.71	C
12/03	Tax Distribution	0	19.45	C
12/03	Tax Distribution	0	.32	C
12/03	Tax Distribution	0	3.19	C
12/04	Tax Distribution	0	54.70	C
12/04	Tax Distribution	0	47.31	C
12/04	Tax Distribution	0	17.13	C
12/05	Tax Distribution	0	59.33	C
12/06	Tax Distribution	0	46.16	C
12/06	Tax Distribution	0	10.47	C
12/06	Tax Distribution	0	16.19	C
12/09	Tax Distribution	0	45.74	C
12/09	Tax Distribution	0	5.20	C
12/10	Tax Distribution	0	35.87	C
12/10	Tax Distribution	0	1.32	C
12/10	Tax Distribution	0	.10	C
12/11	Tax Distribution	0	9.42	C



Pinal County Treasurer

Monthly Statement

Date Range: 12/1/2019 to 12/31/2019

12/11	Tax Distribution	0	.25	C
12/11	Tax Distribution	0	14.43	C
12/11	Tax Distribution	0	3.19	C
12/12	Tax Distribution	0	40.80	C
12/13	Tax Distribution	0	20.07	C
12/13	Tax Distribution	0	3.93	C
12/16	Tax Distribution	0	144.46	C
12/17	Tax Distribution	0	111.77	C
12/17	Tax Distribution	0	43.84	C
12/18	Tax Distribution	0	(9.42)	C
12/18	Tax Distribution	0	129.61	C
12/18	Tax Distribution	0	7.65	C
12/18	Tax Distribution	0	20.64	C
12/20	Tax Distribution	0	11.59	C
12/20	Tax Distribution	0	15.86	C
12/23	Tax Distribution	0	39.19	C
12/23	Tax Distribution	0	1.52	C
12/23	Tax Distribution	0	6.77	C
12/24	Tax Distribution	0	12.46	C
12/24	Tax Distribution	0	28.56	C
12/26	Tax Distribution	0	.09	C
12/27	Tax Distribution	0	3.08	C
12/30	Tax Distribution	0	15.15	C
12/30	Tax Distribution	0	1.46	C
12/30	Tax Distribution	0	56.92	C
12/31	Tax Distribution	0	42.42	C
12/31	Tax Distribution	0	34.75	C
12/31	Tax Distribution	0	273.27	C
11100.2019	2019 Real Estate Taxes		Source Code Total: 102,463.66	
12/02	Tax Distribution	0	602.48	C
12/02	Tax Distribution	0	1,496.26	C
12/02	Tax Distribution	0	1,209.00	C
12/02	Tax Distribution	0	87.33	C
12/03	Tax Distribution	0	153.29	C
12/03	Tax Distribution	0	1,575.03	C
12/03	Tax Distribution	0	955.28	C
12/03	Tax Distribution	0	2,178.26	C
12/03	Tax Distribution	0	1,591.14	C
12/04	Tax Distribution	0	1,947.75	C
12/04	Tax Distribution	0	912.46	C
12/04	Tax Distribution	0	546.61	C
12/04	Tax Distribution	0	170.70	C
12/05	Tax Distribution	0	258.28	C
12/05	Tax Distribution	0	648.75	C
12/05	Tax Distribution	0	1,182.19	C
12/05	Tax Distribution	0	413.63	C
12/06	Tax Distribution	0	(13.18)	C
12/06	Tax Distribution	0	626.74	C
12/06	Tax Distribution	0	292.32	C
12/06	Tax Distribution	0	2,417.68	C
12/09	Tax Distribution	0	639.27	C
12/09	Tax Distribution	0	1,030.04	C
12/09	Tax Distribution	0	1,331.50	C
12/09	Tax Distribution	0	81.75	C
12/10	Tax Distribution	0	720.14	C
12/10	Tax Distribution	0	1,578.02	C
12/10	Tax Distribution	0	2,246.49	C



Pinal County Treasurer

Monthly Statement

Date Range: 12/1/2019 to 12/31/2019

12/10	Tax Distribution	0	690.20	C
12/10	Tax Distribution	0	108.15	C
12/11	Tax Distribution	0	47.29	C
12/11	Tax Distribution	0	2,224.01	C
12/11	Tax Distribution	0	862.33	C
12/11	Tax Distribution	0	1,536.35	C
12/12	Tax Distribution	0	1,117.90	C
12/12	Tax Distribution	0	1,133.70	C
12/12	Tax Distribution	0	697.40	C
12/13	Tax Distribution	0	1,650.08	C
12/13	Tax Distribution	0	32.11	C
12/13	Tax Distribution	0	508.25	C
12/13	Tax Distribution	0	54.47	C
12/16	Tax Distribution	0	291.99	C
12/16	Tax Distribution	0	2,247.62	C
12/16	Tax Distribution	0	5,213.04	C
12/16	Tax Distribution	0	1,965.26	C
12/17	Tax Distribution	0	401.26	C
12/17	Tax Distribution	0	756.83	C
12/17	Tax Distribution	0	110.29	C
12/17	Tax Distribution	0	45.25	C
12/18	Tax Distribution	0	3,822.20	C
12/18	Tax Distribution	0	1,272.22	C
12/18	Tax Distribution	0	1,735.01	C
12/18	Tax Distribution	0	1,225.05	C
12/19	Tax Distribution	0	(15.66)	C
12/19	Tax Distribution	0	2,993.51	C
12/19	Tax Distribution	0	319.04	C
12/19	Tax Distribution	0	885.37	C
12/20	Tax Distribution	0	1,140.62	C
12/20	Tax Distribution	0	13.77	C
12/20	Tax Distribution	0	259.30	C
12/20	Tax Distribution	0	2,221.62	C
12/23	Tax Distribution	0	1,186.84	C
12/23	Tax Distribution	0	1,151.24	C
12/23	Tax Distribution	0	1,831.49	C
12/23	Tax Distribution	0	675.43	C
12/24	Tax Distribution	0	520.19	C
12/24	Tax Distribution	0	4,246.99	C
12/24	Tax Distribution	0	5,845.33	C
12/24	Tax Distribution	0	1,408.14	C
12/26	Tax Distribution	0	387.52	C
12/26	Tax Distribution	0	1,908.77	C
12/26	Tax Distribution	0	2,354.59	C
12/26	Tax Distribution	0	1,026.12	C
12/27	Tax Distribution	0	(23.30)	C
12/27	Tax Distribution	0	8.38	C
12/27	Tax Distribution	0	1,089.97	C
12/27	Tax Distribution	0	1,316.22	C
12/30	Tax Distribution	0	1,549.73	C
12/30	Tax Distribution	0	150.29	C
12/30	Tax Distribution	0	751.71	C
12/30	Tax Distribution	0	2,234.86	C
12/30	Tax Distribution	0	1,062.84	C
12/30	Tax Distribution	0	11.68	C
12/31	Tax Distribution	0	4.08	C
12/31	Tax Distribution	0	2,728.26	C



Pinal County Treasurer

Monthly Statement

Date Range: 12/1/2019 to 12/31/2019

12/31	Tax Distribution	0	785.02	C
12/31	Tax Distribution	0	3,229.07	C
12/31	Tax Distribution	0	577.16	C
12100.2017 2017 Personal Property Taxes			Source Code Total:	57.42
12/02	Tax Distribution	0	1.78	C
12/02	Tax Distribution	0	3.19	C
12/04	Tax Distribution	0	5.05	C
12/04	Tax Distribution	0	.73	C
12/04	Tax Distribution	0	4.76	C
12/05	Tax Distribution	0	6.00	C
12/05	Tax Distribution	0	3.91	C
12/06	Tax Distribution	0	1.16	C
12/09	Tax Distribution	0	3.74	C
12/10	Tax Distribution	0	5.86	C
12/10	Tax Distribution	0	2.73	C
12/11	Tax Distribution	0	1.46	C
12/12	Tax Distribution	0	2.12	C
12/13	Tax Distribution	0	.89	C
12/16	Tax Distribution	0	1.66	C
12/17	Tax Distribution	0	1.65	C
12/20	Tax Distribution	0	.84	C
12/23	Tax Distribution	0	.73	C
12/24	Tax Distribution	0	1.05	C
12/26	Tax Distribution	0	3.10	C
12/30	Tax Distribution	0	4.31	C
12/31	Tax Distribution	0	.70	C
12100.2018 2018 Personal Property Taxes			Source Code Total:	286.81
12/02	Tax Distribution	0	4.21	C
12/02	Tax Distribution	0	.78	C
12/03	Tax Distribution	0	1.16	C
12/04	Tax Distribution	0	4.96	C
12/04	Tax Distribution	0	7.20	C
12/04	Tax Distribution	0	5.18	C
12/05	Tax Distribution	0	13.06	C
12/06	Tax Distribution	0	17.54	C
12/09	Tax Distribution	0	7.39	C
12/09	Tax Distribution	0	9.48	C
12/09	Tax Distribution	0	1.57	C
12/10	Tax Distribution	0	4.05	C
12/10	Tax Distribution	0	2.71	C
12/10	Tax Distribution	0	3.37	C
12/11	Tax Distribution	0	5.83	C
12/12	Tax Distribution	0	1.12	C
12/12	Tax Distribution	0	2.12	C
12/13	Tax Distribution	0	121.00	C
12/16	Tax Distribution	0	5.28	C
12/16	Tax Distribution	0	3.92	C
12/17	Tax Distribution	0	6.63	C
12/17	Tax Distribution	0	.54	C
12/18	Tax Distribution	0	6.14	C
12/18	Tax Distribution	0	1.00	C
12/18	Tax Distribution	0	6.54	C
12/19	Tax Distribution	0	1.55	C
12/20	Tax Distribution	0	.84	C
12/23	Tax Distribution	0	.73	C
12/23	Tax Distribution	0	2.21	C
12/24	Tax Distribution	0	23.50	C



Pinal County Treasurer

Monthly Statement

Date Range: 12/1/2019 to 12/31/2019

12/24	Tax Distribution	0	.39	C
12/26	Tax Distribution	0	2.54	C
12/26	Tax Distribution	0	3.22	C
12/27	Tax Distribution	0	1.55	C
12/30	Tax Distribution	0	4.31	C
12/31	Tax Distribution	0	1.17	C
12/31	Tax Distribution	0	2.02	C
12100.2019 2019 Personal Property Taxes			Source Code Total: 12,630.56	
12/02	Tax Distribution	0	49.48	C
12/02	Tax Distribution	0	210.18	C
12/02	Tax Distribution	0	141.66	C
12/02	Tax Distribution	0	16.12	C
12/03	Tax Distribution	0	191.78	C
12/03	Tax Distribution	0	193.82	C
12/03	Tax Distribution	0	207.74	C
12/03	Tax Distribution	0	115.92	C
12/03	Tax Distribution	0	19.68	C
12/04	Tax Distribution	0	6.04	C
12/04	Tax Distribution	0	273.35	C
12/04	Tax Distribution	0	174.98	C
12/04	Tax Distribution	0	57.29	C
12/04	Tax Distribution	0	10.48	C
12/05	Tax Distribution	0	124.26	C
12/05	Tax Distribution	0	79.97	C
12/05	Tax Distribution	0	77.19	C
12/05	Tax Distribution	0	127.53	C
12/06	Tax Distribution	0	52.47	C
12/06	Tax Distribution	0	28.99	C
12/06	Tax Distribution	0	234.34	C
12/09	Tax Distribution	0	20.24	C
12/09	Tax Distribution	0	149.94	C
12/09	Tax Distribution	0	347.54	C
12/09	Tax Distribution	0	3.31	C
12/10	Tax Distribution	0	1,488.54	C
12/10	Tax Distribution	0	98.18	C
12/10	Tax Distribution	0	243.47	C
12/10	Tax Distribution	0	60.12	C
12/10	Tax Distribution	0	29.08	C
12/11	Tax Distribution	0	2.69	C
12/11	Tax Distribution	0	217.58	C
12/11	Tax Distribution	0	283.07	C
12/11	Tax Distribution	0	135.49	C
12/12	Tax Distribution	0	183.38	C
12/12	Tax Distribution	0	127.94	C
12/12	Tax Distribution	0	94.07	C
12/13	Tax Distribution	0	329.21	C
12/13	Tax Distribution	0	88.72	C
12/13	Tax Distribution	0	6.72	C
12/16	Tax Distribution	0	173.35	C
12/16	Tax Distribution	0	257.41	C
12/16	Tax Distribution	0	761.18	C
12/16	Tax Distribution	0	54.21	C
12/17	Tax Distribution	0	57.50	C
12/17	Tax Distribution	0	87.84	C
12/17	Tax Distribution	0	65.72	C
12/17	Tax Distribution	0	89.44	C
12/18	Tax Distribution	0	107.21	C



Pinal County Treasurer

Monthly Statement

Date Range: 12/1/2019 to 12/31/2019

12/18	Tax Distribution	0	171.57	C
12/18	Tax Distribution	0	380.49	C
12/18	Tax Distribution	0	61.23	C
12/19	Tax Distribution	0	212.95	C
12/19	Tax Distribution	0	17.34	C
12/19	Tax Distribution	0	60.46	C
12/20	Tax Distribution	0	38.31	C
12/20	Tax Distribution	0	249.41	C
12/20	Tax Distribution	0	89.18	C
12/23	Tax Distribution	0	194.27	C
12/23	Tax Distribution	0	197.29	C
12/23	Tax Distribution	0	15.65	C
12/24	Tax Distribution	0	40.33	C
12/24	Tax Distribution	0	637.10	C
12/24	Tax Distribution	0	119.87	C
12/26	Tax Distribution	0	81.57	C
12/26	Tax Distribution	0	94.70	C
12/26	Tax Distribution	0	321.41	C
12/26	Tax Distribution	0	142.25	C
12/27	Tax Distribution	0	10.85	C
12/27	Tax Distribution	0	203.20	C
12/27	Tax Distribution	0	149.79	C
12/30	Tax Distribution	0	105.32	C
12/30	Tax Distribution	0	6.88	C
12/30	Tax Distribution	0	162.30	C
12/30	Tax Distribution	0	220.51	C
12/30	Tax Distribution	0	100.79	C
12/31	Tax Distribution	0	1.59	C
12/31	Tax Distribution	0	309.88	C
12/31	Tax Distribution	0	81.68	C
12/31	Tax Distribution	0	180.40	C
12/31	Tax Distribution	0	15.57	C
21100.40	Wells Fargo Bank Investment Interest		Source Code Total: 2.30	
12/02	Investment Interest	0	2.30	C
21100.41	Wells Fargo Repo Investment Interest		Source Code Total: 259.40	
12/02	Investment Interest	0	259.40	C
21100.43	Wells Fargo Trust Investment Interest		Source Code Total: 7.06	
12/03	Investment Interest	0	7.06	C
21100.46	Wells Fargo Investment Investment Interest		Source Code Total: 286.65	
12/02	Investment Interest	0	156.05	C
12/10	Investment Interest	0	5.18	C
12/16	Investment Interest	0	62.25	C
12/30	Investment Interest	0	63.17	C
21100.55	Multi-Bank Securities Investment Interest		Source Code Total: 4.57	
12/02	Investment Interest	0	4.57	C
21100.70	Vining Sparks Investment Interest		Source Code Total: 463.35	
12/23	Investment Interest	0	269.22	C
12/23	Investment Interest	0	62.42	C
12/27	Investment Interest	0	77.95	C
12/30	Investment Interest	0	53.76	C
21100.80	Stifel Nicolaus & Company Investment Interest		Source Code Total: 69.02	
12/02	Investment Interest	0	69.02	C
73750.0	Revenue Transfer		Source Code Total: (845.53)	
12/10	Stryker Payment Correction	0	(845.53)	C
90400.0	Refund Interest		Source Code Total: (.06)	
12/17	161928 T99-82-39599 2019 Adjustment/Corr Refund	161928	(.06)	D
90930.0	Warrants Redeemed		Source Code Total: (133.00)	



Pinal County Treasurer

Monthly Statement

Date Range: 12/1/2019 to 12/31/2019

12/09	Paid Warrants	0	(79.00)	D
12/30	Paid Warrants	0	(54.00)	D
6116421101 Superstition Fire & Medical Dist Capital Projects			<b>Ending Balance: 1,144,203.53</b>	

**Warrant Detail**

Payee Name	Warrant	Amount	Issue Dt.	Status Dt.	Voucher
<b>6116421101 Superstition Fire &amp; Medical Dist Capital Projects</b>					Account Total: 133.00
Fund: 1107					Fund Total: 133.00
Status: PAID					Status Total: 133.00
CITY OF MESA	1107000583	79.00	11/26/19	12/09/19	
CITY OF MESA	1107000584	54.00	12/18/19	12/30/19	
	<b>Count</b>	<b>Amount</b>			
<b>Total PAID:</b>	2	133.00			

(E)



**Superstition Fire & Medical District**

**Balance Sheet**

As of 12/31/2019

FUND: (200) Capital Projects Fund

**Assets**

**Current Assets**

Fund Cash - Capital Projects

\$1,144,203.53

Due From other funds

1,300,295.36

Total Current Assets

\$2,444,498.89

**Total Assets**

\$2,444,498.89

(H)  
- \$1,144,203<sup>53</sup>

**Liabilities and Equity**

**Equity**

Fund Balance - Capital Projects

\$2,013,838.92

Current Year Profit/Loss

430,659.97

Total Equity

2,444,498.89

**Total Liabilities and Equity**

\$2,444,498.89

# Superstition Fire & Medical District Monthly Pinal County Treasurer's Bank Account Reconciliation

## 400 Special Revenue Fund

### Reconciliation References:

- A Previous month's bank ending balance / current month's bank beginning balance
- B Interest Income
- C Current month's Deposits / Donations
- D Current month's Accounts Payable disbursements
- E Current month's bank ending balance
- F Cash Balance per G/L Balance Sheet
- G Chase MasterCard credit card payment – warrant #1105000281 (paid 12/18/19)



**Superstition Fire & Medical District  
Special Revenue (Fund 400) Cash Reconciliation  
Fiscal Year 2019 - 2020  
12/31/2019**

	Deposits (Cash Receipts)	Cash Disbursements	Book Balance
Book Balance as of: 12/1/2019			<u>\$47,406.78</u> (A)
<u>Activity During the Month</u>			
Journal Entries:			
Interest Income (Expense):	62.33		62.33 (B)
Cash Receipts			
46750 FEMA Grant Receipts			-
47020 AED Donations	6,000.00		6,000.00
47100 EMS Cardiac Donations			-
47110 EMS Equipment Donations			-
47120 Prevention/Pub Ed Donations			-
47130 General Donations	500.00		500.00
Deposits			-
Revenue Transfer			-
Cash Disbursements			
A) Accounts Payable		(5,835.09)	(5,835.09) (D)
B) Transfer In / Out			-
C) Refund Interest			-
	<u>\$6,562.33</u>	<u>(5,835.09)</u>	<u>\$48,134.02</u>
<u>Pinal County Bank Balance</u>			
Ending Bank Balance as of: 12/31/2019		Balance from YTD Column	<u>\$ 48,134.02</u> (E)
Less: Outstanding Warrants		Check #	-
			-
			-
			<u>\$ 48,134.02</u>
Prepared by: <u>[Signature]</u> 1/6/2020		Balance per B/S	<u>\$ 48,134.02</u> (F)
Reviewed by: <u>[Signature]</u> 1/2/2020		Difference	\$ -



Pinal County Treasurer

Monthly Statement

Date Range: 12/1/2019 to 12/31/2019

Account	Period	YTD		
<b>6116422901</b>	<b>Superstition Fire &amp; Medical Dist Special Revenue</b>			
Begin Balance:	(A) 47,406.78	48,437.86		
Income:	6,562.33	15,981.34		
LOC Advance:	.00	.00		
Expense:	(5,835.09)	(16,285.18)	LOC:	.00
LOC Payments:	.00	.00	Warrants Outstanding:	.00
Cash Balance:	(E) 48,134.02	48,134.02	End:	48,134.02

Monthly Statement Summary

Source Code	Description	MTDAmount	YTDAmount
<b>6116422901</b>	<b>Superstition Fire &amp; Medical Dist</b>	<b>Beginning Balance:</b>	<b>47,406.78</b>
	<b>Special Revenue</b>		<b>48,437.86</b>
21100.40	Wells Fargo Bank Investment Interest	.11	1.66
21100.41	Wells Fargo Repo Investment Interest	12.08	72.95
21100.43	Wells Fargo Trust Investment Interest	.33	4.68
21100.46	Wells Fargo Investment Investment Interest	17.68	77.59
21100.55	Multi-Bank Securities Investment Interest	.29	34.87
21100.70	Vining Sparks Investment Interest	27.46	197.29
21100.80	Stifel Nicolaus & Company Investment Interest	4.38	51.75
73160.0	Deposits	6,500.00	15,540.55
90930.0	Warrants Redeemed	(5,835.09)	(16,285.18)
	<b>Ending Balance:</b>	<b>48,134.02</b>	<b>48,134.02</b>

Monthly Statement Detail

Date	Notes	Doc #	Amount	C/D
<b>6116422901 Superstition Fire &amp; Medical Dist Special Revenue</b>			<b>Beginning Balance: 47,406.78</b>	
21100.40	Wells Fargo Bank Investment Interest		Source Code Total: .11	
12/02	Investment Interest	0	.11	C
21100.41	Wells Fargo Repo Investment Interest		Source Code Total: 12.08	
12/02	Investment Interest	0	12.08	C
21100.43	Wells Fargo Trust Investment Interest		Source Code Total: .33	
12/03	Investment Interest	0	.33	C
21100.46	Wells Fargo Investment Investment Interest		Source Code Total: 17.68	
12/02	Investment Interest	0	9.89	C
12/10	Investment Interest	0	.32	C
12/16	Investment Interest	0	3.73	C
12/30	Investment Interest	0	3.74	C
21100.55	Multi-Bank Securities Investment Interest		Source Code Total: .29	
12/02	Investment Interest	0	.29	C
21100.70	Vining Sparks Investment Interest		Source Code Total: 27.46	
12/23	Investment Interest	0	3.76	C
12/23	Investment Interest	0	16.23	C
12/27	Investment Interest	0	4.65	C
12/30	Investment Interest	0	2.82	C
21100.80	Stifel Nicolaus & Company Investment Interest		Source Code Total: 4.38	
12/02	Investment Interest	0	4.38	C
73160.0	Deposits		Source Code Total: 6,500.00	
12/11	400.10.47020.41 GC Methodist/inv 5638/ck 27192	0	4,500.00	C
12/18	400.10.47020.41 AJ Chamber/inv 5627/ck 4921	0	1,500.00	C
12/30	400.10.47130.10 M Lamp/inv 5663/ck 1284	0	500.00	C
90930.0	Warrants Redeemed		Source Code Total: (5,835.09)	
12/30	Paid Warrants	0	(5,835.09)	D
6116422901 Superstition Fire & Medical Dist Special Revenue			<b>Ending Balance: 48,134.02</b>	

Warrant Detail



Pinal County Treasurer

Monthly Statement

Date Range: 12/1/2019 to 12/31/2019

Payee Name	Warrant	Amount	Issue Dt	Status Dt	Voucher
<b>6116422901 Superstition Fire &amp; Medical Dist Special Revenue</b>					Account Total: 5,835.09
Fund: 1105					Fund Total: 5,835.09
Status: PAID					Status Total: 5,835.09
CHASE	1105000281	5,835.09	12/18/19	12/30/19	
	Count	Amount			
Total PAID:	1	5,835.09			

**Superstition Fire & Medical District**

**Balance Sheet**

As of 12/31/2019

FUND: (400) Special Revenue Fund

**Assets**

**Current Assets**

Fund Cash - Special Revenue Fund  
Total Current Assets

\$48,134.02

\$48,134.02

(F)

**Total Assets**

\$48,134.02

**Liabilities and Equity**

**Current Liabilities**

Sales Tax Payable  
Total Current Liabilities

\$322.45

\$322.45

**Total Liabilities**

\$322.45

**Equity**

Fund Balance - Special Revenue Fund  
Current Year Profit/Loss  
Total Equity

\$48,437.86

(626.29)

47,811.57

**Total Liabilities and Equity**


\$48,134.02



Manage your account online: [www.chase.com/ink](http://www.chase.com/ink)

Customer Service: 1-800-945-2028


Mobile: Download the Chase Mobile app today



New Balance  
**\$13,182.33**  
Minimum Payment Due  
**\$131.00**  
Payment Due Date  
**01/04/20**

**Late Payment Warning:** If we do not receive your minimum payment by the due date, you may have to pay up to a \$39 late fee.  
**Minimum Payment Warning:** Enroll in Auto-Pay and avoid missing a payment. To enroll, call the number on the back of your card or go to the web site listed above.

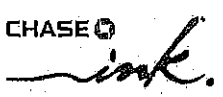
**ACCOUNT SUMMARY**



400 (G)  
\$ 5,835.09

VENDOR # chasem  
ACCOUNT # \_\_\_\_\_  
APPROVAL \_\_\_\_\_  
DATE PAID 12/18/19  
WAFFRANT # \_\_\_\_\_  
281

0000001 FIS33399 C 1 Y 9 10 19/12/10 Page 1 of 3 06630 MA DA 25100 34410000010002510001



P.O. BOX 15123  
WILMINGTON, DE 19850-5123  
For Undeliverable Mail Only

Get updates on the go  
Log on to [chase.com/alerts](http://chase.com/alerts)

42463152523264810001310001318233000000006



\$ \_\_\_\_\_ Amount Enclosed  
Make/Mail to Chase Card Services at the address below:

25100 BEX 9 34419 C  
ROGER WOOD  
SUPERSTITION FIRE  
565 N IOAHO RD  
APACHE JUNCTION AZ 85119-4014

CARDMEMBER SERVICE  
PO BOX 6294  
CAROL STREAM IL 60197-6294

500016028 15952523264815

**ACCOUNT ACTIVITY**

Date of Transaction	Merchant Name or Transaction Description	\$ Amount
11/23	Payment ThankYou Image Check	-7,835.59
11/23	Payment ThankYou Image Check	-1,007.05
11/23	Payment ThankYou Image Check	-1,528.30
12/05	PNP AZ DOR TAXFEE info@pointland MI	4.69
12/05	AZ DEPT OF REVENUE TMACCONNEL@AZ AZ	199.56
	ROGER WOOD TRANSACTIONS THIS CYCLE (CARD 6481) \$9966.69- INCLUDING PAYMENTS RECEIVED	
12/05	PERKINSON REPROGRAPHICS 602-3933131 AZ	264.71
	MIKE FARBER TRANSACTIONS THIS CYCLE (CARD 6523) \$264.71	
12/06	RIVERSIDE RESORT HTL&CAS 7022982535 NV	-100.00
12/03	CIRCLE K 00420 BULLHEAD CITY AZ	59.00
12/04	RIVERSIDE RESORT HTL&CAS LAUGHLIN NV	100.00
	JEFF CRANMER TRANSACTIONS THIS CYCLE (CARD 6549) \$59.00	
12/05	PAYPAL *CAZFIRE 402-935-7733 CA	800.00
	RICHARD MOONEY TRANSACTIONS THIS CYCLE (CARD 6572) \$800.00	
11/28	FIRE DEPARTMENT SAFETY 248-880-1864 MI	399.00
12/04	IN *FIRE DEPARTMENT SAFET 248-8801864 MI	1,980.00
12/04	STAPLS7302609486000001 877-8267755 NJ	567.98
12/04	STAPLS7302609486000003 877-8267755 NJ	43.68
12/05	STAPLS7302631153000001 877-8267755 NJ	371.17
12/05	STAPLS7302609486000002 877-8267755 NJ	10.34
	KELLY BARTZ TRANSACTIONS THIS CYCLE (CARD 6598) \$3372.17	
11/15	Amazon.com*VODKP7D33 Amzn.com/bill WA	55.88
11/26	LABORLAWCENTER, INC 714-754-1813 CA	191.68
	ANNA BUTEL TRANSACTIONS THIS CYCLE (CARD 6655) \$247.56	
12/09	FRY'S 0665 APACHE JUNCTI AZ	100.00
	BILLY WARREN TRANSACTIONS THIS CYCLE (CARD 6663) \$100.00	
11/16	THE HOME DEPOT 404 MESA AZ	15.10
	BRIAN WHITE TRANSACTIONS THIS CYCLE (CARD 6671) \$15.10	
12/08	PAYPAL *EBAY MONKEYLOVE7 402-935-7733 CA	-28.50
11/19	AMZN Mktp US*DB92U8SP3 Amzn.com/bill WA	109.59
12/03	AMZN Mktp US*N78BU7IK3 Amzn.com/bill WA	44.94
12/03	FEDEX 498032673 MEMPHIS TN	46.67
12/05	RIDENOW POWERSPORTS- A APACHE JUNCTI AZ	170.07
12/07	PAYPAL *EBAY MONKEYLOVE7 402-935-7733 CA	28.50
12/06	WWW COSTCO COM 800-955-2292 WA	719.98
12/09	AMZN Mktp US*SE6Z02QS3 Amzn.com/bill WA	16.43
	VAUGHN CROSHAW TRANSACTIONS THIS CYCLE (CARD 0687) \$1107.68	
11/12	THE HOME DEPOT 404 MESA AZ	27.04
11/20	ONE BEAT CPR LEARNING 855-663-2328 FL	5,756.00
11/22	PROMOTIONS NOW promotionsnow NJ	250.25
11/25	SAFE KIDS WORLDWIDE 202-6620600 DC	55.00
12/04	POSITIVE PROMOTIONS 800-6352666 NY	921.57
	TINA GEROLA TRANSACTIONS THIS CYCLE (CARD 6473) \$7011.86	

2019 Totals Year-to-Date	
Total fees charged in 2019	\$8.91
Total interest charged in 2019	\$0.00

Year-to-date totals do not reflect any fee or interest refunds you may have received.



# Superstition Fire & Medical District Monthly Pinal County Treasurer's Bank Account Reconciliation

## 500 Debt Principal Fund

### Reconciliation References:

- A Previous month's bank ending balance / current month's bank beginning balance
- B Interest Income
- C Current month's property tax receipts (real and personal)
- D Current month's refunded interest
- E Current month's bank ending balance
- F Cash Balance per G/L Balance Sheet  
\*consolidated account ending 1407 (original bond account) into 1409 (refinanced bond account)



**Superstition Fire & Medical District**  
**Debt Retirement Principal (Fund 500) Cash Reconciliation**  
**Fiscal Year 2019 - 2020**  
**12/31/2019**

	Deposits (Cash Receipts)	Cash Disbursements	Book Balance
Book Balance as of: 12/1/2019			\$526,691.80 (A)
<u>Activity During the Month</u>			
Journal Entries:			
Interest Income (Expense):	517.75		517.75 (B)
Cash Receipts			
2007 Real Estate Taxes			-
2008 Real Estate Taxes			-
2009 Real Estate Taxes			-
2010 Real Estate Taxes			-
2011 Real Estate Taxes			-
2012 Real Estate Taxes			-
2013 Real Estate Taxes			-
2014 Real Estate Taxes			-
2015 Real Estate Taxes			-
2016 Real Estate Taxes	0.08		0.08
2017 Real Estate Taxes			-
2018 Real Estate Taxes	918.87		918.87
2019 Real Estate Taxes	53,259.69		53,259.69 (C)
2008 Pers. Prop. Taxes			-
2009 Pers. Prop. Taxes			-
2010 Pers. Prop. Taxes	2.14		2.14
2011 Pers. Prop. Taxes			-
2012 Pers. Prop. Taxes			-
2013 Pers. Prop. Taxes	2.33		2.33
2014 Pers. Prop. Taxes	5.98		5.98
2015 Pers. Prop. Taxes	4.57		4.57
2016 Pers. Prop. Taxes	18.00		18.00
2017 Pers. Prop. Taxes	31.37		31.37
2018 Pers. Prop. Taxes	181.22		181.22
2019 Pers. Prop. Taxes	6,564.75		6,564.75
SRP Contributions			-
Deposits			
Revenue Transfer			
Cash Disbursements			
A) Accounts Payable			-
B) Transfer In / Out			-
C) Refund Interest		(0.03)	(0.03) (D)
	\$61,506.75	(0.03)	\$588,198.52

Pinal County Bank Balance

Ending Bank Balance as of: 12/31/2019      Balance from YTD Column      \$ 588,198.52 (E)

Less: Outstanding Warrants  
 Plus: Deposits in Transit

Check #

	-
	-
	-
	\$ 588,198.52

Prepared by: *Josh Duke 1/6/2020*  
 Reviewed by: *Roger Wood 1/7/2020*

Balance per B/S \$ 588,198.52 (F)

Difference \$ 1/6/2020 12:02 PM



Pinal County Treasurer

Monthly Statement

Date Range: 12/1/2019 to 12/31/2019

Account	Period	YTD	
<b>6116421409</b>	<b>Super Fire &amp; Med Debt Refunding Prin Series 2018</b>		
Begin Balance:	(A) 526,691.80	239,897.27	
Income:	61,506.75	348,301.63	
LOC Advance:	.00	.00	
Expense:	(.03)	(.38)	LOC: .00
LOC Payments:	.00	.00	Warrants Outstanding: .00
Cash Balance:	(E) 588,198.52	588,198.52	End: 588,198.52

Monthly Statement Summary

Source Code	Description	MTDAmount	YTDAmount
<b>6116421409</b>	<b>Super Fire &amp; Med Debt Refunding Prin Series 2018</b>	<b>Beginning Balance:</b>	<b>526,691.80</b>
			<b>239,897.27</b>
11100.2018	2018 Real Estate Taxes	918.87	4,869.57
11100.2019	2019 Real Estate Taxes	53,259.69	300,911.46
12100.2018	2018 Personal Property Taxes	181.22	855.17
12100.2019	2019 Personal Property Taxes	6,564.75	29,616.32
14100.0	Salt River Contribution	.00	7,305.95
18200.2008	2008 Taxes Transferred	.00	.03
18200.2009	2009 Taxes Transferred	.00	.41
18200.2010	2010 Taxes Transferred	2.14	3.88
18200.2011	2011 Taxes Transferred	.00	2.74
18200.2012	2012 Taxes Transferred	.00	10.66
18200.2013	2013 Taxes Transferred	2.33	15.36
18200.2014	2014 Taxes Transferred	5.98	31.05
18200.2015	2015 Taxes Transferred	4.57	35.37
18200.2016	2016 Taxes Transferred	18.08	79.00
18200.2017	2017 Taxes Transferred	31.37	169.38
21100.40	Wells Fargo Bank Investment Interest	1.16	14.69
21100.41	Wells Fargo Repo Investment Interest	130.17	667.97
21100.43	Wells Fargo Trust Investment Interest	3.54	36.72
21100.46	Wells Fargo Investment Investment Interest	136.97	726.57
21100.55	Multi-Bank Securities Investment Interest	2.34	394.02
21100.70	Vining Sparks Investment Interest	208.00	2,026.64
21100.80	Stifel Nicolaus & Company Investment Interest	35.57	528.67
90400.0	Refund Interest	(.03)	(.38)
	<b>Ending Balance:</b>	<b>588,198.52</b>	<b>588,198.52</b>

*Handwritten notes: \$60,989.00 (circled C), \$517.73 (circled B), (D)*

Monthly Statement Detail

Date	Notes	Doc #	Amount	C/D
<b>6116421409 Super Fire &amp; Med Debt Refunding Prin Series 2018</b>			<b>Beginning Balance: 526,691.80</b>	
11100.2018	2018 Real Estate Taxes		Source Code Total: 918.87	
12/02	Tax Distribution	0	2.03	C
12/02	Tax Distribution	0	2.98	C
12/03	Tax Distribution	0	12.29	C
12/03	Tax Distribution	0	.21	C
12/03	Tax Distribution	0	2.02	C
12/04	Tax Distribution	0	34.56	C
12/04	Tax Distribution	0	29.89	C
12/04	Tax Distribution	0	10.82	C
12/05	Tax Distribution	0	37.48	C
12/06	Tax Distribution	0	29.17	C
12/06	Tax Distribution	0	6.62	C



Pinal County Treasurer

Monthly Statement

Date Range: 12/1/2019 to 12/31/2019

12/06	Tax Distribution	0	10.22	C
12/09	Tax Distribution	0	28.90	C
12/09	Tax Distribution	0	3.29	C
12/10	Tax Distribution	0	22.67	C
12/10	Tax Distribution	0	.84	C
12/10	Tax Distribution	0	.06	C
12/11	Tax Distribution	0	5.95	C
12/11	Tax Distribution	0	.15	C
12/11	Tax Distribution	0	9.12	C
12/11	Tax Distribution	0	2.02	C
12/12	Tax Distribution	0	25.79	C
12/13	Tax Distribution	0	12.68	C
12/13	Tax Distribution	0	2.49	C
12/16	Tax Distribution	0	91.29	C
12/17	Tax Distribution	0	70.62	C
12/17	Tax Distribution	0	27.70	C
12/18	Tax Distribution	0	(5.95)	C
12/18	Tax Distribution	0	81.90	C
12/18	Tax Distribution	0	4.84	C
12/18	Tax Distribution	0	13.05	C
12/20	Tax Distribution	0	7.35	C
12/20	Tax Distribution	0	10.02	C
12/23	Tax Distribution	0	24.76	C
12/23	Tax Distribution	0	.96	C
12/23	Tax Distribution	0	4.28	C
12/24	Tax Distribution	0	7.87	C
12/24	Tax Distribution	0	18.05	C
12/26	Tax Distribution	0	.06	C
12/27	Tax Distribution	0	1.94	C
12/30	Tax Distribution	0	9.57	C
12/30	Tax Distribution	0	.93	C
12/30	Tax Distribution	0	35.96	C
12/31	Tax Distribution	0	26.80	C
12/31	Tax Distribution	0	21.96	C
12/31	Tax Distribution	0	172.66	C
11100.2019 2019 Real Estate Taxes			Source Code Total: 53,259.69	
12/02	Tax Distribution	0	313.17	C
12/02	Tax Distribution	0	777.75	C
12/02	Tax Distribution	0	628.40	C
12/02	Tax Distribution	0	45.38	C
12/03	Tax Distribution	0	79.69	C
12/03	Tax Distribution	0	818.70	C
12/03	Tax Distribution	0	496.51	C
12/03	Tax Distribution	0	1,132.24	C
12/03	Tax Distribution	0	827.07	C
12/04	Tax Distribution	0	1,012.44	C
12/04	Tax Distribution	0	474.32	C
12/04	Tax Distribution	0	284.13	C
12/04	Tax Distribution	0	88.74	C
12/05	Tax Distribution	0	134.24	C
12/05	Tax Distribution	0	337.21	C
12/05	Tax Distribution	0	614.49	C
12/05	Tax Distribution	0	215.00	C
12/06	Tax Distribution	0	(6.85)	C
12/06	Tax Distribution	0	325.79	C
12/06	Tax Distribution	0	151.92	C
12/06	Tax Distribution	0	1,256.74	C



Pinal County Treasurer

Monthly Statement

Date Range: 12/1/2019 to 12/31/2019

12/09	Tax Distribution	0	332.28	C
12/09	Tax Distribution	0	535.41	C
12/09	Tax Distribution	0	692.15	C
12/09	Tax Distribution	0	42.49	C
12/10	Tax Distribution	0	374.33	C
12/10	Tax Distribution	0	820.26	C
12/10	Tax Distribution	0	1,167.69	C
12/10	Tax Distribution	0	358.75	C
12/10	Tax Distribution	0	56.20	C
12/11	Tax Distribution	0	24.59	C
12/11	Tax Distribution	0	1,155.99	C
12/11	Tax Distribution	0	448.21	C
12/11	Tax Distribution	0	798.55	C
12/12	Tax Distribution	0	581.07	C
12/12	Tax Distribution	0	589.29	C
12/12	Tax Distribution	0	362.51	C
12/13	Tax Distribution	0	857.73	C
12/13	Tax Distribution	0	16.69	C
12/13	Tax Distribution	0	264.21	C
12/13	Tax Distribution	0	28.32	C
12/16	Tax Distribution	0	151.78	C
12/16	Tax Distribution	0	1,168.26	C
12/16	Tax Distribution	0	2,709.69	C
12/16	Tax Distribution	0	1,021.54	C
12/17	Tax Distribution	0	208.55	C
12/17	Tax Distribution	0	393.40	C
12/17	Tax Distribution	0	57.31	C
12/17	Tax Distribution	0	23.52	C
12/18	Tax Distribution	0	1,986.78	C
12/18	Tax Distribution	0	661.28	C
12/18	Tax Distribution	0	901.81	C
12/18	Tax Distribution	0	636.77	C
12/19	Tax Distribution	0	(8.14)	C
12/19	Tax Distribution	0	1,556.06	C
12/19	Tax Distribution	0	165.82	C
12/19	Tax Distribution	0	460.19	C
12/20	Tax Distribution	0	134.77	C
12/20	Tax Distribution	0	1,154.73	C
12/20	Tax Distribution	0	592.85	C
12/20	Tax Distribution	0	7.16	C
12/23	Tax Distribution	0	616.90	C
12/23	Tax Distribution	0	598.41	C
12/23	Tax Distribution	0	951.94	C
12/23	Tax Distribution	0	351.10	C
12/24	Tax Distribution	0	270.38	C
12/24	Tax Distribution	0	2,207.57	C
12/24	Tax Distribution	0	3,038.35	C
12/24	Tax Distribution	0	731.93	C
12/26	Tax Distribution	0	201.44	C
12/26	Tax Distribution	0	992.20	C
12/26	Tax Distribution	0	1,223.91	C
12/26	Tax Distribution	0	533.38	C
12/27	Tax Distribution	0	(12.11)	C
12/27	Tax Distribution	0	4.35	C
12/27	Tax Distribution	0	566.57	C
12/27	Tax Distribution	0	684.16	C
12/30	Tax Distribution	0	805.52	C



Pinal County Treasurer

Monthly Statement

Date Range: 12/1/2019 to 12/31/2019

12/30	Tax Distribution	0	78.13	C
12/30	Tax Distribution	0	390.72	C
12/30	Tax Distribution	0	1,161.67	C
12/30	Tax Distribution	0	552.46	C
12/30	Tax Distribution	0	6.07	C
12/31	Tax Distribution	0	2.12	C
12/31	Tax Distribution	0	1,418.05	C
12/31	Tax Distribution	0	408.03	C
12/31	Tax Distribution	0	1,678.49	C
12/31	Tax Distribution	0	300.02	C
12100.2018 2018 Personal Property Taxes			Source Code Total: 181.22	
12/02	Tax Distribution	0	2.67	C
12/02	Tax Distribution	0	.50	C
12/03	Tax Distribution	0	.73	C
12/04	Tax Distribution	0	3.14	C
12/04	Tax Distribution	0	4.54	C
12/04	Tax Distribution	0	3.27	C
12/05	Tax Distribution	0	8.26	C
12/06	Tax Distribution	0	11.08	C
12/09	Tax Distribution	0	4.67	C
12/09	Tax Distribution	0	5.99	C
12/09	Tax Distribution	0	.99	C
12/10	Tax Distribution	0	2.12	C
12/10	Tax Distribution	0	2.56	C
12/10	Tax Distribution	0	1.71	C
12/11	Tax Distribution	0	3.69	C
12/12	Tax Distribution	0	.70	C
12/12	Tax Distribution	0	1.34	C
12/13	Tax Distribution	0	76.45	C
12/16	Tax Distribution	0	3.34	C
12/16	Tax Distribution	0	2.48	C
12/17	Tax Distribution	0	4.19	C
12/17	Tax Distribution	0	.34	C
12/18	Tax Distribution	0	3.88	C
12/18	Tax Distribution	0	.63	C
12/18	Tax Distribution	0	4.13	C
12/19	Tax Distribution	0	.98	C
12/20	Tax Distribution	0	.53	C
12/23	Tax Distribution	0	.46	C
12/23	Tax Distribution	0	1.39	C
12/24	Tax Distribution	0	14.85	C
12/24	Tax Distribution	0	.25	C
12/26	Tax Distribution	0	1.61	C
12/26	Tax Distribution	0	2.03	C
12/27	Tax Distribution	0	.98	C
12/30	Tax Distribution	0	2.73	C
12/31	Tax Distribution	0	.74	C
12/31	Tax Distribution	0	1.27	C
12100.2019 2019 Personal Property Taxes			Source Code Total: 6,564.75	
12/02	Tax Distribution	0	25.71	C
12/02	Tax Distribution	0	109.26	C
12/02	Tax Distribution	0	73.61	C
12/02	Tax Distribution	0	8.38	C
12/03	Tax Distribution	0	99.70	C
12/03	Tax Distribution	0	100.73	C
12/03	Tax Distribution	0	107.97	C
12/03	Tax Distribution	0	60.23	C



Pinal County Treasurer

Monthly Statement

Date Range: 12/1/2019 to 12/31/2019

12/03	Tax Distribution	0	10.23	C
12/04	Tax Distribution	0	3.14	C
12/04	Tax Distribution	0	142.07	C
12/04	Tax Distribution	0	90.92	C
12/04	Tax Distribution	0	29.79	C
12/04	Tax Distribution	0	5.45	C
12/05	Tax Distribution	0	64.60	C
12/05	Tax Distribution	0	41.57	C
12/05	Tax Distribution	0	40.11	C
12/05	Tax Distribution	0	66.30	C
12/06	Tax Distribution	0	27.28	C
12/06	Tax Distribution	0	15.07	C
12/06	Tax Distribution	0	121.79	C
12/09	Tax Distribution	0	10.52	C
12/09	Tax Distribution	0	77.95	C
12/09	Tax Distribution	0	180.61	C
12/09	Tax Distribution	0	1.72	C
12/10	Tax Distribution	0	773.71	C
12/10	Tax Distribution	0	51.04	C
12/10	Tax Distribution	0	126.54	C
12/10	Tax Distribution	0	31.26	C
12/10	Tax Distribution	0	15.10	C
12/11	Tax Distribution	0	1.40	C
12/11	Tax Distribution	0	113.08	C
12/11	Tax Distribution	0	147.15	C
12/11	Tax Distribution	0	70.42	C
12/12	Tax Distribution	0	95.31	C
12/12	Tax Distribution	0	66.49	C
12/12	Tax Distribution	0	48.88	C
12/13	Tax Distribution	0	171.10	C
12/13	Tax Distribution	0	46.11	C
12/13	Tax Distribution	0	3.49	C
12/16	Tax Distribution	0	90.11	C
12/16	Tax Distribution	0	133.79	C
12/16	Tax Distribution	0	395.63	C
12/16	Tax Distribution	0	28.16	C
12/17	Tax Distribution	0	29.88	C
12/17	Tax Distribution	0	45.67	C
12/17	Tax Distribution	0	34.16	C
12/17	Tax Distribution	0	46.48	C
12/18	Tax Distribution	0	55.71	C
12/18	Tax Distribution	0	89.16	C
12/18	Tax Distribution	0	197.78	C
12/18	Tax Distribution	0	31.82	C
12/19	Tax Distribution	0	110.66	C
12/19	Tax Distribution	0	9.01	C
12/19	Tax Distribution	0	31.43	C
12/20	Tax Distribution	0	19.91	C
12/20	Tax Distribution	0	129.62	C
12/20	Tax Distribution	0	46.35	C
12/23	Tax Distribution	0	100.96	C
12/23	Tax Distribution	0	102.55	C
12/23	Tax Distribution	0	8.13	C
12/24	Tax Distribution	0	20.97	C
12/24	Tax Distribution	0	331.13	C
12/24	Tax Distribution	0	62.30	C
12/26	Tax Distribution	0	42.40	C



Pinal County Treasurer

Monthly Statement

Date Range: 12/1/2019 to 12/31/2019

12/26	Tax Distribution	0	49.21	C
12/26	Tax Distribution	0	167.05	C
12/26	Tax Distribution	0	73.93	C
12/27	Tax Distribution	0	5.64	C
12/27	Tax Distribution	0	105.58	C
12/27	Tax Distribution	0	77.87	C
12/30	Tax Distribution	0	54.73	C
12/30	Tax Distribution	0	3.57	C
12/30	Tax Distribution	0	84.36	C
12/30	Tax Distribution	0	114.62	C
12/30	Tax Distribution	0	52.39	C
12/31	Tax Distribution	0	.83	C
12/31	Tax Distribution	0	161.09	C
12/31	Tax Distribution	0	42.46	C
12/31	Tax Distribution	0	93.77	C
12/31	Tax Distribution	0	8.09	C
18200.2010 2010 Taxes Transferred			Source Code Total: 2.14	
12/02	MATURED DEBT SVC FR 6-11642-1407	0	2.14	C
18200.2013 2013 Taxes Transferred			Source Code Total: 2.33	
12/02	MATURED DEBT SVC FR 6-11642-1407	0	.34	C
12/12	MATURED DEBT SVC FR 6-11642-1407	0	1.02	C
12/16	MATURED DEBT SVC FR 6-11642-1407	0	.30	C
12/31	MATURED DEBT SVC FR 6-11642-1407	0	.67	C
18200.2014 2014 Taxes Transferred			Source Code Total: 5.98	
12/02	MATURED DEBT SVC FR 6-11642-1407	0	1.02	C
12/03	MATURED DEBT SVC FR 6-11642-1407	0	.11	C
12/06	MATURED DEBT SVC FR 6-11642-1407	0	.40	C
12/12	MATURED DEBT SVC FR 6-11642-1407	0	1.05	C
12/16	MATURED DEBT SVC FR 6-11642-1407	0	.32	C
12/23	MATURED DEBT SVC FR 6-11642-1407	0	.83	C
12/30	MATURED DEBT SVC FR 6-11642-1407	0	.94	C
12/31	MATURED DEBT SVC FR 6-11642-1407	0	1.31	C
18200.2015 2015 Taxes Transferred			Source Code Total: 4.57	
12/02	MATURED DEBT SVC FR 6-11642-1407	0	.61	C
12/12	MATURED DEBT SVC FR 6-11642-1407	0	1.08	C
12/13	MATURED DEBT SVC FR 6-11642-1407	0	.36	C
12/17	MATURED DEBT SVC FR 6-11642-1407	0	.12	C
12/24	MATURED DEBT SVC FR 6-11642-1407	0	.25	C
12/26	MATURED DEBT SVC FR 6-11642-1407	0	.58	C
12/30	MATURED DEBT SVC FR 6-11642-1407	0	.98	C
12/31	MATURED DEBT SVC FR 6-11642-1407	0	.59	C
18200.2016 2016 Taxes Transferred			Source Code Total: 18.08	
12/02	MATURED DEBT SVC FR 6-11642-1407	0	1.66	C
12/04	MATURED DEBT SVC FR 6-11642-1407	0	.22	C
12/04	MATURED DEBT SVC FR 6-11642-1407	0	2.63	C
12/05	MATURED DEBT SVC FR 6-11642-1407	0	2.94	C
12/11	MATURED DEBT SVC FR 6-11642-1407	0	3.04	C
12/12	MATURED DEBT SVC FR 6-11642-1407	0	1.11	C
12/16	MATURED DEBT SVC FR 6-11642-1407	0	2.10	C
12/17	MATURED DEBT SVC FR 6-11642-1407	0	.53	C
12/19	MATURED DEBT SVC FR 6-11642-1407	0	.08	C
12/20	MATURED DEBT SVC FR 6-11642-1407	0	.44	C
12/23	MATURED DEBT SVC FR 6-11642-1407	0	.38	C
12/24	MATURED DEBT SVC FR 6-11642-1407	0	.31	C
12/26	MATURED DEBT SVC FR 6-11642-1407	0	1.61	C
12/30	MATURED DEBT SVC FR 6-11642-1407	0	1.03	C
18200.2017 2017 Taxes Transferred			Source Code Total: 31.37	





Pinal County Treasurer

Monthly Statement

Date Range: 12/1/2019 to 12/31/2019

12/02	MATURED DEBT SVC FR 6-11642-1407	0	1.74	C
12/02	MATURED DEBT SVC FR 6-11642-1407	0	.97	C
12/04	MATURED DEBT SVC FR 6-11642-1407	0	2.76	C
12/04	MATURED DEBT SVC FR 6-11642-1407	0	.40	C
12/04	MATURED DEBT SVC FR 6-11642-1407	0	2.60	C
12/05	MATURED DEBT SVC FR 6-11642-1407	0	3.28	C
12/05	MATURED DEBT SVC FR 6-11642-1407	0	2.14	C
12/06	MATURED DEBT SVC FR 6-11642-1407	0	.63	C
12/09	MATURED DEBT SVC FR 6-11642-1407	0	2.04	C
12/10	MATURED DEBT SVC FR 6-11642-1407	0	3.20	C
12/10	MATURED DEBT SVC FR 6-11642-1407	0	1.49	C
12/11	MATURED DEBT SVC FR 6-11642-1407	0	.80	C
12/12	MATURED DEBT SVC FR 6-11642-1407	0	1.16	C
12/13	MATURED DEBT SVC FR 6-11642-1407	0	.48	C
12/16	MATURED DEBT SVC FR 6-11642-1407	0	.91	C
12/17	MATURED DEBT SVC FR 6-11642-1407	0	.90	C
12/20	MATURED DEBT SVC FR 6-11642-1407	0	.46	C
12/23	MATURED DEBT SVC FR 6-11642-1407	0	.40	C
12/24	MATURED DEBT SVC FR 6-11642-1407	0	.57	C
12/26	MATURED DEBT SVC FR 6-11642-1407	0	1.69	C
12/30	MATURED DEBT SVC FR 6-11642-1407	0	2.36	C
12/31	MATURED DEBT SVC FR 6-11642-1407	0	.39	C
21100.40	Wells Fargo Bank Investment Interest		Source Code Total: 1.16	
12/02	Investment Interest	0	1.16	C
21100.41	Wells Fargo Repo Investment Interest		Source Code Total: 130.17	
12/02	Investment Interest	0	130.17	C
21100.43	Wells Fargo Trust Investment Interest		Source Code Total: 3.54	
12/03	Investment Interest	0	3.54	C
21100.46	Wells Fargo Investment Investment Interest		Source Code Total: 136.97	
12/02	Investment Interest	0	79.94	C
12/10	Investment Interest	0	2.48	C
12/16	Investment Interest	0	27.05	C
12/30	Investment Interest	0	27.50	C
21100.55	Multi-Bank Securities Investment Interest		Source Code Total: 2.34	
12/02	Investment Interest	0	2.34	C
21100.70	Vining Sparks Investment Interest		Source Code Total: 208.00	
12/23	Investment Interest	0	27.64	C
12/23	Investment Interest	0	119.96	C
12/27	Investment Interest	0	33.69	C
12/30	Investment Interest	0	26.71	C
21100.80	Stifel Nicolaus & Company Investment Interest		Source Code Total: 35.57	
12/02	Investment Interest	0	35.57	C
90400.0	Refund Interest		Source Code Total: (.03)	
12/17	161928 T99-82-39599 2019 Adjustment/Corr Refund	161928	(.03)	D
			6116421409 Super Fire & Med Debt Refunding Prin Series 2018	<b>Ending Balance: 588,198.52</b>

1/6/20  
11:47:52 AM

**Superstition Fire & Medical District**

**Balance Sheet**

As of 12/31/2019

FUND: (500) Debt Retirement Principal Fund

**Assets**

**Current Assets**

Fund Cash - Debt Retirement Principal  
Total Current Assets

\$588,198.52

\$588,198.52

(F)

**Total Assets**

\$588,198.52

**Liabilities and Equity**

**Equity**

Fund Balance - Debt Retirement Principal  
Current Year Profit/Loss

\$239,897.27

348,301.25

Total Equity

588,198.52

**Total Liabilities and Equity**

\$588,198.52

**Superstition Fire & Medical District  
Monthly Pinal County Treasurer's Bank Account Reconciliation**

**600 Debt Interest Fund**

**Reconciliation References:**

- A Previous month's bank ending balance / current month's bank beginning balance
- B Interest Income
- C Current month's property tax receipts (real and personal)
- D Current month's Accounts Payable disbursements
- E Current month's refunded interest
- F Current month's bank ending balance
- G Cash Balance per G/L Balance Sheet  
\*consolidated account ending 1408 (original bond account) into 1410 (refinanced bond account)



**Superstition Fire & Medical District**  
**Debt Retirement Interest (Fund 600) Cash Reconciliation**  
**Fiscal Year 2019 - 2020**  
**12/31/2019**

	Deposits (Cash Receipts)	Cash Disbursements	Treasurer's Balance	Book Balance
Book Balance as of: 12/1/2019				\$128,961.74 (A)
<u>Activity During the Month</u>				
Journal Entries:				
Interest Income (Expense):	111.63			111.63 (B)
Cash Receipts				
2007 Real Estate Taxes				-
2008 Real Estate Taxes				-
2009 Real Estate Taxes				-
2010 Real Estate Taxes				-
2011 Real Estate Taxes				-
2012 Real Estate Taxes				-
2013 Real Estate Taxes				-
2014 Real Estate Taxes				-
2015 Real Estate Taxes				-
2016 Real Estate Taxes	0.06			0.06
2017 Real Estate Taxes				-
2018 Real Estate Taxes	128.07			128.07
2019 Real Estate Taxes	16,415.11			16,415.11 (C)
2008 Pers. Prop. Taxes				-
2009 Pers. Prop. Taxes				-
2010 Pers. Prop. Taxes	2.57			2.57
2011 Pers. Prop. Taxes				-
2012 Pers. Prop. Taxes				-
2013 Pers. Prop. Taxes	2.16			2.16
2014 Pers. Prop. Taxes	5.10			5.10
2015 Pers. Prop. Taxes	3.50			3.50
2016 Pers. Prop. Taxes	12.40			12.40
2017 Pers. Prop. Taxes	19.16			19.16
2018 Pers. Prop. Taxes	25.30			25.30
2019 Pers. Prop. Taxes	2,023.43			2,023.43
SRP Contributions				-
Deposits				
Revenue Transfer				
Cash Disbursements				
A) Accounts Payable		(69,430.51)		(69,430.51) (D)
B) Transfer In / Out				-
C) Refund Interest		(0.01)		(0.01) (E)
	<u>\$18,748.49</u>	<u>(69,430.52)</u>		<u>\$78,279.71</u>
<u>Pinal County Bank Balance</u>				
Ending Bank Balance as of: 12/31/2019		Balance from YTD Column		\$ 78,279.71 (F)
Less: Outstanding Warrants		Check #		
Plus: Deposits in Transit				
Prepared by: <u>[Signature]</u> 1/6/2020				<u>\$ 78,279.71</u>
Reviewed by: <u>[Signature]</u> 1/7/2020				Balance per B/S \$ 78,279.71 (G)
				Difference \$ -



Pinal County Treasurer

Monthly Statement

Date Range: 12/1/2019 to 12/31/2019

Account	Period	YTD	
<b>6116421410</b>	<b>Super Fire &amp; Med Debt Refunding Int Series 2018</b>		
Begin Balance:	(A) 128,961.74	41,798.03	
Income:	18,748.49	105,912.27	
LOC Advance:	.00	.00	
Expense:	(69,430.52)	(69,430.59)	LOC: .00
LOC Payments:	.00	.00	Warrants Outstanding: .00
Cash Balance:	(F) 78,279.71	78,279.71	End: 78,279.71

Monthly Statement Summary

Source Code	Description	MTDAmount	YTDAmount
<b>6116421410</b>	<b>Super Fire &amp; Med Debt Refunding Int Series 2018</b>	<b>Beginning Balance:</b> 128,961.74	41,798.03
11100.2018	2018 Real Estate Taxes	128.07	679.08
11100.2019	2019 Real Estate Taxes	16,415.11	92,742.79
12100.2018	2018 Personal Property Taxes	25.30	119.16
12100.2019	2019 Personal Property Taxes	2,023.43	9,128.11
14100.0	Salt River Contribution	.00	2,251.74
18200.2008	2008 Taxes Transferred	.00	.05
18200.2009	2009 Taxes Transferred	.00	.54
18200.2010	2010 Taxes Transferred	2.57	4.67
18200.2011	2011 Taxes Transferred	.00	3.29
18200.2012	2012 Taxes Transferred	.00	10.07
18200.2013	2013 Taxes Transferred	2.16	14.31
18200.2014	2014 Taxes Transferred	5.10	26.57
18200.2015	2015 Taxes Transferred	3.50	27.00
18200.2016	2016 Taxes Transferred	12.46	54.42
18200.2017	2017 Taxes Transferred	19.16	103.42
21100.40	Wells Fargo Bank Investment Interest	.28	2.50
21100.41	Wells Fargo Repo Investment Interest	31.69	120.23
21100.43	Wells Fargo Trust Investment Interest	.86	6.51
21100.46	Wells Fargo Investment Investment Interest	27.24	124.53
21100.55	Multi-Bank Securities Investment Interest	.44	61.28
21100.70	Vining Sparks Investment Interest	44.47	342.08
21100.80	Stifel Nicolaus & Company Investment Interest	6.65	89.92
90400.0	Refund Interest	(.01)	(.08)
90810.0	Coupons Paid	(69,430.51)	(69,430.51)
	<b>Ending Balance:</b>	<b>78,279.71</b>	<b>78,279.71</b>

*Handwritten notes: \$18,636.86 (circled), \$111.63 (circled), (D), (E)*

Monthly Statement Detail

Date	Notes	Doc #	Amount	C/D
<b>6116421410 Super Fire &amp; Med Debt Refunding Int Series 2018</b>			<b>Beginning Balance: 128,961.74</b>	
11100.2018 2018 Real Estate Taxes			Source Code Total: 128.07	
12/02	Tax Distribution	0	.28	C
12/02	Tax Distribution	0	.41	C
12/03	Tax Distribution	0	1.71	C
12/03	Tax Distribution	0	.03	C
12/03	Tax Distribution	0	.28	C
12/04	Tax Distribution	0	4.82	C
12/04	Tax Distribution	0	4.17	C
12/04	Tax Distribution	0	1.51	C
12/05	Tax Distribution	0	5.23	C
12/06	Tax Distribution	0	4.07	C



Pinal County Treasurer

Monthly Statement

Date Range: 12/1/2019 to 12/31/2019

12/06	Tax Distribution	0	.92	C
12/06	Tax Distribution	0	1.43	C
12/09	Tax Distribution	0	4.02	C
12/09	Tax Distribution	0	.46	C
12/10	Tax Distribution	0	3.16	C
12/10	Tax Distribution	0	.12	C
12/10	Tax Distribution	0	.01	C
12/11	Tax Distribution	0	.83	C
12/11	Tax Distribution	0	.02	C
12/11	Tax Distribution	0	1.27	C
12/11	Tax Distribution	0	.28	C
12/12	Tax Distribution	0	3.60	C
12/13	Tax Distribution	0	1.77	C
12/13	Tax Distribution	0	.34	C
12/16	Tax Distribution	0	12.74	C
12/17	Tax Distribution	0	9.85	C
12/17	Tax Distribution	0	3.86	C
12/18	Tax Distribution	0	(.83)	C
12/18	Tax Distribution	0	11.42	C
12/18	Tax Distribution	0	.67	C
12/18	Tax Distribution	0	1.81	C
12/20	Tax Distribution	0	.97	C
12/20	Tax Distribution	0	1.40	C
12/23	Tax Distribution	0	3.45	C
12/23	Tax Distribution	0	.13	C
12/23	Tax Distribution	0	.60	C
12/24	Tax Distribution	0	1.10	C
12/24	Tax Distribution	0	2.52	C
12/26	Tax Distribution	0	.01	C
12/27	Tax Distribution	0	.27	C
12/30	Tax Distribution	0	1.34	C
12/30	Tax Distribution	0	.13	C
12/30	Tax Distribution	0	5.01	C
12/31	Tax Distribution	0	3.74	C
12/31	Tax Distribution	0	3.06	C
12/31	Tax Distribution	0	24.08	C
11100.2019	2019 Real Estate Taxes			Source Code Total: 16,415.11
12/02	Tax Distribution	0	96.52	C
12/02	Tax Distribution	0	239.71	C
12/02	Tax Distribution	0	193.67	C
12/02	Tax Distribution	0	13.99	C
12/03	Tax Distribution	0	24.56	C
12/03	Tax Distribution	0	252.31	C
12/03	Tax Distribution	0	153.06	C
12/03	Tax Distribution	0	348.93	C
12/03	Tax Distribution	0	254.90	C
12/04	Tax Distribution	0	312.06	C
12/04	Tax Distribution	0	146.16	C
12/04	Tax Distribution	0	87.57	C
12/04	Tax Distribution	0	27.35	C
12/05	Tax Distribution	0	41.39	C
12/05	Tax Distribution	0	103.94	C
12/05	Tax Distribution	0	189.37	C
12/05	Tax Distribution	0	66.28	C
12/06	Tax Distribution	0	(2.11)	C
12/06	Tax Distribution	0	100.42	C
12/06	Tax Distribution	0	46.82	C



Pinal County Treasurer

Monthly Statement

Date Range: 12/1/2019 to 12/31/2019

12/06	Tax Distribution	0	387.31	C
12/09	Tax Distribution	0	102.42	C
12/09	Tax Distribution	0	165.01	C
12/09	Tax Distribution	0	213.32	C
12/09	Tax Distribution	0	13.07	C
12/10	Tax Distribution	0	115.37	C
12/10	Tax Distribution	0	252.83	C
12/10	Tax Distribution	0	359.89	C
12/10	Tax Distribution	0	110.58	C
12/10	Tax Distribution	0	17.33	C
12/11	Tax Distribution	0	7.58	C
12/11	Tax Distribution	0	356.30	C
12/11	Tax Distribution	0	138.16	C
12/11	Tax Distribution	0	246.12	C
12/12	Tax Distribution	0	179.12	C
12/12	Tax Distribution	0	181.60	C
12/12	Tax Distribution	0	111.74	C
12/13	Tax Distribution	0	264.33	C
12/13	Tax Distribution	0	5.15	C
12/13	Tax Distribution	0	81.44	C
12/13	Tax Distribution	0	8.73	C
12/16	Tax Distribution	0	46.78	C
12/16	Tax Distribution	0	360.10	C
12/16	Tax Distribution	0	835.16	C
12/16	Tax Distribution	0	314.85	C
12/17	Tax Distribution	0	64.29	C
12/17	Tax Distribution	0	121.28	C
12/17	Tax Distribution	0	17.65	C
12/17	Tax Distribution	0	7.25	C
12/18	Tax Distribution	0	612.39	C
12/18	Tax Distribution	0	203.81	C
12/18	Tax Distribution	0	277.95	C
12/18	Tax Distribution	0	196.26	C
12/19	Tax Distribution	0	(2.51)	C
12/19	Tax Distribution	0	479.53	C
12/19	Tax Distribution	0	51.12	C
12/19	Tax Distribution	0	141.86	C
12/20	Tax Distribution	0	41.51	C
12/20	Tax Distribution	0	355.88	C
12/20	Tax Distribution	0	182.73	C
12/20	Tax Distribution	0	2.21	C
12/23	Tax Distribution	0	190.15	C
12/23	Tax Distribution	0	184.41	C
12/23	Tax Distribution	0	293.38	C
12/23	Tax Distribution	0	108.22	C
12/24	Tax Distribution	0	83.34	C
12/24	Tax Distribution	0	680.39	C
12/24	Tax Distribution	0	936.49	C
12/24	Tax Distribution	0	225.61	C
12/26	Tax Distribution	0	62.09	C
12/26	Tax Distribution	0	305.80	C
12/26	Tax Distribution	0	377.22	C
12/26	Tax Distribution	0	164.38	C
12/27	Tax Distribution	0	(3.73)	C
12/27	Tax Distribution	0	1.34	C
12/27	Tax Distribution	0	174.64	C
12/27	Tax Distribution	0	210.87	C



Pinal County Treasurer

Monthly Statement

Date Range: 12/1/2019 to 12/31/2019

12/30	Tax Distribution	0	248.22	C
12/30	Tax Distribution	0	24.02	C
12/30	Tax Distribution	0	120.43	C
12/30	Tax Distribution	0	358.07	C
12/30	Tax Distribution	0	170.23	C
12/30	Tax Distribution	0	1.88	C
12/31	Tax Distribution	0	.65	C
12/31	Tax Distribution	0	437.08	C
12/31	Tax Distribution	0	125.77	C
12/31	Tax Distribution	0	517.30	C
12/31	Tax Distribution	0	92.46	C
12100.2018 2018 Personal Property Taxes			Source Code Total: 25.30	
12/02	Tax Distribution	0	.37	C
12/02	Tax Distribution	0	.07	C
12/03	Tax Distribution	0	.10	C
12/04	Tax Distribution	0	.44	C
12/04	Tax Distribution	0	.63	C
12/04	Tax Distribution	0	.45	C
12/05	Tax Distribution	0	1.15	C
12/06	Tax Distribution	0	1.55	C
12/09	Tax Distribution	0	.65	C
12/09	Tax Distribution	0	.84	C
12/09	Tax Distribution	0	.14	C
12/10	Tax Distribution	0	.29	C
12/10	Tax Distribution	0	.36	C
12/10	Tax Distribution	0	.24	C
12/11	Tax Distribution	0	.52	C
12/12	Tax Distribution	0	.10	C
12/12	Tax Distribution	0	.19	C
12/13	Tax Distribution	0	10.67	C
12/16	Tax Distribution	0	.47	C
12/16	Tax Distribution	0	.35	C
12/17	Tax Distribution	0	.58	C
12/17	Tax Distribution	0	.05	C
12/18	Tax Distribution	0	.55	C
12/18	Tax Distribution	0	.09	C
12/18	Tax Distribution	0	.58	C
12/19	Tax Distribution	0	.14	C
12/20	Tax Distribution	0	.07	C
12/23	Tax Distribution	0	.06	C
12/23	Tax Distribution	0	.19	C
12/24	Tax Distribution	0	2.08	C
12/24	Tax Distribution	0	.03	C
12/26	Tax Distribution	0	.22	C
12/26	Tax Distribution	0	.28	C
12/27	Tax Distribution	0	.14	C
12/30	Tax Distribution	0	.38	C
12/31	Tax Distribution	0	.10	C
12/31	Tax Distribution	0	.18	C
12100.2019 2019 Personal Property Taxes			Source Code Total: 2,023.43	
12/02	Tax Distribution	0	7.92	C
12/02	Tax Distribution	0	33.69	C
12/02	Tax Distribution	0	22.66	C
12/02	Tax Distribution	0	2.58	C
12/03	Tax Distribution	0	30.72	C
12/03	Tax Distribution	0	31.03	C
12/03	Tax Distribution	0	33.27	C





Pinal County Treasurer

Monthly Statement

Date Range: 12/1/2019 to 12/31/2019

12/03	Tax Distribution	0	18.57	C
12/03	Tax Distribution	0	3.15	C
12/04	Tax Distribution	0	.96	C
12/04	Tax Distribution	0	43.80	C
12/04	Tax Distribution	0	28.03	C
12/04	Tax Distribution	0	9.18	C
12/04	Tax Distribution	0	1.68	C
12/05	Tax Distribution	0	19.90	C
12/05	Tax Distribution	0	12.81	C
12/05	Tax Distribution	0	12.37	C
12/05	Tax Distribution	0	20.45	C
12/06	Tax Distribution	0	8.40	C
12/06	Tax Distribution	0	4.66	C
12/06	Tax Distribution	0	37.51	C
12/09	Tax Distribution	0	3.24	C
12/09	Tax Distribution	0	24.00	C
12/09	Tax Distribution	0	55.70	C
12/09	Tax Distribution	0	.53	C
12/10	Tax Distribution	0	238.48	C
12/10	Tax Distribution	0	15.70	C
12/10	Tax Distribution	0	38.97	C
12/10	Tax Distribution	0	9.62	C
12/10	Tax Distribution	0	4.66	C
12/11	Tax Distribution	0	.43	C
12/11	Tax Distribution	0	34.86	C
12/11	Tax Distribution	0	45.36	C
12/11	Tax Distribution	0	21.72	C
12/12	Tax Distribution	0	29.40	C
12/12	Tax Distribution	0	20.49	C
12/12	Tax Distribution	0	15.08	C
12/13	Tax Distribution	0	52.76	C
12/13	Tax Distribution	0	14.23	C
12/13	Tax Distribution	0	1.08	C
12/16	Tax Distribution	0	27.78	C
12/16	Tax Distribution	0	41.26	C
12/16	Tax Distribution	0	121.95	C
12/16	Tax Distribution	0	8.68	C
12/17	Tax Distribution	0	9.22	C
12/17	Tax Distribution	0	14.08	C
12/17	Tax Distribution	0	10.53	C
12/17	Tax Distribution	0	14.33	C
12/18	Tax Distribution	0	17.18	C
12/18	Tax Distribution	0	27.49	C
12/18	Tax Distribution	0	60.96	C
12/18	Tax Distribution	0	9.80	C
12/19	Tax Distribution	0	34.12	C
12/19	Tax Distribution	0	2.78	C
12/19	Tax Distribution	0	9.70	C
12/20	Tax Distribution	0	6.13	C
12/20	Tax Distribution	0	39.91	C
12/20	Tax Distribution	0	14.28	C
12/23	Tax Distribution	0	31.13	C
12/23	Tax Distribution	0	31.60	C
12/23	Tax Distribution	0	2.51	C
12/24	Tax Distribution	0	6.45	C
12/24	Tax Distribution	0	102.06	C
12/24	Tax Distribution	0	19.21	C



Pinal County Treasurer

Monthly Statement

Date Range: 12/1/2019 to 12/31/2019

12/26	Tax Distribution	0	13.05	C
12/26	Tax Distribution	0	15.18	C
12/26	Tax Distribution	0	51.49	C
12/26	Tax Distribution	0	22.79	C
12/27	Tax Distribution	0	1.74	C
12/27	Tax Distribution	0	32.54	C
12/27	Tax Distribution	0	23.99	C
12/30	Tax Distribution	0	16.87	C
12/30	Tax Distribution	0	1.10	C
12/30	Tax Distribution	0	26.03	C
12/30	Tax Distribution	0	35.34	C
12/30	Tax Distribution	0	16.15	C
12/31	Tax Distribution	0	.25	C
12/31	Tax Distribution	0	49.66	C
12/31	Tax Distribution	0	13.08	C
12/31	Tax Distribution	0	28.89	C
12/31	Tax Distribution	0	2.49	C
18200.2010 2010 Taxes Transferred			Source Code Total:	2.57
12/02	MATURED DEBT SVC FR 6-11642-1408	0	2.57	C
18200.2013 2013 Taxes Transferred			Source Code Total:	2.16
12/02	MATURED DEBT SVC FR 6-11642-1408	0	.31	C
12/12	MATURED DEBT SVC FR 6-11642-1408	0	.95	C
12/16	MATURED DEBT SVC FR 6-11642-1408	0	.28	C
12/31	MATURED DEBT SVC FR 6-11642-1408	0	.62	C
18200.2014 2014 Taxes Transferred			Source Code Total:	5.10
12/02	MATURED DEBT SVC FR 6-11642-1408	0	.87	C
12/03	MATURED DEBT SVC FR 6-11642-1408	0	.09	C
12/06	MATURED DEBT SVC FR 6-11642-1408	0	.34	C
12/12	MATURED DEBT SVC FR 6-11642-1408	0	.90	C
12/16	MATURED DEBT SVC FR 6-11642-1408	0	.27	C
12/23	MATURED DEBT SVC FR 6-11642-1408	0	.71	C
12/30	MATURED DEBT SVC FR 6-11642-1408	0	.80	C
12/31	MATURED DEBT SVC FR 6-11642-1408	0	1.12	C
18200.2015 2015 Taxes Transferred			Source Code Total:	3.50
12/02	MATURED DEBT SVC FR 6-11642-1408	0	.46	C
12/12	MATURED DEBT SVC FR 6-11642-1408	0	.83	C
12/13	MATURED DEBT SVC FR 6-11642-1408	0	.28	C
12/17	MATURED DEBT SVC FR 6-11642-1408	0	.09	C
12/24	MATURED DEBT SVC FR 6-11642-1408	0	.19	C
12/26	MATURED DEBT SVC FR 6-11642-1408	0	.45	C
12/30	MATURED DEBT SVC FR 6-11642-1408	0	.75	C
12/31	MATURED DEBT SVC FR 6-11642-1408	0	.45	C
18200.2016 2016 Taxes Transferred			Source Code Total:	12.46
12/02	MATURED DEBT SVC FR 6-11642-1408	0	1.15	C
12/04	MATURED DEBT SVC FR 6-11642-1408	0	.15	C
12/04	MATURED DEBT SVC FR 6-11642-1408	0	1.81	C
12/05	MATURED DEBT SVC FR 6-11642-1408	0	2.03	C
12/11	MATURED DEBT SVC FR 6-11642-1408	0	2.09	C
12/12	MATURED DEBT SVC FR 6-11642-1408	0	.76	C
12/16	MATURED DEBT SVC FR 6-11642-1408	0	1.45	C
12/17	MATURED DEBT SVC FR 6-11642-1408	0	.37	C
12/19	MATURED DEBT SVC FR 6-11642-1408	0	.06	C
12/20	MATURED DEBT SVC FR 6-11642-1408	0	.30	C
12/23	MATURED DEBT SVC FR 6-11642-1408	0	.26	C
12/24	MATURED DEBT SVC FR 6-11642-1408	0	.21	C
12/26	MATURED DEBT SVC FR 6-11642-1408	0	1.11	C
12/30	MATURED DEBT SVC FR 6-11642-1408	0	.71	C



Pinal County Treasurer

Monthly Statement

Date Range: 12/1/2019 to 12/31/2019

18200.2017 2017 Taxes Transferred			Source Code Total: 19.16
12/02	MATURED DEBT SVC FR 6-11642-1408	0	.60 C
12/02	MATURED DEBT SVC FR 6-11642-1408	0	1.06 C
12/04	MATURED DEBT SVC FR 6-11642-1408	0	1.69 C
12/04	MATURED DEBT SVC FR 6-11642-1408	0	.24 C
12/04	MATURED DEBT SVC FR 6-11642-1408	0	1.59 C
12/05	MATURED DEBT SVC FR 6-11642-1408	0	2.00 C
12/05	MATURED DEBT SVC FR 6-11642-1408	0	1.30 C
12/06	MATURED DEBT SVC FR 6-11642-1408	0	.39 C
12/09	MATURED DEBT SVC FR 6-11642-1408	0	1.25 C
12/10	MATURED DEBT SVC FR 6-11642-1408	0	1.95 C
12/10	MATURED DEBT SVC FR 6-11642-1408	0	.91 C
12/11	MATURED DEBT SVC FR 6-11642-1408	0	.49 C
12/12	MATURED DEBT SVC FR 6-11642-1408	0	.71 C
12/13	MATURED DEBT SVC FR 6-11642-1408	0	.30 C
12/16	MATURED DEBT SVC FR 6-11642-1408	0	.55 C
12/17	MATURED DEBT SVC FR 6-11642-1408	0	.55 C
12/20	MATURED DEBT SVC FR 6-11642-1408	0	.28 C
12/23	MATURED DEBT SVC FR 6-11642-1408	0	.24 C
12/24	MATURED DEBT SVC FR 6-11642-1408	0	.35 C
12/26	MATURED DEBT SVC FR 6-11642-1408	0	1.03 C
12/30	MATURED DEBT SVC FR 6-11642-1408	0	1.44 C
12/31	MATURED DEBT SVC FR 6-11642-1408	0	.24 C
21100.40 Wells Fargo Bank Investment Interest			Source Code Total: .28
12/02	Investment Interest	0	.28 C
21100.41 Wells Fargo Repo Investment Interest			Source Code Total: 31.69
12/02	Investment Interest	0	31.69 C
21100.43 Wells Fargo Trust Investment Interest			Source Code Total: .86
12/03	Investment Interest	0	.86 C
21100.46 Wells Fargo Investment Investment Interest			Source Code Total: 27.24
12/02	Investment Interest	0	15.02 C
12/10	Investment Interest	0	.49 C
12/16	Investment Interest	0	5.79 C
12/30	Investment Interest	0	5.94 C
21100.55 Multi-Bank Securities Investment Interest			Source Code Total: .44
12/02	Investment Interest	0	.44 C
21100.70 Vining Sparks Investment Interest			Source Code Total: 44.47
12/23	Investment Interest	0	25.10 C
12/23	Investment Interest	0	5.81 C
12/27	Investment Interest	0	7.23 C
12/30	Investment Interest	0	6.33 C
21100.80 Stifel Nicolaus & Company Investment Interest			Source Code Total: 6.65
12/02	Investment Interest	0	6.65 C
90400.0 Refund Interest			Source Code Total: (.01)
12/17	161928 T99-82-39599 2019 Adjustment/Corr Refund	161928	(.01) D
90810.0 Coupons Paid			Source Code Total: (69,430.51)
12/31	Debt Service REFB2018	0	(69,430.51) D
6116421410 Super Fire & Med Debt Refunding Int Series 2018			<b>Ending Balance: 78,279.71</b>

**Superstition Fire & Medical District**

**Balance Sheet**

As of 12/31/2019

FUND: (600) Debt Retirement Interest Fund

**Assets**

**Current Assets**

Fund Cash - Debt Retirement Interest  
Total Current Assets

\$78,279.71

\$78,279.71

6

**Total Assets**

\$78,279.71

**Liabilities and Equity**

**Equity**

Fund Balance - Debt Retirement Interest  
Current Year Profit/Loss

\$41,798.03

36,481.68

Total Equity

78,279.71

**Total Liabilities and Equity**

\$78,279.71