



## Superstition Fire & Medical District Balance Sheet - All Governmental Funds

For Fiscal: 2019-2020 Period Ending: 11/30/19

	100 General	150 Transport	200 Capital Projects	400 Special Revenue	500 Debt Principal	600 Debt Interest	Total
<b>Current Assets</b>							
10100 - FUND CASH	8,347,779.80	915,478.31	-	-	-	-	9,263,258.11
10150 - PAYROLL ACCOUNT	(4,975,349.30)	(703,340.13)	-	-	-	-	(5,678,689.43)
10200 - FUND CASH - CAPITAL PROJECTS	-	-	1,027,118.19	-	-	-	1,027,118.19
10400 - FUND CASH - SPECIAL REVENUE FUND	-	-	-	47,406.78	-	-	47,406.78
10500 - FUND CASH - DEBT RETIREMENT PRINCIPAL	-	-	-	-	526,691.80	-	526,691.80
10600 - FUND CASH - DEBT RETIREMENT INTEREST	-	-	-	-	-	128,961.74	128,961.74
11000 - PETTY CASH - ACCOUNTING	100.00	-	-	-	-	-	100.00
CASH SUBTOTAL	3,372,530.50	212,138.18	1,027,118.19	47,406.78	526,691.80	128,961.74	5,314,847.19
13000 - ACCOUNTS RECEIVABLE	-	-	-	-	-	-	-
13500 - PROPERTY TAXES RECEIVABLE	-	-	-	-	-	-	-
15000 - DUE FROM OTHER FUNDS	1,329,300.78	-	1,300,295.36	-	-	-	2,629,596.14
15500 - DEPOSIT	-	-	-	-	-	-	-
16000 - PREPAID ITEMS	-	-	-	-	-	-	-
<b>Total Assets:</b>	<b>\$ 4,701,831.28</b>	<b>\$ 212,138.18</b>	<b>\$ 2,327,413.55</b>	<b>\$ 47,406.78</b>	<b>\$ 526,691.80</b>	<b>\$ 128,961.74</b>	<b>\$ 7,944,443.33</b>
<b>Current Liabilities</b>							
21050 - ACCOUNTS PAYABLE	-	-	-	-	-	-	-
21250 - SALES TAX PAYABLE	110.70	13.54	-	75.32	-	-	199.56
21300 - FEDERAL INCOME WITHHOLDING	-	-	-	-	-	-	-
21400 - SOCIAL SECURITY WITHHOLDING	-	-	-	-	-	-	-
21450 - MEDICARE WITHHOLDING	-	-	-	-	-	-	-
21500 - STATE INCOME TAX WITHHOLDING	-	-	-	-	-	-	-
21660 - HEALTH SAVINGS ACCOUNT	-	-	-	-	-	-	-
21665 - HSA FEES (DUE 3RD PARTY)	-	-	-	-	-	-	-
21700 - PUBLIC SAFETY RETIREMENT	-	-	-	-	-	-	-
21725 - CIVILIAN EMPLOYEE RETIREMENT	-	-	-	-	-	-	-
21800 - PRE-TAX 457 PLAN	-	-	-	-	-	-	-
21925 - VOLUNTARY EMPLOYEE BENEFICIARY ASSOC	-	-	-	-	-	-	-
22200 - DISABILITY INS - VOLUNTARY LONG TERM	(2,380.28)	(356.85)	-	-	-	-	(2,737.13)
22300 - LIFE INS - VOLUNTARY SUPPLEMENTAL	(1,722.58)	(203.68)	-	-	-	-	(1,926.26)
24000 - AFLAC	-	-	-	-	-	-	-
25000 - DUE TO OTHER FUNDS	-	2,629,596.14	-	-	-	-	2,629,596.14
26000 - DEFERRED REVENUE	-	-	-	-	-	-	-
26550 - ACCRUED PAYROLL & RELATED BENEFITS	-	-	-	-	-	-	-
<b>Total Liabilities:</b>	<b>(3,992.16)</b>	<b>2,629,049.15</b>	<b>-</b>	<b>75.32</b>	<b>-</b>	<b>-</b>	<b>2,625,132.31</b>
<b>Equity</b>							
31000 - FUND BALANCE	2,948,224.26	(2,427,130.75)	2,013,838.92	48,437.86	239,897.27	41,798.03	2,865,065.59
<b>Beginning Equity:</b>	<b>2,948,224.26</b>	<b>(2,427,130.75)</b>	<b>2,013,838.92</b>	<b>48,437.86</b>	<b>239,897.27</b>	<b>41,798.03</b>	<b>2,865,065.59</b>
CURRENT YEAR PROFIT / LOSS	1,757,599.18	10,219.78	313,574.63	(1,106.40)	286,794.53	87,163.71	2,454,245.43
<b>Total Current Liabilities and Equity:</b>	<b>\$ 4,701,831.28</b>	<b>\$ 212,138.18</b>	<b>\$ 2,327,413.55</b>	<b>\$ 47,406.78</b>	<b>\$ 526,691.80</b>	<b>\$ 128,961.74</b>	<b>\$ 7,944,443.33</b>



## Superstition Fire & Medical District Cash Flow - All Governmental Funds

**November 30, 2019**

Month	Status	Beginning			Variance	Ending
		Cash Balance	Revenues	Expenditures		Cash Balance
July	Actual	\$ 2,865,066	\$ 445,637	\$ 1,320,399	\$ (874,762)	\$ 1,990,303
August	Actual	\$ 1,990,303	\$ 448,778	\$ 1,396,057	\$ (947,280)	\$ 1,043,024
September	Actual	\$ 1,043,024	\$ 1,248,107	\$ 1,437,541	\$ (189,433)	\$ 853,590
October	Actual	\$ 853,590	\$ 6,192,259	\$ 1,454,719	\$ 4,737,540	\$ 5,591,131
November	Actual	\$ 5,591,131	\$ 1,609,921	\$ 1,886,205	\$ (276,284)	\$ 5,314,847
December	Projected	\$ 5,314,847	\$ 1,773,312	\$ 1,385,819	\$ 387,493	\$ 5,702,341
January	Projected	\$ 5,702,341	\$ 1,046,852	\$ 1,576,610	\$ (529,758)	\$ 5,172,582
February	Projected	\$ 5,172,582	\$ 861,896	\$ 1,464,814	\$ (602,918)	\$ 4,569,664
March	Projected	\$ 4,569,664	\$ 915,153	\$ 1,588,434	\$ (673,281)	\$ 3,896,383
April	Projected	\$ 3,896,383	\$ 3,402,126	\$ 1,256,089	\$ 2,146,037	\$ 6,042,420
May	Projected	\$ 6,042,420	\$ 1,539,272	\$ 2,096,782	\$ (557,510)	\$ 5,484,910
June	Projected	\$ 5,484,910	\$ 403,067	\$ 2,101,955	\$ (1,698,888)	\$ 3,786,023

Per Arizona Revised Statute (ARS) §48-807(O), the District must produce a Cash Flow Projection Report each fiscal year. This was a new requirement effective September 13, 2013.

The Cash Flow report consists of the combined cash balances of all District Funds. These balances includes the General (100) Fund, Rescue Transport (150), Capital Projects (200) Fund, Bond Proceeds (300) Fund, Special Revenue (400) Fund, CCU Grant (450) Fund, Debt Principal (500) Fund, and Debt Interest (600) Fund.

The first half of the fiscal year's property taxes is due between October 1 and November 1, and the second half is due between March 1 and May 1. Consequently, during the early months of the fiscal year, Capital Projects fund may be utilized to off-set low revenue collections period, but are returned to the Capital Fund when revenue flows increase.

The Cash Flow Projection Report is to be updated monthly with the actual revenues deposited into and expenditures disbursed from the District' cash accounts. It is important to note that the revenues and expenditures are reported here on a Cash Basis.

This report is generated to demonstrate that the Fire District maintains sufficient cash available to satisfy the projected expenditures budgeted over the course of the fiscal year. Close attention should be paid to the Ending Cash Balance columns of this report.

The projections above were derived from an analysis of the District's actual revenues and expenditures for the past three fiscal years and the current year's approved budget. They are to be used as a guide in financial planning. For more detailed information regarding revenues, expenditures, and cash accounts, please refer to the District's Monthly Financial Statements, Warrants Register, and Bank Statements.



# Superstition Fire & Medical District Income Statement Summary

For Fiscal: 2019-2020 Period Ending: 11/30/19

	Original Total Budget	Current Month Actual	YTD Actual Activity	Forecasted Remaining Budget	% Budget Remaining
<b>Fund: 100 - GENERAL</b>					
<b>Revenues</b>					
DIRECT TAXES	13,588,758.00	989,007.98	7,248,586.78	6,340,171.22	46.7%
OTHER TAXES	487,023.00	196,785.71	234,280.02	252,742.98	51.9%
CHARGES FOR SERVICES	646,444.00	2,068.43	296,357.09	350,086.91	54.2%
COMMUNITY HEALTH SERVICES	3,000.00	245.00	1,394.45	1,605.55	53.5%
OTHER INCOME	40,000.00	2,715.94	17,151.49	22,848.51	57.1%
INTERGOVERNMENTAL INCOME	4,000.00	200.00	2,061.76	1,938.24	48.5%
OTHER FINANCING SOURCES (USES)	-	-	-	-	0.0%
<b>Revenue Total:</b>	<b>\$ 14,769,225.00</b>	<b>\$ 1,191,023.06</b>	<b>\$ 7,799,831.59</b>	<b>\$ 6,969,393.41</b>	<b>47.2%</b>
<b>Expenditures</b>					
ADMINISTRATIVE SERVICES	5,818,695.00	573,654.78	2,515,031.19	3,303,663.81	56.8%
FINANCIAL SERVICES / RESERVES	1,816,695.89	1,479.54	1,949.76	1,814,746.13	99.9%
TRAINING SERVICES	47,835.00	-	7,551.32	40,283.68	84.2%
TECHNICAL SERVICES	615,372.00	34,942.16	195,578.10	419,793.90	68.2%
COMMUNICATION SERVICES	207,868.00	11,648.06	59,855.54	148,012.46	71.2%
EMERGENCY SERVICES	7,844,727.00	910,835.31	3,215,007.82	4,629,719.18	59.0%
COMMUNITY SERVICES	112,883.00	10,904.24	47,258.68	65,624.32	58.1%
<b>Expenditures Total:</b>	<b>16,464,075.89</b>	<b>1,543,464.09</b>	<b>6,042,232.41</b>	<b>10,421,843.48</b>	<b>63.3%</b>
<b>Net Financial Sources (Uses)</b>	<b>\$ (1,694,850.89)</b>	<b>\$ (352,441.03)</b>	<b>\$ 1,757,599.18</b>	<b>\$ (3,452,450.07)</b>	
<b>Beginning Unrestricted Fund Balance July 1, 2019</b>	<b>1,694,850.89</b>				



# Superstition Fire & Medical District Expenditures - Summary

For Fiscal: 2019-2020 Period Ending: 11/30/19

	Original Total Budget	Current Month Actual	YTD Actual Activity	Forecasted Remaining Budget	% Budget Remaining
<b>Fund: 100 - GENERAL OPERATING</b>					
<b>DIVISION 10: ADMINISTRATIVE SERVICES</b>					
<b>Compensation &amp; Benefits</b>					
Compensation	627,348.00	72,473.31	265,701.68	361,646.32	57.6%
Employer Provided Benefits	3,933,378.00	421,604.87	1,733,759.38	2,199,618.62	55.9%
<b>Operating Expenditures</b>					
Equipment & Machinery	-	-	-	-	0.0%
Parts & Supplies	457,455.00	21,085.61	195,106.06	262,348.94	57.3%
Facility Services	245,686.00	18,567.28	86,573.21	159,112.79	64.8%
Operating Services	114,024.00	7,779.51	45,725.53	68,298.47	59.9%
Professional Services	440,804.00	32,144.20	188,165.33	252,638.67	57.3%
Financial Services	1,816,695.89	1,479.54	1,949.76	1,814,746.13	99.9%
Training Services	47,835.00	-	7,551.32	40,283.68	84.2%
<b>TOTAL ADMINISTRATIVE SERVICES</b>	<b>7,683,225.89</b>	<b>575,134.32</b>	<b>2,524,532.27</b>	<b>5,158,693.62</b>	<b>67.1%</b>
<b>DIVISION 20: TECHNICAL SERVICES</b>					
<b>Compensation</b>	312,652.00	29,543.48	108,226.51	204,425.49	65.4%
<b>Operating Expenditures</b>					
Equipment & Machinery	3,200.00	-	1,878.60	1,321.40	41.3%
Operating Supplies	169,715.00	4,130.89	39,761.64	129,953.36	76.6%
Parts & Supplies	105,255.00	1,217.79	30,200.17	75,054.83	71.3%
Professional Services	16,550.00	50.00	14,541.90	2,008.10	12.1%
Training Services	8,000.00	-	969.28	7,030.72	87.9%
<b>TOTAL TECHNICAL SERVICES</b>	<b>615,372.00</b>	<b>34,942.16</b>	<b>195,578.10</b>	<b>419,793.90</b>	<b>68.2%</b>
<b>DIVISION 30: COMMUNICATIONS SERVICES</b>					
<b>Operating Expenditures</b>					
Parts & Supplies	1,650.00	-	-	1,650.00	100.0%
Facility Services	6,000.00	742.66	1,856.65	4,143.35	69.1%
Operating Services	73,948.00	3,413.38	22,876.79	51,071.21	69.1%
Professional Services	126,270.00	7,492.02	35,122.10	91,147.90	72.2%
<b>TOTAL COMMUNICATION SERVICES</b>	<b>207,868.00</b>	<b>11,648.06</b>	<b>59,855.54</b>	<b>148,012.46</b>	<b>71.2%</b>
<b>DIVISION 40: EMERGENCY SERVICES</b>					
<b>Compensation</b>	7,579,839.00	901,694.99	3,135,588.40	4,444,250.60	58.6%
<b>Operating Expenditures</b>					
Equipment & Machinery	21,833.00	-	3,290.26	18,542.74	84.9%
Operating Supplies	94,850.00	5,129.97	29,267.24	65,582.76	69.1%
Parts & Supplies	52,985.00	359.04	15,284.46	37,700.54	71.2%
Operating Services	13,000.00	940.96	3,673.59	9,326.41	71.7%
Professional Services	61,187.00	1,170.66	17,310.18	43,876.82	71.7%
Training Services	21,033.00	1,539.69	10,593.69	10,439.31	49.6%
<b>TOTAL EMERGENCY SERVICES</b>	<b>7,844,727.00</b>	<b>910,835.31</b>	<b>3,215,007.82</b>	<b>4,629,719.18</b>	<b>59.0%</b>
<b>DIVISION 50: COMMUNITY SERVICES / FIRE PREVENTION</b>					
<b>Compensation</b>	86,843.00	10,020.39	36,514.63	50,328.37	58.0%
<b>Operating Expenditures</b>					
Operating Supplies	2,000.00	129.47	1,399.11	600.89	30.0%
Parts & Supplies	3,000.00	754.38	1,071.98	1,928.02	64.3%
Operating Services	2,000.00	-	1,806.52	193.48	9.7%
Professional Services	13,800.00	-	4,439.32	9,360.68	67.8%
Training Services	5,240.00	-	2,027.12	3,212.88	61.3%
<b>TOTAL COMMUNITY SERVICES / FIRE PREVENTION</b>	<b>112,883.00</b>	<b>10,904.24</b>	<b>47,258.68</b>	<b>65,624.32</b>	<b>58.1%</b>
<b>GRAND TOTAL GENERAL FUND</b>	<b>\$ 16,464,075.89</b>	<b>\$ 1,543,464.09</b>	<b>\$ 6,042,232.41</b>	<b>\$ 10,421,843.48</b>	<b>63.3%</b>



# Superstition Fire & Medical District Income Statement - Detail

For Fiscal: 2019-2020 Period Ending: 11/30/19

		Original Total Budget	Current Month Actual	YTD Actual Activity	Forecasted Remaining Budget	% Budget Remaining
<b>Revenue</b>						
<b>Direct Taxes</b>						
100-10-41000-10	REAL & SECURED PROPERTY TAXES	12,207,629.00	851,496.82	6,282,735.68	5,924,893.32	48.5%
100-10-41050-10	UNSECURED PERS PROPERTY TAXES	992,035.00	92,887.69	598,254.26	393,780.74	39.7%
100-10-41075-10	REFUNDED TAXES	(25,000.00)	(2,837.09)	(8,480.42)	(16,519.58)	66.1%
100-10-41080-10	MARICOPA COUNTY PROPERTY TAXES	14,094.00	7,681.43	9,201.24	4,892.76	34.7%
100-10-41100-10	FIRE DISTRICT ASSISTANCE TAX	400,000.00	39,779.13	366,876.02	33,123.98	8.3%
	<b>Subtotal</b>	<b>13,588,758.00</b>	<b>989,007.98</b>	<b>7,248,586.78</b>	<b>6,340,171.22</b>	<b>46.7%</b>
<b>Other Taxes</b>						
100-10-41200-10	SRP CONTRIBUTIONS	367,023.00	182,722.91	182,722.91	184,300.09	50.2%
100-10-41300-10	INSURANCE PREMIUM TAX	120,000.00	14,062.80	51,557.11	68,442.89	57.0%
	<b>Total Tax Revenue</b>	<b>14,075,781.00</b>	<b>1,185,793.69</b>	<b>7,482,866.80</b>	<b>6,592,914.20</b>	<b>46.8%</b>
<b>Charges for Services</b>						
100-10-42025-41	RTC COST RECOVERY	40,000.00	(677.00)	21,085.00	18,915.00	47.3%
100-10-42050-41	OTHER EMS PAYMENTS	7,444.00	-	-	7,444.00	100.0%
100-10-42075-41	EMS CONTRACTS	53,000.00	-	-	53,000.00	100.0%
100-10-42078-12	FIRE CONTRACTS	5,000.00	-	-	5,000.00	100.0%
100-10-42200-41	MISCELLANEOUS CONTRACTS	7,000.00	726.83	3,669.64	3,330.36	47.6%
100-10-42500-50	SELF INSPECTION FEES	3,000.00	20.00	1,580.00	1,420.00	47.3%
100-10-42600-15	COPIES (FIRE REPORTS, ETC.)	1,000.00	140.00	580.00	420.00	42.0%
100-10-42700-50	PERMITS	14,000.00	1,000.00	5,750.00	8,250.00	58.9%
100-10-43100-12	STATE LAND FIRE PAYMENTS	450,000.00	-	244,156.80	205,843.20	45.7%
100-10-43200-20	OUTSIDE FLEET MAINTENANCE	66,000.00	858.60	19,535.65	46,464.35	70.4%
100-10-43300-50	INTERGOVERNMENTAL - PLAN REVIEW FEES	4,000.00	200.00	2,061.76	1,938.24	48.5%
	<b>Total Charges for Services</b>	<b>650,444.00</b>	<b>2,268.43</b>	<b>298,418.85</b>	<b>352,025.15</b>	<b>54.1%</b>
<b>Community Health Services</b>						
100-10-43500-41	CPR / FIRST AID CLASSES	3,000.00	245.00	1,394.45	1,605.55	53.5%
<b>Other Income</b>						
100-10-45700-10	INVESTMENT EARNINGS	30,000.00	2,692.34	16,066.53	13,933.47	46.4%
100-10-45800-10	COBRA REIMBURSEMENT INCOME	-	-	1,967.05	(1,967.05)	0.0%
100-10-45900-10	OTHER INCOME	10,000.00	23.60	(882.09)	10,882.09	108.8%
100-10-46700-10	CM GRANT REIMBURSEMENT INCOME	-	-	-	-	100.0%
	<b>Total Charges for Services</b>	<b>40,000.00</b>	<b>2,715.94</b>	<b>17,151.49</b>	<b>22,848.51</b>	<b>57.1%</b>
<b>Other Financing Sources (Uses)</b>						
100-80-48020-04	TRANSFER IN (400 Fund)	-	-	-	-	0.0%
100-80-48020-10	TRANSFER IN	-	-	-	-	0.0%
100-80-48100-04	TRANSFER OUT (400 Fund)	-	-	-	-	0.0%
100-80-48100-05	TRANSFER OUT (450 Fund)	-	-	-	-	0.0%
100-90-49500-10	DISTRICT EQUIPMENT SALES	-	-	-	-	0.0%
	<b>Total Financing Sources (Uses)</b>	<b>-</b>	<b>-</b>	<b>-</b>	<b>-</b>	<b>0.0%</b>
<b>Revenue Total:</b>		<b>\$ 14,769,225.00</b>	<b>\$ 1,191,023.06</b>	<b>\$ 7,799,831.59</b>	<b>\$ 6,969,393.41</b>	<b>47.2%</b>

## Expense

### DIVISION 10: ADMINISTRATIVE SERVICES

<b>Wages</b>						
100-10-50000-10	FIRE CHIEF	146,782.00	16,936.35	61,954.23	84,827.77	57.8%
100-10-50010-10	ADMIN SERVICES STAFF	468,932.00	54,482.80	198,441.87	270,490.13	57.7%
100-10-52510-10	WAGE ALLOWANCE (CELL PHONES)	9,934.00	1,054.16	3,281.96	6,652.04	67.0%
100-10-52700-10	ADMIN SERVICES STAFF OVERTIME	1,700.00	-	2,023.62	(323.62)	-19.0%
	<b>Subtotal</b>	<b>627,348.00</b>	<b>72,473.31</b>	<b>265,701.68</b>	<b>361,646.32</b>	<b>57.6%</b>
<b>Employer Provided Benefits</b>						
100-10-53710-10	PENSION (PSPRS)	2,092,671.00	238,442.86	882,626.49	1,210,044.51	57.8%
100-10-53760-10	PENSION (ASRS)	116,425.00	12,801.09	47,026.78	69,398.22	59.6%
100-10-53770-10	BENEFIT CONTRIBUTIONS	1,332,650.00	152,709.51	559,478.85	773,171.15	58.0%
100-10-53799-10	SAFER GRANT BENEFIT REIMBURSEMENT	(196,520.00)	(23,194.19)	(77,403.94)	(119,116.06)	60.6%
100-10-53810-10	SOCIAL SECURITY	58,273.00	6,556.53	24,086.39	34,186.61	58.7%
100-10-53830-10	MEDICARE	129,805.00	15,176.05	54,658.00	75,147.00	57.9%
100-10-53860-10	INDUSTRIAL INSURANCE	160,547.00	46,759.89	153,355.09	7,191.91	4.5%
100-10-53870-10	INDUSTRIAL INSURANCE - VOLUNTEERS	-	-	-	-	0.0%
100-10-53890-10	UNEMPLOYMENT	-	-	-	-	0.0%
100-10-53910-10	MEDICAL INSURANCE	-	(26,374.82)	64,088.80	(64,088.80)	0.0%
100-10-53920-10	DENTAL INSURANCE	-	(2,098.51)	5,355.99	(5,355.99)	0.0%
100-10-53930-10	VISION INSURANCE	-	(289.78)	744.12	(744.12)	0.0%
100-10-53940-10	EMPLOYEE ASSISTANCE PROGRAM	9,907.00	814.08	4,869.12	5,037.88	50.9%
100-10-53950-10	LIFE INSURANCE	10,320.00	848.00	5,072.00	5,248.00	50.9%
100-10-53960-10	CANCER INSURANCE FUND (PSPRS)	4,700.00	-	4,700.00	-	0.0%
100-10-53965-10	COBRA (REIMBURSABLE)	-	(545.84)	4,137.26	(4,137.26)	0.0%
100-10-53990-10	EARNED LEAVE BUYOUT (ELBO) PROGRAM	207,763.00	-	950.65	206,812.35	99.5%



# Superstition Fire & Medical District Income Statement - Detail

For Fiscal: 2019-2020 Period Ending: 11/30/19

	Original Total Budget	Current Month Actual	YTD Actual Activity	Forecasted Remaining Budget	% Budget Remaining
<b>100-10-53992-10</b> EARNED LEAVE BUYOUT PROGRAM - FICA	6,837.00	-	13.78	6,823.22	99.8%
<b>100-10-53997-10</b> EARNED LEAVE SEPARATION (ELSP) PROGRAM	-	-	-	-	0.0%
<b>100-10-53998-10</b> EARNED LEAVE SEPARATION PROGRAM - FICA	-	-	-	-	0.0%
<b>Subtotal</b>	<b>3,933,378.00</b>	<b>421,604.87</b>	<b>1,733,759.38</b>	<b>2,199,618.62</b>	<b>55.9%</b>
<b>Admin Services Compensation &amp; Benefits Total:</b>	<b>4,560,726.00</b>	<b>494,078.18</b>	<b>1,999,461.06</b>	<b>2,561,264.94</b>	<b>56.2%</b>
<b>Equipment &amp; Machinery</b>					
<b>100-10-54050-08</b> COMPUTER SOFTWARE	-	-	-	-	0.0%
<b>Subtotal</b>	<b>-</b>	<b>-</b>	<b>-</b>	<b>-</b>	<b>0.0%</b>
<b>Operating Supplies / Parts &amp; Supplies</b>					
<b>100-10-55060-08</b> COMPUTER / PRINTER SUPPLIES & MAINTENANCE	-	(197.94)	3,873.87	(3,873.87)	0.0%
<b>100-10-55340-20</b> IGA PARTS & SUPPLIES - FLORENCE	27,000.00	415.73	5,428.97	21,571.03	79.9%
<b>100-10-55341-12</b> IGA - STATE LAND REIMBURSABLE EXPENSES	22,750.00	-	9,571.51	13,178.49	57.9%
<b>100-10-55342-12</b> STATE LAND / SHIFT COVERAGE	214,100.00	-	117,307.86	96,792.14	45.2%
<b>100-10-55343-20</b> IGA SERVICES WAGES (INTERGOVERNMENTAL)	15,000.00	2,135.72	4,649.16	10,350.84	69.0%
<b>100-10-55345-41</b> CONTRACTED SPECIAL EVENTS OVERTIME	38,225.00	-	-	38,225.00	100.0%
<b>100-10-55550-12</b> OFFICE FURNITURE & EQUIP, PARTS & SUPPLIES	11,500.00	2,745.93	4,233.97	7,266.03	63.2%
<b>100-10-55670-50</b> VOLUNTEER EXPENSES	200.00	-	-	200.00	100.0%
<b>100-10-56340-12</b> CLEANING SUPPLIES	17,380.00	40.75	6,109.09	11,270.91	64.8%
<b>100-10-56600-12</b> FACILITY MAINTENANCE	21,700.00	3,167.92	10,869.71	10,830.29	49.9%
<b>100-10-56860-12</b> FOOD / BEVERAGES	700.00	113.97	545.18	154.82	22.1%
<b>100-10-57100-12</b> OFFICE SUPPLIES	7,000.00	417.26	1,702.79	5,297.21	75.7%
<b>100-10-57200-12</b> POSTAGE / DELIVERY SERVICES	2,000.00	29.94	598.75	1,401.25	70.1%
<b>100-10-57220-12</b> POSTAGE METER RENTAL / SUPPLIES	500.00	-	93.69	406.31	81.3%
<b>100-10-57440-12</b> PROFESSIONAL PUBLICATIONS / SUBSCRIPTIONS	1,300.00	-	-	1,300.00	100.0%
<b>100-10-57600-12</b> HONOR GUARD	2,000.00	-	110.00	1,890.00	94.5%
<b>100-10-57620-12</b> REWARDS / RECOGNITION / FLOWERS SUPPLIES	3,950.00	-	3,076.91	873.09	22.1%
<b>100-10-57640-12</b> VOLUNTEER RECOGNITION	-	-	-	-	0.0%
<b>100-10-57660-12</b> PEER SUPPORT	200.00	-	-	200.00	100.0%
<b>100-10-58000-12</b> UNIFORMS (CIVILIAN)	5,400.00	306.92	306.92	5,093.08	94.3%
<b>100-10-58020-12</b> UNIFORMS - CLASS A / NEW HIRES	-	1,619.14	4,859.28	(4,859.28)	0.0%
<b>100-10-58080-12</b> UNIFORMS (GOVERNING BOARD)	250.00	-	-	250.00	100.0%
<b>100-10-58100-12</b> UNIFORMS (PUBLIC SAFETY)	65,800.00	10,290.27	21,768.40	44,031.60	66.9%
<b>100-10-58150-12</b> UNIFORMS (VOLUNTEERS)	500.00	-	-	500.00	100.0%
<b>Subtotal</b>	<b>457,455.00</b>	<b>21,085.61</b>	<b>195,106.06</b>	<b>262,348.94</b>	<b>57.3%</b>
<b>Facility Services</b>					
<b>100-10-59000-12</b> FACILITIES RENT	30,000.00	2,500.00	12,500.00	17,500.00	58.3%
<b>100-10-59020-12</b> ELECTRICITY	100,000.00	7,081.22	43,156.77	56,843.23	56.8%
<b>100-10-59040-12</b> FACILITY PROJECTS	60,000.00	4,417.73	12,083.43	47,916.57	79.9%
<b>100-10-59060-12</b> NATURAL GAS	5,928.00	344.27	2,116.17	3,811.83	64.3%
<b>100-10-59100-08</b> PHONE	20,462.00	2,506.31	6,942.33	13,519.67	66.1%
<b>100-10-59160-12</b> WATER SOFTENER SUPPLIES	5,700.00	405.83	2,185.12	3,514.88	61.7%
<b>100-10-59180-12</b> SEWER / SEPTIC	4,212.00	202.78	588.88	3,623.12	86.0%
<b>100-10-59200-12</b> WATER	19,384.00	1,109.14	7,000.51	12,383.49	63.9%
<b>Subtotal</b>	<b>245,686.00</b>	<b>18,567.28</b>	<b>86,573.21</b>	<b>159,112.79</b>	<b>64.8%</b>
<b>Operating Services</b>					
<b>100-10-60180-08</b> COPIER MAINTENANCE & SUPPLIES	4,000.00	158.41	1,464.09	2,535.91	63.4%
<b>100-10-60230-12</b> DOCUMENT DISPOSAL SERVICES	500.00	36.66	110.00	390.00	78.0%
<b>100-10-60240-12</b> EXTERMINATING	3,500.00	-	696.06	2,803.94	80.1%
<b>100-10-60310-08</b> INTERNET	72,000.00	5,434.00	28,201.36	43,798.64	60.8%
<b>100-10-60320-12</b> LANDSCAPING	2,980.00	-	1,183.32	1,796.68	60.3%
<b>100-10-60580-12</b> REFUSE COLLECTION	4,500.00	229.18	1,145.90	3,354.10	74.5%
<b>100-10-60600-12</b> SECURITY & ALARM SYSTEMS	7,500.00	99.01	5,288.78	2,211.22	29.5%
<b>100-10-60620-08</b> INDIVIDUAL SOFTWARE LICENSING	5,700.00	-	-	5,700.00	100.0%
<b>100-10-60630-08</b> SYSTEM SERVER HOSTING	4,719.00	275.19	1,651.14	3,067.86	65.0%
<b>100-10-60740-12</b> WATER & ICE (DRINKING)	8,625.00	1,547.06	5,984.88	2,640.12	30.6%
<b>Subtotal</b>	<b>114,024.00</b>	<b>7,779.51</b>	<b>45,725.53</b>	<b>68,298.47</b>	<b>59.9%</b>
<b>Professional Services</b>					
<b>100-10-61010-08</b> ACCREDITATION	12,500.00	-	-	12,500.00	100.0%
<b>100-10-61020-12</b> ADMIN MEDICAL DIRECTOR - CONTRACT	30,000.00	-	7,500.00	22,500.00	75.0%
<b>100-10-61060-12</b> NEW HIRE HR ADVERTISING	-	-	-	-	0.0%
<b>100-10-61100-12</b> BACKGROUND INVESTIGATION / CREDIT REPORTING	-	-	60.00	(60.00)	0.0%
<b>100-10-61160-08</b> COMPUTER INFO SYSTEMS MAINT CONTRACT	22,000.00	-	-	22,000.00	100.0%
<b>100-10-61170-08</b> CIS WEB HOSTING / DOMAINS / CERTIFICATES	2,000.00	237.20	1,272.74	727.26	36.4%
<b>100-10-61200-12</b> NEW HIRE HR TESTING	6,500.00	-	6,723.08	(223.08)	-3.4%
<b>100-10-61250-12</b> FIRE CHIEF SEARCH CONTINGENCY	25,000.00	-	-	25,000.00	100.0%
<b>100-10-61260-12</b> CPA AUDIT SERVICES	13,000.00	-	-	13,000.00	100.0%
<b>100-10-61300-12</b> LABOR RELATIONS CONSULTING / CONFERENCES	5,333.00	1,433.02	1,433.02	3,899.98	73.1%
<b>100-10-61700-12</b> VEHICLE / PROPERTY / LIABILITY INSURANCE	117,771.00	29,375.98	59,758.04	58,012.96	49.3%
<b>100-10-61860-12</b> GOVERNING BOARD LEGAL SERVICES	20,000.00	-	4,340.41	15,659.59	78.3%



# Superstition Fire & Medical District Income Statement - Detail

For Fiscal: 2019-2020 Period Ending: 11/30/19

	Original Total Budget	Current Month Actual	YTD Actual Activity	Forecasted Remaining Budget	% Budget Remaining
<b>100-10-61880-12</b> HR / INVESTIGATION LEGAL SERVICES	10,000.00	1,098.00	27,130.50	(17,130.50)	<span style="color: red;">●</span> -171.3%
<b>100-10-61920-12</b> MEDICAL EXAM SERVICES	110,000.00	-	58,780.00	51,220.00	<span style="color: red;">●</span> 46.6%
<b>100-10-61960-12</b> TEMP PERSONNEL - OUTSIDE SERVICES	-	-	-	-	<span style="color: green;">●</span> 0.0%
<b>100-10-62020-12</b> PRINTING / PUBLISHING SERVICES	2,500.00	-	864.37	1,635.63	<span style="color: green;">●</span> 65.4%
<b>100-10-62060-12</b> PROFESSIONAL ORGANIZATIONS / MEMBERSHIP	5,000.00	-	523.49	4,476.51	<span style="color: green;">●</span> 89.5%
<b>100-10-62105-08</b> GLOBAL SOFTWARE LICENSING	59,200.00	-	19,779.68	39,420.32	<span style="color: green;">●</span> 66.6%
<b>Subtotal</b>	<b>440,804.00</b>	<b>32,144.20</b>	<b>188,165.33</b>	<b>252,638.67</b>	<span style="color: yellow;">●</span> 57.3%
<b>Financial Services</b>					
<b>100-10-63000-10</b> ADMIN FEES, BONDS & LEASES	1,000.00	57.35	290.20	709.80	<span style="color: green;">●</span> 71.0%
<b>100-10-63100-10</b> FEES (RECORD / FILING / PERMIT)	100.00	-	237.37	(137.37)	<span style="color: red;">●</span> -137.4%
<b>100-10-63140-10</b> INTEREST & FINANCE CHARGES	2,000.00	1,422.19	1,422.19	577.81	<span style="color: red;">●</span> 28.9%
<b>100-10-63150-10</b> FINANCIAL RESERVE	1,813,595.89	-	-	1,813,595.89	<span style="color: green;">●</span> 100.0%
<b>Subtotal</b>	<b>1,816,695.89</b>	<b>1,479.54</b>	<b>1,949.76</b>	<b>1,814,746.13</b>	<span style="color: green;">●</span> 99.9%
<b>Training Services</b>					
<b>100-10-64020-12</b> ADMINISTRATIVE TRAINING / CONFERENCES	2,500.00	-	1,417.32	1,082.68	<span style="color: red;">●</span> 43.3%
<b>100-10-64040-12</b> BOARD OF DIRECTORS TRAINING	1,000.00	-	-	1,000.00	<span style="color: green;">●</span> 100.0%
<b>100-10-64060-12</b> COLLEGE TUITION REIMBURSEMENT	44,335.00	-	6,134.00	38,201.00	<span style="color: green;">●</span> 86.2%
<b>Subtotal</b>	<b>47,835.00</b>	<b>-</b>	<b>7,551.32</b>	<b>40,283.68</b>	<span style="color: green;">●</span> 84.2%
<b>Administrative Services Operating Expense Total:</b>	<b>3,122,499.89</b>	<b>81,056.14</b>	<b>525,071.21</b>	<b>2,597,428.68</b>	<span style="color: green;">●</span> 83.2%
<b>TOTAL ADMINISTRATIVE SERVICES</b>	<b>7,683,225.89</b>	<b>575,134.32</b>	<b>2,524,532.27</b>	<b>5,158,693.62</b>	<span style="color: green;">●</span> 67.1%

## DIVISION 20: TECHNICAL SERVICES

	Original Total Budget	Current Month Actual	YTD Actual Activity	Forecasted Remaining Budget	% Budget Remaining
<b>Wages</b>					
<b>100-20-50020-10</b> FLEET & FACILITIES STAFF	305,152.00	29,543.48	107,366.63	197,785.37	<span style="color: green;">●</span> 64.8%
<b>100-20-52700-20</b> FLEET & FACILITIES STAFF OVERTIME	7,500.00	-	859.88	6,640.12	<span style="color: green;">●</span> 88.5%
<b>Technical Services Wages Total:</b>	<b>312,652.00</b>	<b>29,543.48</b>	<b>108,226.51</b>	<b>204,425.49</b>	<span style="color: green;">●</span> 65.4%
<b>Equipment &amp; Machinery</b>					
<b>100-20-54050-20</b> DIAGNOSTIC SOFTWARE	3,200.00	-	1,878.60	1,321.40	<span style="color: red;">●</span> 41.3%
<b>Operating Supplies</b>					
<b>100-20-55400-20</b> MECHANICAL EQUIPMENT, PARTS & SUPPLIES	6,000.00	-	821.86	5,178.14	<span style="color: green;">●</span> 86.3%
<b>100-20-55580-20</b> TIRES	69,500.00	425.70	8,288.14	61,211.86	<span style="color: green;">●</span> 88.1%
<b>100-20-55620-20</b> VEHICLE PARTS	94,215.00	3,705.19	30,651.64	63,563.36	<span style="color: green;">●</span> 67.5%
<b>Subtotal</b>	<b>169,715.00</b>	<b>4,130.89</b>	<b>39,761.64</b>	<b>129,953.36</b>	<span style="color: green;">●</span> 76.6%
<b>Parts &amp; Supplies</b>					
<b>100-20-56800-20</b> FLUIDS (ANTIFREEZE, BRAKE, TRANSMISSION)	6,310.00	(11.64)	4,062.20	2,247.80	<span style="color: red;">●</span> 35.6%
<b>100-20-56880-20</b> FUEL - DIESEL	68,445.00	968.14	17,340.83	51,104.17	<span style="color: green;">●</span> 74.7%
<b>100-20-56900-20</b> FUEL - UNLEADED	14,600.00	128.82	4,565.96	10,034.04	<span style="color: green;">●</span> 68.7%
<b>100-20-57060-20</b> MISCELLANEOUS SHOP SUPPLIES	7,740.00	72.96	3,539.42	4,200.58	<span style="color: yellow;">●</span> 54.3%
<b>100-20-57140-20</b> ENGINE OIL	6,900.00	-	473.20	6,426.80	<span style="color: green;">●</span> 93.1%
<b>100-20-58120-20</b> UNIFORMS & TOWELS (TECHNICAL SERVICES)	1,260.00	59.51	218.56	1,041.44	<span style="color: green;">●</span> 82.7%
<b>Subtotal</b>	<b>105,255.00</b>	<b>1,217.79</b>	<b>30,200.17</b>	<b>75,054.83</b>	<span style="color: green;">●</span> 71.3%
<b>Professional Services</b>					
<b>100-20-61460-20</b> HAZARDOUS WASTE DISPOSAL	600.00	-	75.34	524.66	<span style="color: green;">●</span> 87.4%
<b>100-20-61820-20</b> LADDER TESTING & CERT - AERIAL & GROUND	3,450.00	-	3,174.80	275.20	<span style="color: red;">●</span> 8.0%
<b>100-20-62140-20</b> REPAIR & MAINTENANCE - FLEET	12,500.00	50.00	11,291.76	1,208.24	<span style="color: red;">●</span> 9.7%
<b>Subtotal</b>	<b>16,550.00</b>	<b>50.00</b>	<b>14,541.90</b>	<b>2,008.10</b>	<span style="color: red;">●</span> 12.1%
<b>Training Services</b>					
<b>100-20-64470-20</b> FLEET SERVICES TRAINING	8,000.00	-	969.28	7,030.72	<span style="color: green;">●</span> 87.9%
<b>Technical Services Operating Expense Total:</b>	<b>302,720.00</b>	<b>5,398.68</b>	<b>87,351.59</b>	<b>215,368.41</b>	<span style="color: green;">●</span> 71.1%
<b>TOTAL TECHNICAL SERVICES</b>	<b>615,372.00</b>	<b>34,942.16</b>	<b>195,578.10</b>	<b>419,793.90</b>	<span style="color: green;">●</span> 68.2%



# Superstition Fire & Medical District Income Statement - Detail

For Fiscal: 2019-2020 Period Ending: 11/30/19

		Original Total Budget	Current Month Actual	YTD Actual Activity	Forecasted Remaining Budget	% Budget Remaining
<b>DIVISION 30: COMMUNICATIONS SERVICES</b>						
<b>Parts &amp; Supplies</b>						
100-30-56040-15	BATTERIES - ELECTRONICS (PORTABLE BATTERIES)	1,400.00	-	-	1,400.00	100.0%
100-30-57590-15	RADIO EQUIPMENT SUPPLIES	250.00	-	-	250.00	100.0%
	<b>Subtotal</b>	1,650.00	-	-	1,650.00	100.0%
<b>Facility Services</b>						
100-30-59080-15	PHONE / E - 911 COMM CIRCUITS	6,000.00	742.66	1,856.65	4,143.35	69.1%
<b>Operating Services</b>						
100-30-60020-15	TOPAZ / G2 MAINTENANCE	18,000.00	508.66	6,465.33	11,534.67	64.1%
100-30-60340-08	MCT MAINTENANCE	18,948.00	-	4,736.70	14,211.30	75.0%
100-30-60350-08	MOBILE DATA OPERATIONS	27,000.00	2,904.72	11,674.76	15,325.24	56.8%
100-30-60560-15	RADIO INFORMATION SYSTEMS MAINTENANCE	10,000.00	-	-	10,000.00	100.0%
	<b>Subtotal</b>	73,948.00	3,413.38	22,876.79	51,071.21	69.1%
<b>Professional Services</b>						
100-30-61440-15	DISPATCH SERVICES - MFMD	126,270.00	7,492.02	35,122.10	91,147.90	72.2%
	<b>TOTAL COMMUNICATIONS SERVICES</b>	207,868.00	11,648.06	59,855.54	148,012.46	71.2%
<b>DIVISION 40: EMERGENCY SERVICES</b>						
<b>Wages</b>						
100-40-50040-10	ASSISTANT CHIEFS	261,983.00	30,228.79	110,593.83	151,389.17	57.8%
100-40-50050-10	DEPUTY CHIEF	126,743.00	14,458.95	53,016.15	73,726.85	58.2%
100-40-50140-10	ADMINISTRATIVE ASSISTANT II	56,112.00	6,474.42	23,571.91	32,540.09	58.0%
100-40-51010-10	BATTALION CHIEFS	324,538.00	41,586.96	142,054.07	182,483.93	56.2%
100-40-51030-10	CAPTAINS	2,071,170.00	238,546.91	860,170.38	1,210,999.62	58.5%
100-40-51040-10	ENGINEERS	1,439,406.00	166,711.60	599,436.94	839,969.06	58.4%
100-40-51050-10	FIREFIGHTERS	3,136,658.00	355,156.40	1,286,613.26	1,850,044.74	59.0%
100-40-52015-10	INJURY WAGES	-	-	432.23	(432.23)	0.0%
100-40-52530-12	BATTALION CHIEF COVERAGE	22,500.00	3,331.86	4,961.25	17,538.75	78.0%
100-40-52539-10	SAFER GRANT WAGES REIMBURSEMENT	(395,645.00)	(40,947.26)	(145,599.09)	(250,045.91)	63.2%
	<b>Subtotal</b>	7,043,465.00	815,548.63	2,935,250.93	4,108,214.07	58.3%
<b>OT Wages</b>						
100-40-52540-10	FLSA HALFTIME	95,465.00	11,800.00	39,363.51	56,101.49	58.8%
100-40-52560-10	HOLIDAY PAY	267,079.00	50,891.39	101,407.34	165,671.66	62.0%
100-40-52700-12	OPS ADMIN STAFF OVERTIME	250.00	-	-	250.00	100.0%
100-40-52740-12	SHIFT OVERTIME	100,000.00	17,325.98	46,603.14	53,396.86	53.4%
100-40-52750-12	SPECIAL OVERTIME	2,000.00	678.48	1,408.63	591.37	29.6%
100-40-52810-12	NON-CONTRACTED SPECIAL EVENTS OT	4,000.00	-	-	4,000.00	100.0%
100-40-52850-47	SCBA OVERTIME	3,500.00	-	920.23	2,579.77	73.7%
100-40-52910-50	PUBLIC EVENTS / PUB ED OT	300.00	466.13	466.13	(166.13)	-55.4%
	<b>Subtotal</b>	472,594.00	81,161.98	190,168.98	282,425.02	59.8%
<b>Training OT Wages</b>						
100-40-53140-41	EMS TRAINING OT	3,040.00	177.76	375.27	2,664.73	87.7%
100-40-53240-12	PROMOTIONAL TESTING OT	2,000.00	253.21	915.85	1,084.15	54.2%
100-40-53260-41	FIRE OPERATIONAL TRAINING OT	19,600.00	355.62	2,329.57	17,270.43	88.1%
100-40-53360-41	OFFICER DEVELOPMENT OT	26,000.00	4,197.79	5,920.73	20,079.27	77.2%
100-40-53380-41	RECRUIT / INTERN ACADEMY OT	-	-	-	-	0.0%
100-40-53500-41	SPECIAL OPERATIONS OT	9,400.00	-	627.07	8,772.93	93.3%
	<b>Subtotal</b>	60,040.00	4,984.38	10,168.49	49,871.51	83.1%
<b>Other OT Wages</b>						
100-40-53580-15	FIRE INVESTIGATION OT	3,740.00	-	-	3,740.00	100.0%
	<b>Emergency Services Wages Total:</b>	7,579,839.00	901,694.99	3,135,588.40	4,444,250.60	58.6%
<b>Equipment &amp; Machinery</b>						
100-40-54080-41	EMS EQUIPMENT & MACHINERY (ASSET)	2,000.00	-	-	2,000.00	100.0%
100-40-54120-40	FIRE OPS EQUIPMENT & MACHINERY (ASSET)	2,500.00	-	-	2,500.00	100.0%
100-40-54140-40	FIRE OPS HOSE (ASSET)	8,000.00	-	-	8,000.00	100.0%
100-40-54165-41	FIRE OPS TRAINING EQUIPMENT (ASSET)	-	-	-	-	0.0%
100-40-54300-42	PHYSICAL FITNESS EQUIPMENT (ASSET)	1,333.00	-	-	1,333.00	100.0%
100-40-54420-47	SCBA AIR MASKS (ASSET)	8,000.00	-	3,290.26	4,709.74	58.9%
100-40-54460-41	SPECIAL OPERATIONS EQUIPMENT (ASSET)	-	-	-	-	0.0%
	<b>Subtotal</b>	21,833.00	-	3,290.26	18,542.74	84.9%





# Superstition Fire & Medical District Income Statement - Detail

For Fiscal: 2019-2020 Period Ending: 11/30/19

		Original Total Budget	Current Month Actual	YTD Actual Activity	Forecasted Remaining Budget		% Budget Remaining
<b>Operating Supplies</b>							
100-40-55100-41	EMS PARTS AND SUPPLIES	29,600.00	845.53	2,921.13	26,678.87	<span style="color: green;">●</span>	90.1%
100-40-55200-20	FIRE OPS EQUIPMENT, PARTS, SUPPLIES & MAINT	32,250.00	596.49	15,167.50	17,082.50	<span style="color: red;">●</span>	53.0%
100-40-55220-41	FIRE OPS TRAINING TOOLS & SUPPLIES	3,500.00	-	-	3,500.00	<span style="color: green;">●</span>	100.0%
100-40-55440-42	PHYSICAL FITNESS TRAINING TOOLS, SUPP & MAINT	2,000.00	-	754.55	1,245.45	<span style="color: green;">●</span>	62.3%
100-40-55480-42	SAFETY EQUIPMENT, PARTS & SUPPLIES	1,500.00	263.85	1,624.77	(124.77)	<span style="color: red;">●</span>	-8.3%
100-40-55520-47	SCBA TOOLS, EQUIPMENT & SUPPLIES	4,000.00	-	2,880.92	1,119.08	<span style="color: green;">●</span>	28.0%
100-40-55560-41	SPECIAL OPS (TRT/HAZ-MAT) OPERATING EXPENSES	13,500.00	2,853.35	3,996.25	9,503.75	<span style="color: green;">●</span>	70.4%
100-40-55580-41	SPECIAL OPS (WILDLAND) OPERATING EXPENSES	8,500.00	570.75	1,922.12	6,577.88	<span style="color: green;">●</span>	77.4%
	<b>Subtotal</b>	<b>94,850.00</b>	<b>5,129.97</b>	<b>29,267.24</b>	<b>65,582.76</b>	<span style="color: green;">●</span>	<b>69.1%</b>
<b>Parts &amp; Supplies</b>							
100-40-56220-41	COMM HEALTH SERVICES SUPPLIES	3,000.00	359.04	359.04	2,640.96	<span style="color: green;">●</span>	88.0%
100-40-56760-40	FIRE REHAB - PERISHABLES	500.00	-	259.21	240.79	<span style="color: red;">●</span>	48.2%
100-40-57245-42	PPE (PERSONAL PROTECTIVE EQUIPMENT)	49,485.00	-	14,666.21	34,818.79	<span style="color: green;">●</span>	70.4%
	<b>Subtotal</b>	<b>52,985.00</b>	<b>359.04</b>	<b>15,284.46</b>	<b>37,700.54</b>	<span style="color: green;">●</span>	<b>71.2%</b>
<b>Operating Services</b>							
100-40-60140-20	SCBA COMPRESSOR MAINTENANCE	3,000.00	-	-	3,000.00	<span style="color: green;">●</span>	100.0%
100-40-60700-12	TOWEL & LINEN SERVICES	10,000.00	940.96	3,673.59	6,326.41	<span style="color: green;">●</span>	63.3%
	<b>Subtotal</b>	<b>13,000.00</b>	<b>940.96</b>	<b>3,673.59</b>	<b>9,326.41</b>	<span style="color: green;">●</span>	<b>71.7%</b>
<b>Professional Services</b>							
100-40-61080-20	AIR QUALITY TESTING	900.00	-	744.80	155.20	<span style="color: red;">●</span>	17.2%
100-40-61120-12	BAY DOOR MAINTENANCE	10,800.00	198.66	198.66	10,601.34	<span style="color: green;">●</span>	98.2%
100-40-61530-41	EMS CARDIAC MONITOR MAINTENANCE & SUPPLIES	20,737.00	-	14,232.12	6,504.88	<span style="color: red;">●</span>	31.4%
100-40-61650-12	INFECTION CONTROL MEDICAL EXAM SERVICE	1,500.00	-	-	1,500.00	<span style="color: green;">●</span>	100.0%
100-40-61660-41	INSTRUCTOR SERVICES - CE	250.00	-	-	250.00	<span style="color: green;">●</span>	100.0%
100-40-61980-42	PPE CLOTHING MAINTENANCE & DECONTAMINATION	25,000.00	972.00	2,134.60	22,865.40	<span style="color: green;">●</span>	91.5%
100-40-62200-47	SCBA TESTING & CALIBRATION	2,000.00	-	-	2,000.00	<span style="color: green;">●</span>	100.0%
	<b>Subtotal</b>	<b>61,187.00</b>	<b>1,170.66</b>	<b>17,310.18</b>	<b>43,876.82</b>	<span style="color: green;">●</span>	<b>71.7%</b>
<b>Training Services</b>							
100-40-64020-41	FIRE OPS / EMS OUTSIDE TRAINING	5,200.00	91.77	310.77	4,889.23	<span style="color: green;">●</span>	94.0%
100-40-64400-42	HEALTH, SAFETY, & WELLNESS TRAINING & SUPPLIES	1,333.00	-	-	1,333.00	<span style="color: green;">●</span>	100.0%
100-40-64420-41	INTERN / RECRUIT ACADEMY & SUPPLIES	-	-	-	-	<span style="color: green;">●</span>	0.0%
100-40-64550-41	OFFICER DEVELOPMENT TRAINING & SUPPLIES	14,500.00	1,447.92	10,282.92	4,217.08	<span style="color: red;">●</span>	29.1%
	<b>Subtotal</b>	<b>21,033.00</b>	<b>1,539.69</b>	<b>10,593.69</b>	<b>10,439.31</b>	<span style="color: red;">●</span>	<b>49.6%</b>
	<b>Emergency Services Operating Expense Total:</b>	<b>264,888.00</b>	<b>9,140.32</b>	<b>79,419.42</b>	<b>185,468.58</b>	<span style="color: green;">●</span>	<b>70.0%</b>
	<b>TOTAL EMERGENCY SERVICES</b>	<b>7,844,727.00</b>	<b>910,835.31</b>	<b>3,215,007.82</b>	<b>4,629,719.18</b>	<span style="color: green;">●</span>	<b>59.0%</b>
		7,449,082.00			4,379,673.27		58.8%
<b>DIVISION 50: COMMUNITY SERVICES / FIRE PREVENTION</b>							
<b>Wages</b>							
100-50-50260-10	COMMUNITY RISK REDUCTION SPECIALIST	86,843.00	10,020.39	36,514.63	50,328.37	<span style="color: yellow;">●</span>	58.0%
	<b>Subtotal</b>	<b>86,843.00</b>	<b>10,020.39</b>	<b>36,514.63</b>	<b>50,328.37</b>	<span style="color: yellow;">●</span>	<b>58.0%</b>
<b>OT Wages</b>							
100-50-52700-15	PREVENTION / FIRE INVESTIGATION OVERTIME	-	-	-	-	<span style="color: green;">●</span>	0.0%
100-50-52965-15	SPECIAL PUBLIC EVENTS OT	-	-	-	-	<span style="color: green;">●</span>	0.0%
	<b>Subtotal</b>	<b>-</b>	<b>-</b>	<b>-</b>	<b>-</b>	<span style="color: green;">●</span>	<b>0.0%</b>
	<b>Community Services / Fire Prevention Wages Total:</b>	<b>86,843.00</b>	<b>10,020.39</b>	<b>36,514.63</b>	<b>50,328.37</b>	<span style="color: yellow;">●</span>	<b>58.0%</b>
<b>Operating Supplies</b>							
100-50-55160-50	FIRE CODE BOOKS & MANUALS	800.00	-	796.06	3.94	<span style="color: red;">●</span>	0.5%
100-50-55180-15	FIRE INVESTIGATION TOOLS & EQUIPMENT	-	-	-	-	<span style="color: green;">●</span>	0.0%
100-50-55260-50	FIRE PREVENTION TOOLS & EQUIPMENT	200.00	-	98.58	101.42	<span style="color: red;">●</span>	50.7%
100-50-55640-59	MULTI MEDIA SOFTWARE LICENSES	1,000.00	129.47	504.47	495.53	<span style="color: red;">●</span>	49.6%
	<b>Subtotal</b>	<b>2,000.00</b>	<b>129.47</b>	<b>1,399.11</b>	<b>600.89</b>	<span style="color: red;">●</span>	<b>30.0%</b>
<b>Parts &amp; Supplies</b>							
100-50-56740-50	FIRE PREVENTION SUPPLIES	400.00	197.10	343.52	56.48	<span style="color: red;">●</span>	14.1%
100-50-57640-50	SAFETY & EDUCATION PROMO MATERIALS	2,600.00	557.28	728.46	1,871.54	<span style="color: green;">●</span>	72.0%
	<b>Subtotal</b>	<b>3,000.00</b>	<b>754.38</b>	<b>1,071.98</b>	<b>1,928.02</b>	<span style="color: green;">●</span>	<b>64.3%</b>
<b>Operating Services</b>							
100-50-60150-50	EMERGENCY EVENT SUPPLIES	1,500.00	-	1,706.52	(206.52)	<span style="color: red;">●</span>	-13.8%
100-50-60200-50	SELF INSPECTION SUPPLIES	500.00	-	100.00	400.00	<span style="color: green;">●</span>	80.0%
	<b>Subtotal</b>	<b>2,000.00</b>	<b>-</b>	<b>1,806.52</b>	<b>193.48</b>	<span style="color: red;">●</span>	<b>9.7%</b>



## Superstition Fire & Medical District Income Statement - Detail

For Fiscal: 2019-2020 Period Ending: 11/30/19

		Original Total Budget	Current Month Actual	YTD Actual Activity	Forecasted Remaining Budget	% Budget Remaining
<b>Professional Services</b>						
100-50-61340-50	FIRE PREVENTION WEEK SUPPLIES	-	-	87.87	(87.87)	🔴 0.0%
100-50-61370-50	COMMUNITY RELATIONS PRINTED MATERIALS	1,500.00	-	351.45	1,148.55	🟢 76.6%
100-50-61380-50	WATER SAFETY EVENTS	300.00	-	-	300.00	🟢 100.0%
100-50-62010-08	PRE-PLAN DEVELOPMENT	4,000.00	-	-	4,000.00	🟢 100.0%
100-50-62080-50	PROF OUTSIDE SVCS (GIS)	8,000.00	-	4,000.00	4,000.00	🔴 50.0%
	<b>Subtotal</b>	13,800.00	-	4,439.32	9,360.68	🟢 67.8%
<b>Training Services</b>						
100-50-64240-15	FIRE ARSON / INVESTIGATOR TRAINING	3,740.00	-	1,942.12	1,797.88	🔴 48.1%
100-50-64260-50	COMMUNITY RISK REDUCTION SPECIALIST TRAINING	1,500.00	-	85.00	1,415.00	🟢 94.3%
	<b>Subtotal</b>	5,240.00	-	2,027.12	3,212.88	🟢 61.3%
<b>Community Services / Fire Prevention Operating Expense Total:</b>		26,040.00	883.85	10,744.05	15,295.95	🟢 58.7%
<b>TOTAL COMMUNITY SERVICES / FIRE PREVENTION</b>		112,883.00	10,904.24	47,258.68	65,624.32	🟢 58.1%
<b>GRAND TOTAL GENERAL FUND</b>		\$ 16,464,075.89	\$ 1,543,464.09	\$ 6,042,232.41	\$ 10,421,843.48	🟢 63.3%
<b>Net Financial Sources (Uses):</b>		\$ (1,694,850.89)	\$ (352,441.03)	\$ 1,757,599.18	\$ (3,452,450.07)	
<b>Beginning Unrestricted Fund Balance July 1, 2019</b>		\$1,694,850.89				



# Superstition Fire & Medical District Income Statement - Detail

For Fiscal: 2019-2020 Period Ending: 11/30/19

		Original Total Budget	Current Month Actual	YTD Actual Activity	Forecasted Remaining Budget	% Budget Remaining
<b>Fund: 150 - TRANSPORT SERVICES</b>						
<b>Revenue</b>						
150-10-42100-10	ALS TRANSPORT REVENUE	3,089,025.00	268,944.01	1,206,061.76	1,882,963.24	61.0%
150-10-42125-10	TRANSPORT CUSTOMER REFUNDS	(30,841.00)	(673.82)	(5,869.22)	(24,971.78)	81.0%
150-10-42180-10	COLLECTIONS REVENUE	14,000.00	1,266.25	10,356.05	3,643.95	26.0%
150-10-45700-10	INVESTMENT EARNINGS	3,750.00	342.75	1,667.43	2,082.57	55.5%
150-10-45900-10	OTHER INCOME	-	-	1,240.45	(1,240.45)	0.0%
150-80-48020-02	TRANSFER IN (200 FUND)	-	-	-	-	0.0%
150-80-48100-10	TRANSFER OUT (200 FUND)	(25,000.00)	-	-	(25,000.00)	100.0%
<b>Revenue Total:</b>		<b>\$ 3,050,934.00</b>	<b>\$ 269,879.19</b>	<b>\$ 1,213,456.47</b>	<b>1,837,477.53</b>	<b>60.2%</b>
<b>Expense</b>						
<b>DIVISION 10: ADMINISTRATIVE SERVICES</b>						
<b>Wages</b>						
150-10-50000-10	FIRE CHIEF	13,480.00	1,555.38	5,703.10	7,776.90	57.7%
150-10-50010-10	ADMIN SERVICES STAFF	41,306.00	4,766.08	17,475.64	23,830.36	57.7%
150-10-52510-10	WAGE ALLOWANCE (CELL PHONES)	945.00	109.03	399.79	545.21	57.7%
<b>Subtotal</b>		<b>55,731.00</b>	<b>6,430.49</b>	<b>23,578.53</b>	<b>32,152.47</b>	<b>57.7%</b>
<b>Employer Provided Benefits</b>						
150-10-53710-10	PENSION (PSPRS)	18,261.00	2,107.04	7,725.82	10,535.18	57.7%
150-10-53760-10	PENSION (ASRS)	151,813.00	18,853.44	66,932.29	84,880.71	55.9%
150-10-53770-10	BENEFIT CONTRIBUTIONS	316,348.00	36,270.19	130,565.03	185,782.97	58.7%
150-10-53810-10	SOCIAL SECURITY	81,157.00	10,068.34	35,735.28	45,421.72	56.0%
150-10-53830-10	MEDICARE	20,612.00	2,543.02	9,048.34	11,563.66	56.1%
150-10-53860-10	INDUSTRIAL INSURANCE	23,702.00	5,906.11	19,418.91	4,283.09	18.1%
150-10-53870-10	INDUSTRIAL INSURANCE - VOLUNTEERS	-	-	-	-	0.0%
150-10-53910-10	MEDICAL INSURANCE	-	(5,481.94)	13,368.52	(13,368.52)	0.0%
150-10-53920-10	DENTAL INSURANCE	-	(449.84)	1,005.67	(1,005.67)	0.0%
150-10-53930-10	VISION INSURANCE	-	(71.63)	144.24	(144.24)	0.0%
150-10-53940-10	EMPLOYEE ASSISTANCE PROGRAM	2,160.00	230.40	1,382.40	777.60	36.0%
150-10-53950-10	LIFE INSURANCE	2,256.00	232.00	1,424.00	832.00	36.9%
150-10-53965.10	COBRA REIMBURSEMENT INCOME	-	-	-	-	0.0%
150-10-53990-10	EARNED LEAVE BUYOUT (ELBO) PROGRAM	250.00	-	-	250.00	100.0%
150-10-53992-10	EARNED LEAVE BUYOUT (ELBO) PROGRAM - FICA	19.00	-	-	19.00	100.0%
150-10-53997-10	EARNED LEAVE SEPARATION (ELSP) PROGRAM	-	1,395.63	2,263.30	(2,263.30)	0.0%
150-10-53998-10	EARNED LEAVE SEPARATION PROGRAM - FICA	-	-	66.37	(66.37)	0.0%
<b>Subtotal</b>		<b>616,578.00</b>	<b>71,602.76</b>	<b>289,080.17</b>	<b>327,497.83</b>	<b>53.1%</b>
<b>Admin Services Compensation &amp; Benefits Total:</b>		<b>672,309.00</b>	<b>78,033.25</b>	<b>312,658.70</b>	<b>359,650.30</b>	<b>53.5%</b>
<b>Equipment &amp; Machinery</b>						
150-10-54040-08	COMPUTER EQUIPMENT	3,700.00	-	-	3,700.00	100.0%
<b>Operating Supplies</b>						
150-10-55060-08	COMPUTER / PRINTER SUPPLIES & MAINTENANCE	4,000.00	-	384.04	3,615.96	90.4%
<b>Parts &amp; Supplies</b>						
150-10-55550-12	OFFICE FURNITURE & EQUIPMENT, PARTS & SUPPLIES	7,000.00	-	1,488.04	5,511.96	78.7%
150-10-55670-50	VOLUNTEER EXPENSES	100.00	-	-	100.00	100.0%
150-10-56340-12	CLEANING SUPPLIES	6,100.00	20.37	2,625.80	3,474.20	57.0%
150-10-56600-12	FACILITY MAINTENANCE	7,350.00	1,037.54	3,827.10	3,522.90	47.9%
150-10-56860-12	FOOD / BEVERAGES	200.00	-	-	200.00	100.0%
150-10-57100-12	OFFICE SUPPLIES	1,500.00	89.90	694.45	805.55	53.7%
150-10-57200-12	POSTAGE / DELIVERY SERVICES	1,500.00	-	296.84	1,203.16	80.2%
150-10-57440-12	PROFESSIONAL PUBS / SUBSCRIPTIONS	-	-	-	-	0.0%
150-10-57600-12	HONOR GUARD	1,000.00	-	-	1,000.00	100.0%
150-10-57620-12	REWARDS / RECOGNITION / FLOWER SUPPLIES	150.00	-	-	150.00	100.0%
150-10-57660-12	PEER SUPPORT	100.00	-	-	100.00	100.0%
150-10-57680-12	TS ID BADGES	200.00	-	-	200.00	100.0%
150-10-58000-12	UNIFORMS (CIVILIAN)	15,400.00	3,858.73	9,546.97	5,853.03	38.0%
<b>Subtotal</b>		<b>40,600.00</b>	<b>5,006.54</b>	<b>18,479.20</b>	<b>22,120.80</b>	<b>54.5%</b>
<b>Facility Services</b>						
150-10-59000-12	FACILITY RENT	6,000.00	500.00	2,500.00	3,500.00	58.3%
150-10-59020-12	ELECTRICITY	35,416.00	2,701.71	17,409.54	18,006.46	50.8%
150-10-59040-12	FACILITY PROJECTS	18,000.00	1,277.36	5,747.71	12,252.29	68.1%
150-10-59060-12	NATURAL GAS	3,380.00	110.06	1,521.13	1,858.87	55.0%
150-10-59100-08	PHONE	7,953.00	1,050.79	2,973.96	4,979.04	62.6%
150-10-59160-12	WATER SOFTENER SUPPLIES	1,920.00	145.91	885.52	1,034.48	53.9%
150-10-59180-12	SEWER / SEPTIC	2,236.00	164.27	550.37	1,685.63	75.4%
150-10-59200-12	WATER	8,236.00	731.55	2,861.25	5,374.75	65.3%
<b>Subtotal</b>		<b>83,141.00</b>	<b>6,681.65</b>	<b>34,449.48</b>	<b>48,691.52</b>	<b>58.6%</b>



# Superstition Fire & Medical District Income Statement - Detail

For Fiscal: 2019-2020 Period Ending: 11/30/19

		Original Total Budget	Current Month Actual	YTD Actual Activity	Forecasted Remaining Budget	% Budget Remaining
<b>Operating Services</b>						
150-10-60180-08	COPIER MAINTENANCE & SUPPLIES	2,000.00	79.20	732.03	1,267.97	<span style="color: green;">●</span> 63.4%
150-10-60230-12	DOCUMENT DISPOSAL SERVICES	120.00	18.34	55.00	65.00	<span style="color: yellow;">●</span> 54.2%
150-10-60240-12	EXTERMINATING	1,300.00	-	253.94	1,046.06	<span style="color: green;">●</span> 80.5%
150-10-60310-08	INTERNET	36,000.00	2,717.00	12,553.64	23,446.36	<span style="color: green;">●</span> 65.1%
150-10-60580-12	LANDSCAPING	575.00	-	366.68	208.32	<span style="color: red;">●</span> 36.2%
150-10-60580-12	REFUSE COLLECTION	900.00	100.82	504.10	395.90	<span style="color: red;">●</span> 44.0%
150-10-60600-12	SECURITY & ALARM SYSTEMS	2,730.00	32.99	1,356.22	1,373.78	<span style="color: red;">●</span> 50.3%
150-10-60620-08	INDIVIDUAL SOFTWARE LICENSING	700.00	-	-	700.00	<span style="color: green;">●</span> 100.0%
150-10-60630-08	SYSTEM SERVER HOSTING	2,311.00	137.59	825.54	1,485.46	<span style="color: green;">●</span> 64.3%
150-10-60740-12	WATER & ICE (DRINKING)	3,900.00	409.58	2,234.15	1,665.85	<span style="color: red;">●</span> 42.7%
	<b>Subtotal</b>	<b>50,536.00</b>	<b>3,495.52</b>	<b>18,881.30</b>	<b>31,654.70</b>	<span style="color: green;">●</span> 62.6%
<b>Professional Services</b>						
150-10-61020-12	ADMIN MEDICAL DIR - CONTRACT	15,000.00	-	3,750.00	11,250.00	<span style="color: green;">●</span> 75.0%
150-10-61060-12	NEW HIRE HR ADVERTISING	100.00	-	-	100.00	<span style="color: green;">●</span> 100.0%
150-10-61100-12	BACKGROUND / CREDIT REPORTG	1,000.00	-	221.00	779.00	<span style="color: green;">●</span> 77.9%
150-10-61160-08	CIS MAINT CONTRACT	2,500.00	-	-	2,500.00	<span style="color: green;">●</span> 100.0%
150-10-61170-08	CIS WEB HOSTING / DOMAIN CERTIFICATES	1,000.00	118.61	572.39	427.61	<span style="color: red;">●</span> 42.8%
150-10-61250-12	FIRE CHIEF SEARCH CONTINGENCY	10,000.00	-	-	10,000.00	<span style="color: green;">●</span> 100.0%
150-10-61260-12	CPA AUDIT SERVICES	4,000.00	-	-	4,000.00	<span style="color: green;">●</span> 100.0%
150-10-61300-12	LABOR RELATIONS CONSULTING/CONFERENCES	2,667.00	604.97	716.51	1,950.49	<span style="color: red;">●</span> 73.0%
150-10-61700-12	VEHICLE / PROPERTY / LIABILITY INS	24,349.00	5,847.02	11,694.04	12,654.96	<span style="color: red;">●</span> 52.0%
150-10-61860-12	GOVERNING BOARD LEGAL SERVICES	10,000.00	-	1,093.85	8,906.15	<span style="color: green;">●</span> 89.1%
150-10-61880-12	HR / INVESTIGATION LEGAL SERVICES	-	-	-	-	<span style="color: green;">●</span> 0.0%
150-10-61920-12	MEDICAL EXAM SERVICES	350.00	-	130.00	220.00	<span style="color: green;">●</span> 62.9%
150-10-62020-12	PRINTING / PUBLISHING SERVICES	800.00	118.94	347.55	452.45	<span style="color: yellow;">●</span> 56.6%
150-10-62060-12	PROFESSIONAL ORGS / MEMBERSHIP	900.00	-	1,671.67	(771.67)	<span style="color: red;">●</span> -85.7%
150-10-62105-08	GLOBAL SOFTWARE LICENSING	23,000.00	-	9,418.42	13,581.58	<span style="color: green;">●</span> 59.1%
	<b>Subtotal</b>	<b>95,666.00</b>	<b>6,689.54</b>	<b>29,615.43</b>	<b>66,050.57</b>	<span style="color: green;">●</span> 69.0%
<b>Training Services</b>						
150-10-63000-10	ADMIN FEES, BONDS & LEASES	350.00	3.40	63.85	286.15	<span style="color: green;">●</span> 81.8%
150-10-63140-10	INTEREST & FINANCE CHARGES	7,500.00	270.00	270.00	7,230.00	<span style="color: green;">●</span> 96.4%
150-10-63150-10	FINANCIAL RESERVE	101,624.10	-	-	101,624.10	<span style="color: green;">●</span> 100.0%
150-10-63200-10	BILLING & COLLECTIONS FEES	152,469.00	340.54	35,054.89	117,414.11	<span style="color: green;">●</span> 77.0%
150-10-64020-12	ADMIN TRAINING / CONFERENCES	600.00	-	394.54	205.46	<span style="color: red;">●</span> 34.2%
150-10-64040-12	BOARD OF DIRECTORS TRAINING	100.00	-	-	100.00	<span style="color: green;">●</span> 100.0%
150-10-64060-12	COLLEGE TUITION REIMBURSEMENT	6,715.00	-	180.60	6,534.40	<span style="color: green;">●</span> 97.3%
	<b>Subtotal</b>	<b>269,358.10</b>	<b>613.94</b>	<b>35,963.88</b>	<b>233,394.22</b>	<span style="color: green;">●</span> 86.6%
	<b>Administrative Services Operating Expense Total:</b>	<b>547,001.10</b>	<b>22,487.19</b>	<b>137,773.33</b>	<b>409,227.77</b>	<span style="color: green;">●</span> 74.8%
	<b>TOTAL ADMINISTRATIVE SERVICES</b>	<b>1,219,310.10</b>	<b>100,520.44</b>	<b>450,432.03</b>	<b>768,878.07</b>	<span style="color: green;">●</span> 63.1%
<b>DIVISION 20: TECHNICAL SERVICES</b>						
<b>Wages</b>						
150-20-50020-10	FLEET & FACILITIES STAFF	6,442.00	1,530.09	9,233.75	(2,791.75)	<span style="color: red;">●</span> -43.3%
	<b>Technical Services Wages Total:</b>	<b>6,442.00</b>	<b>1,530.09</b>	<b>9,233.75</b>	<b>(2,791.75)</b>	<span style="color: red;">●</span> -43.3%
<b>Equipment &amp; Machinery</b>						
150-20-54050-20	DIAGNOSTIC SOFTWARE	300.00	-	354.00	(54.00)	<span style="color: red;">●</span> -18.0%
<b>Operating Supplies</b>						
150-20-55400-20	MECH EQUIPMENT, PARTS & SUPPLIES	650.00	-	-	650.00	<span style="color: green;">●</span> 100.0%
150-20-55580-20	TIRES	12,000.00	-	1,266.80	10,733.20	<span style="color: green;">●</span> 89.4%
150-20-55620-20	VEHICLE PARTS	10,000.00	328.30	6,723.39	3,276.61	<span style="color: green;">●</span> 32.8%
	<b>Subtotal</b>	<b>22,650.00</b>	<b>328.30</b>	<b>7,990.19</b>	<b>14,659.81</b>	<span style="color: green;">●</span> 64.7%
<b>Parts &amp; Supplies</b>						
150-20-56800-20	FLUIDS (ANTIFREEZE, BRAKE, TRANSMISSION)	600.00	-	369.49	230.51	<span style="color: red;">●</span> 38.4%
150-20-56880-20	FUEL - DIESEL	24,200.00	611.26	8,126.26	16,073.74	<span style="color: green;">●</span> 66.4%
150-20-56900-20	FUEL - UNLEADED	1,600.00	-	320.83	1,279.17	<span style="color: green;">●</span> 79.9%
150-20-57060-20	MISCELLANEOUS SHOP SUPPLIES	500.00	-	222.42	277.58	<span style="color: yellow;">●</span> 55.5%
150-20-57140-20	ENGINE OIL	2,000.00	-	1,904.60	95.40	<span style="color: red;">●</span> 4.8%
150-20-58120-20	UNIFORMS & TOWELS (TECH SRVS)	377.00	29.76	109.29	267.71	<span style="color: green;">●</span> 71.0%
	<b>Subtotal</b>	<b>29,277.00</b>	<b>641.02</b>	<b>11,052.89</b>	<b>18,224.11</b>	<span style="color: green;">●</span> 62.2%
<b>Professional Services</b>						
150-20-61460-20	HAZARDOUS WASTE DISPOSAL	190.00	-	37.67	152.33	<span style="color: green;">●</span> 80.2%
150-20-62140-20	REPAIR & MAINTENANCE - FLEET	2,600.00	-	1,000.00	1,600.00	<span style="color: green;">●</span> 61.5%
	<b>Subtotal</b>	<b>2,790.00</b>	<b>-</b>	<b>1,037.67</b>	<b>1,752.33</b>	<span style="color: green;">●</span> 62.8%
<b>Training Services</b>						
150-20-64470-20	FLEET SERVICES TRAINING	2,000.00	-	-	2,000.00	<span style="color: green;">●</span> 100.0%
	<b>Technical Services Operating Expense Total:</b>	<b>57,017.00</b>	<b>969.32</b>	<b>20,434.75</b>	<b>36,582.25</b>	<span style="color: green;">●</span> 64.2%
	<b>TOTAL TECHNICAL SERVICES</b>	<b>63,459.00</b>	<b>2,499.41</b>	<b>29,668.50</b>	<b>33,790.50</b>	<span style="color: yellow;">●</span> 53.2%



# Superstition Fire & Medical District Income Statement - Detail

For Fiscal: 2019-2020 Period Ending: 11/30/19

		Original Total Budget	Current Month Actual	YTD Actual Activity	Forecasted Remaining Budget	% Budget Remaining
<b>DIVISION 30: COMMUNICATIONS SERVICES</b>						
<b>Operating Services</b>						
150-30-59080-15	PHONE / E-911 COMMUNICATION CIRCUITS	2,375.00	371.34	928.35	1,446.65	<span style="color: green;">●</span> 60.9%
150-30-60020-15	TOPAZ / G2 MAINTENANCE	9,400.00	254.34	3,232.67	6,167.33	<span style="color: green;">●</span> 65.6%
150-30-60340-08	MCT MAINTENANCE	6,723.00	-	1,680.64	5,042.36	<span style="color: green;">●</span> 75.0%
150-30-60350-08	MOBILE DATA OPERATIONS	8,000.00	905.57	2,655.11	5,344.89	<span style="color: green;">●</span> 66.8%
150-30-60560-15	RADIO INFO SYSTEMS MAINTENANCE	1,250.00	-	-	1,250.00	<span style="color: green;">●</span> 100.0%
	<b>Subtotal</b>	<b>27,748.00</b>	<b>1,531.25</b>	<b>8,496.77</b>	<b>19,251.23</b>	<span style="color: green;">●</span> 69.4%
<b>Professional Services</b>						
150-30-61440-15	DISPATCH SERVICES - MFMD	145,996.00	16,134.50	50,566.36	95,429.64	<span style="color: green;">●</span> 65.4%
<b>TOTAL COMMUNICATIONS SERVICES</b>		<b>173,744.00</b>	<b>17,665.75</b>	<b>59,063.13</b>	<b>114,680.87</b>	<span style="color: green;">●</span> 66.0%
<b>DIVISION 40: TRANSPORT SERVICES</b>						
<b>Wages</b>						
150-40-50040-10	ASSISTANT CHIEFS	7,725.00	891.35	3,268.27	4,456.73	<span style="color: orange;">●</span> 57.7%
150-40-50140-10	CON OPERATIONS MANAGEMENT	146,110.00	16,858.78	61,572.78	84,537.22	<span style="color: orange;">●</span> 57.9%
150-40-51010-10	BATTALION CHIEFS	10,399.00	1,199.88	4,399.60	5,999.40	<span style="color: orange;">●</span> 57.7%
150-40-51030-10	CAPTAINS	29,595.00	3,414.81	12,520.95	17,074.05	<span style="color: orange;">●</span> 57.7%
150-40-51600-10	PARAMEDIC (FULL TIME)	560,244.00	64,661.54	228,854.30	331,389.70	<span style="color: green;">●</span> 59.2%
150-40-51650-10	EMT (FULL TIME)	459,314.00	51,756.26	185,405.40	273,908.60	<span style="color: green;">●</span> 59.6%
150-40-51700-10	PARAMEDIC (PART TIME)	-	-	3,460.00	(3,460.00)	<span style="color: red;">●</span> 0.0%
150-40-51750-10	EMT (PART TIME)	-	992.25	2,126.25	(2,126.25)	<span style="color: red;">●</span> 0.0%
150-40-51800-10	SWORN COVERAGE - WAGES	-	9,239.25	28,317.54	(28,317.54)	<span style="color: red;">●</span> 0.0%
	<b>Subtotal</b>	<b>1,213,387.00</b>	<b>149,014.12</b>	<b>529,925.09</b>	<b>683,461.91</b>	<span style="color: orange;">●</span> 56.3%
<b>OT / Other Wages</b>						
150-40-52015-10	INJURY WAGES	-	-	-	-	<span style="color: red;">●</span> 0.0%
150-40-52560-10	HOLIDAY PAY	35,576.00	5,759.60	11,195.40	24,380.60	<span style="color: green;">●</span> 68.5%
150-40-52740-12	REGULAR OVERTIME	48,017.00	6,758.55	29,723.90	18,293.10	<span style="color: orange;">●</span> 38.1%
150-40-52750-12	SPECIAL OVERTIME	300.00	-	-	300.00	<span style="color: green;">●</span> 100.0%
150-40-52800-12	CONTRACTED SPECIAL EVENTS OVERTIME	1,000.00	-	-	1,000.00	<span style="color: green;">●</span> 100.0%
150-40-52850-47	SCBA OVERTIME	1,000.00	-	-	1,000.00	<span style="color: green;">●</span> 100.0%
150-40-53140-41	EMS TRAINING OT	-	-	-	-	<span style="color: green;">●</span> 0.0%
150-40-53380-41	NEW HIRE TRAINING	-	-	-	-	<span style="color: green;">●</span> 0.0%
	<b>Subtotal</b>	<b>85,893.00</b>	<b>12,518.15</b>	<b>40,919.30</b>	<b>44,973.70</b>	<span style="color: orange;">●</span> 52.0%
<b>Transport Services Wages Total:</b>		<b>1,299,280.00</b>	<b>161,532.27</b>	<b>570,844.39</b>	<b>728,435.61</b>	<span style="color: orange;">●</span> 56.1%
<b>Equipment &amp; Machinery</b>						
150-40-54000-10	VEHICLE / EQUIPMENT LEASE PAYMENTS	175,148.00	-	-	175,148.00	<span style="color: green;">●</span> 100.0%
150-40-54080-41	EMS EQUIP & MACHINERY (ASSET)	2,000.00	-	-	2,000.00	<span style="color: green;">●</span> 100.0%
150-40-54300-42	PHYSICAL FITNESS EQUIPMENT (ASSET)	667.00	-	-	667.00	<span style="color: green;">●</span> 100.0%
	<b>Subtotal</b>	<b>177,815.00</b>	<b>-</b>	<b>-</b>	<b>177,815.00</b>	<span style="color: green;">●</span> 100.0%
<b>Operating Supplies</b>						
150-40-55100-41	EMS PARTS & SUPPLIES	5,000.00	-	130.06	4,869.94	<span style="color: green;">●</span> 97.4%
150-40-55440-42	PHYSICAL FITNESS TRAINING, TOOLS & SUPPLIES	1,000.00	-	-	1,000.00	<span style="color: green;">●</span> 100.0%
150-40-55480-42	SAFETY EQUIPMENT, PARTS & SUPPLIES	300.00	263.84	263.84	36.16	<span style="color: orange;">●</span> 12.1%
150-40-56450-41	EMS MEDICAL SUPPLIES	180,000.00	16,507.77	73,770.28	106,229.72	<span style="color: green;">●</span> 59.0%
150-40-56460-41	EMS MEDICATION RESTOCK SUPPLIES	25,000.00	601.99	5,139.44	19,860.56	<span style="color: green;">●</span> 79.4%
150-40-57000-41	IMMUNIZATION CLINIC SUPPLIES	6,000.00	-	4,088.41	1,911.59	<span style="color: orange;">●</span> 31.9%
150-40-57245-42	PPE REPLACEMENT	1,000.00	-	-	1,000.00	<span style="color: green;">●</span> 100.0%
	<b>Subtotal</b>	<b>218,300.00</b>	<b>17,373.60</b>	<b>83,392.03</b>	<b>134,907.97</b>	<span style="color: green;">●</span> 61.8%
<b>Operating Services</b>						
150-40-60040-41	BIO-HAZARD WASTE	2,000.00	-	793.91	1,206.09	<span style="color: green;">●</span> 60.3%
150-40-60700-12	TOWEL & LINEN SERVICES	2,500.00	263.49	1,020.60	1,479.40	<span style="color: green;">●</span> 59.2%
	<b>Subtotal</b>	<b>4,500.00</b>	<b>263.49</b>	<b>1,814.51</b>	<b>2,685.49</b>	<span style="color: green;">●</span> 59.7%
<b>Professional Services</b>						
150-40-61120-12	BAY DOOR MAINTENANCE	2,600.00	99.34	99.34	2,500.66	<span style="color: green;">●</span> 96.2%
150-40-61530-41	EMS CARDIAC MONITOR MAINT & SUPP	7,900.00	-	7,922.76	(22.76)	<span style="color: red;">●</span> -0.3%
150-40-61650-12	INFECTION CONTROL MEDICAL EXAM SERVICE	1,000.00	-	-	1,000.00	<span style="color: green;">●</span> 100.0%
	<b>Subtotal</b>	<b>11,500.00</b>	<b>99.34</b>	<b>8,022.10</b>	<b>3,477.90</b>	<span style="color: orange;">●</span> 30.2%
<b>Training Services</b>						
150-40-64020-41	EMS CONFERENCES / OUTSIDE TRAINING	500.00	-	-	500.00	<span style="color: green;">●</span> 100.0%
150-40-64400-42	HEALTH, SAFETY, & WELLNESS TRNG & SUPPLIES	667.00	-	-	667.00	<span style="color: green;">●</span> 100.0%
	<b>Subtotal</b>	<b>1,167.00</b>	<b>-</b>	<b>-</b>	<b>1,167.00</b>	<span style="color: green;">●</span> 100.0%
<b>Transport Services Operating Expense Total:</b>		<b>413,282.00</b>	<b>17,736.43</b>	<b>93,228.64</b>	<b>320,053.36</b>	<span style="color: green;">●</span> 77.4%
<b>TOTAL TRANSPORT OPERATIONS</b>		<b>1,712,562.00</b>	<b>179,268.70</b>	<b>664,073.03</b>	<b>1,048,488.97</b>	<span style="color: green;">●</span> 61.2%



## Superstition Fire & Medical District Income Statement - Detail

For Fiscal: 2019-2020 Period Ending: 11/30/19

		Original Total Budget	Current Month Actual	YTD Actual Activity	Forecasted Remaining Budget	% Budget Remaining
<b>DIVISION 50: COMMUNITY SERVICES / FIRE PREVENTION</b>						
	<b>Parts &amp; Supplies</b>					
150-50-56920-50	SAFETY & EDUCATION PROMOTIONAL MATERIALS	500.00	-	-	500.00	100.0% <span style="color: green;">●</span>
	<b>Professional Services</b>					
150-50-61370-50	COMMUNITY RELATIONS PRINTED MATERIALS	500.00	-	-	500.00	100.0% <span style="color: green;">●</span>
<b>TOTAL COMMUNITY SERVICES / FIRE PREVENTION</b>		<b>1,000.00</b>	<b>-</b>	<b>-</b>	<b>1,000.00</b>	<b>100.0%</b> <span style="color: green;">●</span>
<b>GRAND TOTAL TRANSPORT SERVICES FUND</b>		<b>\$ 3,170,075.10</b>	<b>\$ 299,954.30</b>	<b>\$ 1,203,236.69</b>	<b>\$ 1,966,838.41</b>	<b>62.0%</b> <span style="color: green;">●</span>
<b>Net Financial Sources (Uses):</b>		<b>\$ (119,141.10)</b>	<b>\$ (30,075.11)</b>	<b>\$ 10,219.78</b>	<b>\$ (129,360.88)</b>	
<b>Beginning Unrestricted Fund Balance July 1, 2019</b>		<b>\$119,141.10</b>				



# Superstition Fire & Medical District Income Statement - Detail

For Fiscal: 2019-2020 Period Ending: 11/30/19

		Original Total Budget	Current Month Actual	YTD Actual Activity	Forecasted Remaining Budget	% Budget Remaining
<b>Fund: 200 - CAPITAL PROJECTS</b>						
<b>Revenue</b>						
<b>Direct Taxes</b>						
200-10-41000-10	REAL & SECURED PROPERTY TAXES	939,048.00	65,281.62	482,699.08	456,348.92	48.6%
200-10-41050-10	UNSECURED PERS PROPERTY TAXES	76,310.00	7,086.77	45,669.91	30,640.09	40.2%
200-10-41080-10	MARICOPA COUNTY PROPERTY TAXES	1,085.00	-	-	1,085.00	100.0%
200-10-41200-10	SRP CONTRIBUTIONS	28,233.00	14,055.40	14,055.40	14,177.60	50.2%
	<b>Subtotal</b>	<b>\$ 1,044,676.00</b>	<b>\$ 86,423.79</b>	<b>\$ 542,424.39</b>	<b>\$ 502,251.61</b>	<b>48.1%</b>
200-10-45700-10	INVESTMENT EARNINGS	10,000.00	1,348.26	5,611.48	4,388.52	43.9%
200-10-45900-10	OTHER INCOME	-	-	-	-	0.0%
200-80-48020-10	TRANSFER IN (150 FUND)	25,000.00	-	-	25,000.00	100.0%
200-80-48100-10	TRANSFER OUT (150 FUND)	-	-	-	-	0.0%
200-80-48100-10	TRANSFER OUT (400 FUND)	-	-	-	-	0.0%
200-90-49500-15	DISTRICT EQUIPMENT SALES	-	-	-	-	0.0%
	<b>Revenue Total:</b>	<b>\$ 1,079,676.00</b>	<b>\$ 87,772.05</b>	<b>\$ 548,035.87</b>	<b>\$ 531,640.13</b>	<b>49.2%</b>
<b>Expense</b>						
200-10-63000-10	ADMINISTRATIVE FEES	-	-	-	-	0.0%
200-10-63150-10	FINANCIAL RESERVE	335,957.74	-	0.61	335,957.13	100.0%
200-70-71002-25	BUILDINGS & SYSTEMS	65,839.00	-	-	65,839.00	100.0%
200-70-72240-20	VEHICLES / GENERAL PURPOSE	938,354.00	42,255.15	128,353.63	810,000.37	86.3%
200-70-72340-20	APPARATUS EQUIPMENT	81,582.00	-	12,508.34	69,073.66	84.7%
200-70-72510-30	COMM MICROWAVE UPGRADE	37,207.00	79.00	3,311.00	33,896.00	91.1%
200-70-52515-30	COMM SYSTEM SOFTWARE	10,000.00	-	20,805.97	(10,805.97)	-108.1%
200-70-72660-30	RADIO COMM EQUIP - PORTABLE	32,575.00	-	34,986.23	(2,411.23)	-7.4%
200-70-72670-40	RADIO COMM EQUIP - WIRELESS	-	-	-	-	0.0%
200-70-72740-40	FIRE PROT EQUIP - SPECIALIZED	40,000.00	-	-	40,000.00	100.0%
200-70-72765-47	SCBA EQUIPMENT	14,134.00	-	-	14,134.00	100.0%
200-70-72770-47	SCBA PACKS & BOTTLES	8,700.00	-	-	8,700.00	100.0%
200-70-72800-40	THERMAL IMAGING CAMERAS	-	-	-	-	0.0%
200-70-73420-41	EMS CAPITAL EQUIPMENT	115,300.00	-	29,715.46	85,584.54	74.2%
200-70-73515-15	COMPUTER EQUIPMENT	70,585.00	-	-	70,585.00	100.0%
200-70-73520-15	COMPUTER SOFTWARE	32,020.00	-	4,780.00	27,240.00	85.1%
200-70-73540-25	FACILITY EQUIPMENT	10,343.00	-	-	10,343.00	100.0%
200-70-73840-44	FITNESS EQUIPMENT	-	-	-	-	0.0%
	<b>Expense Total:</b>	<b>\$ 1,792,596.74</b>	<b>\$ 42,334.15</b>	<b>\$ 234,461.24</b>	<b>\$ 1,558,135.50</b>	<b>86.9%</b>
	<b>Net Financial Sources (Uses):</b>	<b>\$ (712,920.74)</b>	<b>\$ 45,437.90</b>	<b>\$ 313,574.63</b>	<b>\$ (524,243.76)</b>	
	<b>Beginning Restricted Fund Balance July 1, 2019</b>	<b>\$712,920.74</b>				



# Superstition Fire & Medical District Income Statement - Detail

For Fiscal: 2019-2020 Period Ending: 11/30/19

	Original Total Budget	Current Month Actual	YTD Actual Activity	Forecasted Remaining Budget	% Budget Remaining	
<b>Fund: 400 - SPECIAL REVENUE</b>						
<b>Revenue</b>						
400-10-45700-10	INVESTMENT EARNINGS	600.00	87.50	378.46	221.54	36.9%
400-10-46700-10	GRANT - FIRE PREVENTION	-	-	-	-	0.0%
400-10-46750-10	GRANT - FEMA (SHARE)	-	-	-	-	0.0%
400-10-46750-10	GRANT - OTHER	-	-	-	-	0.0%
400-10-47020-41	AED DONATIONS	23,500.00	1,500.00	9,000.00	14,500.00	61.7%
400-10-47100-41	EMS CARDIAC DONATIONS	1,000.00	-	-	1,000.00	100.0%
400-10-47110-41	EMS EQUIPMENT DONATIONS	-	-	-	-	0.0%
400-10-47120-50	FIRE PREVENTION / PUBLIC EDUCATION	1,000.00	-	-	1,000.00	100.0%
400-10-47130-10	GENERAL DONATIONS	5,000.00	-	40.55	4,959.45	99.2%
400-80-48020-02	TRANSFER IN (200 Fund)	-	-	-	-	0.0%
400-80-48020-10	TRANSFER IN (100 Fund)	-	-	-	-	0.0%
400-80-48100-10	TRANSFER OUT (100 Fund)	-	-	-	-	0.0%
<b>Revenue Total:</b>	<b>\$ 31,100.00</b>	<b>\$ 1,587.50</b>	<b>\$ 9,419.01</b>	<b>\$ 21,680.99</b>	<b>69.7%</b>	
<b>Expense</b>						
400-10-63000-10	ADMINISTRATIVE FEES	-	4.21	10.72	(10.72)	0.0%
400-10-63610-10	UNDESIGNATED INVESTMENT EARNINGS RES	327.86	-	-	327.86	100.0%
400-50-77250-50	AED DONATIONS - EXPENDITURES	25,000.00	1,420.32	10,074.81	14,925.19	59.7%
400-50-77260-50	EMS EQUIPMENT DONATIONS	-	-	-	-	0.0%
400-50-77270-50	FIRE PREVENTION / PUBLIC EDUCATION	250.00	-	-	250.00	100.0%
400-50-77280-50	GENERAL DONATIONS	25,000.00	-	439.88	24,560.12	98.2%
400-70-77510-41	EMS CARDIAC DONATIONS	28,960.00	-	-	28,960.00	100.0%
400-70-78700-10	GRANT - FIRE PREVENTION	-	-	-	-	0.0%
400-70-78800-10	GRANT - OTHER	-	-	-	-	0.0%
400-70-79440-10	FEDERAL GRANT (FEDERAL SHARE)	-	-	-	-	0.0%
<b>Expense Total:</b>	<b>\$ 79,537.86</b>	<b>\$ 1,424.53</b>	<b>\$ 10,525.41</b>	<b>\$ 69,012.45</b>	<b>86.8%</b>	
<b>Net Financial Sources (Uses):</b>	<b>\$ (48,437.86)</b>	<b>\$ 162.97</b>	<b>\$ (1,106.40)</b>	<b>\$ (47,331.46)</b>		
<b>Beginning Restricted Fund Balance July 1, 2019</b>	<b>\$48,437.86</b>					





# Superstition Fire & Medical District Income Statement - Detail

For Fiscal: 2019-2020 Period Ending: 11/30/19

		Original Total Budget	Current Month Actual	YTD Actual Activity	Forecasted Remaining Budget	% Budget Remaining
<b>Fund: 500 - DEBT RETIREMENT PRINCIPAL</b>						
<b>Revenue</b>						
500-10-41000-10	REAL & SECURED PROPERTY TAXES	469,524.00	33,988.45	251,602.77	217,921.23	46.4%
500-10-41050-10	UNSECURED PERS PROPERTY TAXES	38,155.00	3,734.02	24,008.63	14,146.37	37.1%
500-10-41200-10	SRP CONTRIBUTIONS	14,116.00	7,305.95	7,305.95	6,810.05	48.2%
500-10-45700-10	INVESTMENT EARNINGS	10,000.00	678.04	3,877.53	6,122.47	61.2%
<b>Revenue Total:</b>		<b>\$ 531,795.00</b>	<b>\$ 45,706.46</b>	<b>\$ 286,794.88</b>	<b>\$ 245,000.12</b>	<b>46.1%</b>
<b>Expense</b>						
500-10-63150-10	FINANCIAL RESERVE	215,692.27	-	0.35	215,691.92	100.0%
500-60-70500-10	DEBT SERVICE EXPENDITURE - PRINCIPAL	556,000.00	-	-	556,000.00	100.0%
<b>Expense Total:</b>		<b>771,692.27</b>	<b>-</b>	<b>0.35</b>	<b>\$ 771,691.92</b>	<b>100.0%</b>
<b>Net Financial Sources (Uses):</b>		<b>(239,897.27)</b>	<b>\$ 45,706.46</b>	<b>\$ 286,794.53</b>	<b>\$ (526,691.80)</b>	
<b>Beginning Restricted Fund Balance July 1, 2019</b>		<b>\$239,897.27</b>				

		Original Total Budget	Current Month Actual	YTD Actual Activity	Forecasted Remaining Budget	% Budget Remaining
<b>Fund: 600 - DEBT RETIREMENT INTEREST</b>						
<b>Revenue</b>						
600-10-41000-10	REAL & SECURED PROPERTY TAXES	169,029.00	10,421.98	76,878.90	92,150.10	54.5%
600-10-41050-10	UNSECURED PERS PROPERTY TAXES	13,736.00	1,152.09	7,397.72	6,338.28	46.1%
600-10-41200-10	SRP CONTRIBUTIONS	5,082.00	2,251.74	2,251.74	2,830.26	55.7%
600-10-45700-10	INVESTMENT EARNINGS	1,500.00	126.94	635.42	864.58	57.6%
<b>Revenue Total:</b>		<b>\$ 189,347.00</b>	<b>\$ 13,952.75</b>	<b>\$ 87,163.78</b>	<b>\$ 102,183.22</b>	<b>54.0%</b>
<b>Expense</b>						
600-10-63150-10	FINANCIAL RESERVE	92,022.23	-	0.07	92,022.16	100.0%
600-60-70550-10	DEBT SERVICE EXPENDITURE - INTEREST	139,122.80	-	-	139,122.80	100.0%
<b>Expense Total:</b>		<b>\$ 231,145.03</b>	<b>\$ -</b>	<b>\$ 0.07</b>	<b>\$ 231,144.96</b>	<b>100.0%</b>
<b>Net Financial Sources (Uses):</b>		<b>\$ (41,798.03)</b>	<b>\$ 13,952.75</b>	<b>\$ 87,163.71</b>	<b>\$ (128,961.74)</b>	
<b>Beginning Restricted Fund Balance July 1, 2019</b>		<b>\$41,798.03</b>				

# Superstition Fire & Medical District Monthly Pinal County Treasurer's Bank Account Reconciliation

## 100 General Fund

### Reconciliation References:

BB	Previous month's bank ending balance / current month's bank beginning balance
A	Interest Income
B	Current month's Pinal County real property tax receipts
C	Current month's Pinal County personal property tax receipts
D	Current month's SRP Contributions
E	Current month's FDAT receipts
F	Current month's Maricopa County tax receipts
G	Current month's deposits
H	Current month's revenue transfer
I	Current month's Accounts Payable disbursements
J	Current month's Payroll disbursements
K	Payroll wire service fees
L	Current month's bank ending balance
M	Accounts Payable checks outstanding at month-end
N	Payroll checks outstanding at month-end
O	Current month's deposit's in transit
P	Current month's transfer in transit
Q	Payroll clearing account balance at month-end
R	Cash Balance per G/L Balance Sheet
S	Chase MasterCard credit card payment – warrant #1102029378 (paid 11/20/19)



**Superstition Fire & Medical District  
General (Fund 100) Cash Reconciliation  
Fiscal Year 2019 - 2020  
11/30/2019**



	<u>Deposits</u>	<u>Cash</u>	<u>Refunded</u>	<u>Book</u>
	(Cash Receipts)	Disbursements	Taxes	Balance
Book Balance as of:	11/1/2019			<u>(2,011,943.51)</u>

BB

Activity During the Month

Journal Entries:

Interest income (Expense):	2,692.34		2,692.34
Cash Receipts			

A

2015 Real Estate Taxes			-
2016 Real Estate Taxes			0.00
2017 Real Estate Taxes	6,518.76		6,518.76
2018 Real Estate Taxes	844,978.06		842,140.97
2019 Real Estate Taxes		(2,837.09)	
2008 Pers. Prop. Taxes	1.06		1.06
2009 Pers. Prop. Taxes	14.95		14.95
2010 Pers. Prop. Taxes	21.86		21.86
2011 Pers. Prop. Taxes	35.30		35.30
2012 Pers. Prop. Taxes	11.63		11.63
2013 Pers. Prop. Taxes	10.21		10.21
2014 Pers. Prop. Taxes	90.29		90.29
2015 Pers. Prop. Taxes	224.94		224.94
2016 Pers. Prop. Taxes	354.56		354.56
2017 Pers. Prop. Taxes	495.93		495.93
2018 Pers. Prop. Taxes	2,322.88		2,322.88
2019 Pers. Prop. Taxes	89,304.08		89,304.08
SRP Contributions	182,722.91		182,722.91
FDAT	39,779.13		39,779.13
Maricopa County Taxes	7,681.43		7,681.43
Deposits	71,148.35		71,148.35
Revenue Transfer	270.00		270.00

B, C, D, E, F, G, H

Cash Disbursements

A) Accounts Payable Activity	(339,167.22)		(339,167.22)
B) Payroll Activity	(1,372,358.47)		(1,372,358.47)
C) Payroll Wire Fees	(50.00)		(50.00)
D) Stop Payment Fee			-
D) Transfer In / Out			-
D) Transfer In / Out			-
D) Transfer In / Out			-
E) Refund Interest			0.00

I, J, K

<u>\$1,248,678.67</u>	<u>(1,711,575.69)</u>	<u>(2,477,677.62)</u>
-----------------------	-----------------------	-----------------------

Pinal County Bank Balance

Ending Bank Balance as of:	11/30/2019	Balance from YTD Column	4,058,672.56
----------------------------	------------	-------------------------	--------------

L

Less: Line of Credit Advances  
 Less: Line of Credit Interest  
 Plus: Line of Credit Payments

Less: Outstanding Warrants

Plus: Deposits in book / not at bank  
 Plus: Transit in transit

A/P	(200,114.31)	
Payroll	(486,804.07)	(686,918.38)
	100.00	100.00
	476.32	476.32
		<u>3,372,330.50</u>

M, N

Cash Balance in Payroll Clearing Account 100.00

Cash Balance in Electronic / ACH Clearing Account 0.00

Petty Cash 100.00

3,372,530.50

O, P, Q

Prepared by: [Signature] 12/2/19

Reviewed by: [Signature] 12/3/19

Balance per B/S 3,372,530.50

Difference 0.00

R



Pinal County Treasurer

Monthly Statement

Date Range: 11/1/2019 to 11/30/2019

Account	Period	YTD		
<b>6116421001</b>	<b>Superstition Fire &amp; Medical District</b>			
Begin Balance:	3,839,738.53	2,323,341.02		
Income:	1,245,841.58	8,293,258.08		
LOC Advance:	.00	368,346.75		
Expense:	(1,026,907.55)	(6,557,926.54)	LOC:	.00
LOC Payments:	.00	(368,346.75)	Warrants Outstanding:	(686,918.38)
Cash Balance:	(L) 4,058,672.56	4,058,672.56	End:	3,371,754.18

Monthly Statement Summary

Source Code	Description	MTDAmount	YTDAmount
<b>6116421001</b>	<b>Superstition Fire &amp; Medical District</b>	<b>Beginning Balance:</b> 3,839,738.53	2,323,341.02
11100.2015	2015 Real Estate Taxes	.00	2.54
11100.2016	2016 Real Estate Taxes	.00	2.43
11100.2017	2017 Real Estate Taxes	.00	2.43
11100.2018	2018 Real Estate Taxes	6,518.76	81,280.66
11100.2019	2019 Real Estate Taxes	842,140.97	6,193,841.07
12100.2008	2008 Personal Property Taxes	1.06	1.06
12100.2009	2009 Personal Property Taxes	14.95	14.95
12100.2010	2010 Personal Property Taxes	21.86	58.31
12100.2011	2011 Personal Property Taxes	35.30	75.61
12100.2012	2012 Personal Property Taxes	11.63	240.29
12100.2013	2013 Personal Property Taxes	10.21	345.32
12100.2014	2014 Personal Property Taxes	90.29	674.99
12100.2015	2015 Personal Property Taxes	224.94	785.04
12100.2016	2016 Personal Property Taxes	354.56	1,517.09
12100.2017	2017 Personal Property Taxes	495.93	3,281.16
12100.2018	2018 Personal Property Taxes	2,322.88	13,865.27
12100.2019	2019 Personal Property Taxes	89,304.08	576,521.30
14100.0	Salt River Contribution	182,722.91	182,722.91
15130.0	Contributions Fire Assistance	39,779.13	366,876.02
15150.0	Maricopa County Tax Collection	7,681.43	9,201.24
21100.40	Wells Fargo Bank Investment Interest	3.59	51.85
21100.41	Wells Fargo Repo Investment Interest	184.53	2,254.92
21100.43	Wells Fargo Trust Investment Interest	15.68	124.79
21100.46	Wells Fargo Investment Investment Interest	494.93	2,338.61
21100.55	Multi-Bank Securities Investment Interest	.00	1,587.29
21100.70	Vining Sparks Investment Interest	1,578.98	7,528.42
21100.80	Stifel Nicolaus & Company Investment Interest	414.63	2,180.65
73160.0	Deposits	71,148.35	464,017.29
73750.0	Revenue Transfer	270.00	13,517.82
76100.0	Line of Credit Advance	.00	368,346.75
90400.0	Refund Interest	.00	(7.85)
90930.0	Warrants Redeemed	(339,167.22)	(2,402,610.29)
91010.0	Line of Credit Payments	.00	(368,346.75)
91020.0	Line of Credit Interest Payment	.00	(882.19)
91220.0	Disbursed by County Treasurer	(687,690.33)	(3,785,804.46)
91280.0	Outgoing Wire Fee	(40.00)	(220.00)
91290.0	Outgoing Wire Surcharge	(10.00)	(55.00)
<b>Ending Balance:</b>		<b>4,058,672.56</b>	<b>4,058,672.56</b>

(B) \$848,659.73

(C) \$92,887.69

(D)  
(E)  
(F)

(A) \$2,692.34

(G)  
(H)

(I)

(K) \$500 <



Pinal County Treasurer

Monthly Statement

Date Range: 11/1/2019 to 11/30/2019

Monthly Statement Detail

Date	Notes	Doc #	Amount	C/D
<b>6116421001 Superstition Fire &amp; Medical District</b>			<b>Beginning Balance: 3,839,738.53</b>	
11100.2018 2018 Real Estate Taxes			Source Code Total: 6,518.76	
11/01	Tax Distribution	0	171.85	C
11/01	Tax Distribution	0	200.52	C
11/01	Tax Distribution	0	2.35	C
11/04	Tax Distribution	0	303.34	C
11/04	Tax Distribution	0	317.45	C
11/04	Tax Distribution	0	162.40	C
11/05	Tax Distribution	0	611.29	C
11/06	Tax Distribution	0	734.07	C
11/06	Tax Distribution	0	480.24	C
11/06	Tax Distribution	0	273.12	C
11/07	Tax Distribution	0	5.26	C
11/08	Tax Distribution	0	161.23	C
11/08	Tax Distribution	0	3.22	C
11/12	Tax Distribution	0	81.73	C
11/13	Tax Distribution	0	3.22	C
11/14	Tax Distribution	0	156.25	C
11/15	Tax Distribution	0	210.15	C
11/15	Tax Distribution	0	37.99	C
11/15	Tax Distribution	0	32.30	C
11/18	Tax Distribution	0	50.55	C
11/19	Tax Distribution	0	285.29	C
11/19	Tax Distribution	0	2.87	C
11/19	Tax Distribution	0	262.39	C
11/20	Tax Distribution	0	44.07	C
11/20	Tax Distribution	0	104.26	C
11/21	Tax Distribution	0	190.34	C
11/22	Tax Distribution	0	331.24	C
11/25	Tax Distribution	0	48.63	C
11/25	Tax Distribution	0	279.38	C
11/26	Tax Distribution	0	114.94	C
11/26	Tax Distribution	0	8.62	C
11/27	Tax Distribution	0	337.45	C
11/27	Tax Distribution	0	55.22	C
11/27	Tax Distribution	0	455.53	C
11100.2019 2019 Real Estate Taxes			Source Code Total: 842,140.97	
11/01	Tax Distribution	0	1,434.60	C
11/01	Tax Distribution	0	9,454.28	C
11/01	Tax Distribution	0	24,172.74	C
11/01	Tax Distribution	0	19,715.54	C
11/01	Tax Distribution	0	12,983.95	C
11/01	Tax Distribution	0	3,267.65	C
11/04	Tax Distribution	0	113,059.61	C
11/04	Tax Distribution	0	(163.86)	C
11/04	Tax Distribution	0	1,715.79	C
11/04	Tax Distribution	0	65,864.47	C
11/04	Tax Distribution	0	18,912.54	C
11/04	Tax Distribution	0	19,856.53	C
11/04	Tax Distribution	0	5,151.77	C
11/04	Tax Distribution	0	4,356.32	C
11/05	Tax Distribution	0	46,525.97	C
11/05	Tax Distribution	0	28,955.68	C
11/05	Tax Distribution	0	3,445.56	C

*\$183,709*

*+163<sup>00</sup>*  
*314<sup>47</sup>*  
*471<sup>43</sup>*  
*928<sup>07</sup>*  
*218<sup>37</sup>*  
*463<sup>47</sup>*  
*277<sup>42</sup>*  


---

*844,978<sup>06</sup>*



Pinal County Treasurer

Monthly Statement

Date Range: 11/1/2019 to 11/30/2019

11/05	Tax Distribution	0	21,462.31	C
11/05	Tax Distribution	0	867.94	C
11/06	Tax Distribution	0	(314.47)	C
11/06	Tax Distribution	0	3,036.87	C
11/06	Tax Distribution	0	5,592.15	C
11/06	Tax Distribution	0	11,931.88	C
11/06	Tax Distribution	0	31,984.40	C
11/06	Tax Distribution	0	633.16	C
11/07	Tax Distribution	0	7,610.13	C
11/07	Tax Distribution	0	3,228.02	C
11/07	Tax Distribution	0	1,615.49	C
11/07	Tax Distribution	0	3,447.78	C
11/07	Tax Distribution	0	1,207.03	C
11/08	Tax Distribution	0	3,906.70	C
11/08	Tax Distribution	0	7,169.84	C
11/08	Tax Distribution	0	554.28	C
11/12	Tax Distribution	0	(471.43)	C
11/12	Tax Distribution	0	5,530.57	C
11/12	Tax Distribution	0	9,870.76	C
11/12	Tax Distribution	0	2,557.58	C
11/13	Tax Distribution	0	591.57	C
11/13	Tax Distribution	0	50,284.35	C
11/13	Tax Distribution	0	7,497.51	C
11/13	Tax Distribution	0	394.22	C
11/14	Tax Distribution	0	(928.07)	C
11/14	Tax Distribution	0	5,368.05	C
11/14	Tax Distribution	0	7,501.87	C
11/14	Tax Distribution	0	(218.37)	C
11/14	Tax Distribution	0	3,255.37	C
11/14	Tax Distribution	0	4,446.07	C
11/15	Tax Distribution	0	7,255.12	C
11/15	Tax Distribution	0	5,996.43	C
11/15	Tax Distribution	0	1,194.76	C
11/15	Tax Distribution	0	8,482.18	C
11/15	Tax Distribution	0	11,323.39	C
11/18	Tax Distribution	0	2,847.09	C
11/18	Tax Distribution	0	11,691.91	C
11/18	Tax Distribution	0	8,956.49	C
11/18	Tax Distribution	0	10,923.16	C
11/19	Tax Distribution	0	600.41	C
11/19	Tax Distribution	0	10,475.95	C
11/19	Tax Distribution	0	8,861.11	C
11/19	Tax Distribution	0	4,652.87	C
11/20	Tax Distribution	0	(463.47)	C
11/20	Tax Distribution	0	145.58	C
11/20	Tax Distribution	0	6,664.88	C
11/20	Tax Distribution	0	8,566.50	C
11/20	Tax Distribution	0	2,526.55	C
11/21	Tax Distribution	0	3,237.29	C
11/21	Tax Distribution	0	4,281.08	C
11/21	Tax Distribution	0	3,950.80	C
11/21	Tax Distribution	0	426.42	C
11/22	Tax Distribution	0	2,011.29	C
11/22	Tax Distribution	0	5,791.91	C
11/22	Tax Distribution	0	4,160.37	C
11/25	Tax Distribution	0	3,575.11	C
11/25	Tax Distribution	0	10,595.73	C



Pinal County Treasurer

Monthly Statement

Date Range: 11/1/2019 to 11/30/2019

11/25	Tax Distribution	0	1,318.42	C
11/26	Tax Distribution	0	(277.42)	C
11/26	Tax Distribution	0	6,138.14	C
11/26	Tax Distribution	0	14,705.05	C
11/26	Tax Distribution	0	47,434.96	C
11/26	Tax Distribution	0	5,490.08	C
11/27	Tax Distribution	0	14,298.65	C
11/27	Tax Distribution	0	4,660.69	C
11/27	Tax Distribution	0	18,888.46	C
11/27	Tax Distribution	0	2,430.33	C
12100.2008 2008 Personal Property Taxes			Source Code Total: 1.06	
11/27	Tax Distribution	0	1.06	C
12100.2009 2009 Personal Property Taxes			Source Code Total: 14.95	
11/13	Tax Distribution	0	6.90	C
11/27	Tax Distribution	0	8.05	C
12100.2010 2010 Personal Property Taxes			Source Code Total: 21.86	
11/05	Tax Distribution	0	21.86	C
12100.2011 2011 Personal Property Taxes			Source Code Total: 35.30	
11/20	Tax Distribution	0	35.30	C
12100.2012 2012 Personal Property Taxes			Source Code Total: 11.63	
11/13	Tax Distribution	0	11.63	C
12100.2013 2013 Personal Property Taxes			Source Code Total: 10.21	
11/06	Tax Distribution	0	10.21	C
12100.2014 2014 Personal Property Taxes			Source Code Total: 90.29	
11/01	Tax Distribution	0	29.18	C
11/04	Tax Distribution	0	.58	C
11/18	Tax Distribution	0	50.01	C
11/26	Tax Distribution	0	10.52	C
12100.2015 2015 Personal Property Taxes			Source Code Total: 224.94	
11/01	Tax Distribution	0	28.85	C
11/06	Tax Distribution	0	125.54	C
11/13	Tax Distribution	0	1.48	C
11/15	Tax Distribution	0	9.40	C
11/18	Tax Distribution	0	49.15	C
11/26	Tax Distribution	0	10.52	C
12100.2016 2016 Personal Property Taxes			Source Code Total: 354.56	
11/01	Tax Distribution	0	28.86	C
11/04	Tax Distribution	0	5.48	C
11/04	Tax Distribution	0	39.78	C
11/06	Tax Distribution	0	125.97	C
11/13	Tax Distribution	0	82.12	C
11/18	Tax Distribution	0	49.23	C
11/25	Tax Distribution	0	12.41	C
11/26	Tax Distribution	0	10.71	C
12100.2017 2017 Personal Property Taxes			Source Code Total: 495.93	
11/01	Tax Distribution	0	28.87	C
11/04	Tax Distribution	0	12.05	C
11/06	Tax Distribution	0	130.63	C
11/06	Tax Distribution	0	142.05	C
11/13	Tax Distribution	0	79.71	C
11/18	Tax Distribution	0	49.24	C
11/18	Tax Distribution	0	30.38	C
11/25	Tax Distribution	0	12.28	C
11/26	Tax Distribution	0	10.72	C
12100.2018 2018 Personal Property Taxes			Source Code Total: 2,322.88	
11/01	Tax Distribution	0	13.32	C
11/01	Tax Distribution	0	15.20	C



Pinal County Treasurer

Monthly Statement

Date Range: 11/1/2019 to 11/30/2019

11/04	Tax Distribution	0	34.58	C
11/04	Tax Distribution	0	10.69	C
11/05	Tax Distribution	0	10.76	C
11/05	Tax Distribution	0	82.13	C
11/05	Tax Distribution	0	128.61	C
11/06	Tax Distribution	0	681.24	C
11/06	Tax Distribution	0	33.90	C
11/06	Tax Distribution	0	18.05	C
11/08	Tax Distribution	0	6.21	C
11/12	Tax Distribution	0	30.62	C
11/13	Tax Distribution	0	122.67	C
11/14	Tax Distribution	0	21.30	C
11/15	Tax Distribution	0	1.80	C
11/15	Tax Distribution	0	45.93	C
11/18	Tax Distribution	0	56.03	C
11/18	Tax Distribution	0	31.76	C
11/18	Tax Distribution	0	16.91	C
11/20	Tax Distribution	0	44.68	C
11/20	Tax Distribution	0	42.03	C
11/21	Tax Distribution	0	731.76	C
11/25	Tax Distribution	0	59.01	C
11/26	Tax Distribution	0	10.71	C
11/26	Tax Distribution	0	12.49	C
11/27	Tax Distribution	0	1.78	C
11/27	Tax Distribution	0	58.71	C
12100.2019 2019 Personal Property Taxes			Source Code Total: 89,304.08	
11/01	Tax Distribution	0	1,328.56	C
11/01	Tax Distribution	0	3,080.37	C
11/01	Tax Distribution	0	8,820.99	C
11/01	Tax Distribution	0	6.71	C
11/04	Tax Distribution	0	6,765.68	C
11/04	Tax Distribution	0	171.87	C
11/04	Tax Distribution	0	1,530.91	C
11/04	Tax Distribution	0	2,157.08	C
11/04	Tax Distribution	0	2,555.83	C
11/04	Tax Distribution	0	929.68	C
11/04	Tax Distribution	0	591.18	C
11/05	Tax Distribution	0	6,217.41	C
11/05	Tax Distribution	0	7.48	C
11/05	Tax Distribution	0	22.38	C
11/05	Tax Distribution	0	256.30	C
11/05	Tax Distribution	0	2,073.80	C
11/06	Tax Distribution	0	286.23	C
11/06	Tax Distribution	0	419.82	C
11/06	Tax Distribution	0	1,522.45	C
11/06	Tax Distribution	0	1,379.29	C
11/06	Tax Distribution	0	324.60	C
11/07	Tax Distribution	0	2,848.27	C
11/07	Tax Distribution	0	576.43	C
11/07	Tax Distribution	0	179.83	C
11/07	Tax Distribution	0	1,065.96	C
11/07	Tax Distribution	0	45.40	C
11/08	Tax Distribution	0	283.03	C
11/08	Tax Distribution	0	512.36	C
11/08	Tax Distribution	0	74.95	C
11/12	Tax Distribution	0	438.98	C
11/12	Tax Distribution	0	2,858.29	C





Pinal County Treasurer

Monthly Statement

Date Range: 11/1/2019 to 11/30/2019

11/12	Tax Distribution	0	597.85	C
11/13	Tax Distribution	0	503.09	C
11/13	Tax Distribution	0	4,654.22	C
11/13	Tax Distribution	0	2,253.39	C
11/13	Tax Distribution	0	70.08	C
11/14	Tax Distribution	0	174.65	C
11/14	Tax Distribution	0	96.91	C
11/14	Tax Distribution	0	180.53	C
11/14	Tax Distribution	0	76.90	C
11/15	Tax Distribution	0	1,084.38	C
11/15	Tax Distribution	0	740.32	C
11/15	Tax Distribution	0	294.92	C
11/15	Tax Distribution	0	928.05	C
11/15	Tax Distribution	0	1,175.18	C
11/18	Tax Distribution	0	562.80	C
11/18	Tax Distribution	0	2,135.91	C
11/18	Tax Distribution	0	1,267.93	C
11/18	Tax Distribution	0	189.15	C
11/19	Tax Distribution	0	11.42	C
11/19	Tax Distribution	0	1,967.29	C
11/19	Tax Distribution	0	821.30	C
11/19	Tax Distribution	0	931.34	C
11/20	Tax Distribution	0	16.97	C
11/20	Tax Distribution	0	1,500.52	C
11/20	Tax Distribution	0	1,806.62	C
11/20	Tax Distribution	0	386.27	C
11/21	Tax Distribution	0	409.14	C
11/21	Tax Distribution	0	1,182.16	C
11/21	Tax Distribution	0	754.27	C
11/22	Tax Distribution	0	530.46	C
11/22	Tax Distribution	0	655.18	C
11/22	Tax Distribution	0	786.56	C
11/25	Tax Distribution	0	353.28	C
11/25	Tax Distribution	0	2,091.41	C
11/26	Tax Distribution	0	2,015.74	C
11/26	Tax Distribution	0	1,346.92	C
11/26	Tax Distribution	0	903.67	C
11/26	Tax Distribution	0	938.43	C
11/27	Tax Distribution	0	472.88	C
11/27	Tax Distribution	0	1,256.25	C
11/27	Tax Distribution	0	1,376.50	C
11/27	Tax Distribution	0	471.12	C
14100.0	Salt River Contribution		Source Code Total: 182,722.91	
11/01	Salt River Project In Lieu	0	182,722.91	C
15130.0	Contributions Fire Assistance		Source Code Total: 39,779.13	
11/01	Fire District Assistance Tax 0.258100	0	18,252.17	C
11/04	Fire District Assistance Tax 0.258100	0	5,417.11	C
11/05	Fire District Assistance Tax 0.258100	0	2,818.50	C
11/06	Fire District Assistance Tax 0.258100	0	908.11	C
11/07	Fire District Assistance Tax 0.258100	0	3,496.02	C
11/08	Fire District Assistance Tax 0.258100	0	639.61	C
11/12	Fire District Assistance Tax 0.258100	0	856.75	C
11/13	Fire District Assistance Tax 0.258100	0	1,048.89	C
11/14	Fire District Assistance Tax 0.258100	0	450.10	C
11/15	Fire District Assistance Tax 0.258100	0	846.93	C
11/18	Fire District Assistance Tax 0.258100	0	714.07	C
11/19	Fire District Assistance Tax 0.258100	0	744.41	C



Pinal County Treasurer

Monthly Statement

Date Range: 11/1/2019 to 11/30/2019

11/20	Fire District Assistance Tax 0.258100	0	470.28	C
11/21	Fire District Assistance Tax 0.258100	0	376.42	C
11/22	Fire District Assistance Tax 0.258100	0	426.11	C
11/25	Fire District Assistance Tax 0.258100	0	250.65	C
11/26	Fire District Assistance Tax 0.258100	0	1,257.59	C
11/27	Fire District Assistance Tax 0.258100	0	805.41	C
15150.0	Maricopa County Tax Collection		Source Code Total: 7,681.43	
11/15	Superstition Fire Proceeds from Maricopa Co Wired	0	7,681.43	C
21100.40	Wells Fargo Bank Investment Interest		Source Code Total: 3.59	
11/01	Investment Interest	0	3.59	C
21100.41	Wells Fargo Repo Investment Interest		Source Code Total: 184.53	
11/01	Investment Interest	0	184.53	C
21100.43	Wells Fargo Trust Investment Interest		Source Code Total: 15.68	
11/04	Investment Interest	0	15.30	C
11/20	Investment Interest	0	.38	C
21100.46	Wells Fargo Investment Investment Interest		Source Code Total: 494.93	
11/05	Investment Interest	0	51.49	C
11/06	Investment Interest	0	54.85	C
11/26	Investment Interest	0	33.94	C
11/27	Investment Interest	0	210.25	C
11/27	Investment Interest	0	144.40	C
21100.70	Vining Sparks Investment Interest		Source Code Total: 1,578.98	
11/06	Investment Interest	0	281.31	C
11/08	Investment Interest	0	60.84	C
11/19	Investment Interest	0	264.50	C
11/20	Investment Interest	0	284.76	C
11/25	Investment Interest	0	275.54	C
11/25	Investment Interest	0	220.88	C
11/25	Investment Interest	0	38.66	C
11/26	Investment Interest	0	152.49	C
21100.80	Stifel Nicolaus & Company Investment Interest		Source Code Total: 414.63	
11/13	Investment Interest	0	206.36	C
11/27	Investment Interest	0	208.27	C
73160.0	Deposits		Source Code Total: 71,148.35	
11/04	WIRED MONEY TO GENERAL FUND	0	64,141.45	C
11/06	100.10.43500.41 D Laager/inv 5584/CASH A	0	25.00	C
11/06	100.10.43500.41 M Kuykendall/inv 5582/ CASH B	0	25.00	C
11/06	100.10.43500.41 T Soboski/inv 5585/CASH C	0	65.00	C
11/06	100.10.43500.41 C King/inv 5583/CASH D	0	65.00	C
11/06	100.10.42600.15 Ameriprise/inv 5569/ck 5493954	0	20.00	C
11/06	100.10.42600.15 Hastings&Hastings/inv 5568/ 51735	0	20.00	C
11/06	100.10.42600.15 LexisNexis/inv 5572/ck 836466812	0	20.00	C
11/06	100.10.42500.50 C Nwosu-Stripes PC/inv 5580/1840	0	20.00	C
11/06	100.10.42700.50 QuickNClean/inv 5558/ck 161941	0	100.00	C
11/06	100.10.42700.50 Malones Tires/inv 5559/ck 2148	0	100.00	C
11/06	100.10.43200.20	0	29.75	C
11/06	100.10.53965.10 PSPRS/inv 5537/ck 210300	0	663.51	C
11/06	100.10.53965.10 P Bourgeois/inv 5536/ck 123	0	1,271.58	C
11/06	100.10.53965.10 J Kevin/inv 5586/ck 629007780	0	276.10	C
11/06	100.10.53965.10 D Montgomery/inv 5535,5588/7695	0	1,091.68	C
11/20	100.10.42600.15 Ramos Law/inv 5593/ck 3761	0	20.00	C
11/20	100.10.42600.15 Lerner&Rowe/inv 5594/ck 124068	0	20.00	C
11/20	100.10.42600.15 MK Assoc/inv 5596/ck 13372	0	20.00	C
11/20	100.10.42700.50 East Valley Performance/5527/1092	0	100.00	C
11/20	100.20.55620.20 SandersonFord/inv 5591/ck 280188	0	150.00	C
11/20	100.10.43200.20 TownOfSup/inv 5575,76,77/40568	0	828.85	C
11/20	100.10.42200.41 AntennaSites/inv 5605/ck 20164	0	726.83	C



Pinal County Treasurer

Monthly Statement

Date Range: 11/1/2019 to 11/30/2019

11/21	WIRED MONEY TO GENERAL FUND	0	925.00	C
11/27	WIRED MONEY TO GENERAL FUND	0	200.00	C
11/27	100.10.45900.10 B Ruchty/Inv 5607/ck 7822	0	20.00	C
11/27	100.10.42600.15 Breyer Law/inv 5608/ck 19074	0	20.00	C
11/27	100.10.42600.15 Warnock Mackinlay Law/5610/6886	0	20.00	C
11/27	100.10.42600.15 Lerner&Rowe/inv 5609/ck 125036	0	20.00	C
11/27	100.10.42600.15 Burnett Law/inv 5617/ck 3707	0	20.00	C
11/27	100.10.42600.15 Lerner&Rowe/inv 5616/ck 124906	0	20.00	C
11/27	100.10.42700.50 TableofGrace/inv 5618/ck 1180	0	100.00	C
11/27	100.10.45900.10 SRC Oil/inv 5621/ck 10673	0	3.60	C
73750.0 Revenue Transfer			Source Code Total: 270.00	
11/21	941 Penalty Fee	0	270.00	C
90930.0 Warrants Redeemed			Source Code Total: (339,167.22)	
11/04	Paid Warrants	0	(4,141.75)	D
11/05	Paid Warrants	0	(251.76)	D
11/06	Paid Warrants	0	(38,053.24)	D
11/07	Paid Warrants	0	(200,010.40)	D
11/08	Paid Warrants	0	(19,184.39)	D
11/12	Paid Warrants	0	(1,729.57)	D
11/13	Paid Warrants	0	(18,338.19)	D
11/14	Paid Warrants	0	(7,280.09)	D
11/15	Paid Warrants	0	(2,421.34)	D
11/18	Paid Warrants	0	(2,136.67)	D
11/19	Paid Warrants	0	(3,109.11)	D
11/20	Paid Warrants	0	(369.16)	D
11/21	Paid Warrants	0	(11,827.81)	D
11/25	Paid Warrants	0	(120.81)	D
11/26	Paid Warrants	0	(11,833.24)	D
11/27	Paid Warrants	0	(18,359.69)	D
91220.0 Disbursed by County Treasurer			Source Code Total: (687,690.33)	
11/14	Fire Employees Payroll Direct Deposit	0	(229,114.31)	D
11/14	Fire District Federal & State P/R Taxes	0	(50,925.09)	D
11/14	Fire District 457, union dues, pac	0	(53,629.18)	D
11/27	Fire Employees Payroll Direct Deposit	0	(244,381.93)	D
11/27	Fire District Federal and State P/R Taxes	0	(55,444.74)	D
11/27	Fire District 457, union dues, pac	0	(54,195.08)	D
91280.0 Outgoing Wire Fee			Source Code Total: (40.00)	
11/14	Wire Transfer Chg P/R	0	(20.00)	D
11/27	Wire Transfer Chg P/R	0	(20.00)	D
91290.0 Outgoing Wire Surcharge			Source Code Total: (10.00)	
11/14	Wire Transfer Chg P/R	0	(5.00)	D
11/27	Wire Transfer Chg P/R	0	(5.00)	D
6116421001 Superstition Fire & Medical District			<b>Ending Balance: 4,058,672.56</b>	

Warrant Detail

Payee Name	Warrant	Amount	Issue Dt	Status Dt	Voucher
<b>6116421001 Superstition Fire &amp; Medical District</b>					
					Account Total: 1,026,085.60
Fund: 1102					Fund Total: 319,905.73
Status: OUTS					Status Total: 200,114.31 (M)
PINAL COUNTY COMMUNITY COLLEGE	1102028922	6,642.50	06/12/19	06/12/19	
AZ STATE FIRE TRAINING COMM.	1102029191	25.00	09/18/19	09/18/19	
GEOF SHIVELY	1102029294	621.00	10/16/19	10/16/19	
AA COOLING AND HEATING LLC	1102029369	1,028.33	11/20/19	11/21/19	
AFLAC	1102029371	7,169.52	11/20/19	11/21/19	
APACHE JUNCTION UNIFIED	1102029372	5,958.16	11/20/19	11/21/19	
WATER UTILITIES COMM FD DBA	1102029373	132.57	11/20/19	11/21/19	
BUD'S BULK ICE SERVICE, INC	1102029377	1,067.08	11/20/19	11/21/19	



Pinal County Treasurer

Monthly Statement

Date Range: 11/1/2019 to 11/30/2019

CINDY ELBERT INSURANCE SERVICE	1102029381	29,375.98	11/20/19	11/21/19
COMMERCIAL OFFICE INT, LLC	1102029382	1,775.52	11/20/19	11/21/19
COOKSON DOOR SALES OF AZ, INC	1102029383	198.66	11/20/19	11/21/19
DELTA DENTAL OF ARIZONA	1102029384	5,583.31	11/20/19	11/21/19
FIRST CHOICE AUTO GLASS, INC.	1102029386	50.00	11/20/19	11/21/19
GREEN & BAKER LTD	1102029388	1,098.00	11/20/19	11/21/19
KANSAS STATE BANK OF MANHATTAN	1102029389	158.41	11/20/19	11/21/19
MESA DISCOUNT, INC	1102029390	970.41	11/20/19	11/21/19
NAPA AUTO PARTS	1102029391	235.12	11/20/19	11/21/19
MOUNTAIN VIEW LUTHERAN CHURCH	1102029392	20.00	11/20/19	11/21/19
CADWELL IRREVOCABLE TRUST III	1102029393	275.19	11/20/19	11/21/19
PHOENIX TECHNOLOGY SOLUTIONS	1102029395	66.00	11/20/19	11/21/19
RIGHT AWAY DISPOSAL, LLC	1102029398	229.18	11/20/19	11/21/19
TIGER MECHANICAL SERVICES LLC	1102029401	275.00	11/20/19	11/21/19
UNITED HEALTHCARE INSURANCE CO	1102029405	72,519.07	11/20/19	11/21/19
WATER UTILITIES COMM FD DBA	1102029410	42.04	11/26/19	11/27/19
ARIZONA WATER COMPANY, INC.	1102029411	305.87	11/26/19	11/27/19
AHS RESCUE LLC	1102029412	2,223.62	11/26/19	11/27/19
ARIZONA PPE RECON, INC.	1102029413	123.00	11/26/19	11/27/19
AT&T CORP	1102029414	544.23	11/26/19	11/27/19
BENCHMARK INSURANCE COMPANY	1102029415	46,872.74	11/26/19	11/27/19
CITY OF MESA	1102029416	8,000.68	11/26/19	11/27/19
PROPHET NETWORK INTEGRATION,IN	1102029417	202.06	11/26/19	11/27/19
STANDARD INSURANCE COMPANY	1102029418	5,272.43	11/26/19	11/27/19
MATLICK ENTERPRISES INC DBA	1102029419	1,053.63	11/26/19	11/27/19
Status: PAID				Status Total: 119,791.42
BEST HARDWARE	1102029238	3.72	10/09/19	11/04/19
BRENDA S TRANCHINA	1102029252	6,500.00	10/09/19	11/13/19
APACHE JUNCTION UNIFIED	1102029274	7,237.08	10/16/19	11/08/19
HEWLETT PACKARD ENTERPRISE CO	1102029283	940.80	10/16/19	11/19/19
LINX AUTO BODY, LLC	1102029317	251.76	10/23/19	11/05/19
PROPHET NETWORK INTEGRATION,IN	1102029321	939.39	10/23/19	11/08/19
TOSHIBA BUSINESS SOLUTIONS,INC	1102029323	120.81	10/23/19	11/25/19
TRACE ANALYTICS, LLC	1102029324	706.12	10/23/19	11/14/19
WEST DIRECT OIL, LLC	1102029329	3,060.53	10/23/19	11/04/19
AMERIGAS PROPANE LP	1102029330	1,205.06	10/30/19	11/07/19
WATER UTILITIES COMM FD DBA	1102029331	67.74	10/30/19	11/08/19
ARIZONA WATER COMPANY, INC.	1102029332	190.72	10/30/19	11/08/19
AT&T CORP	1102029333	944.23	10/30/19	11/07/19
BPCWS, PLLC	1102029334	978.25	10/30/19	11/07/19
CITY OF MESA	1102029335	9,456.22	10/30/19	11/08/19
FLEETPRIDE, INC	1102029336	58.25	10/30/19	11/07/19
GENERAL BUSINESS, INC	1102029337	234.57	10/30/19	11/13/19
GINCO PLUMBING LLC	1102029338	87.50	10/30/19	11/07/19
HUGHES FIRE EQUIPMENT, INC.	1102029339	1,940.84	10/30/19	11/07/19
L.N. CURTIS & SONS	1102029340	451.48	10/30/19	11/08/19
MUNICIPAL EMERGENCY SERV. INC.	1102029341	38.64	10/30/19	11/06/19
NAPA AUTO PARTS	1102029342	1,729.57	10/30/19	11/12/19
ARNOLD, KYLE, DBA	1102029343	1,077.50	10/30/19	11/04/19
PROPHET NETWORK INTEGRATION,IN	1102029344	841.76	10/30/19	11/08/19
STANDARD INSURANCE COMPANY	1102029345	5,190.62	10/30/19	11/06/19
SUPERSTITION SAFETY SERV, LLC	1102029346	75.00	10/30/19	11/06/19
MATLICK ENTERPRISES INC DBA	1102029347	20,658.55	10/30/19	11/06/19
WAXIE'S ENTERPRISES, INC	1102029349	1,834.51	10/30/19	11/06/19
AA COOLING AND HEATING LLC	1102029350	2,216.65	11/06/19	11/13/19
AMERIGAS PROPANE LP	1102029351	207.69	11/06/19	11/15/19
AHS RESCUE LLC	1102029352	500.66	11/06/19	11/18/19
ARIZONA PPE RECON, INC.	1102029353	367.00	11/06/19	11/13/19
ARIZONAWATERCONDITIONING DBA	1102029354	405.83	11/06/19	11/13/19
CSC ELECTRICAL CONTRACTOR, LLC	1102029355	588.82	11/06/19	11/14/19
FREIGHTLINER OF ARIZONA, LLC	1102029356	860.33	11/06/19	11/13/19
ST HELEN AUTO & HARDWARE, INC.	1102029357	271.01	11/06/19	11/18/19



Pinal County Treasurer

Monthly Statement

Date Range: 11/1/2019 to 11/30/2019

WEX BANK DBA	1102029358	1,096.96	11/06/19	11/15/19
CRAIG HORVATH	1102029359	48.36	11/06/19	11/20/19
MEDIACOM	1102029360	5,434.00	11/06/19	11/14/19
MEDIACOM	1102029361	323.44	11/06/19	11/14/19
CENTURYLINK	1102029362	2,738.35	11/06/19	11/13/19
SALT RIVER PROJECT	1102029363	5,015.46	11/06/19	11/13/19
SOUTHWEST GAS CORPORATION	1102029364	116.22	11/06/19	11/15/19
SUPERSTITION MOUNTAINS CFD #1	1102029365	128.70	11/06/19	11/14/19
SUPERSTITION SAFETY SERV, LLC	1102029366	99.01	11/06/19	11/14/19
UNIFIRST CORPORATION	1102029367	1,000.47	11/06/19	11/15/19
USA CARPET & UPHOLSTERY	1102029368	1,358.31	11/06/19	11/19/19
AETNA BEHAVIORAL HEALTH, LLC	1102029370	814.08	11/20/19	11/26/19
ARIZONA WATER COMPANY, INC.	1102029374	273.62	11/20/19	11/26/19
ARIZONA PPE RECON, INC.	1102029375	482.00	11/20/19	11/26/19
BINGHAM EQUIPMENT CO, INC.	1102029376	596.49	11/20/19	11/27/19
CHASE	1102029378	7,635.59	11/20/19	11/26/19
DELTA DENTAL INSURANCE COMPANY	1102029385	353.24	11/20/19	11/27/19
LIBERTY WATER COMPANY, INC.	1102029387	74.08	11/20/19	11/27/19
PROSHRED SECURITY ARIZONA	1102029394	36.66	11/20/19	11/27/19
CENTURYLINK	1102029396	187.18	11/20/19	11/27/19
REDBURN TIRE COMPANY, INC.	1102029397	425.70	11/20/19	11/27/19
STRYKER SALES CORPORATION	1102029399	845.53	11/20/19	11/27/19
SUPERSTITION SAFETY SERV, LLC	1102029400	113.33	11/20/19	11/27/19
MATLICK ENTERPRISES INC DBA	1102029402	11,114.34	11/20/19	11/27/19
VERIZON WIRELESS SERVICES LLC	1102029406	1,960.49	11/20/19	11/27/19
VORTEX INDUSTRIES, INC.	1102029407	1,825.64	11/20/19	11/27/19
VISION SERVICE PLAN	1102029408	827.01	11/20/19	11/27/19
POWER ACQUISITION, LLC.	1102029409	2,627.95	11/20/19	11/26/19

(S)

Fund Total: 706,179.87

Fund: 1103  
Status: OUTS

Status Total: 486,804.07

(N)

PUBLIC SAFETY PERSONNEL RETIREMENT SYSTEM	1103018165	98,932.19	10/04/19	10/03/19
PUBLIC SAFETY PERSONNEL RETIREMENT SYSTEM	1103018171	89,558.45	10/18/19	10/16/19
PUBLIC SAFETY PERSONNEL RETIREMENT SYSTEM	1103018176	99,895.21	11/01/19	10/30/19
PUBLIC SAFETY PERSONNEL RETIREMENT SYSTEM	1103018182	89,640.18	11/15/19	11/15/19
ARIZONA STATE RETIREMENT SYSTEM	1103018184	8,603.72	11/29/19	11/27/19
US DEPARTMENT OF EDUCATION	1103018185	355.71	11/29/19	11/27/19
AZ FF RETIREE HEALTH TRUST FUND	1103018186	1,675.00	11/29/19	11/27/19
PUBLIC SAFETY PERSONNEL RETIREMENT SYSTEM	1103018187	96,538.34	11/29/19	11/27/19
SUPPORT PAYMENT CLEARINGHOUSE	1103018188	1,605.27	11/29/19	11/27/19

Status Total: 219,375.80

PUBLIC SAFETY PERSONNEL RETIREMENT SYSTEM	1103018152	87,341.13	09/06/19	11/07/19
PUBLIC SAFETY PERSONNEL RETIREMENT SYSTEM	1103018158	105,494.16	09/20/19	11/07/19
CHARITY RELIEF FUND EV FIREFIGHTER	1103018160	699.00	09/20/19	11/18/19
CHARITIES FUND EV FIREFIGHTER	1103018161	666.00	09/20/19	11/18/19
ARIZONA STATE RETIREMENT SYSTEM	1103018173	8,580.92	11/01/19	11/06/19
US DEPARTMENT OF EDUCATION	1103018174	355.71	11/01/19	11/07/19
AZ FF RETIREE HEALTH TRUST FUND	1103018175	1,675.00	11/01/19	11/06/19
SUPPORT PAYMENT CLEARINGHOUSE	1103018177	1,605.27	11/01/19	11/07/19
UNITED STATES TREASURY	1103018178	810.00	11/07/19	11/19/19
ARIZONA STATE RETIREMENT SYSTEM	1103018179	8,547.54	11/15/19	11/21/19
US DEPARTMENT OF EDUCATION	1103018180	320.80	11/15/19	11/20/19
AZ FF RETIREE HEALTH TRUST FUND	1103018181	1,675.00	11/15/19	11/21/19
SUPPORT PAYMENT CLEARINGHOUSE	1103018183	1,605.27	11/15/19	11/21/19

Count Amount

Total OUTS:	42	686,918.38
Total PAID:	77	339,167.22



**Superstition Fire & Medical District  
General (Fund 100) Cash Reconciliation  
Fiscal Year 2019 - 2020  
10/31/2019**



Book Balance as of:	10/1/2019	<u>Deposits</u> (Cash Receipts)	<u>Cash</u> Disbursements	<u>Refunded</u> Taxes	<u>Book</u> Balance
					<u>(6,031,849.61)</u> <b>BB</b>

Activity During the Month

Journal Entries:

Interest Income (Expense):

Cash Receipts

- 2013 Real Estate Taxes
- 2014 Real Estate Taxes
- 2015 Real Estate Taxes
- 2016 Real Estate Taxes
- 2017 Real Estate Taxes
- 2018 Real Estate Taxes
- 2019 Real Estate Taxes
- 2009 Pers. Prop. Taxes
- 2010 Pers. Prop. Taxes
- 2011 Pers. Prop. Taxes
- 2012 Pers. Prop. Taxes
- 2013 Pers. Prop. Taxes
- 2014 Pers. Prop. Taxes
- 2015 Pers. Prop. Taxes
- 2016 Pers. Prop. Taxes
- 2017 Pers. Prop. Taxes
- 2018 Pers. Prop. Taxes
- 2019 Pers. Prop. Taxes
- SRP Contributions
- FDAT
- Maricopa County Taxes

1,834.17

1,834.17 **A**

[REDACTED]

-

-

-

0.00

(122.80)

12,320.74

(4,314.79)

4,636,305.76

0.00

0.00

0.00

186.66

213.17

215.35

210.56

(25.11)

250.96

(49.48)

418.50

(100.63)

3,673.13

(698.65)

363,235.22

-

-

-

0.00

12,320.74

4,636,305.76

0.00

0.00

0.00

186.66

213.17

215.35

210.56

250.96

418.50

3,673.13

363,235.22

Deposits

Revenue Transfer

Cash Disbursements

- A) Accounts Payable Activity
- B) Payroll Activity
- C) Payroll Wire Fees
- D) Stop Payment Fee
- D) Transfer In / Out
- D) Transfer In / Out
- D) Transfer In / Out
- E) Refund Interest

(376,463.54)

(911,299.27)

(75.00)

-

-

-

(7.85)

(376,463.54)

(911,299.27)

(75.00)

-

-

-

(7.85)

\$5,313,063.22 (1,287,845.66)

(2,011,943.51)

Pinal County Bank Balance

Ending Bank Balance as of: 10/31/2019

Balance from YTD Column

- Less: Line of Credit Advances
- Less: Line of Credit Interest
- Plus: Line of Credit Payments
- Less: Outstanding Warrants

[REDACTED]

A/P  
Payroll

(74,109.72)

(382,690.93)

80.00

3,839,738.53

(368,346.75)

882.19

368,346.75

-

-

-

(456,800.65)

80.00

0.00

- Plus: Deposits in book / not at bank
- Less: Deposit in bank / not in book

3,383,900.07

- Cash Balance in Payroll Clearing Account
- Cash Balance in Electronic / ACH Clearing Account
- Petty Cash

361,279.20

0.00

100.00

3,745,279.27

Prepared by: *[Signature]* 11/4/19

Reviewed by: *[Signature]* 11/12/19

Balance per B/S

3,745,279.27

Difference

0.00

CASH RECEIPTS

November 2019 M & O DEPOSITS

Date	Control #	Amount	Account #	Description
11/4/2019		64,141.45		Safer Grant
		<b>64,141.45</b>		Wire Transfer
11/6/2019		25.00	100.10.43500.41	D Laager/inv 5584/CASH A
		25.00	100.10.43500.41	M Kuykendall/inv 5582/ CASH B
		65.00	100.10.43500.41	T Soboski/inv 5585/CASH C
		65.00	100.10.43500.41	C King/inv 5583/CASH D
		20.00	100.10.42600.15	Ameriprise/inv 5569/ck 5493954
		20.00	100.10.42600.15	Hastings&Hastings/inv 5568/ 51735
		20.00	100.10.42600.15	LexisNexis/inv 5572/ck 836466612
		20.00	100.10.42600.50	C Nwosu-Stripes PC/inv 5560/1840
		100.00	100.10.42700.50	QuickNClean/inv 5558/ck 181941
		100.00	100.10.42700.50	Malones Tires/inv 5559/ck 2148
		29.75	100.10.43200.20	TownOfSuperior/inv 5553/ck 40513
		663.51	100.10.53965.10	PSPRS/inv 5537/ck 210300
		1,271.58	100.10.53965.10	P Bourgeois/inv 5536/ck 123
		276.10	100.10.53965.10	J Kevin/inv 5586/ck 629007780
		1,091.68	100.10.53965.10	D Montgomery/inv 5535,5588/7695
		<b>3,792.62</b>		
11/20/2019		20.00	100.10.42600.15	Ramos Law/inv 5593/ck 3761
		20.00	100.10.42600.15	Lerner&Rowe/inv 5594/ck 124068
		20.00	100.10.42600.15	MK Assoc/inv 5596/ck 13372
		100.00	100.10.42700.50	East Valley Performance/5527/1092
		160.00	100.20.55620.20	SandersonFord/inv 5591/ck 280188
		828.85	100.10.43200.20	TownOfSup/inv 5575,76,77/40568
		726.83	100.10.42200.41	AntennaSites/inv 5605/ck 20164
		<b>1,865.68</b>		
11/21/2019		100.00	100.10.42700.50	A1 Muffler/inv 5557/CC
		100.00	100.10.42700.50	The Views @ Superstition/inv 5565/CC
		340.00	100.10.43500.41	AZ Dept of Forestry/inv 5578/CC
		65.00	100.10.43500.41	H Correll /inv 5590/CC
		20.00	100.10.42500.50	Desert Financial CU/inv 5606/CC
		300.00	100.10.42700.50	AZ Fire Systems/inv 5450/CC
		<b>925.00</b>		Wire Transfer
11/27/2019		200.00	100.10.42700.50	Mountian View Lutheran Church/inv 5619/CC
		<b>200.00</b>		Wire Transfer
11/27/2019		20.00	100.10.45900.10	B Ruchty/inv 5607/ck 7822
		20.00	100.10.42600.15	Breyer Law/inv 5608/ck 19074
		20.00	100.10.42600.15	Warnock Mackinlay Law/5610/6886
		20.00	100.10.42600.15	Lerner&Rowe/inv 5609/ck 125036
		20.00	100.10.42600.15	Burnett Law/inv 5617/ck 3707
		20.00	100.10.42600.15	Lerner&Rowe/inv 5616/ck 124906
		100.00	100.10.42700.50	TableofGrace/inv 5618/ck 1180
		3.60	100.10.45900.10	SRC Oil/inv 5621/ck 10673
		<b>223.60</b>		
November 2019 Totals		<b>71,148.35</b>		

G-1

Dec. in vass.

G-2

G-3

6

**Superstition Fire & Medical District**  
**AR Payment Register (Detail)**  
 Bank ID: Equal To D

Check No. / Payment ID	Payee Name / Customer Name	Invoice No. / Account Number	Amount Paid
<b>BANK: D - M &amp; 0 GENERAL FUND CHECKING</b>			
<b>DEPOSIT: 2,688      DATE: 11/02/19</b>			
CASH	(ONETIMECUST)	Cash Invoice : 005582	\$25.00 \$25.00
			<b>CASH TOTAL: \$25.00 ✓</b>
CASH	(ONETIMECUST) (ONETIMECUST)	Cash Invoice : 005583 Invoice : 005583	\$65.00 \$50.00 \$15.00
			<b>CASH TOTAL: \$65.00 ✓</b>
CASH	(ONETIMECUST)	Cash Invoice : 005584	\$25.00 \$25.00
			<b>CASH TOTAL: \$25.00 ✓</b>
CASH	(ONETIMECUST) (ONETIMECUST)	Cash Invoice : 005585 Invoice : 005585	\$65.00 \$50.00 \$15.00
			<b>CASH TOTAL: \$65.00 ✓</b>
			<b>DEPOSIT 2,688 TOTAL: \$180.00</b>
<b>DEPOSIT: 2,689      DATE: 11/06/19</b>			
161941	QuickNClean/inv 5558/161941 (ONETIMECUST)	Check Invoice : 005558	\$100.00 \$100.00
			<b>CHECK # 161941 TOTAL: \$100.00 ✓</b>
2148	Malones Tires/inv 5559/2148 (ONETIMECUST)	Check Invoice : 005559	\$100.00 \$100.00
			<b>CHECK # 2148 TOTAL: \$100.00 ✓</b>
40513	Superior FD/inv 5553/40513 Superior Fire Department (SUPFD)	Check Invoice : 005553	\$29.75 \$29.75
			<b>CHECK # 40513 TOTAL: \$29.75 ✓</b>
210300	PSPRS/inv 5537/210300 Public Safety Retirement Sys. (PSPRS/COBRA) Public Safety Retirement Sys. (PSPRS/COBRA) Public Safety Retirement Sys. (PSPRS/COBRA)	Check Invoice : 005537 Invoice : 005537 Invoice : 005537	\$663.51 \$260.00 \$143.51 \$260.00
			<b>CHECK # 210300 TOTAL: \$663.51 ✓</b>
123	Paul Bourgeois/inv 5536/123 Paul Bourgeois (BOUP)	Check Invoice : 005536	\$1,271.58 \$1,271.58
			<b>CHECK # 123 TOTAL: \$1,271.58 ✓</b>
629007780	John Kevin/inv 5586/629007780 John Kevin (KEVINJO)	Check Invoice : 005586	\$276.10 \$276.10
			<b>CHECK # 629007780 TOTAL: \$276.10 ✓</b>
7695	Dave Montgomery/5535,5588/7695 Dave Montgomery (MONTD) Dave Montgomery (MONTD)	Check Invoice : 005535 Invoice : 005588	\$1,091.68 \$545.84 \$545.84
			<b>CHECK # 7695 TOTAL: \$1,091.68 ✓</b>
			<b>DEPOSIT 2,689 TOTAL: \$3,532.62</b>
<b>DEPOSIT: 2,691      DATE: 11/14/19</b>			
3761	(ONETIMECUST)	Check Invoice : 005593	\$20.00 \$20.00
			<b>CHECK # 3761 TOTAL: \$20.00 ✓</b>
124068	(ONETIMECUST)	Check Invoice : 005594	\$20.00 \$20.00
			<b>CHECK # 124068 TOTAL: \$20.00 ✓</b>
13372		Check	\$20.00



**Superstition Fire & Medical District**

**AR Payment Register (Detail)**

Bank ID: Equal To D

Check No. / Payment ID	Payee Name / Customer Name	Invoice No. / Account Number	Amount Paid
<b>BANK: D - M &amp; O GENERAL FUND CHECKING</b>			
<b>DEPOSIT: 2,691</b>	<b>DATE: 11/14/19</b>		<b>(CONTINUED)</b>
	(ONETIMECUST)	Invoice : 005596	\$20.00
		CHECK # 13372 TOTAL:	<u>\$20.00</u> ✓
		DEPOSIT 2,691 TOTAL:	<u>\$60.00</u>
<b>DEPOSIT: 2,692</b> <b>DATE: 11/19/19</b>			
7822	(ONETIMECUST)	Check Invoice : 005607	\$20.00 <u>\$20.00</u> ✓
		CHECK # 7822 TOTAL:	<u>\$20.00</u> ✓
19074	(ONETIMECUST)	Check Invoice : 005608	\$20.00 <u>\$20.00</u> ✓
		CHECK # 19074 TOTAL:	<u>\$20.00</u> ✓
125036	(ONETIMECUST)	Check Invoice : 005609	\$20.00 <u>\$20.00</u> ✓
		CHECK # 125036 TOTAL:	<u>\$20.00</u> ✓
6886	(ONETIMECUST)	Check Invoice : 005610	\$20.00 <u>\$20.00</u> ✓
		CHECK # 6886 TOTAL:	<u>\$20.00</u> ✓
		DEPOSIT 2,692 TOTAL:	<u>\$80.00</u>
<b>DEPOSIT: 2,694</b> <b>DATE: 11/20/19</b>			
1092	EastValleyPerf/5527/1092 (ONETIMECUST)	Check Invoice : 005527	\$100.00 <u>\$100.00</u> ✓
		CHECK # 1092 TOTAL:	<u>\$100.00</u> ✓
280188	SandersonFord/inv 5591/280188 (ONETIMECUST)	Check Invoice : 005591	\$150.00 <u>\$150.00</u> ✓
		CHECK # 280188 TOTAL:	<u>\$150.00</u> ✓
40568	Superior FD/5575,76,77/40568 Superior Fire Department (SUPFD) Superior Fire Department (SUPFD) Superior Fire Department (SUPFD) Superior Fire Department (SUPFD)	Check Invoice : 005575 Invoice : 005576 Invoice : 005577 Invoice : 005575	\$828.85 \$365.00 \$14.47 \$84.38 \$365.00 <u>\$828.85</u> ✓
		CHECK # 40568 TOTAL:	<u>\$828.85</u> ✓
20164	Antenna Sites/5605/20164 Antenna Sites, Inc. (ANTSIT)	Check Invoice : 005605	\$726.83 <u>\$726.83</u> ✓
		CHECK # 20164 TOTAL:	<u>\$726.83</u> ✓
		DEPOSIT 2,694 TOTAL:	<u>\$1,805.68</u>
<b>DEPOSIT: 2,695</b> <b>DATE: 11/21/19</b>			
66098552	A1 Muffler/inv 5557/CC (ONETIMECUST)	Credit Card Invoice : 005557	\$100.00 <u>\$100.00</u> ✓
		CREDIT CARD # 66098552 TOTAL:	<u>\$100.00</u> ✓
66111994	TheViews@Superstition/5565/CC (ONETIMECUST)	Credit Card Invoice : 005565	\$100.00 <u>\$100.00</u> ✓
		CREDIT CARD # 66111994 TOTAL:	<u>\$100.00</u> ✓
66186931	AZ Department of Forestry/5578 AZ Department of Forestry (AZFORFM)	Credit Card Invoice : 005578	\$340.00 <u>\$340.00</u> ✓
		CREDIT CARD # 66186931 TOTAL:	<u>\$340.00</u> ✓
66302405	H Correll/inv 5590/CC (ONETIMECUST)	Credit Card Invoice : 005590	\$65.00 <u>\$65.00</u> ✓
		CREDIT CARD # 66302405 TOTAL:	<u>\$65.00</u> ✓

**Superstition Fire & Medical District**

AR Payment Register (Detail)

Bank ID: Equal To D

Check No. / Payment ID	Payee Name / Customer Name	Invoice No. / Account Number	Amount Paid
<b>BANK: D - M &amp; 0 GENERAL FUND CHECKING</b>			
<b>DEPOSIT: 2,695</b>		<b>DATE: 11/21/19</b>	
<b>(CONTINUED)</b>			
66938346	Desert Financial CU/inv 5606/C (ONETIMECUST)	Credit Card Invoice : 005606	\$20.00 \$20.00
CREDIT CARD # 66938346 TOTAL:			\$20.00 ✓
66944079	AZ Fire Systems/inv 5450/CC (ONETIMECUST) (ONETIMECUST)	Credit Card Invoice : 005450 Invoice : 005450	\$300.00 \$200.00 \$100.00
CREDIT CARD # 66944079 TOTAL:			\$300.00 ✓
<b>DEPOSIT 2,695 TOTAL:</b>			<b>\$925.00</b>
<b>DEPOSIT: 2,696</b>			
<b>DATE: 11/20/19</b>			
124906	(ONETIMECUST)	Check Invoice : 005616	\$20.00 \$20.00
CHECK # 124906 TOTAL:			\$20.00 ✓
3707	(ONETIMECUST)	Check Invoice : 005617	\$20.00 \$20.00
CHECK # 3707 TOTAL:			\$20.00 ✓
1180	(ONETIMECUST)	Check Invoice : 005618	\$100.00 \$100.00
CHECK # 1180 TOTAL:			\$100.00 ✓
<b>DEPOSIT 2,696 TOTAL:</b>			<b>\$140.00</b>
<b>DEPOSIT: 2,697</b>			
<b>DATE: 11/27/19</b>			
67269882	Metro Fire-MtnVwLutheran/5619 (ONETIMECUST) (ONETIMECUST)	Credit Card Invoice : 005619 Invoice : 005619	\$200.00 \$100.00 \$100.00
CREDIT CARD # 67269882 TOTAL:			\$200.00 ✓
<b>DEPOSIT 2,697 TOTAL:</b>			<b>\$200.00</b>
<b>DEPOSIT: 2,698</b>			
<b>DATE: 11/27/19</b>			
10673	SRC Oil/inv 5621/ck 10673 (ONETIMECUST)	Check Invoice : 005621	\$3.60 \$3.60
CHECK # 10673 TOTAL:			\$3.60 ✓
<b>DEPOSIT 2,698 TOTAL:</b>			<b>\$3.60</b>
<b>DEPOSIT: 2,699</b>			
<b>DATE: 11/27/19</b>			
2578	(ONETIMECUST)	Check Invoice : 005625	\$100.00 \$100.00
CHECK # 2578 TOTAL:			\$100.00
<b>DEPOSIT 2,699 TOTAL:</b>			<b>\$100.00</b>
<b>TOTAL FOR BANK ID: D</b>			<b>\$7,026.90</b>
GRAND TOTAL OF ALL CHECKS:			\$5,721.90
GRAND TOTAL OF ALL CREDIT CARDS:			\$1,125.00
GRAND TOTAL OF ALL CASH:			\$180.00
GRAND TOTAL OF ALL EFT:			\$0.00

NOV. in transit (C)

Superstition Fire & Medical District

AR Payment Register (Detail)

Bank ID: Equal To D

Check No. / Payment ID	Payee Name / Customer Name	Invoice No. / Account Number	Amount Paid
GRAND TOTAL OF ALL PAYMENTS:			\$7,026.90
GRAND TOTAL OF ALL ADJUSTMENTS:			\$0.00
COMBINED TOTAL:			\$7,026.90

7,026.90 +  
Oct in transit 80.00 +  
Nov in transit 100.00 -  
Safar Great 64,141.45 +  
71,148.35 \*

(G)



Control No. 338644

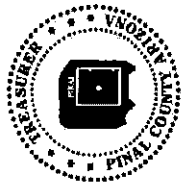
# Pinal County Treasurer Pending Treasurer Receipt

Treasurer's Office Use
Receipt No.: _____
Posted By: _____

Receipt Date: 10/8/2019      Cash: \$0.00      Submitted By: JenniferBurke1  
 Total Amount: \$64,141.45      Check: \$0.00      Department: Supersition Fire & Medical District  
                                  Wire/Direct Deposit: \$64,141.45  
                                  Credit Card: \$0.00

GL	Source	Cost	Object	Subsid	Subled	Type	Notes	Amount
6116421001	73160.0						WIRED MONEY TO GENERAL FUND	\$64,141.45

*GB*



# Pinal County Treasurer

## Pending Treasurer Receipt

Control No. 340495

Treasurer's Office Use

Receipt No.:

Posted By:

Receipt Date: 11/21/2019      Cash: \$0.00      Submitted By: JenniferBurke1  
 Total Amount: \$925.00      Check: \$0.00      Department: Superstition Fire & Medical District  
    Wire/Direct Deposit: \$925.00  
    Credit Card: \$0.00

GL	Source	Cost	Object	Subsid	Subled	Type	Notes	Amount
6116421001	73160.0						WIRED MONEY TO GENERAL FUND	\$925.00

G-2



Control No. 340705

# Pinal County Treasurer Pending Treasurer Receipt

**Treasurer's Office Use**

Receipt No.: \_\_\_\_\_

Posted By: \_\_\_\_\_

Receipt Date: 11/27/2019    Cash: \$0.00    Submitted By: JenniferBurke1

Total Amount: \$200.00    Check: \$0.00    Department: Superstition Fire & Medical District

Wire/Direct Deposit: \$200.00

Credit Card: \$0.00

GL	Source	Cost	Object	Subsid	Subled	Type	Notes	Amount
6116421001	73160.0						WIRED MONEY TO GENERAL FUND	\$200.00

G-3



Roger Wood Superstition Fire & Medical District Home Contact Us Help Logout

- Inquiry ▲
- GL Accounts
- GL Transactions
- Warrant Search
- Treasurer Receipts
- Warrant Maintenance ▲
- Warrant Accounts
- Add New Warrant
- Bulk Upload Warrants
- Fund Transfers ▲
- Fund Transfer
- Bulk Upload Transfers
- Treasurer Receipts ▲
- Add New Receipt
- Upload Receipt File
- Reports ▲
- Monthly Statement
- Tax Distribution
- Top 50 Tax Payers
- Authority Assessments
- Authority Tax Payments
- Warrants Over 1 Year
- School Summary
- LOC Advances Summary
- Tax Adjustments by Auth
- Profile ▲
- My Profile

**New Fund Transfer**

**Add New Fund Amount**

Revenue/Expense:  To/From:  GL Account:

Amount:  Notes:

**Fund Amount Added!**

	GL Account	Source	Source Desc	Notes	Amount
✘	6116421002	73750.0	Revenue Transfer	941 Penalty Fee	(\$270.00)
✘	6116421001	73750.0	Revenue Transfer	941 Penalty Fee	\$270.00


Using a modern browser ensures the best user experience on this website. You can check your browser is up to date by clicking [Browser Compatability Check](#).

Superstition Fire & Medical District  
GL Account Ledger - Detail By Period  
11/1/2019 through 11/30/2019

Batch	Journal	Entry #	Date	Job	Document	Description	Debits	Credits	Balance
<b>100-10-10150-10</b>									
17178	PR	764591	11/01/19		18173 - 42169	Payroll All Freq 10/27/2019	-	407,254.93	<b>(\$3,603,260.83)</b>
17181	Z	764693	11/01/19		JE1103	Paydate 11.01.19 Rcls	-	57,476.00	(4,010,515.76)
17181	Z	764700	11/01/19		JE1103	Paydate 11.01.19 Rcls	-	8,560.38	(4,067,991.76)
17194	PR	765215	11/07/19		18178	Payroll All Freq 11/10/2019	-	810.00	(4,076,552.14)
17196	Z	765261	11/10/19		JE1106	Rcls expense for IRS penalty	-	-	(4,077,362.14)
17194	PR	765178	11/15/19		18179 - 42349	Payroll All Freq 11/10/2019	270.00	376,021.90	(4,077,092.14)
17199	Z	765276	11/15/19		JE1107	Paydate 11.15.19 Rcls	-	50,925.09	(4,453,114.04)
17199	Z	765283	11/15/19		JE1107	Paydate 11.15.19 Rcls	-	8,510.38	(4,504,039.13)
17210	PR	765490	11/29/19		18184 - 42528	Payroll All Freq 11/24/2019	-	399,031.21	(4,512,549.51)
17213	Z	765568	11/29/19		JE1113	Paydate 11.29.19 Rcls	-	55,444.74	(4,911,580.72)
17213	Z	765575	11/29/19		JE1113	Paydate 11.29.19 Rcls	-	8,323.84	(4,967,025.46)
<b>PAYROLL ACCOUNT TOTALS:</b>							<b>\$270.00</b>	<b>\$1,372,358.47</b>	<b>(\$4,975,349.30)</b>
<b>TOTAL OF LEDGER:</b>							<b>\$270.00</b>	<b>\$1,372,358.47</b>	<b>(\$4,975,349.30)</b>

⑤





# TREASURER AGENCY SERVICES

PINAL COUNTY  
COUNTY OF ARIZONA

Roger Wood    Superstition Fire & Medical District
Home    Contact Us    Help    Logout

Inquiry ▲

GL Accounts

GL Transactions

Warrant Search

Treasurer Receipts

Warrant Maintenance ▲

Warrant Accounts

Add New Warrant

Bulk Upload Warrants

Fund Transfers ▲

Fund Transfer

Bulk Upload Transfers

Treasurer Receipts ▲

Add New Receipt

Upload Receipt File

Reports ▲

Monthly Statement

Tax Distribution

Top 50 Tax Payers

Authority Assessments

Authority Tax Payments

Warrants Over 1 Year

School Summary

LOC Advances Summary

Tax Adjustments by Auth

Profile ▲

My Profile

## New Fund Transfer

**Add New Fund Amount**

Revenue/Expense:  To/From:  GL Account:

Amount:  Notes:

     **Fund Amount Added!**

	GL Account	Source	Source Desc	Notes	Amount
✖	6116421002	73750.0	Revenue Transfer	Labor Relations Expense Correction	(\$476.32)
✖	6116421001	73750.0	Revenue Transfer	Labor Relations Expense Correction	\$476.32

Jenny

This will create the need  
for a transfer in transit in  
the 100 & 150 Bank accs.

Roger

Using a modern browser ensures the best user experience on this website.  
You can check your browser is up to date by clicking [Browser Compatibility Check](#).

# Commercial Checking Acct Public Funds

Account number: 4121535058 ■ November 1, 2019 - November 30, 2019 ■ Page 1 of 2



SUPERSTITION FIRE & MEDICAL DISTRICT  
 PAYROLL CLEARING ACCT  
 565 N IDAHO RD  
 APACHE JUNCTION AZ 85119-4014

## Questions?

Call your Customer Service Officer or Client Services  
**1-800-AT WELLS** (1-800-289-3557)  
 5:00 AM TO 6:00 PM Pacific Time Monday - Friday

Online: [wellsfargo.com](http://wellsfargo.com)

Write: Wells Fargo Bank, N.A. (182)  
 PO Box 63020  
 San Francisco, CA 94163

## Account summary

### Commercial Checking Acct Public Funds

Account number	Beginning balance	Total credits	Total debits	Ending balance
4121535058	\$416,217.39	\$790,739.25	-\$1,206,856.64	\$100.00

## Credits

### Electronic deposits/bank credits

Effective date	Posted date	Amount	Transaction detail
	11/14	384,635.68	WT Seq124872 Pinal County /Org=Pinal County Treasurer Srf# Gw00000029145266 Trn#191114124872 Rfb# 6842
	11/27	406,103.57	WT Seq#91744 Pinal County /Org=Pinal County Treasurer Srf# Gw00000029466570 Trn#191127091744 Rfb# 6851
		<b>\$790,739.25</b>	<b>Total electronic deposits/bank credits</b>
		<b>\$790,739.25</b>	<b>Total credits</b>

## Debits

### Electronic debits/bank debits

Effective date	Posted date	Amount	Transaction detail
	11/01	249,598.78	ACH Origination - Superstition Fir - File 1860311208 Coid 1860311208
	11/01	45,434.54	ACH Origination - Superstition Fir - File 1860311208 Coid 1860311208
	11/01	33,195.86	ACH Origination - Superstition Fir - File 1860311208 Coid 1860311208
	11/01	6,221.46	ACH Origination - Superstition Fir - File 1860311208 Coid 1860311208
	11/01	109.50	ACH Origination - Superstition Fir - File 1860311208 Coid 1860311208
	11/01	10,317.99	Healthequity Inc Healthequi 31 Oct 82581 Superstition Fire & ME
	11/01	59,733.16	< Business to Business ACH Debit - IRS Usatapytmt 110119 220970554183640 Superstition Fire & ME
	11/01	11,506.10	< Business to Business ACH Debit - AZ Dept of Rev Ccddir.Dbt xxxxx3092 Superstition Fire & ME
	11/15	229,114.31	ACH Origination - Superstition Fir - File 1860311208 Coid 1860311208
	11/15	45,118.80	ACH Origination - Superstition Fir - File 1860311208 Coid 1860311208



**Electronic debits/bank debits** (continued)

<i>Effective date</i>	<i>Posted date</i>	<i>Amount</i>	<i>Transaction detail</i>
	11/15	30,741.73	ACH Origination - Superstition Fir - File 1860311208 Coid 1860311208
	11/15	6,087.43	ACH Origination - Superstition Fir - File 1860311208 Coid 1860311208
	11/15	10,267.99	Healthequity Inc Healthequi 14 Nov 82581 Superstition Fire & ME
	11/15	52,868.02	< Business to Business ACH Debit - IRS Usatxpymt 111519 220971913065723 Superstition Fire & ME
	11/19	10,437.40	< Business to Business ACH Debit - AZ Dept of Rev Ccddir.Dbt xxxxx3092 Superstition Fire & ME
	11/29	244,381.93	ACH Origination - Superstition Fir - File 1860311208 Coid 1860311208
	11/29	45,871.24	ACH Origination - Superstition Fir - File 1860311208 Coid 1860311208
	11/29	31,106.51	ACH Origination - Superstition Fir - File 1860311208 Coid 1860311208
	11/29	6,087.64	ACH Origination - Superstition Fir - File 1860311208 Coid 1860311208
	11/29	10,081.45	Healthequity Inc Healthequi 27 Nov 82581 Superstition Fire & ME
	11/29	57,410.54	< Business to Business ACH Debit - IRS Usatxpymt 112919 220973352381664 Superstition Fire & ME
	11/29	11,164.26	< Business to Business ACH Debit - AZ Dept of Rev Ccddir.Dbt xxxxx3092 Superstition Fire & ME
		<b>\$1,206,856.64</b>	<b>Total electronic debits/bank debits</b>
		<b>\$1,206,856.64</b>	<b>Total debits</b>

< **Business to Business ACH:** if this is a business account, this transaction has a return time frame of one business day from post date. This time frame does not apply to consumer accounts.

**Daily ledger balance summary**

<i>Date</i>	<i>Balance</i>	<i>Date</i>	<i>Balance</i>	<i>Date</i>	<i>Balance</i>
10/31	416,217.39	11/15	10,537.40	11/27	406,203.57
11/01	100.00	11/19	100.00	11/29	100.00
11/14	384,735.68				
<b>Average daily ledger balance</b>		<b>\$41,386.41</b>			

12/2/19  
1:47:38 PM

# Superstition Fire & Medical District

## Balance Sheet

As of 11/30/2019

FUND: (100) General Fund

### Assets

#### Current Assets

Fund Cash - General (M&O)  
Payroll Account  
Petty Cash - Accounting  
Due From other funds  
Total Current Assets

\$8,347,779.80

(4,975,349.30)

100.00

1,329,300.78

\$3,372,530.50 (R)

\$4,701,831.28

#### Total Assets

\$4,701,831.28

### Liabilities and Equity

#### Current Liabilities

Sales Tax Payable  
Disability Insurance-Voluntary Long Term  
Life Insurance - Voluntary Supplemental  
Total Current Liabilities

\$110.70

(2,380.28)

(1,722.58)

\$(3,992.16)

#### Total Liabilities

\$(3,992.16)

#### Equity

Fund Balance - General Fund  
Current Year Profit/Loss  
Total Equity

\$2,948,224.26

1,757,599.18

4,705,823.44

#### Total Liabilities and Equity

\$4,701,831.28



Manage your account online: [www.chase.com/ink](http://www.chase.com/ink)

Customer Service: 1-800-945-2028

Mobile: Download the Chase Mobile app today

December 2019						
S	M	T	W	T	F	S
1	2	3	4	5	6	7
8	9	10	11	12	13	14
15	16	17	18	19	20	21
22	23	24	25	26	27	28
29	30	31	1	2	3	4
5	6	7	8	9	10	11

New Balance  
**\$10,170.94**  
 Minimum Payment Due  
**\$101.00**  
 Payment Due Date  
**12/04/19**

**Late Payment Warning:** If we do not receive your minimum payment by the due date, you may have to pay up to a \$39 late fee.  
**Minimum Payment Warning:** Enroll in Auto-Pay and avoid missing a payment. To enroll, call the number on the back of your card or go to the web site listed above.

### ACCOUNT SUMMARY

Account Number	4246315252326481
Cardholder Name	ROGER WOOD
Address	565 N IDAHO RD APACHE JUNCTION AZ 85119-4014
Phone Number	
Card Type	Chase Ink
Card Number	4246315252326481
Expiration Date	12/15/19 - 12/31/20
CVV	
Balance	\$10,170.94
Minimum Payment	\$101.00
Payment Due Date	12/04/19
Cardholder Signature	
Authorized Signature	
Signature Strip	

100F  
 \$7,635.59

VENDOR # Chason  
 ACCOUNT # \_\_\_\_\_  
 APPROVAL DATE PAID 11/25/19  
 WARRANT # \_\_\_\_\_  
 09378

0000001 FIS33336 C 1 Y 9 10 19/11/10 Page 1 of 3 06830 MA DA 26368 31410000010002636801



P.O. BOX 15123  
 WILMINGTON, DE 19850-5123  
 For Undeliverable Mail Only

Get updates on the go  
 Log on to [chase.com/alerts](http://chase.com/alerts)

42463152523264810001010001017094000000008

Payment Due Date: 12/04/19  
 New Balance: \$10,170.94  
 Minimum Payment: \$101.00  
 Account number: 4246 3152 5232 6481

\$ \_\_\_\_\_ Amount Enclosed  
 Make/Mail to Chase Card Services at the address below:

25388 BEX 9 31419 C  
 ROGER WOOD  
 SUPERSTITION FIRE  
 565 N IDAHO RD  
 APACHE JUNCTION AZ 85119-4014

CARDMEMBER SERVICE  
 PO BOX 6294  
 CAROL STREAM IL 60197-6294

500016028 15952523264815



# ACCOUNT ACTIVITY

Date of Transaction	Merchant Name or Transaction Description	\$ Amount
10/26	Payment ThankYou Image Check	-3,205.70
10/26	Payment ThankYou Image Check	-1,022.18
10/26	Payment ThankYou Image Check	-18,330.57
10/17	OFFICEMAX/DEPOT 6678 APACHE JUNCTI AZ	289.69
11/05	PNP AZ DOR TAXFEE info@pointand MI	14.96
11/05	AZ DEPT OF REVENUE TMACCONNEL@AZ AZ	636.40
	ROGER WOOD TRANSACTIONS THIS CYCLE (CARD 6481) \$21837.40- INCLUDING PAYMENTS RECEIVED	
10/11	GOLD CANYON GOLF RESORT 4809829090 AZ	1,351.32
10/24	GOLD CANYON GOLF RESORT 4809829090 AZ	300.33
	MIKE FARBBER TRANSACTIONS THIS CYCLE (CARD 6523) \$1651.65	
10/30	RIDENOW POWERSPORTS- A APACHE JUNCTI AZ	47.78
11/05	EB BLUEPAZ FIRST RESP 801-413-7200 CA	450.00
	JEFF CRANMER TRANSACTIONS THIS CYCLE (CARD 6549) \$497.78	
10/16	OFFICEMAX/DEPOT 6678 APACHE JUNCTI AZ	156.90
10/19	STAPLS7301304758000001 877-8267755 NJ	80.57
10/22	CHEVRON 0210571 APACHE JUNCTI AZ	18.40
10/22	FIREHOUSE SUBS #838 MESA AZ	162.20
10/23	ROSATIS PIZZA - GOLD C GOLD CANYON AZ	205.74
10/25	MOTEL 6 PAYSON AZ	91.77
10/31	WILSONAMPLIFIERS.COM 800-568-2723 TX	449.99
10/31	ELEARNING AMERICAN HEART 888-242-8883 TX	340.00
11/01	AMZN Mktp US*0029Z2E33 Amzn.com/bill WA	48.84
11/04	FIRE PROTECTION PUB 405-744-5892 OK	945.00
	KELLY BARTZ TRANSACTIONS THIS CYCLE (CARD 6598) \$2499.41	
10/27	Dropbox*VSMK456Q8QG 888-4468398 CA	129.47
	DANIEL MCKINNEY TRANSACTIONS THIS CYCLE (CARD 6614) \$129.47	
11/05	RIDENOW POWERSPORTS- A APACHE JUNCTI AZ	47.78
	BRETT BROMAN TRANSACTIONS THIS CYCLE (CARD 6630) \$47.78	
10/17	DNH*GODADDY.COM 480-5058855 AZ	133.48
10/18	DNH*GODADDY.COM 480-5058855 AZ	43.34
10/21	FRY'S 0665 APACHE JUNCTI AZ	67.86
10/22	DNH*GODADDY.COM 480-5058855 AZ	79.99
10/23	FRY'S 0665 APACHE JUNCTI AZ	46.11
	ANNA BUTEL TRANSACTIONS THIS CYCLE (CARD 6655) \$370.78	
10/29	RIDENOW POWERSPORTS- A APACHE JUNCTI AZ	95.58
	BRIAN WHITE TRANSACTIONS THIS CYCLE (CARD 6671) \$95.58	
10/15	FEDEX 493405547 MEMPHIS TN	18.84
10/17	WWW COSTCO COM 800-955-2292 WA	719.98
10/21	PAYPAL *EBAY EBAY INC 402-935-7733 CA	27.94
10/21	PAYPAL *EBAY BJON427 402-935-7733 CA	531.95
10/30	SUMMIT SIGN AND SAFETY 8007864035 FL	500.61
11/02	AMZN Mktp US*HJ81A38Z3 Amzn.com/bill WA	20.28
11/03	AMZN Mktp US*V199G7CG3 Amzn.com/bill WA	27.38
11/05	FEDEX 495482400 MEMPHIS TN	11.10
	VAUGHN CROSHAW TRANSACTIONS THIS CYCLE (CARD 0687) \$1858.08	
11/07	FIRESMARTPROMOS.COM 7175322131 PA	-8.26
10/12	WAL-MART #1381 APACHE JUNCTI AZ	33.01
10/22	WAL-MART #3833 MESA AZ	144.08
10/30	WAL-MART #1381 APACHE JUNCTI AZ	20.01
10/30	FIRESMARTPROMOS.COM 717-532-2131 PA	565.54
10/31	ONE BEAT CPR LEARNING DAVIE FL	1,345.00
	TINA GEROLA TRANSACTIONS THIS CYCLE (CARD 6473) \$2099.38	

# Superstition Fire & Medical District Monthly Pinal County Treasurer's Bank Account Reconciliation

## 150 General Fund

### Reconciliation References:

- A Beginning bank balance
- B Interest Income
- C Current month's deposits
- D Current month's Revenue transfer
- E Current month's Accounts Payable disbursements
- F Current month's Payroll disbursements
- G Current month's bank ending balance
- H Accounts Payable checks outstanding at month-end
- I Payroll checks outstanding at month-end
- J Current month's transfer in transit
- K Electronic / ACH clearing bank account balance at month-end
- L Lockbox bank account balance at month-end
- M Cash Balance per G/L Balance Sheet
- N Chase MasterCard credit card payment – warrant #1130003478 (paid 11/20/19)



**Superstition Fire & Medical District  
Ground Transport (Fund 150) Cash Reconciliation  
Fiscal Year 2019 - 2020  
11/30/2019**



	Deposits (Cash Receipts)	Cash Disbursements	Book Balance
Book Balance as of: 11/1/2019			<u>\$205,571.90</u> (A)
<u>Activity During the Month</u>			
Journal Entries:			
Interest Income (Expense):	342.75		342.75 (B)
Deposits	258,046.25		258,046.25 (C)
Revenue Transfer		(270.00)	(270.00) (D)
Cash Disbursements			
A) Accounts Payable		(95,250.18)	(95,250.18) (E)
B) Payroll Account		(198,082.57)	(198,082.57) (F)
C) Transfer In / Out			-
	<u>\$258,389.00</u>	<u>(293,602.75)</u>	<u>\$170,358.15</u>
<u>Pinal County Bank Balance</u>			
Ending Bank Balance as of: 11/30/2019	Balance from YTD Column		\$ 265,391.80 (G)
Less: Outstanding Warrants	Check #		
	A/P	(52,441.87)	(52,441.87) (H)
	Payroll	(12,858.55)	(12,858.55) (I)
Less: Transfer in transit		(476.32)	(476.32) (J)
			\$ 199,615.06
	Cash Balance in Payroll Clearing Account		\$ - (K)
	Cash Balance in Electronic / ACH Clearing Account		\$ 1,914.24 (L)
	Cash Balance in LockBox		\$ 10,608.88 (L)
			<u>\$ 212,138.18</u>
Prepared by: <u>[Signature]</u> 12/2/19			Balance per B/S \$ 212,138.18 (M)
Reviewed by: <u>[Signature]</u> 12/3/19			Difference \$ -





Pinal County Treasurer

Monthly Statement

Date Range: 11/1/2019 to 11/30/2019

Account	Period	YTD		
<b>6116421002</b>	<b>Superstition FMD Ground Transport Fund</b>			
Begin Balance:	(A) 205,571.90	186,699.32		
Income:	258,119.00	1,219,961.24		
LOC Advance:	.00	.00		
Expense:	(198,299.10)	(1,141,268.76)	LOC:	.00
LOC Payments:	.00	.00	Warrants Outstanding:	(65,300.42)
Cash Balance:	(G) 265,391.80	265,391.80	End:	200,091.38

Monthly Statement Summary

Source Code	Description	MTDAmount	YTDAmount
<b>6116421002</b>	<b>Superstition FMD Ground Transport Fund</b>	<b>Beginning Balance:</b>	<b>205,571.90</b>
			<b>186,699.32</b>
21100.40	Wells Fargo Bank Investment Interest	.61	6.56
21100.41	Wells Fargo Repo Investment Interest	31.55	257.40
21100.43	Wells Fargo Trust Investment Interest	2.68	17.31
21100.46	Wells Fargo Investment Investment Interest	68.47	259.22
21100.55	Multi-Bank Securities Investment Interest	.00	158.68
21100.70	Vining Sparks Investment Interest	184.28	763.36
21100.80	Stifel Nicolaus & Company Investment Interest	55.16	204.90
73160.0	Deposits	258,046.25	1,211,628.48
73750.0	Revenue Transfer	(270.00)	6,665.33
90930.0	Warrants Redeemed	(95,250.18)	(577,561.98)
91220.0	Disbursed by County Treasurer	(103,048.92)	(563,706.78)
	<b>Ending Balance:</b>	<b>265,391.80</b>	<b>265,391.80</b>

Monthly Statement Detail

Date	Notes	Doc #	Amount	C/D
<b>6116421002 Superstition FMD Ground Transport Fund</b>			<b>Beginning Balance: 205,571.90</b>	
21100.40	Wells Fargo Bank Investment Interest		Source Code Total: .61	
11/01	Investment Interest	0	.61	C
21100.41	Wells Fargo Repo Investment Interest		Source Code Total: 31.55	
11/01	Investment Interest	0	31.55	C
21100.43	Wells Fargo Trust Investment Interest		Source Code Total: 2.68	
11/04	Investment Interest	0	2.61	C
11/20	Investment Interest	0	.07	C
21100.46	Wells Fargo Investment Investment Interest		Source Code Total: 68.47	
11/05	Investment Interest	0	12.86	C
11/06	Investment Interest	0	13.11	C
11/26	Investment Interest	0	3.71	C
11/27	Investment Interest	0	23.06	C
11/27	Investment Interest	0	15.73	C
21100.70	Vining Sparks Investment Interest		Source Code Total: 184.28	
11/06	Investment Interest	0	33.73	C
11/08	Investment Interest	0	13.36	C
11/19	Investment Interest	0	29.71	C
11/20	Investment Interest	0	31.76	C
11/25	Investment Interest	0	24.33	C
11/25	Investment Interest	0	4.26	C
11/25	Investment Interest	0	30.46	C
11/26	Investment Interest	0	16.67	C
21100.80	Stifel Nicolaus & Company Investment Interest		Source Code Total: 55.16	
11/13	Investment Interest	0	32.48	C
11/27	Investment Interest	0	22.68	C
73160.0	Deposits		Source Code Total: 258,046.25	



Pinal County Treasurer

Monthly Statement

Date Range: 11/1/2019 to 11/30/2019

11/20	150.10.42180.10 Prof Credit/inv 5604/ck 115403	0	1,266.25	C
11/21	WIRED MONEY TO GROUND TRANSPORT FUND	0	183,455.00	C
11/27	WIRED MONEY TO GROUND TRANSPORT FUND	0	73,325.00	C
73750.0 Revenue Transfer			Source Code Total: (270.00)	
11/21	941 Penalty Fee	0	(270.00)	C
90930.0 Warrants Redeemed			Source Code Total: (95,250.18)	
11/04	Paid Warrants	0	(3,737.44)	D
11/05	Paid Warrants	0	(1,099.26)	D
11/06	Paid Warrants	0	(19,883.62)	D
11/07	Paid Warrants	0	(2,051.12)	D
11/08	Paid Warrants	0	(14,014.63)	D
11/12	Paid Warrants	0	(11,415.16)	D
11/13	Paid Warrants	0	(3,529.86)	D
11/14	Paid Warrants	0	(3,679.39)	D
11/15	Paid Warrants	0	(1,004.38)	D
11/18	Paid Warrants	0	(152.37)	D
11/19	Paid Warrants	0	(506.69)	D
11/21	Paid Warrants	0	(12,289.02)	D
11/22	Paid Warrants	0	(191.77)	D
11/25	Paid Warrants	0	(60.41)	D
11/26	Paid Warrants	0	(16,675.56)	D
11/27	Paid Warrants	0	(4,959.50)	D
91220.0 Disbursed by County Treasurer			Source Code Total: (103,048.92)	
11/14	Ambulatory Emp Payroll Direct Deposit	0	(30,741.73)	D
11/14	District Federal & State P/R Taxes	0	(12,380.33)	D
11/14	District 457, union dues, pac	0	(7,845.04)	D
11/27	Ambulatory Emp Payroll Direct Deposit	0	(31,106.51)	D
11/27	District Federal and State P/R Taxes	0	(13,130.06)	D
11/27	District 457, union dues, pac	0	(7,845.25)	D

6116421002 Superstition FMD Ground Transport Fund **Ending Balance: 265,391.80**

**Warrant Detail**

Payee Name	Warrant	Amount	Issue Dt	Status Dt	Voucher
<b>6116421002 Superstition FMD Ground Transport Fund</b>					Account Total: 160,550.60
Fund: 1130					Fund Total: 120,593.14
Status: OUTS					Status Total: 52,441.87 <b>(H)</b>
PAMELA E VAN WINKLE	1130002771	97.57	02/13/19	02/13/19	
JACQUELYN CARRIGAN	1130002849	77.03	03/20/19	03/20/19	
SUZETTE PULVIRENTI	1130002912	5.00	04/10/19	04/10/19	
DANE VILLALOBOS	1130002923	83.79	04/10/19	04/10/19	
BRIGHT HEALTH COMPANY	1130003017	156.14	05/15/19	05/15/19	
MYRA L WOLFF	1130003233	103.61	08/07/19	08/07/19	
MAUREEN BELLMAN	1130003317	16.05	09/11/19	09/11/19	
STANDARD INSURANCE COMPANY	1130003327	794.24	09/11/19	09/11/19	
ARIZONA PHYSICIANS IPA INC	1130003405	7.88	10/16/19	10/16/19	
ARIZONA PHYSICIANS IPA INC	1130003407	101.49	10/16/19	10/16/19	
AA COOLING AND HEATING LLC	1130003467	601.67	11/20/19	11/21/19	
AFLAC	1130003469	525.96	11/20/19	11/21/19	
APACHE JUNCTION UNIFIED	1130003470	1,720.59	11/20/19	11/21/19	
WATER UTILITIES COMM FD DBA	1130003471	132.56	11/20/19	11/21/19	
BUD'S BULK ICE SERVICE, INC	1130003477	409.58	11/20/19	11/21/19	
CINDY ELBERT INSURANCE SERVICE	1130003479	5,847.02	11/20/19	11/21/19	
COOKSON DOOR SALES OF AZ, INC	1130003480	99.34	11/20/19	11/21/19	
DELTA DENTAL OF ARIZONA	1130003481	988.46	11/20/19	11/21/19	
KANSAS STATE BANK OF MANHATTAN	1130003485	79.20	11/20/19	11/21/19	
FRANK THOMPSON	1130003486	80.00	11/20/19	11/21/19	
ETHEL LEA REGELE	1130003487	115.69	11/20/19	11/21/19	
VERNA R MATLICK	1130003489	104.21	11/20/19	11/21/19	



Pinal County Treasurer

Monthly Statement

Date Range: 11/1/2019 to 11/30/2019

TRICARE FOR LIFE	1130003490	93.19	11/20/19	11/21/19
MERVIN E OSTERMANN	1130003492	92.13	11/20/19	11/21/19
CADWELL IRREVOCABLE TRUST III	1130003493	137.59	11/20/19	11/21/19
PHOENIX TECHNOLOGY SOLUTIONS	1130003495	33.00	11/20/19	11/21/19
RIGHT AWAY DISPOSAL, LLC	1130003497	100.82	11/20/19	11/21/19
SUPERIOR PRINTING INC DBA	1130003498	118.94	11/20/19	11/21/19
TIGER MECHANICAL SERVICES LLC	1130003500	275.00	11/20/19	11/21/19
UNITED HEALTHCARE INSURANCE CO	1130003502	13,223.90	11/20/19	11/21/19
WATER UTILITIES COMM FD DBA	1130003505	21.03	11/26/19	11/27/19
ARIZONA WATER COMPANY, INC.	1130003506	23.60	11/26/19	11/27/19
AT&T CORP	1130003507	409.32	11/26/19	11/27/19
BENCHMARK INSURANCE COMPANY	1130003508	5,793.26	11/26/19	11/27/19
CITY OF MESA	1130003509	16,388.84	11/26/19	11/27/19
MEDLINE INDUSTRIES, INC.	1130003510	621.43	11/26/19	11/27/19
STANDARD INSURANCE COMPANY	1130003511	768.37	11/26/19	11/27/19
TELEFLEX LLC	1130003512	1,221.10	11/26/19	11/27/19
MATLICK ENTERPRISES INC DBA	1130003513	973.27	11/26/19	11/27/19
Status: PAID				Status Total: 68,151.27
WADE E GRAFF	1130003316	75.85	09/11/19	11/06/19
APACHE JUNCTION UNIFIED	1130003392	2,360.05	10/16/19	11/08/19
MERCY CARE	1130003406	385.85	10/16/19	11/04/19
ARIZONA AMBULANCE ASSOC.	1130003415	780.00	10/23/19	11/27/19
PROPHET NETWORK INTEGRATION, INC	1130003430	469.69	10/23/19	11/08/19
TOSHIBA BUSINESS SOLUTIONS, INC	1130003432	60.41	10/23/19	11/25/19
WEST DIRECT OIL, LLC	1130003437	2,274.09	10/23/19	11/04/19
AMERIGAS PROPANE LP	1130003438	1,205.05	10/30/19	11/07/19
WATER UTILITIES COMM FD DBA	1130003439	33.88	10/30/19	11/08/19
ARIZONA WATER COMPANY, INC.	1130003440	95.37	10/30/19	11/08/19
AT&T CORP	1130003441	409.32	10/30/19	11/07/19
AZ DEPT OF HEALTH SERVICES	1130003442	250.00	10/30/19	11/27/19
BPCWS, PLLC	1130003443	349.25	10/30/19	11/07/19
CITY OF MESA	1130003444	11,055.64	10/30/19	11/08/19
GINCO PLUMBING LLC	1130003445	87.50	10/30/19	11/07/19
ADVANCED DATA PROCESSING, INC	1130003446	11,415.16	10/30/19	11/12/19
ARNOLD, KYLE, DBA	1130003447	1,077.50	10/30/19	11/04/19
STANDARD INSURANCE COMPANY	1130003448	764.65	10/30/19	11/06/19
MATLICK ENTERPRISES INC DBA	1130003449	5,048.78	10/30/19	11/06/19
WAXIE'S ENTERPRISES, INC	1130003450	607.48	10/30/19	11/06/19
AA COOLING AND HEATING LLC	1130003451	548.30	11/06/19	11/13/19
AMERIGAS PROPANE LP	1130003452	59.73	11/06/19	11/15/19
ARIZONAWATERCONDITIONING DBA	1130003453	145.91	11/06/19	11/13/19
ELLIOTT AUTO SUPPLY CO, INC.	1130003454	328.30	11/06/19	11/14/19
CSC ELECTRICAL CONTRACTOR, LLC	1130003455	310.68	11/06/19	11/14/19
ST HELEN AUTO & HARDWARE, INC.	1130003456	20.37	11/06/19	11/18/19
WEX BANK DBA	1130003457	611.26	11/06/19	11/15/19
MEDIACOM	1130003458	2,717.00	11/06/19	11/14/19
MEDIACOM	1130003459	161.72	11/06/19	11/14/19
CENTURYLINK	1130003460	1,166.82	11/06/19	11/13/19
SALT RIVER PROJECT	1130003461	1,668.83	11/06/19	11/13/19
SOUTHWEST GAS CORPORATION	1130003462	40.14	11/06/19	11/15/19
SUPERSTITION MOUNTAINS CFD #1	1130003463	128.70	11/06/19	11/14/19
SUPERSTITION SAFETY SERV, LLC	1130003464	32.99	11/06/19	11/14/19
UNIFIRST CORPORATION	1130003465	293.25	11/06/19	11/15/19
USA CARPET & UPHOLSTERY	1130003466	506.69	11/06/19	11/19/19
AETNA BEHAVIORAL HEALTH, LLC	1130003468	230.40	11/20/19	11/26/19
ARIZONA WATER COMPANY, INC.	1130003472	136.84	11/20/19	11/26/19
BANNER GOLDFIELD MEDICAL CEN	1130003473	309.60	11/20/19	11/26/19
BANNER GATEWAY MEDICAL CENTER	1130003474	2.80	11/20/19	11/26/19
BANNER BAYWOOD MEDICAL CENTER	1130003475	284.30	11/20/19	11/26/19
BOUND TREE MEDICAL LLC	1130003476	14,558.89	11/20/19	11/26/19
CHASE	1130003478	1,007.05	11/20/19	11/26/19
DELTA DENTAL INSURANCE COMPANY	1130003482	80.37	11/20/19	11/27/19

(N)



Pinal County Treasurer

Monthly Statement

Date Range: 11/1/2019 to 11/30/2019

BANNER DESERT MEDICAL CENTER	1130003483	62.80	11/20/19	11/26/19	
LIBERTY WATER COMPANY, INC.	1130003484	35.57	11/20/19	11/27/19	
DAVID J GAMBOA	1130003488	105.72	11/20/19	11/27/19	
HUMANA HEALTH CARE PLANS	1130003491	82.88	11/20/19	11/26/19	
PROSHRED SECURITY ARIZONA	1130003494	18.34	11/20/19	11/27/19	
CENTURYLINK	1130003496	93.59	11/20/19	11/27/19	
SUPERSTITION SAFETY SERV, LLC	1130003499	56.67	11/20/19	11/27/19	
MATLICK ENTERPRISES INC DBA	1130003501	2,885.46	11/20/19	11/27/19	
VERIZON WIRELESS SERVICES LLC	1130003503	496.25	11/20/19	11/27/19	
VISION SERVICE PLAN	1130003504	157.53	11/20/19	11/27/19	
Fund: 1131					Fund Total: 39,957.46
Status: OUTS					Status Total: 12,858.55 (I)
JAMES R. VAUGHN, PC TRUST ACCOUNT	1131000483	260.91	11/29/19	11/27/19	
ARIZONA STATE RETIREMENT SYSTEM	1131000484	12,472.64	11/29/19	11/27/19	
AZ FF RETIREE HEALTH TRUST FUND	1131000485	125.00	11/29/19	11/27/19	
Status: PAID					Status Total: 27,098.91
CHARITY RELIEF FUND EV FIREFIGHTER	1131000462	108.00	09/20/19	11/18/19	
CHARITIES FUND EV FIREFIGHTER	1131000463	24.00	09/20/19	11/18/19	
SEDONA M AULICK	1131000475	1,099.26	11/01/19	11/05/19	
JAMES R. VAUGHN, PC TRUST ACCOUNT	1131000476	321.64	11/01/19	11/06/19	
ARIZONA STATE RETIREMENT SYSTEM	1131000477	12,940.22	11/01/19	11/06/19	
AZ FF RETIREE HEALTH TRUST FUND	1131000478	125.00	11/01/19	11/06/19	
JAMES R. VAUGHN, PC TRUST ACCOUNT	1131000479	191.77	11/15/19	11/22/19	
ARIZONA STATE RETIREMENT SYSTEM	1131000480	12,164.02	11/15/19	11/21/19	
AZ FF RETIREE HEALTH TRUST FUND	1131000481	125.00	11/15/19	11/21/19	
	Count	Amount			
Total OUTS:	42	65,300.42			
Total PAID:	63	95,250.18			



**Superstition Fire & Medical District**

AR Payment Register (Detail)

Bank ID: Equal To M

Check No. / Payment ID	Payee Name / Customer Name	Invoice No. / Account Number	Amount Paid
<b>BANK: M - GROUND TRANSPORT FUND CHECKING</b>			
<b>DEPOSIT: 2,693</b>	<b>DATE: 11/20/19</b>		
115403	Prof Credit/inv 5604/ck 115403	Check	\$1,266.25
	Professional Credit (PROCRE)	Invoice : 005604	\$1,266.25
		<b>CHECK # 115403 TOTAL:</b>	<u>\$1,266.25</u>
		<b>DEPOSIT 2,693 TOTAL:</b>	<u>\$1,266.25</u>
		<b>TOTAL FOR BANK ID: M</b>	<u><u>\$1,266.25</u></u>
		<b>GRAND TOTAL OF ALL CHECKS:</b>	\$1,266.25
		<b>GRAND TOTAL OF ALL CREDIT CARDS:</b>	\$0.00
		<b>GRAND TOTAL OF ALL CASH:</b>	\$0.00
		<b>GRAND TOTAL OF ALL EFT:</b>	\$0.00
		<b>GRAND TOTAL OF ALL PAYMENTS:</b>	<u>\$1,266.25</u>
		<b>GRAND TOTAL OF ALL ADJUSTMENTS:</b>	\$0.00
		<b>COMBINED TOTAL:</b>	<u><u>\$1,266.25</u></u>

C-1



# Pinal County Treasurer Pending Treasurer Receipt

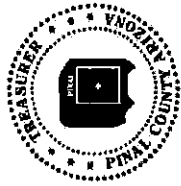
Control No. 340496

Treasurer's Office Use
Receipt No.: _____
Posted By: _____

Receipt Date: 11/21/2019    Cash: \$0.00    Submitted By: JenniferBurke1  
 Total Amount: \$183,455.00    Check: \$0.00    Department: Superstition Fire & Medical District  
    Wire/Direct Deposit: \$183,455.00  
    Credit Card: \$0.00

GL	Source	Cost	Object	Subsid	Subled	Type	Notes	Amount
6116421002	73160.0						WIRED MONEY TO GROUND TRANSPORT FUND	\$183,455.00

*cd*



# Pinal County Treasurer Pending Treasurer Receipt

Control No. 340706


Treasurer's Office Use
Receipt No.: _____
Posted By: _____

Receipt Date: 11/27/2019      Cash: \$0.00      Submitted By: JenniferBurke1  
 Total Amount: \$73,325.00      Check: \$0.00      Department: Superstition Fire & Medical District  
    Wire/Direct Deposit: \$73,325.00  
    Credit Card: \$0.00

GL	Source	Cost	Object	Subsid	Subled	Type	Notes	Amount
6116421002	73160.0						WIRED MONEY TO GROUND TRANSPORT FUND	\$73,325.00

c3





Roger Wood Superstition Fire & Medical District Home Contact Us Help Logout

- Inquiry ▲
- GL Accounts
- GL Transactions
- Warrant Search
- Treasurer Receipts
- Warrant Maintenance ▲
- Warrant Accounts
- Add New Warrant
- Bulk Upload Warrants
- Fund Transfers ▲
- Fund Transfer
- Bulk Upload Transfers
- Treasurer Receipts ▲
- Add New Receipt
- Upload Receipt File
- Reports ▲
- Monthly Statement
- Tax Distribution
- Top 50 Tax Payers
- Authority Assessments
- Authority Tax Payments
- Warrants Over 1 Year
- School Summary
- LOC Advances Summary
- Tax Adjustments by Auth
- Profile ▲
- My Profile

**New Fund Transfer**

**Add New Fund Amount**

Revenue/Expense:  To/From:  GL Account:

Amount:  Notes:

**Fund Amount Added!**

	GL Account	Source	Source Desc	Notes	Amount
✖	6116421002	73750.0	Revenue Transfer	941 Penalty Fee	(\$270.00) <span style="border: 1px solid black; border-radius: 50%; padding: 2px;">D</span>
✖	6116421001	73750.0	Revenue Transfer	941 Penalty Fee	\$270.00

Using a modern browser ensures the best user experience on this website.  
 You can check your browser is up to date by clicking [Browser Compatability Check](#).

**Superstition Fire & Medical District**  
GL Account Ledger - Detail By Period  
11/1/2019 through 11/30/2019

Batch	Journal	Entry #	Date	Job	Document	Description	Debits	Credits	Balance
150-10-10150-10						<b>PAYROLL ACCOUNT (TRANSPORT)</b>			<b>(\$505,257.56)</b>
17178	PR	764652	11/01/19		475 - 3631	Payroll All Freq 10/27/2019	-	53,903.44	(559,161.00)
17181	Z	764698	11/01/19		JE1103	Paydate 11.01.19 Rcls	-	13,763.26	(572,924.26)
17181	Z	764702	11/01/19		JE1103	Paydate 11.01.19 Rcls	-	1,757.61	(574,681.87)
17196	Z	765263	11/10/19		JE1106	Recls expense for IRS penalty	-	270.00	(574,951.87)
17194	PR	765236	11/15/19		479 - 3676	Payroll All Freq 11/10/2019	-	49,309.95	(624,261.82)
17199	Z	765281	11/15/19		JE1107	Paydate 11.15.19 Rcls	-	12,380.33	(636,642.15)
17199	Z	765285	11/15/19		JE1107	Paydate 11.15.19 Rcls	-	1,757.61	(638,399.76)
17210	PR	765541	11/29/19		483 - 3721	Payroll All Freq 11/24/2019	-	50,052.70	(688,452.46)
17213	Z	765573	11/29/19		JE1113	Paydate 11.29.19 Rcls	-	13,130.06	(701,582.52)
17213	Z	765577	11/29/19		JE1113	Paydate 11.29.19 Rcls	-	1,757.61	(703,340.13)
<b>PAYROLL ACCOUNT (TRANSPORT) TOTALS:</b>							<b>\$0.00</b>	<b>\$198,082.57</b>	<b>(\$703,340.13)</b>
<b>TOTAL OF LEDGER:</b>							<b>\$0.00</b>	<b>\$198,082.57</b>	<b>(\$703,340.13)</b>

(F)

- Inquiry ▲
- GL Accounts
- GL Transactions
- Warrant Search
- Treasurer Receipts
- Warrant Maintenance ▲
- Warrant Accounts
- Add New Warrant
- Bulk Upload Warrants
- Fund Transfers ▲
- Fund Transfer
- Bulk Upload Transfers
- Treasurer Receipts ▲
- Add New Receipt
- Upload Receipt File
- Reports ▲
- Monthly Statement
- Tax Distribution
- Top 50 Tax Payers
- Authority Assessments
- Authority Tax Payments
- Warrants Over 1 Year
- School Summary
- LOC Advances Summary
- Tax Adjustments by Auth
- Profile ▲
- My Profile

**New Fund Transfer**

**Add New Fund Amount**

Revenue/Expense:  To/From:  GL Account:

Amount:  Notes:

Fund Amount Added!

	GL Account	Source	Source Desc	Notes	Amount
✘	6116421002	73750.0	Revenue Transfer	Labor Relations Expense Correction	(\$476.32)
✘	6116421001	73750.0	Revenue Transfer	Labor Relations Expense Correction	\$476.32

*Jenny*  
 This will create the need  
 for a transfer in transit in  
 the 100 & 150 Bank recs.  
*Regis*

Using a modern browser ensures the best user experience on this website.  
 You can check your browser is up to date by clicking [Browser Compatibility Check](#).

# Commercial Checking Acct Public Funds

Account number: **4942920083** ■ November 1, 2019 - November 30, 2019 ■ Page 1 of 5



SUPERSTITION FIRE & MEDICAL DISTRICT  
GROUND TRANSPORTATION  
565 N IDAHO RD  
APACHE JUNCTION AZ 85119-4014

## Questions?


Call your Customer Service Officer or Client Services  
**1-800-AT WELLS** (1-800-289-3557)  
5:00 AM TO 6:00 PM Pacific Time Monday - Friday

Online: [wellsfargo.com](http://wellsfargo.com)

Write: Wells Fargo Bank, N.A. (182)  
PO Box 63020  
San Francisco, CA 94163

## Account summary

### Commercial Checking Acct Public Funds

Account number	Beginning balance	Total credits	Total debits	Ending balance 
4942920083	\$3.86	\$260,155.92	-\$258,245.54	\$1,914.24

## Credits

### Electronic deposits/bank credits

Effective date	Posted date	Amount	Transaction detail
	11/01	75.00	Merchant Service Merch Dep 191031 8029396648 Superstition Fire and
	11/01	1,150.26	Aetna AS01 Hcclaimpmt 1184003220 TRN*1*819302000350748*1066033492\
	11/01	200.00	Pnp Billpayment 102919Sett 191101 6500 Apache Junction Fire D
	11/04	1,924.23	Merchant Service Merch Dep 191101 8029396648 Superstition Fire and
	11/04	80.00	Merchant Service Merch Dep 191102 8029396648 Superstition Fire and
	11/04	1,472.33	Bcbs of Arizona Hcclaimpmt 191031 1184003220 TRN*1*416662053*1860004538\
	11/04	1,133.94	Mercy Care Plan Hcclaimpmt 191101 00145658 TRN*1*5343573*1860527381*Altcs General\
	11/04	508.23	Optum Lifeprint Hcclaimpmt 091000011417692 TRN*1*1417692*1272337487~
	11/04	504.81	Noridian Azutmt Hcclaimpmt 191101 1184003220 TRN*1*891860709*1450173185~
	11/04	340.00	Pnp Billpayment 103019Sett 191104 6500 Apache Junction Fire D
	11/05	1,576.55	Bcbs of Arizona Hcclaimpmt 191101 1184003220 TRN*1*417401255*1860004538\
	11/05	219.78	Aetna H09 Hcclaimpmt 1184003220 TRN*1*161031190344008*1066033492\
	11/05	141.91	Colonial Penn Li Hcclaimpmt 041001031693009 TRN*1*1693009*1231628836~
	11/06	7,907.17	Noridian Azutmt Hcclaimpmt 191104 1184003220 TRN*1*891869648*1450173185~
	11/06	2,247.40	Mercy Care Plan Hcclaimpmt 191105 00145658 TRN*1*5345543*1860527381*Ahcccs Acute\

**Electronic deposits/bank credits (continued)**

Effective date	Posted date	Amount	Transaction detail
	11/06	1,501.62	Bcbs of Arizona Hcclaimpmt 191104 1184003220 TRN*1*417553891*1860004538\
	11/06	501.04	Humana Ins CO Hcclaimpmt 191106 362703 TRN*1*001290046936909*1391263473\
	11/06	401.43	Palmetto Gba Hcclaimpmt 191101 1184003220 TRN*1*806768236*1571062326~
	11/06	376.14	Hhp Texas Hcclaimpmt 191106 362703 TRN*1*011840012591027*1610994632\
	11/06	220.63	Hhp Texas Hcclaimpmt 191106 362703 TRN*1*011840012590826*1610994632\
	11/06	186.59	Humana Ins CO Hcclaimpmt 191106 362703 TRN*1*001290046919098*1391263473\
	11/06	105.42	Bcbs of Arizona Hcclaimpmt 191104 1184003220 TRN*1*417557875*1860004538\
	11/06	65.00	Pnp Billpayment 110119Sett 191106 6500 Apache Junction Fire D
	11/07	126.47	Merchant Service Merch Dep 191106 8029396648 Superstition Fire and
	11/07	226.81	Optum Lifepoint Hcclaimpmt 091000012359085 TRN*1*2359085*1272337487~
	11/08	1,544.91	36 Treas 310 Misc Pay 110819 xxxxx0012 46\GE*1*44435846\lea*1*044435812\
	11/08	1,417.72	Aetna AS01 Hcclaimpmt 1184003220 TRN*1*819309000473271*1066033492\
	11/08	459.12	Humana Ins CO Efpayment 191108 362703 TRN*1*001290046953744*1391263473\
	11/08	424.77	Aetna H09 Hcclaimpmt 1184003220 TRN*1*161105190495187*1066033492\
	11/12	3,094.00	Merchant Service Merch Dep 191108 8029396648 Superstition Fire and
	11/12	3,076.02	Bcbs of Arizona Hcclaimpmt 191107 1184003220 TRN*1*417708500*1860004538\
	11/12	1,834.93	Noridian Azutmt Hcclaimpmt 191107 1184003220 TRN*1*891884404*1450173185~
	11/12	192.32	Bcbs of Arizona Hcclaimpmt 191107 1184003220 TRN*1*417703512*1860004538\
	11/13	2,605.02	Bcbs of Arizona Hcclaimpmt 191111 1184003220 TRN*1*417902757*1860004538\
	11/13	1,038.61	Mercy Care Plan Hcclaimpmt 191112 00145658 TRN*1*5351513*1860527381*Ahcccs Acute\
	11/13	959.87	Noridian Azutmt Hcclaimpmt 191108 1184003220 TRN*1*891888468*1450173185~
	11/13	371.84	Palmetto Gba Hcclaimpmt 191108 1184003220 TRN*1*806828929*1571062326~
	11/13	275.00	36 Treas 310 Misc Pay 111319 xxxxx0012 087623608\GE*1*44527808\lea*1*044527774\
	11/13	227.55	Optum Lifepoint Hcclaimpmt 091000014599834 TRN*1*4599834*1272337487~
	11/13	176.23	Hhp Texas Hcclaimpmt 191113 362703 TRN*1*011840012594116*1610994632\
	11/14	53.68	Merchant Service Merch Dep 191113 8029396648 Superstition Fire and

**Electronic deposits/bank credits** (continued)

Effective date	Posted date	Amount	Transaction detail
	11/14	4,401.40	Noridian Azutmt Hcclaimpmt 191112 1184003220 TRN*1*891892368*1450173185~
	11/14	1,763.68	Aetna H09 Hcclaimpmt 1184003220 TRN*1*161111190269898*1066033492\
	11/14	607.12	Hhp Texas Hcclaimpmt 191114 362703 TRN*1*011840012596349*1610994632\
	11/14	219.15	Hhp Texas Hcclaimpmt 191114 362703 TRN*1*011840012596709*1610994632\
	11/14	212.39	Aetna H09 Hcclaimpmt 1184003220 TRN*1*161108190409033*1066033492\
	11/14	196.95	Humana Ins CO Efpayment 191114 362703 TRN*1*001290047094908*1391263473\
	11/15	1,715.11	Merchant Service Merch Dep 191114 8029396648 Superstition Fire and
	11/15	1,774.13	Aetna AS01 Hcclaimpmt 1184003220 TRN*1*819316000272241*1066033492\
	11/15	1,432.13	Bcbs of Arizona Hcclaimpmt 191113 1184003220 TRN*1*418000729*1860004538\
	11/15	389.01	Noridian Azutmt Hcclaimpmt 191113 1184003220 TRN*1*891896986*1450173185~
	11/15	89.57	Bcbs of Arizona Hcclaimpmt 191113 1184003220 TRN*1*418004843*1860004538\
	11/18	25.00	Merchant Service Merch Dep 191116 8029396648 Superstition Fire and
	11/18	664.59	Ahcccs Programma Hcclaimpmt 191114 201911141089415 TRN*1*201911141089415*1866004791*Ffsv
	11/19	25.00	Merchant Service Merch Dep 191117 8029396648 Superstition Fire and
	11/19	12,769.52	Noridian Azutmt Hcclaimpmt 191116 1184003220 TRN*1*891905963*1450173185~
	11/19	320.00	Pnp Billpayment 111419SD 191119 6500 Apache Junction Fire D
	11/19	218.40	Humana Cha Disb Hcclaimpmt 191119 362703 TRN*1*014840100861192*1611013183\
	11/19	189.55	Hhp Texas Hcclaimpmt 191119 362703 TRN*1*011840012600088*1610994632\
	11/19	176.23	Humana Ins CO Hcclaimpmt 191119 362703 TRN*1*001290047129035*1391263473\
	11/19	102.85	Bcbs of Arizona Hcclaimpmt 191115 1184003220 TRN*1*418103301*1860004538\
	11/20	277.85	Merchant Service Merch Dep 191119 8029396648 Superstition Fire and
	11/20	3,354.49	Mercy Care Plan Hcclaimpmt 191119 00145658 TRN*1*5357363*1860527381*Ahcccs Acute\
	11/20	2,548.63	Bcbs of Arizona Hcclaimpmt 191118 1184003220 TRN*1*418260224*1860004538\
	11/20	1,078.03	Bcbs of Arizona Hcclaimpmt 191118 1184003220 TRN*1*418254378*1860004538\
	11/20	329.63	Mercy Care Plan Hcclaimpmt 191119 00145658 TRN*1*5360119*1860527381*Mercy Care Advantage - S
	11/21	108,495.00	WT Seq106695 Superstition Fire & Med /Org=Superstition Fire & Medical Distri Sr# Gb00000029310729 Trn#191121106695 Rfb# 388
	11/21	165.48	Merchant Service Merch Dep 191120 8029396648 Superstition Fire and
	11/21	234.58	Aetna H09 Hcclaimpmt 1184003220 TRN*1*161118190416702*1066033492\

**Electronic deposits/bank credits (continued)**

Effective date	Posted date	Amount	Transaction detail
	11/22	10.00	Merchant Service Merch Dep 191121 8029396648 Superstition Fire and
	11/22	1,717.62	Aetna H09 Hcclaimpmt 1184003220 TRN*1*161119190329014*1066033492\
	11/22	1,533.68	Aetna AS01 Hcclaimpmt 1184003220 TRN*1*819323000309399*1066033492\
	11/22	844.16	Ahcccs Programma Hcclaimpmt 191120 201911201095356 TRN*1*201911201095356*1866004791*Ffsv
	11/22	447.16	Hhp Texas Hcclaimpmt 191122 362703 TRN*1*011840012602313*1610994632\
	11/22	211.29	Bcbs of Arizona Hcclaimpmt 191120 1184003220 TRN*1*418353471*1860004538\
	11/22	171.79	Humana Ins CO Efpayment 191122 362703 TRN*1*001290047207442*1391263473\
	11/22	103.91	Bcbs of Arizona Hcclaimpmt 191120 1184003220 TRN*1*418351594*1860004538\
	11/25	25.00	Merchant Service Merch Dep 191122 8029396648 Superstition Fire and
	11/25	10.00	Merchant Service Merch Dep 191123 8029396648 Superstition Fire and
	11/25	1,597.80	Bcbs of Arizona Hcclaimpmt 191121 1184003220 TRN*1*418403990*1860004538\
	11/25	693.78	Noridian Azutmt Hcclaimpmt 191121 1184003220 TRN*1*891923139*1450173185~
	11/25	624.49	Hhp Texas Hcclaimpmt 191125 362703 TRN*1*011840012603239*1610994632\
	11/25	499.57	Humana Cha Disb Hcclaimpmt 191125 362703 TRN*1*014840100875930*1611013183\
	11/25	297.10	Optum Lifepoint Hcclaimpmt 091000016149509 TRN*1*6149509*1272337487~
	11/26	3,731.75	Merchant Service Merch Dep 191125 8029396648 Superstition Fire and
	11/26	1,417.65	Bcbs of Arizona Hcclaimpmt 191125 1184003220 TRN*1*418609437*1860004538\
	11/26	1,016.28	Hhp Texas Hcclaimpmt 191126 362703 TRN*1*011840012605919*1610994632\
	11/26	502.53	Bcbs of Arizona Hcclaimpmt 191125 1184003220 TRN*1*418603618*1860004538\
	11/26	260.65	Optum Lifepoint Hcclaimpmt 091000016436861 TRN*1*6436861*1272337487~
	11/26	200.00	Pnp Billpayment 112119Sett 191126 6500 Apache Junction Fire D
	11/27	32,145.00	WT Seq112839 Superstition Fire & Med /Org=Superstition Fire & Medical Distri Srf# Gb00000029471504 Trn#191127112839 Rfb# 392
	11/27	938.48	Merchant Service Merch Dep 191126 8029396648 Superstition Fire and
	11/27	12,725.10	Noridian Azutmt Hcclaimpmt 191125 1184003220 TRN*1*891931880*1450173185~
	11/27	10,375.47	Mercy Care Plan Hcclaimpmt 191126 00145658 TRN*1*5363265*1860527381*Ahcccs Acute\
	11/27	1,426.39	Aetna AS01 Hcclaimpmt 1184003220 TRN*1*819326000632480*1066033492\
	11/29	54.25	Merchant Service Merch Dep 191127 8029396648 Superstition Fire and



**Electronic deposits/bank credits** (continued)

Effective date	Posted date	Amount	Transaction detail
	11/29	1,533.68	Bcbs of Arizona Hcclaimpmt 191127 1184003220 TRN*1*418708392*1860004538\
	11/29	321.52	Optum Lifeprint Hcclaimpmt 091000016822218 TRN*1*6822218*1272337487~
		<b>\$260,155.92</b>	<b>Total electronic deposits/bank credits</b>
		<b>\$260,155.92</b>	<b>Total credits</b>

**Debits**

**Electronic debits/bank debits**

Effective date	Posted date	Amount	Transaction detail
	11/04	340.54	Merchant Service Merch Fee 191031 8029396648 Superstition Fire and
	11/21	183,455.00	WT Seq123411 Pinal County /Bnf=Pinal County Master Sr## Gw00000029314172 Trn#191121123411 Rfb# 391
	11/21	925.00	WT Seq106699 Pinal County /Bnf=Pinal County Master Sr## Gw00000029310592 Trn#191121106699 Rfb# 389
	11/27	73,325.00	WT Seq112882 Pinal County /Bnf=Pinal County Master Sr## Gw00000029471373 Trn#191127112882 Rfb# 394
	11/27	200.00	WT Seq112853 Pinal County /Bnf=Pinal County Master Sr## Gw00000029471838 Trn#191127112853 Rfb# 393
		<b>\$258,245.54</b>	<b>Total electronic debits/bank debits</b>
		<b>\$258,245.54</b>	<b>Total debits</b>

**Daily ledger balance summary**

Date	Balance	Date	Balance	Date	Balance
10/31	3.86	11/12	34,899.87	11/21	3.14
11/01	1,429.12	11/13	40,553.99	11/22	5,042.75
11/04	7,052.12	11/14	48,008.36	11/25	8,790.49
11/05	8,990.36	11/15	53,408.31	11/26	15,919.35
11/06	22,502.80	11/18	54,097.90	11/27	4.79
11/07	22,856.08	11/19	67,899.45	11/29	1,914.24
11/08	26,702.60	11/20	75,488.08		
<b>Average daily ledger balance</b>		<b>\$23,245.03</b>			



# Commercial Checking Acct Public Funds

Account number: 4797829967 ■ November 1, 2019 - November 30, 2019 ■ Page 1 of 2



SUPERSTITION FIRE & MEDICAL DISTRICT  
 TRANSPORT LOCKBOX ACCOUNT  
 565 N IDAHO RD  
 APACHE JUNCTION AZ 85119-4014

## Questions?

Call your Customer Service Officer or Client Services  
**1-800-AT WELLS** (1-800-289-3557)  
 5:00 AM TO 6:00 PM Pacific Time Monday - Friday

Online: [wellsfargo.com](http://wellsfargo.com)

Write: Wells Fargo Bank, N.A. (182)  
 PO Box 63020  
 San Francisco, CA 94163

## Account summary

### Commercial Checking Acct Public Funds

Account number	Beginning balance	Total credits	Total debits	Ending balance
4797829967	\$695.79	\$150,553.09	-\$140,640.00	\$10,608.88

## Credits

### Deposits

Effective date	Posted date	Amount	Transaction detail
11/01		1,373.94	Wholesale Lockbox Deposit Los Angeles Box 845500 Deposit 1
11/04		35,389.46	Wholesale Lockbox Deposit Los Angeles Box 845500 Deposit 1
11/05		16,477.38	Wholesale Lockbox Deposit Los Angeles Box 845500 Deposit 1
11/07		680.00	Wholesale Lockbox Deposit Los Angeles Box 845500 Deposit 1
11/08		2,112.65	Wholesale Lockbox Deposit Los Angeles Box 845500 Deposit 1
11/12		11,718.93	Wholesale Lockbox Deposit Los Angeles Box 845500 Deposit 1
11/13		3,962.16	Wholesale Lockbox Deposit Los Angeles Box 845500 Deposit 1
11/15		8,220.79	Wholesale Lockbox Deposit Los Angeles Box 845500 Deposit 1
11/18		18,699.49	Wholesale Lockbox Deposit Los Angeles Box 845500 Deposit 1
11/19		8,560.94	Wholesale Lockbox Deposit Los Angeles Box 845500 Deposit 1
11/20		952.88	Wholesale Lockbox Deposit Los Angeles Box 845500 Deposit 1
11/21		5,858.04	Wholesale Lockbox Deposit Los Angeles Box 845500 Deposit 1
11/22		5,518.01	Wholesale Lockbox Deposit Los Angeles Box 845500 Deposit 1
11/25		20,067.31	Wholesale Lockbox Deposit Los Angeles Box 845500 Deposit 1
11/26		8,395.28	Wholesale Lockbox Deposit Los Angeles Box 845500 Deposit 1
11/27		1,878.81	Wholesale Lockbox Deposit Los Angeles Box 845500 Deposit 1
11/29		687.02	Wholesale Lockbox Deposit Los Angeles Box 845500 Deposit 1
		<b>\$150,553.09</b>	<b>Total deposits</b>
		<b>\$150,553.09</b>	<b>Total credits</b>



**Debits**

**Electronic debits/bank debits**

<i>Effective date</i>	<i>Posted date</i>	<i>Amount</i>	<i>Transaction detail</i>
	11/21	108,495.00	WT Seq106695 Superstition Fire & Med /Bnf=Superstition Fire & Medical Distri Sr# Gb00000029310729 Trn#191121106695 Rfb# 388
	11/27	32,145.00	WT Seq112839 Superstition Fire & Med /Bnf=Superstition Fire & Medical Distri Sr# Gb00000029471504 Trn#191127112839 Rfb# 392
		<b>\$140,640.00</b>	<b>Total electronic debits/bank debits</b>
		<b>\$140,640.00</b>	<b>Total debits</b>

**Daily ledger balance summary**

<i>Date</i>	<i>Balance</i>	<i>Date</i>	<i>Balance</i>	<i>Date</i>	<i>Balance</i>
10/31	695.79	11/12	68,448.15	11/21	6,207.45
11/01	2,069.73	11/13	72,410.31	11/22	11,725.46
11/04	37,459.19	11/15	80,631.10	11/25	31,792.77
11/05	53,936.57	11/18	99,330.59	11/26	40,188.05
11/07	54,616.57	11/19	107,891.53	11/27	9,921.86
11/08	56,729.22	11/20	108,844.41	11/29	10,608.88
<b>Average daily ledger balance</b>		<b>\$45,290.99</b>			

**Superstition Fire & Medical District**

**Balance Sheet**

As of 11/30/2019

FUND: (150) Not Defined

**Assets**

**Current Assets**

Fund Cash (Transport)	\$915,478.31	
Payroll Account (Transport)	(703,340.13)	
Total Current Assets		\$212,138.18 (M)
<b>Total Assets</b>		<b>\$212,138.18</b>

**Liabilities and Equity**

**Current Liabilities**

Sales Tax Payable	\$13.54	
Voluntary Long Term Disability Ins	(356.85)	
Voluntary Supplemental Life Insurance	(203.68)	
Due To Other Funds	2,629,596.14	
Total Current Liabilities		\$2,629,049.15
<b>Total Liabilities</b>		<b>\$2,629,049.15</b>

**Equity**

Fund Balance - Transport Fund	\$(2,427,130.75)	
Current Year Profit/Loss	10,219.78	
Total Equity		(2,416,910.97)
<b>Total Liabilities and Equity</b>		<b>\$212,138.18</b>

December 2019						
S	M	T	W	T	F	S
1	2	3	4	5	6	7
8	9	10	11	12	13	14
15	16	17	18	19	20	21
22	23	24	25	26	27	28
29	30	31	1	2	3	4
5	6	7	8	9	10	11

New Balance  
**\$10,170.94**  
Minimum Payment Due  
**\$101.00**  
Payment Due Date  
**12/04/19**

**Late Payment Warning:** If we do not receive your minimum payment by the due date, you may have to pay up to a \$39 late fee.  
**Minimum Payment Warning:** Enroll in Auto-Pay and avoid missing a payment. To enroll, call the number on the back of your card or go to the web site listed above.

**ACCOUNT SUMMARY**

150F (N)  
\$1,007.05


VENDOR # Chason  
ACCOUNT # \_\_\_\_\_  
APPROVAL \_\_\_\_\_  
DATE PAID 11/21/19  
WARRANT # \_\_\_\_\_  
3478

0000001 FIS33339 C 1

Y 9 10 18/11/10

Page 1 of 3

06630 MADA 26368 31410000010002636801



P.O. BOX 15123  
WILMINGTON, DE 19850-5123  
For Undeliverable Mail Only

Get updates on the go  
Log on to [chase.com/alerts](https://www.chase.com/alerts)

42463152523264810001010001017094000000008

Payment Due Date	12/04/19
Next Statement	12/18/19
Minimum Payment	\$101.00

26368 BEX 9 31419 C  
ROGER WOOD  
SUPERSTITION FIRE  
565 N IDAHO RD  
APACHE JUNCTION AZ 85119-4014

\$ \_\_\_\_\_ Amount Enclosed  
Make/Mail to Chase Card Services at the address below:

CARDMEMBER SERVICE  
PO BOX 6294  
CAROL STREAM IL 60197-6294

500016028 15952523264815



# ACCOUNT ACTIVITY

Date of Transaction	Merchant Name or Transaction Description	\$ Amount
10/26	Payment ThankYou Image Check	-3,205.70
10/26	Payment ThankYou Image Check	-1,022.18
10/26	Payment ThankYou Image Check	-18,330.57
10/17	OFFICEMAX/DEPOT 6678 APACHE JUNCTI AZ	269.69
11/05	PNP AZ DOR TAXFEE info@pointand MI	14.96
11/05	AZ DEPT OF REVENUE TMACCONNEL@AZ	636.40
	ROGER WOOD TRANSACTIONS THIS CYCLE (CARD 6481) \$21637.40- INCLUDING PAYMENTS RECEIVED	
10/11	GOLD CANYON GOLF RESORT 4809829090 AZ	1,351.32
10/24	GOLD CANYON GOLF RESORT 4809829090 AZ	300.33
	MIKE FARBER TRANSACTIONS THIS CYCLE (CARD 6523) \$1651.65	
10/30	RIDENOW POWERSPORTS- A APACHE JUNCTI AZ	47.78
11/05	EB BLUEPAZ FIRST RESP 801-413-7200 CA	450.00
	JEFF CRANMER TRANSACTIONS THIS CYCLE (CARD 6549) \$497.78	
10/16	OFFICEMAX/DEPOT 6678 APACHE JUNCTI AZ	156.90
10/19	STAPLS7301304758000001 877-8267755 NJ	80.57
10/22	CHEVRON 0210571 APACHE JUNCTI AZ	18.40
10/22	FIREHOUSE SUBS #838 MESA AZ	162.20
10/23	ROSATI'S PIZZA - GOLD C GOLD CANYON AZ	205.74
10/25	MOTEL 6 PAYSON AZ	91.77
10/31	WILSONAMPLIFIERS.COM 800-568-2723 TX	449.99
10/31	ELEARNING AMERICAN HEART 888-242-8883 TX	340.00
11/01	AMZN Mktp US*002922E33 Amzn.com/bill WA	48.84
11/04	FIRE PROTECTION PUB 405-744-5882 OK	945.00
	KELLY BARTZ TRANSACTIONS THIS CYCLE (CARD 6598) \$2499.41	
10/27	Dropbox*VSMK456Q8QG 888-4468386 CA	129.47
	DANIEL MCKINNEY TRANSACTIONS THIS CYCLE (CARD 6614) \$129.47	
11/05	RIDENOW POWERSPORTS- A APACHE JUNCTI AZ	47.78
	BRETT BROMAN TRANSACTIONS THIS CYCLE (CARD 6630) \$47.78	
10/17	DNH*GODADDY.COM 480-5058855 AZ	133.48
10/18	DNH*GODADDY.COM 480-5058855 AZ	43.34
10/21	FRY'S 0665 APACHE JUNCTI AZ	67.86
10/22	DNH*GODADDY.COM 480-5058855 AZ	79.99
10/23	FRY'S 0665 APACHE JUNCTI AZ	46.11
	ANNA BUTEL TRANSACTIONS THIS CYCLE (CARD 6655) \$370.78	
10/29	RIDENOW POWERSPORTS- A APACHE JUNCTI AZ	95.69
	BRIAN WHITE TRANSACTIONS THIS CYCLE (CARD 6671) \$95.69	
10/15	FEDEX 493405547 MEMPHIS TN	18.84
10/17	WWW COSTCO COM 800-955-2292 WA	719.98
10/21	PAYPAL *EBAY EBAY INC 402-935-7733 CA	27.94
10/21	PAYPAL *EBAY BJON427 402-935-7733 CA	531.95
10/30	SUMMIT SIGN AND SAFETY 8007884035 FL	500.61
11/02	AMZN Mktp US*HJ6IA38Z3 Amzn.com/bill WA	20.28
11/03	AMZN Mktp US*V199G7CG3 Amzn.com/bill WA	27.38
11/05	FEDEX 495482400 MEMPHIS TN	11.10
	VAUGHN CROSHAW TRANSACTIONS THIS CYCLE (CARD 0687) \$1858.08	
11/07	FIRESMARTPROMOS.COM 7175322131 PA	-8.26
10/12	WAL-MART #1381 APACHE JUNCTI AZ	33.01
10/22	WAL-MART #3833 MESA AZ	144.08
10/30	WAL-MART #1381 APACHE JUNCTI AZ	20.01
10/30	FIRESMARTPROMOS.COM 717-532-2131 PA	565.54
10/31	ONE BEAT CPR LEARNING DAVIE FL	1,345.00
	TINA GEROLA TRANSACTIONS THIS CYCLE (CARD 6473) \$2099.38	

# Superstition Fire & Medical District Monthly Pinal County Treasurer's Bank Account Reconciliation

## 200 Capital Projects Fund

### Reconciliation References:

- A Previous month's bank ending balance / current month's bank beginning balance
- B Interest Income
- C Current month's property tax receipts (real and personal)
- D Current month's SRP Contributions
- E Current month's Accounts Payable disbursements
- F Current month's bank ending balance
- G Accounts Payable checks outstanding at month-end
- H Cash Balance per G/L Balance Sheet



**Superstition Fire & Medical District  
Capital Project (Fund 200) Cash Reconciliation  
Fiscal Year 2019- 2020  
11/30/2019**



	Deposits (Cash Receipts)	Cash Disbursements	Book Balance
Book Balance as of: 11/1/2019			<u>\$994,188.63</u> (A)
<u>Activity During the Month</u>			
Journal Entries:			
Interest Income (Expense):	1,348.26		1,348.26 (B)
Deposits			-
Revenue Transfer			-
Cash Receipts			
2017 Real Estate Taxes			-
2018 Real Estate Taxes	501.45		501.45
2019 Real Estate Taxes	64,780.17		64,780.17 (C)
2017 Pers. Prop. Taxes	38.16		38.16
2018 Pers. Prop. Taxes	178.69		178.69
2019 Pers. Prop. Taxes	6,869.92		6,869.92
SRP Contributions	14,055.40		14,055.40 (D)
Cash Disbursements			
A) Accounts Payable		(54,763.49)	(54,763.49) (E)
B) Transfer In / Out			-
C) Refund Interest			0.00
	<u>\$87,772.05</u>	<u>(54,763.49)</u>	<u>\$1,027,197.19</u>
<u>Pinal County Bank Balance</u>			
Ending Bank Balance as of: 11/30/2019		Balance from YTD Column	<u>\$ 1,027,197.19</u> (F)
Less: Outstanding Warrants		Check # 583	(79.00)
			(79.00) (G)
Prepared by: <u>[Signature]</u> 12/2/19			<u>\$ 1,027,118.19</u>
Reviewed by: <u>[Signature]</u> 12/3/19			Balance per B/S \$ 1,027,118.19 (H)
		Difference	\$ -



Pinal County Treasurer

Monthly Statement

Date Range: 11/1/2019 to 11/30/2019

Account	Period	YTD	
<b>6116421101</b>	<b>Superstition Fire &amp; Medical Dist Capital Projects</b>		
Begin Balance:	(A) 994,188.63	713,906.74	
Income:	87,772.05	527,852.72	
LOC Advance:	.00	.00	
Expense:	(54,763.49)	(214,562.27)	LOC: .00
LOC Payments:	(F) .00	.00	Warrants Outstanding: (79.00)
Cash Balance:	1,027,197.19	1,027,197.19	End: 1,027,118.19

Monthly Statement Summary

Source Code	Description	MTDAmount	YTDAmount
<b>6116421101</b>	<b>Superstition Fire &amp; Medical Dist Capital Projects</b>	<b>Beginning Balance:</b>	<b>994,188.63</b>
			<b>713,906.74</b>
11100.2017	2017 Real Estate Taxes	.00	.19
11100.2018	2018 Real Estate Taxes	501.45	6,252.33
11100.2019	2019 Real Estate Taxes	64,780.17	476,446.56
12100.2017	2017 Personal Property Taxes	38.16	252.41
12100.2018	2018 Personal Property Taxes	178.69	1,066.58
12100.2019	2019 Personal Property Taxes	6,869.92	44,350.92
14100.0	Salt River Contribution	14,055.40	14,055.40
21100.40	Wells Fargo Bank Investment Interest	2.41	22.85
21100.41	Wells Fargo Repo Investment Interest	124.05	897.33
21100.43	Wells Fargo Trust Investment Interest	10.55	63.95
21100.46	Wells Fargo Investment Investment Interest	274.32	890.70
21100.55	Multi-Bank Securities Investment Interest	.00	498.32
21100.70	Vining Sparks Investment Interest	707.31	2,513.52
21100.80	Stifel Nicolaus & Company Investment Interest	229.62	724.81
73750.0	Revenue Transfer	.00	(20,183.15)
90400.0	Refund Interest	.00	(.61)
90930.0	Warrants Redeemed	(54,763.49)	(214,561.66)
	<b>Ending Balance:</b>	<b>1,027,197.19</b>	<b>1,027,197.19</b>

Monthly Statement Detail

Date	Notes	Doc #	Amount	C/D
<b>6116421101 Superstition Fire &amp; Medical Dist Capital Projects</b>			<b>Beginning Balance: 994,188.63</b>	
11100.2018	2018 Real Estate Taxes		Source Code Total: 501.45	
11/01	Tax Distribution	0	13.22	C
11/01	Tax Distribution	0	15.43	C
11/01	Tax Distribution	0	.18	C
11/04	Tax Distribution	0	23.33	C
11/04	Tax Distribution	0	24.43	C
11/04	Tax Distribution	0	12.49	C
11/05	Tax Distribution	0	47.02	C
11/06	Tax Distribution	0	56.46	C
11/06	Tax Distribution	0	36.94	C
11/06	Tax Distribution	0	21.01	C
11/07	Tax Distribution	0	.41	C
11/08	Tax Distribution	0	12.41	C
11/08	Tax Distribution	0	.25	C
11/12	Tax Distribution	0	6.29	C
11/13	Tax Distribution	0	.25	C
11/14	Tax Distribution	0	12.02	C
11/15	Tax Distribution	0	16.16	C
11/15	Tax Distribution	0	2.92	C





Pinal County Treasurer

Monthly Statement

Date Range: 11/1/2019 to 11/30/2019

11/15	Tax Distribution	0	2.49	C
11/18	Tax Distribution	0	3.89	C
11/19	Tax Distribution	0	21.94	C
11/19	Tax Distribution	0	.22	C
11/19	Tax Distribution	0	20.18	C
11/20	Tax Distribution	0	3.39	C
11/20	Tax Distribution	0	8.02	C
11/21	Tax Distribution	0	14.64	C
11/22	Tax Distribution	0	25.48	C
11/25	Tax Distribution	0	3.74	C
11/25	Tax Distribution	0	21.49	C
11/26	Tax Distribution	0	8.84	C
11/26	Tax Distribution	0	.66	C
11/27	Tax Distribution	0	25.96	C
11/27	Tax Distribution	0	4.25	C
11/27	Tax Distribution	0	35.04	C
11100.2019	2019 Real Estate Taxes		Source Code Total: 64,780.17	
11/01	Tax Distribution	0	110.35	C
11/01	Tax Distribution	0	727.48	C
11/01	Tax Distribution	0	1,859.40	C
11/01	Tax Distribution	0	1,516.61	C
11/01	Tax Distribution	0	998.74	C
11/01	Tax Distribution	0	251.34	C
11/04	Tax Distribution	0	5,066.43	C
11/04	Tax Distribution	0	1,454.77	C
11/04	Tax Distribution	0	1,527.42	C
11/04	Tax Distribution	0	396.29	C
11/04	Tax Distribution	0	335.09	C
11/04	Tax Distribution	0	8,696.80	C
11/04	Tax Distribution	0	(12.60)	C
11/04	Tax Distribution	0	131.99	C
11/05	Tax Distribution	0	3,578.95	C
11/05	Tax Distribution	0	2,227.40	C
11/05	Tax Distribution	0	265.05	C
11/05	Tax Distribution	0	1,650.92	C
11/05	Tax Distribution	0	66.76	C
11/06	Tax Distribution	0	(24.19)	C
11/06	Tax Distribution	0	233.59	C
11/06	Tax Distribution	0	430.16	C
11/06	Tax Distribution	0	917.81	C
11/06	Tax Distribution	0	2,460.34	C
11/06	Tax Distribution	0	48.71	C
11/07	Tax Distribution	0	585.41	C
11/07	Tax Distribution	0	248.34	C
11/07	Tax Distribution	0	124.27	C
11/07	Tax Distribution	0	265.21	C
11/07	Tax Distribution	0	92.85	C
11/08	Tax Distribution	0	42.64	C
11/08	Tax Distribution	0	300.52	C
11/08	Tax Distribution	0	551.52	C
11/12	Tax Distribution	0	(36.26)	C
11/12	Tax Distribution	0	425.44	C
11/12	Tax Distribution	0	759.29	C
11/12	Tax Distribution	0	196.76	C
11/13	Tax Distribution	0	45.51	C
11/13	Tax Distribution	0	3,868.01	C
11/13	Tax Distribution	0	576.74	C



Pinal County Treasurer

Monthly Statement

Date Range: 11/1/2019 to 11/30/2019

11/13	Tax Distribution	0	30.32	C
11/14	Tax Distribution	0	(71.39)	C
11/14	Tax Distribution	0	412.91	C
11/14	Tax Distribution	0	577.05	C
11/14	Tax Distribution	0	(16.80)	C
11/14	Tax Distribution	0	250.40	C
11/14	Tax Distribution	0	341.99	C
11/15	Tax Distribution	0	558.08	C
11/15	Tax Distribution	0	461.25	C
11/15	Tax Distribution	0	91.90	C
11/15	Tax Distribution	0	652.48	C
11/15	Tax Distribution	0	871.05	C
11/18	Tax Distribution	0	219.01	C
11/18	Tax Distribution	0	899.37	C
11/18	Tax Distribution	0	688.95	C
11/18	Tax Distribution	0	840.24	C
11/19	Tax Distribution	0	46.18	C
11/19	Tax Distribution	0	805.85	C
11/19	Tax Distribution	0	681.62	C
11/19	Tax Distribution	0	357.90	C
11/20	Tax Distribution	0	(35.65)	C
11/20	Tax Distribution	0	11.20	C
11/20	Tax Distribution	0	512.71	C
11/20	Tax Distribution	0	658.96	C
11/20	Tax Distribution	0	194.34	C
11/21	Tax Distribution	0	249.03	C
11/21	Tax Distribution	0	329.31	C
11/21	Tax Distribution	0	303.90	C
11/21	Tax Distribution	0	32.80	C
11/22	Tax Distribution	0	154.71	C
11/22	Tax Distribution	0	445.52	C
11/22	Tax Distribution	0	320.04	C
11/25	Tax Distribution	0	275.02	C
11/25	Tax Distribution	0	815.06	C
11/25	Tax Distribution	0	101.42	C
11/26	Tax Distribution	0	(21.34)	C
11/26	Tax Distribution	0	472.16	C
11/26	Tax Distribution	0	1,131.15	C
11/26	Tax Distribution	0	3,648.82	C
11/26	Tax Distribution	0	422.31	C
11/27	Tax Distribution	0	1,099.89	C
11/27	Tax Distribution	0	358.53	C
11/27	Tax Distribution	0	1,453.12	C
11/27	Tax Distribution	0	186.94	C
12100.2017 2017 Personal Property Taxes			Source Code Total:	38.16
11/01	Tax Distribution	0	2.22	C
11/04	Tax Distribution	0	.93	C
11/06	Tax Distribution	0	10.05	C
11/06	Tax Distribution	0	10.93	C
11/13	Tax Distribution	0	6.13	C
11/18	Tax Distribution	0	3.79	C
11/18	Tax Distribution	0	2.34	C
11/25	Tax Distribution	0	.95	C
11/26	Tax Distribution	0	.82	C
12100.2018 2018 Personal Property Taxes			Source Code Total:	178.69
11/01	Tax Distribution	0	1.02	C
11/01	Tax Distribution	0	1.17	C



Pinal County Treasurer

Monthly Statement

Date Range: 11/1/2019 to 11/30/2019

11/04	Tax Distribution	0	2.66	C
11/04	Tax Distribution	0	.82	C
11/05	Tax Distribution	0	.83	C
11/05	Tax Distribution	0	6.32	C
11/05	Tax Distribution	0	9.89	C
11/06	Tax Distribution	0	52.40	C
11/06	Tax Distribution	0	2.61	C
11/06	Tax Distribution	0	1.39	C
11/08	Tax Distribution	0	.48	C
11/12	Tax Distribution	0	2.36	C
11/13	Tax Distribution	0	9.44	C
11/14	Tax Distribution	0	1.64	C
11/15	Tax Distribution	0	3.53	C
11/15	Tax Distribution	0	.14	C
11/18	Tax Distribution	0	4.31	C
11/18	Tax Distribution	0	2.44	C
11/18	Tax Distribution	0	1.30	C
11/20	Tax Distribution	0	3.44	C
11/20	Tax Distribution	0	3.23	C
11/21	Tax Distribution	0	56.29	C
11/25	Tax Distribution	0	4.54	C
11/26	Tax Distribution	0	.82	C
11/26	Tax Distribution	0	.96	C
11/27	Tax Distribution	0	.14	C
11/27	Tax Distribution	0	4.52	C
12100.2019 2019 Personal Property Taxes			Source Code Total: 6,869.92	
11/01	Tax Distribution	0	102.20	C
11/01	Tax Distribution	0	236.93	C
11/01	Tax Distribution	0	678.53	C
11/01	Tax Distribution	0	.52	C
11/04	Tax Distribution	0	520.43	C
11/04	Tax Distribution	0	13.22	C
11/04	Tax Distribution	0	117.80	C
11/04	Tax Distribution	0	165.98	C
11/04	Tax Distribution	0	196.61	C
11/04	Tax Distribution	0	71.50	C
11/04	Tax Distribution	0	45.47	C
11/05	Tax Distribution	0	478.22	C
11/05	Tax Distribution	0	.57	C
11/05	Tax Distribution	0	1.72	C
11/05	Tax Distribution	0	19.72	C
11/05	Tax Distribution	0	159.53	C
11/06	Tax Distribution	0	22.02	C
11/06	Tax Distribution	0	32.31	C
11/06	Tax Distribution	0	117.15	C
11/06	Tax Distribution	0	106.11	C
11/06	Tax Distribution	0	24.96	C
11/07	Tax Distribution	0	219.08	C
11/07	Tax Distribution	0	44.36	C
11/07	Tax Distribution	0	13.83	C
11/07	Tax Distribution	0	81.99	C
11/07	Tax Distribution	0	3.49	C
11/08	Tax Distribution	0	21.77	C
11/08	Tax Distribution	0	39.40	C
11/08	Tax Distribution	0	5.77	C
11/12	Tax Distribution	0	33.77	C
11/12	Tax Distribution	0	219.87	C



Pinal County Treasurer

Monthly Statement

Date Range: 11/1/2019 to 11/30/2019

11/12	Tax Distribution	0	46.00	C
11/13	Tax Distribution	0	38.70	C
11/13	Tax Distribution	0	358.05	C
11/13	Tax Distribution	0	173.36	C
11/13	Tax Distribution	0	5.39	C
11/14	Tax Distribution	0	13.43	C
11/14	Tax Distribution	0	7.46	C
11/14	Tax Distribution	0	13.90	C
11/14	Tax Distribution	0	5.92	C
11/15	Tax Distribution	0	83.42	C
11/15	Tax Distribution	0	56.96	C
11/15	Tax Distribution	0	22.69	C
11/15	Tax Distribution	0	71.40	C
11/15	Tax Distribution	0	90.41	C
11/18	Tax Distribution	0	43.29	C
11/18	Tax Distribution	0	164.30	C
11/18	Tax Distribution	0	97.55	C
11/18	Tax Distribution	0	14.56	C
11/19	Tax Distribution	0	.88	C
11/19	Tax Distribution	0	151.35	C
11/19	Tax Distribution	0	63.18	C
11/19	Tax Distribution	0	71.65	C
11/20	Tax Distribution	0	1.31	C
11/20	Tax Distribution	0	115.44	C
11/20	Tax Distribution	0	138.99	C
11/20	Tax Distribution	0	29.71	C
11/21	Tax Distribution	0	31.49	C
11/21	Tax Distribution	0	90.93	C
11/21	Tax Distribution	0	58.03	C
11/22	Tax Distribution	0	40.82	C
11/22	Tax Distribution	0	50.40	C
11/22	Tax Distribution	0	60.51	C
11/25	Tax Distribution	0	27.19	C
11/25	Tax Distribution	0	160.90	C
11/26	Tax Distribution	0	155.05	C
11/26	Tax Distribution	0	103.62	C
11/26	Tax Distribution	0	69.52	C
11/26	Tax Distribution	0	72.18	C
11/27	Tax Distribution	0	36.38	C
11/27	Tax Distribution	0	96.65	C
11/27	Tax Distribution	0	105.88	C
11/27	Tax Distribution	0	36.24	C
14100.0	Salt River Contribution		Source Code Total: 14,055.40	
11/01	Salt River Project In Lieu	0	14,055.40	C
21100.40	Wells Fargo Bank Investment Interest		Source Code Total: 2.41	
11/01	Investment Interest	0	2.41	C
21100.41	Wells Fargo Repo Investment Interest		Source Code Total: 124.05	
11/01	Investment Interest	0	124.05	C
21100.43	Wells Fargo Trust Investment Interest		Source Code Total: 10.55	
11/04	Investment Interest	0	10.28	C
11/20	Investment Interest	0	.27	C
21100.46	Wells Fargo Investment Investment Interest		Source Code Total: 274.32	
11/05	Investment Interest	0	52.42	C
11/06	Investment Interest	0	53.48	C
11/26	Investment Interest	0	14.58	C
11/27	Investment Interest	0	91.77	C
11/27	Investment Interest	0	62.07	C



Pinal County Treasurer

Monthly Statement

Date Range: 11/1/2019 to 11/30/2019

21100.70 Vining Sparks Investment Interest			Source Code Total: 707.31
11/06	Investment Interest	0	120.32 C
11/08	Investment Interest	0	54.91 C
11/19	Investment Interest	0	113.87 C
11/20	Investment Interest	0	122.57 C
11/25	Investment Interest	0	94.98 C
11/25	Investment Interest	0	16.62 C
11/25	Investment Interest	0	118.51 C
11/26	Investment Interest	0	65.53 C
21100.80 Stifel Nicolaus & Company Investment Interest			Source Code Total: 229.62
11/13	Investment Interest	0	140.09 C
11/27	Investment Interest	0	89.53 C
90930.0 Warrants Redeemed			Source Code Total: (54,763.49)
11/05	Paid Warrants	0	(12,508.34) D
11/15	Paid Warrants	0	(42,255.15) D
6116421101 Superstition Fire & Medical Dist Capital Projects			<b>Ending Balance: 1,027,197.19</b>

**Warrant Detail**

Payee Name	Warrant	Amount	Issue Dt	Status Dt	Voucher
<b>6116421101 Superstition Fire &amp; Medical Dist Capital Projects</b>					Account Total: 54,842.49
Fund: 1107					Fund Total: 54,842.49
Status: OUTS					Status Total: 79.00 (G)
CITY OF MESA	1107000583	79.00	11/26/19	11/27/19	Status Total: 54,763.49 (E)
Status: PAID					
DISCOUNTCELL, INC.	1107000581	12,508.34	10/23/19	11/05/19	
PNC EQUIPMENT FINANCE, LLC	1107000582	42,255.15	11/06/19	11/15/19	
	Count	Amount			
Total OUTS:	1	79.00			
Total PAID:	2	54,763.49			

**Superstition Fire & Medical District**  
**AP Check Register (Current by Bank)**  
Check Dates: 11/1/2019 to 11/30/2019

Check No.	Date	Status*	Vendor ID	Payee Name	Amount
<b>BANK ID: CP - CAPITAL PROJECTS FUND</b>					<b>200-10-10200-10</b>
582	11/06/19	P	PNCBAN	PNC Equipment Finance, LLC	\$42,255.15
583	11/26/19	P	CITOM	City of Mesa	\$79.00
<b>BANK CP REGISTER TOTAL:</b>					<b>\$42,334.15</b>
<b>GRAND TOTAL :</b>					<b>\$42,334.15</b>

9

\* Check Status Types: "P" - Printed ; "M" - Manual ; "V" - Void ( Void Date ) ; "A" - Application ; "E" - EFT  
\*\* Denotes broken check sequence.

**Superstition Fire & Medical District**

**Balance Sheet**

As of 11/30/2019

FUND: (200) Capital Projects Fund

**Assets**

**Current Assets**

Fund Cash - Capital Projects  
Due From other funds  
Total Current Assets

\$1,027,118.19  
1,300,295.36

(H)

\$2,327,413.55

**Total Assets**

\$2,327,413.55

**Liabilities and Equity**

**Equity**

Fund Balance - Capital Projects  
Current Year Profit/Loss  
Total Equity

\$2,013,838.92  
313,574.63

2,327,413.55

**Total Liabilities and Equity**

\$2,327,413.55

**Superstition Fire & Medical District  
Monthly Pinal County Treasurer's Bank Account Reconciliation**

**400 Special Revenue Fund**

**Reconciliation References:**

- A Previous month's bank ending balance / current month's bank beginning balance
- B Interest Income
- C Current month's Deposits / Donations
- D Current month's Accounts Payable disbursements
- E Current month's bank ending balance
- F Cash Balance per G/L Balance Sheet
- G Chase MasterCard credit card payment – warrant #1105000280 (paid 11/20/19)





**Superstition Fire & Medical District  
Special Revenue (Fund 400) Cash Reconciliation  
Fiscal Year 2019 - 2020  
11/30/2019**



	Deposits (Cash Receipts)	Cash Disbursements	Book Balance
Book Balance as of: 11/1/2019			\$47,347.58 (A)
<u>Activity During the Month</u>			
Journal Entries:			
Interest Income (Expense):	87.50		87.50 (B)
Cash Receipts			
46750 FEMA Grant Receipts			-
47020 AED Donations	1,500.00		1,500.00 (C)
47100 EMS Cardiac Donations			-
47110 EMS Equipment Donations			-
47120 Prevention/Pub Ed Donations			-
47130 General Donations			-
Deposits			
Revenue Transfer			-
Cash Disbursements			
A) Accounts Payable		(1,528.30)	(1,528.30) (D)
B) Transfer In / Out			-
C) Refund Interest			-
	\$1,587.50	(1,528.30)	\$47,406.78
<u>Pinal County Bank Balance</u>			
Ending Bank Balance as of: 11/30/2019	Balance from YTD Column		\$ 47,406.78 (E)
Less: Outstanding Warrants	Check #		-
			-
			-
			\$ 47,406.78
Prepared by: <u>Janice Duke 12/2/19</u>			Balance per B/S \$ 47,406.78 (F)
Reviewed by: <u>Logan Wood 12/3/19</u>			Difference \$ -



Monthly Statement

Date Range: 11/1/2019 to 11/30/2019

Account	Period	YTD		
<b>6116422901</b>	<b>Superstition Fire &amp; Medical Dist Special Revenue</b>			
Begin Balance:	(A) 47,347.58	48,437.86		
Income:	1,587.50	9,419.01		
LOC Advance:	.00	.00		
Expense:	(1,528.30)	(10,450.09)	LOC:	.00
LOC Payments:	.00	.00	Warrants Outstanding:	.00
Cash Balance:	(E) 47,406.78	47,406.78	End:	47,406.78

Monthly Statement Summary

Source Code	Description	MTDAmount	YTDAmount
<b>6116422901</b>	<b>Superstition Fire &amp; Medical Dist Special Revenue</b>	<b>Beginning Balance:</b>	<b>47,347.58</b>
			<b>48,437.86</b>
21100.40	Wells Fargo Bank Investment Interest	.16	1.55
21100.41	Wells Fargo Repo Investment Interest	8.24	60.87
21100.43	Wells Fargo Trust Investment Interest	.70	4.35
21100.46	Wells Fargo Investment Investment Interest	17.76	59.91
21100.55	Multi-Bank Securities Investment Interest	.00	34.58
21100.70	Vining Sparks Investment Interest	45.85	169.83
21100.80	Stifel Nicolaus & Company Investment Interest	14.79	47.37
73160.0	Deposits	1,500.00	9,040.55
90930.0	Warrants Redeemed	(1,528.30)	(10,450.09)
	<b>Ending Balance:</b>	<b>47,406.78</b>	<b>47,406.78</b>

Monthly Statement Detail

Date	Notes	Doc #	Amount	C/D
<b>6116422901 Superstition Fire &amp; Medical Dist Special Revenue</b>			<b>Beginning Balance: 47,347.58</b>	
21100.40	Wells Fargo Bank Investment Interest		Source Code Total: .16	
11/01	Investment Interest	0	.16	C
21100.41	Wells Fargo Repo Investment Interest		Source Code Total: 8.24	
11/01	Investment Interest	0	8.24	C
21100.43	Wells Fargo Trust Investment Interest		Source Code Total: .70	
11/04	Investment Interest	0	.68	C
11/20	Investment Interest	0	.02	C
21100.46	Wells Fargo Investment Investment Interest		Source Code Total: 17.76	
11/05	Investment Interest	0	3.48	C
11/06	Investment Interest	0	3.54	C
11/26	Investment Interest	0	.93	C
11/27	Investment Interest	0	3.96	C
11/27	Investment Interest	0	5.85	C
21100.70	Vining Sparks Investment Interest		Source Code Total: 45.85	
11/06	Investment Interest	0	8.02	C
11/08	Investment Interest	0	3.59	C
11/19	Investment Interest	0	7.37	C
11/20	Investment Interest	0	7.91	C
11/25	Investment Interest	0	6.09	C
11/25	Investment Interest	0	1.07	C
11/25	Investment Interest	0	7.61	C
11/26	Investment Interest	0	4.19	C
21100.80	Stifel Nicolaus & Company Investment Interest		Source Code Total: 14.79	
11/13	Investment Interest	0	9.08	C
11/27	Investment Interest	0	5.71	C
73160.0	Deposits		Source Code Total: 1,500.00	
11/20	400.10.4720.41 The Paseo / inv 5567 / ck 1855	0	1,500.00	C
90930.0	Warrants Redeemed		Source Code Total: (1,528.30)	
11/26	Paid Warrants	0	(1,528.30)	D



Pinal County Treasurer

Monthly Statement

Date Range: 11/1/2019 to 11/30/2019

6116422901 Superstition Fire & Medical Dist Special Revenue **Ending Balance: 47,406.78**

**Warrant Detail**

Payee Name	Warrant	Amount	Issue Dt	Status Dt	Voucher
6116422901 Superstition Fire & Medical Dist Special Revenue					Account Total: 1,528.30
Fund: 1105					Fund Total: 1,528.30
Status: PAID					Status Total: 1,528.30 (D)
CHASE	1105000280	(G) 1,528.30	11/20/19	11/26/19	
	Count	Amount			
Total PAID:	1	1,528.30			

**Superstition Fire & Medical District**

**AR Payment Register (Detail)**

Bank ID: Equal To S

Check No. / Payment ID	Payee Name / Customer Name	Invoice No. / Account Number	Amount Paid
<b>BANK: S - SPECIAL REVENUE FUND</b>			
<b>DEPOSIT: 2,690</b>	<b>DATE: 11/20/19</b>		
1855	The Paseo/inv 5567/ck 1855 X (DONATION)	Check Invoice : 005567	\$1,500.00 \$1,500.00
		<b>CHECK # 1855 TOTAL:</b>	<b>\$1,500.00</b>
		<b>DEPOSIT 2,690 TOTAL:</b>	<b>\$1,500.00</b>
		<b>TOTAL FOR BANK ID: S</b>	<b>\$1,500.00</b>
		<b>GRAND TOTAL OF ALL CHECKS:</b>	<b>\$1,500.00</b>
		<b>GRAND TOTAL OF ALL CREDIT CARDS:</b>	<b>\$0.00</b>
		<b>GRAND TOTAL OF ALL CASH:</b>	<b>\$0.00</b>
		<b>GRAND TOTAL OF ALL EFT:</b>	<b>\$0.00</b>
		<b>GRAND TOTAL OF ALL PAYMENTS:</b>	<b>\$1,500.00</b>
		<b>GRAND TOTAL OF ALL ADJUSTMENTS:</b>	<b>\$0.00</b>
		<b>COMBINED TOTAL:</b>	<b>\$1,500.00</b>

*C*

**Superstition Fire & Medical District**

AP Check Register (Current by Bank)

Check Dates: 11/1/2019 to 11/30/2019

Check No.	Date	Status*	Vendor ID	Payee Name	Amount
<b>BANK ID: S - SPECIAL REVENUE FUND</b>					<b>400-10-10400-10</b>
280	11/20/19	P	CHASEM	Chase	\$1,528.30

**BANK S REGISTER TOTAL: \$1,528.30**

**GRAND TOTAL : \$1,528.30**

1

\* Check Status Types: "P" - Printed ; "M" - Manual ; "V" - Void ( Void Date ); "A" - Application; "E" - EFT  
\*\* Denotes broken check sequence.

**Superstition Fire & Medical District**

**Balance Sheet**

As of 11/30/2019

FUND: (400) Special Revenue Fund

**Assets**

**Current Assets**

Fund Cash - Special Revenue Fund  
Total Current Assets

\$47,406.78

\$47,406.78

(F)

**Total Assets**

\$47,406.78

**Liabilities and Equity**

**Current Liabilities**

Sales Tax Payable  
Total Current Liabilities

\$75.32

\$75.32

**Total Liabilities**

\$75.32

**Equity**

Fund Balance - Special Revenue Fund  
Current Year Profit/Loss  
Total Equity

\$48,437.86

(1,106.40)

47,331.46

**Total Liabilities and Equity**


\$47,406.78

ink.  
from CHASE

Manage your account online:  
www.chase.com/ink

Customer Service:  
1-800-946-2028


Chase Mobile® app today



New Balance  
**\$10,170.94**  
Minimum Payment Due  
**\$101.00**  
Payment Due Date  
**12/04/19**

**Late Payment Warning:** If we do not receive your minimum payment by the due date, you may have to pay up to a \$39 late fee.  
**Minimum Payment Warning:** Enroll in Auto-Pay and avoid missing a payment. To enroll, call the number on the back of your card or go to the web site listed above.

### ACCOUNT SUMMARY



(G)

400F  
\$ 1,528<sup>30</sup>

VENDOR # chasom  
ACCOUNT # \_\_\_\_\_  
APPROVAL  
DATE PAID 11/20/19  
WARRANT # \_\_\_\_\_  
280

0000001 F1833339 C 1      Y 9 10 19/11/10      Page 1 of 3      06630 MA DA 25368      31410000010002538801

CHASE  
ink.  
P.O. BOX 15123  
WILMINGTON, DE 19850-5123  
For Undeliverable Mail Only

42463152523264810001010001017094000000008

Get updates on the go  
Log on to [chase.com/alerts](http://chase.com/alerts)

Payment Due Date	12/04/19
New Balance	\$10,170.94
Minimum Payment	\$101.00
Payment Due Date	12/04/19

\$ \_\_\_\_\_ Amount Enclosed  
Make/Mail to Chase Card Services at the address below:

25368 BEX 9 31419 C  
ROGER WOOD  
SUPERSTITION FIRE  
585 N IDAHO RD  
APACHE JUNCTION AZ 85119-4014

CARDMEMBER SERVICE  
PO BOX 6294  
CAROL STREAM IL 60197-6294

5000 160 28 1595 25 23 26 48 15



# ACCOUNT ACTIVITY

Date of Transaction	Merchant Name or Transaction Description	\$ Amount
10/26	Payment ThankYou Image Check	-3,205.70
10/26	Payment ThankYou Image Check	-1,022.18
10/26	Payment ThankYou Image Check	-18,330.57
10/17	OFFICEMAX/DEPOT 6678 APACHE JUNCTI AZ	269.69
11/05	PNP AZ DOR TAXFEE Info@pointland MI	14.96
11/05	AZ DEPT OF REVENUE TMACCONNEL@AZ AZ	636.40
	ROGER WOOD TRANSACTIONS THIS CYCLE (CARD 6481) \$21837.40- INCLUDING PAYMENTS RECEIVED	
10/11	GOLD CANYON GOLF RESORT 4808829090 AZ	1,351.32
10/24	GOLD CANYON GOLF RESORT 4809829090 AZ	300.33
	MIKE FARBER TRANSACTIONS THIS CYCLE (CARD 6523) \$1651.65	
10/30	RIDENOW POWERSPORTS- A APACHE JUNCTI AZ	47.78
11/05	EB BLUEPAZ FIRST RESP 801-413-7200 CA	450.00
	JEFF CRANMER TRANSACTIONS THIS CYCLE (CARD 6549) \$497.78	
10/16	OFFICEMAX/DEPOT 6678 APACHE JUNCTI AZ	156.90
10/19	STAPLS7301304768000001 877-8287755 NJ	80.57
10/22	CHEVRON 0210571 APACHE JUNCTI AZ	18.40
10/22	FIREHOUSE SUBS #638 MESA AZ	182.20
10/23	ROSATIS PIZZA - GOLD C GOLD CANYON AZ	205.74
10/25	MOTEL 6 PAYSON AZ	91.77
10/31	WILSONAMPLIFIERS.COM 800-568-2723 TX	449.99
10/31	ELEARNING AMERICAN HEART 888-242-8883 TX	340.00
11/01	AMZN Mktp US*002922E33 Amzn.com/bill WA	48.84
11/04	FIRE PROTECTION PUB 405-744-5892 OK	945.00
	KELLY BARTZ TRANSACTIONS THIS CYCLE (CARD 6598) \$2499.41	
10/27	Dropbox*VSMK456Q8QG 888-4468398 CA	129.47
	DANIEL MCKINNEY TRANSACTIONS THIS CYCLE (CARD 6614) \$129.47	
11/05	RIDENOW POWERSPORTS- A APACHE JUNCTI AZ	47.78
	BRETT BROMAN TRANSACTIONS THIS CYCLE (CARD 6630) \$47.78	
10/17	DNH*GODADDY.COM 480-5058855 AZ	133.48
10/18	DNH*GODADDY.COM 480-5058855 AZ	43.34
10/21	FRY'S 0665 APACHE JUNCTI AZ	67.86
10/22	DNH*GODADDY.COM 480-5058855 AZ	79.99
10/23	FRY'S 0665 APACHE JUNCTI AZ	46.11
	ANNA BÜTEL TRANSACTIONS THIS CYCLE (CARD 6655) \$370.78	
10/29	RIDENOW POWERSPORTS- A APACHE JUNCTI AZ	85.56
	BRIAN WHITE TRANSACTIONS THIS CYCLE (CARD 6671) \$85.56	
10/15	FEDEX 493405547 MEMPHIS TN	18.84
10/17	WWW COSTCO COM 800-955-2292 WA	719.98
10/21	PAYPAL *EBAY EBAY INC 402-935-7733 CA	27.94
10/21	PAYPAL *EBAY BJON427 402-935-7733 CA	531.95
10/30	SUMMIT SIGN AND SAFETY 8007864035 FL	500.61
11/02	AMZN Mktp US*HJ61A38Z3 Amzn.com/bill WA	20.28
11/03	AMZN Mktp US*V199G7CG3 Amzn.com/bill WA	27.38
11/05	FEDEX 495482400 MEMPHIS TN	11.10
	VAUGHN CRUSHAW TRANSACTIONS THIS CYCLE (CARD 0687) \$1858.08	
11/07	FIRESMARTPROMOS.COM 7175322131 PA	-8.26
10/12	WAL-MART #1381 APACHE JUNCTI AZ	33.01
10/22	WAL-MART #3833 MESA AZ	144.08
10/30	WAL-MART #1381 APACHE JUNCTI AZ	20.01
10/30	FIRESMARTPROMOS.COM 717-532-2131 PA	565.54
10/31	ONE BEAT CPR LEARNING DAVIE FL	1,345.00
	TINA GEROLA TRANSACTIONS THIS CYCLE (CARD 6473) \$2099.38	



# Superstition Fire & Medical District Monthly Pinal County Treasurer's Bank Account Reconciliation

## 500 Debt Principal Fund

### Reconciliation References:

- A Previous month's bank ending balance / current month's bank beginning balance
  - B Interest Income
  - C Current month's property tax receipts (real and personal)
  - D Current month's SRP Contributions
  - E Current month's bank ending balance
  - F Cash Balance per G/L Balance Sheet
- \*consolidated account ending 1407 (original bond account) into 1409 (refinanced bond account)



**Superstition Fire & Medical District  
Debt Retirement Principal (Fund 500) Cash Reconciliation  
Fiscal Year 2019 - 2020  
11/30/2019**



	Deposits (Cash Receipts)	Cash Disbursements	Book Balance
Book Balance as of: 11/1/2019			\$480,985.34 (A)
<u>Activity During the Month</u>			
Journal Entries:			
Interest Income (Expense):	678.04		678.04 (B)
Cash Receipts			
2007 Real Estate Taxes			-
2008 Real Estate Taxes			-
2009 Real Estate Taxes			-
2010 Real Estate Taxes			-
2011 Real Estate Taxes			-
2012 Real Estate Taxes			-
2013 Real Estate Taxes			-
2014 Real Estate Taxes			-
2015 Real Estate Taxes			-
2016 Real Estate Taxes			-
2017 Real Estate Taxes			-
2018 Real Estate Taxes	316.83		316.83 (C)
2019 Real Estate Taxes	33,671.62		33,671.62
2008 Pers. Prop. Taxes	0.03		0.03
2009 Pers. Prop. Taxes	0.41		0.41
2010 Pers. Prop. Taxes	0.65		0.65
2011 Pers. Prop. Taxes	1.28		1.28
2012 Pers. Prop. Taxes	0.52		0.52
2013 Pers. Prop. Taxes	0.39		0.39
2014 Pers. Prop. Taxes	3.35		3.35
2015 Pers. Prop. Taxes	8.80		8.80
2016 Pers. Prop. Taxes	14.22		14.22
2017 Pers. Prop. Taxes	20.84		20.84
2018 Pers. Prop. Taxes	112.92		112.92
2019 Pers. Prop. Taxes	3,570.61		3,570.61 (D)
SRP Contributions	7,305.95		7,305.95
Deposits			
Revenue Transfer			-
Cash Disbursements			
A) Accounts Payable			-
B) Transfer In / Out			-
C) Refund Interest			0.00
	\$45,706.46	0.00	\$526,691.80
<u>Pinal County Bank Balance</u>			
Ending Bank Balance as of: 11/30/2019	Balance from YTD Column		\$ 526,691.80 (E)
Less: Outstanding Warrants	Check #		-
Plus: Deposits in Transit			-
			-
			\$ 526,691.80
Prepared by: <i>[Signature]</i> 12/2/19			Balance per B/S \$ 526,691.80 (F)
Reviewed by: <i>[Signature]</i> 12/3/19			Difference \$



Pinal County Treasurer

Monthly Statement

Date Range: 11/1/2019 to 11/30/2019

Account	Period	YTD		
<b>6116421409</b>	<b>Super Fire &amp; Med Debt Refunding Prin Series 2018</b>			
Begin Balance:	(A) 480,985.34	239,897.27		
Income:	45,706.46	286,794.88		
LOC Advance:	.00	.00		
Expense:	.00	(.35)	LOC:	.00
LOC Payments:	.00	.00	Warrants Outstanding:	.00
Cash Balance:	(E) 526,691.80	526,691.80	End:	526,691.80

Monthly Statement Summary

Source Code	Description	MTDAmount	YTDAmount
<b>6116421409</b>	<b>Super Fire &amp; Med Debt Refunding Prin Series 2018</b>	<b>Beginning Balance:</b>	<b>480,985.34</b>
			<b>239,897.27</b>
11100.2018	2018 Real Estate Taxes	316.83	3,950.70
11100.2019	2019 Real Estate Taxes	33,671.62	247,651.77
12100.2018	2018 Personal Property Taxes	112.92	673.95
12100.2019	2019 Personal Property Taxes	3,570.61	23,051.57
14100.0	Salt River Contribution (D)	7,305.95	7,305.95
18200.2008	2008 Taxes Transferred	.03	.03
18200.2009	2009 Taxes Transferred	.41	.41
18200.2010	2010 Taxes Transferred	.65	1.74
18200.2011	2011 Taxes Transferred	1.28	2.74
18200.2012	2012 Taxes Transferred	.52	10.66
18200.2013	2013 Taxes Transferred	.39	13.03
18200.2014	2014 Taxes Transferred	3.35	25.07
18200.2015	2015 Taxes Transferred	8.80	30.80
18200.2016	2016 Taxes Transferred	14.22	60.92
18200.2017	2017 Taxes Transferred	20.84	138.01
21100.40	Wells Fargo Bank Investment Interest	1.13	13.53
21100.41	Wells Fargo Repo Investment Interest	58.34	537.80
21100.43	Wells Fargo Trust Investment Interest	4.96	33.18
21100.46	Wells Fargo Investment Investment Interest (B) \$678.04	130.38	589.60
21100.55	Multi-Bank Securities Investment Interest	.00	391.68
21100.70	Vining Sparks Investment Interest	379.58	1,818.64
21100.80	Stifel Nicolaus & Company Investment Interest	103.65	493.10
90400.0	Refund Interest	.00	(.35)
<b>Ending Balance:</b>		<b>526,691.80</b>	<b>526,691.80</b>

Monthly Statement Detail

Date	Notes	Doc #	Amount	C/D
<b>6116421409 Super Fire &amp; Med Debt Refunding Prin Series 2018</b>			<b>Beginning Balance: 480,985.34</b>	
11100.2018	2018 Real Estate Taxes		Source Code Total: 316.83	
11/01	Tax Distribution	0	8.35	C
11/01	Tax Distribution	0	9.75	C
11/01	Tax Distribution	0	.11	C
11/04	Tax Distribution	0	14.74	C
11/04	Tax Distribution	0	15.43	C
11/04	Tax Distribution	0	7.89	C
11/05	Tax Distribution	0	29.71	C
11/06	Tax Distribution	0	35.68	C
11/06	Tax Distribution	0	23.34	C
11/06	Tax Distribution	0	13.29	C
11/07	Tax Distribution	0	.26	C



Pinal County Treasurer

Monthly Statement

Date Range: 11/1/2019 to 11/30/2019

11/08	Tax Distribution	0	7.84	C
11/08	Tax Distribution	0	.16	C
11/12	Tax Distribution	0	3.97	C
11/13	Tax Distribution	0	.16	C
11/14	Tax Distribution	0	7.59	C
11/15	Tax Distribution	0	10.21	C
11/15	Tax Distribution	0	1.85	C
11/15	Tax Distribution	0	1.57	C
11/18	Tax Distribution	0	2.46	C
11/19	Tax Distribution	0	13.87	C
11/19	Tax Distribution	0	.14	C
11/19	Tax Distribution	0	12.75	C
11/20	Tax Distribution	0	2.14	C
11/20	Tax Distribution	0	5.07	C
11/21	Tax Distribution	0	9.25	C
11/22	Tax Distribution	0	16.10	C
11/25	Tax Distribution	0	2.36	C
11/25	Tax Distribution	0	13.57	C
11/26	Tax Distribution	0	5.58	C
11/26	Tax Distribution	0	.42	C
11/27	Tax Distribution	0	16.40	C
11/27	Tax Distribution	0	2.68	C
11/27	Tax Distribution	0	22.14	C
11100.2019	2019 Real Estate Taxes		Source Code Total: 33,671.62	
11/01	Tax Distribution	0	57.36	C
11/01	Tax Distribution	0	377.74	C
11/01	Tax Distribution	0	966.52	C
11/01	Tax Distribution	0	788.32	C
11/01	Tax Distribution	0	519.13	C
11/01	Tax Distribution	0	130.63	C
11/04	Tax Distribution	0	4,520.49	C
11/04	Tax Distribution	0	(6.55)	C
11/04	Tax Distribution	0	68.60	C
11/04	Tax Distribution	0	2,633.52	C
11/04	Tax Distribution	0	756.20	C
11/04	Tax Distribution	0	793.93	C
11/04	Tax Distribution	0	205.99	C
11/04	Tax Distribution	0	174.19	C
11/05	Tax Distribution	0	1,860.35	C
11/05	Tax Distribution	0	1,157.71	C
11/05	Tax Distribution	0	137.76	C
11/05	Tax Distribution	0	858.12	C
11/05	Tax Distribution	0	34.70	C
11/06	Tax Distribution	0	(12.57)	C
11/06	Tax Distribution	0	121.44	C
11/06	Tax Distribution	0	223.58	C
11/06	Tax Distribution	0	477.09	C
11/06	Tax Distribution	0	1,278.88	C
11/06	Tax Distribution	0	25.32	C
11/07	Tax Distribution	0	304.29	C
11/07	Tax Distribution	0	129.08	C
11/07	Tax Distribution	0	64.59	C
11/07	Tax Distribution	0	137.86	C
11/07	Tax Distribution	0	48.26	C
11/08	Tax Distribution	0	156.21	C
11/08	Tax Distribution	0	286.63	C
11/08	Tax Distribution	0	22.17	C



Pinal County Treasurer

Monthly Statement

Date Range: 11/1/2019 to 11/30/2019

11/12	Tax Distribution	0	(18.85)	C
11/12	Tax Distribution	0	221.11	C
11/12	Tax Distribution	0	394.69	C
11/12	Tax Distribution	0	102.28	C
11/13	Tax Distribution	0	23.65	C
11/13	Tax Distribution	0	2,010.56	C
11/13	Tax Distribution	0	299.78	C
11/13	Tax Distribution	0	15.76	C
11/14	Tax Distribution	0	(37.11)	C
11/14	Tax Distribution	0	214.61	C
11/14	Tax Distribution	0	299.97	C
11/14	Tax Distribution	0	(8.73)	C
11/14	Tax Distribution	0	130.15	C
11/14	Tax Distribution	0	177.78	C
11/15	Tax Distribution	0	290.10	C
11/15	Tax Distribution	0	239.75	C
11/15	Tax Distribution	0	47.77	C
11/15	Tax Distribution	0	339.16	C
11/15	Tax Distribution	0	452.78	C
11/18	Tax Distribution	0	113.83	C
11/18	Tax Distribution	0	467.48	C
11/18	Tax Distribution	0	358.14	C
11/18	Tax Distribution	0	436.73	C
11/19	Tax Distribution	0	24.01	C
11/19	Tax Distribution	0	418.87	C
11/19	Tax Distribution	0	354.29	C
11/19	Tax Distribution	0	186.03	C
11/20	Tax Distribution	0	(18.53)	C
11/20	Tax Distribution	0	5.82	C
11/20	Tax Distribution	0	266.49	C
11/20	Tax Distribution	0	342.55	C
11/20	Tax Distribution	0	101.02	C
11/21	Tax Distribution	0	129.43	C
11/21	Tax Distribution	0	171.16	C
11/21	Tax Distribution	0	157.95	C
11/21	Tax Distribution	0	17.05	C
11/22	Tax Distribution	0	80.42	C
11/22	Tax Distribution	0	231.57	C
11/22	Tax Distribution	0	166.35	C
11/25	Tax Distribution	0	142.93	C
11/25	Tax Distribution	0	423.65	C
11/25	Tax Distribution	0	52.71	C
11/26	Tax Distribution	0	(11.09)	C
11/26	Tax Distribution	0	245.44	C
11/26	Tax Distribution	0	587.97	C
11/26	Tax Distribution	0	1,896.62	C
11/26	Tax Distribution	0	219.52	C
11/27	Tax Distribution	0	571.71	C
11/27	Tax Distribution	0	186.35	C
11/27	Tax Distribution	0	755.23	C
11/27	Tax Distribution	0	97.17	C
12100.2018	2018 Personal Property Taxes			Source Code Total: 112.92
11/01	Tax Distribution	0	.65	C
11/01	Tax Distribution	0	.74	C
11/04	Tax Distribution	0	1.69	C
11/04	Tax Distribution	0	.52	C
11/05	Tax Distribution	0	.52	C



Pinal County Treasurer

Monthly Statement

Date Range: 11/1/2019 to 11/30/2019

11/05	Tax Distribution	0	3.99	C
11/05	Tax Distribution	0	6.25	C
11/06	Tax Distribution	0	33.11	C
11/06	Tax Distribution	0	1.65	C
11/06	Tax Distribution	0	.88	C
11/08	Tax Distribution	0	.30	C
11/12	Tax Distribution	0	1.49	C
11/13	Tax Distribution	0	5.96	C
11/14	Tax Distribution	0	1.04	C
11/15	Tax Distribution	0	2.23	C
11/15	Tax Distribution	0	.09	C
11/18	Tax Distribution	0	2.72	C
11/18	Tax Distribution	0	1.55	C
11/18	Tax Distribution	0	.82	C
11/20	Tax Distribution	0	2.17	C
11/20	Tax Distribution	0	2.04	C
11/21	Tax Distribution	0	35.57	C
11/25	Tax Distribution	0	2.87	C
11/26	Tax Distribution	0	.52	C
11/26	Tax Distribution	0	.61	C
11/27	Tax Distribution	0	.09	C
11/27	Tax Distribution	0	2.85	C
12100.2019 2019 Personal Property Taxes			Source Code Total: 3,570.61	
11/01	Tax Distribution	0	53.11	C
11/01	Tax Distribution	0	123.16	C
11/01	Tax Distribution	0	352.73	C
11/01	Tax Distribution	0	.27	C
11/04	Tax Distribution	0	270.52	C
11/04	Tax Distribution	0	6.86	C
11/04	Tax Distribution	0	61.19	C
11/04	Tax Distribution	0	86.25	C
11/04	Tax Distribution	0	102.15	C
11/04	Tax Distribution	0	37.19	C
11/04	Tax Distribution	0	23.62	C
11/05	Tax Distribution	0	248.59	C
11/05	Tax Distribution	0	.30	C
11/05	Tax Distribution	0	.90	C
11/05	Tax Distribution	0	10.26	C
11/05	Tax Distribution	0	82.92	C
11/06	Tax Distribution	0	11.45	C
11/06	Tax Distribution	0	16.78	C
11/06	Tax Distribution	0	60.91	C
11/06	Tax Distribution	0	55.14	C
11/06	Tax Distribution	0	12.99	C
11/07	Tax Distribution	0	113.90	C
11/07	Tax Distribution	0	23.05	C
11/07	Tax Distribution	0	7.20	C
11/07	Tax Distribution	0	42.61	C
11/07	Tax Distribution	0	1.82	C
11/08	Tax Distribution	0	11.32	C
11/08	Tax Distribution	0	20.48	C
11/08	Tax Distribution	0	3.00	C
11/12	Tax Distribution	0	17.56	C
11/12	Tax Distribution	0	114.24	C
11/12	Tax Distribution	0	23.91	C
11/13	Tax Distribution	0	20.10	C
11/13	Tax Distribution	0	186.09	C



Pinal County Treasurer

Monthly Statement

Date Range: 11/1/2019 to 11/30/2019

11/13	Tax Distribution	0	90.09	C
11/13	Tax Distribution	0	2.80	C
11/14	Tax Distribution	0	6.97	C
11/14	Tax Distribution	0	3.87	C
11/14	Tax Distribution	0	7.21	C
11/14	Tax Distribution	0	3.07	C
11/15	Tax Distribution	0	43.34	C
11/15	Tax Distribution	0	29.62	C
11/15	Tax Distribution	0	11.79	C
11/15	Tax Distribution	0	37.12	C
11/15	Tax Distribution	0	46.99	C
11/18	Tax Distribution	0	22.51	C
11/18	Tax Distribution	0	85.39	C
11/18	Tax Distribution	0	50.70	C
11/18	Tax Distribution	0	7.55	C
11/19	Tax Distribution	0	.46	C
11/19	Tax Distribution	0	78.67	C
11/19	Tax Distribution	0	32.84	C
11/19	Tax Distribution	0	37.25	C
11/20	Tax Distribution	0	.68	C
11/20	Tax Distribution	0	59.98	C
11/20	Tax Distribution	0	72.24	C
11/20	Tax Distribution	0	15.45	C
11/21	Tax Distribution	0	16.36	C
11/21	Tax Distribution	0	47.26	C
11/21	Tax Distribution	0	30.15	C
11/22	Tax Distribution	0	21.21	C
11/22	Tax Distribution	0	26.19	C
11/22	Tax Distribution	0	31.46	C
11/25	Tax Distribution	0	14.13	C
11/25	Tax Distribution	0	83.61	C
11/26	Tax Distribution	0	80.60	C
11/26	Tax Distribution	0	53.87	C
11/26	Tax Distribution	0	36.13	C
11/26	Tax Distribution	0	37.52	C
11/27	Tax Distribution	0	18.90	C
11/27	Tax Distribution	0	50.21	C
11/27	Tax Distribution	0	55.02	C
11/27	Tax Distribution	0	18.83	C
14100.0	Salt River Contribution			Source Code Total: 7,305.95
11/01	Salt River Project In Lieu	0	7,305.95	C
18200.2008	2008 Taxes Transferred			Source Code Total: .03
11/27	MATURED DEBT SVC FR 6-11642-1407	0	.03	C
18200.2009	2009 Taxes Transferred			Source Code Total: .41
11/13	MATURED DEBT SVC FR 6-11642-1407	0	.19	C
11/27	MATURED DEBT SVC FR 6-11642-1407	0	.22	C
18200.2010	2010 Taxes Transferred			Source Code Total: .65
11/05	MATURED DEBT SVC FR 6-11642-1407	0	.65	C
18200.2011	2011 Taxes Transferred			Source Code Total: 1.28
11/20	MATURED DEBT SVC FR 6-11642-1407	0	1.28	C
18200.2012	2012 Taxes Transferred			Source Code Total: .52
11/13	MATURED DEBT SVC FR 6-11642-1407	0	.52	C
18200.2013	2013 Taxes Transferred			Source Code Total: .39
11/06	MATURED DEBT SVC FR 6-11642-1407	0	.39	C
18200.2014	2014 Taxes Transferred			Source Code Total: 3.35
11/01	MATURED DEBT SVC FR 6-11642-1407	0	1.08	C
11/04	MATURED DEBT SVC FR 6-11642-1407	0	.02	C



Pinal County Treasurer

Monthly Statement

Date Range: 11/1/2019 to 11/30/2019

11/18	MATURED DEBT SVC FR 6-11642-1407	0	1.86	C
11/26	MATURED DEBT SVC FR 6-11642-1407	0	.39	C
18200.2015 2015 Taxes Transferred			Source Code Total: 8.80	
11/01	MATURED DEBT SVC FR 6-11642-1407	0	1.13	C
11/06	MATURED DEBT SVC FR 6-11642-1407	0	4.91	C
11/13	MATURED DEBT SVC FR 6-11642-1407	0	.06	C
11/15	MATURED DEBT SVC FR 6-11642-1407	0	.37	C
11/18	MATURED DEBT SVC FR 6-11642-1407	0	1.92	C
11/26	MATURED DEBT SVC FR 6-11642-1407	0	.41	C
18200.2016 2016 Taxes Transferred			Source Code Total: 14.22	
11/01	MATURED DEBT SVC FR 6-11642-1407	0	1.16	C
11/04	MATURED DEBT SVC FR 6-11642-1407	0	.22	C
11/04	MATURED DEBT SVC FR 6-11642-1407	0	1.60	C
11/06	MATURED DEBT SVC FR 6-11642-1407	0	5.05	C
11/13	MATURED DEBT SVC FR 6-11642-1407	0	3.29	C
11/18	MATURED DEBT SVC FR 6-11642-1407	0	1.97	C
11/25	MATURED DEBT SVC FR 6-11642-1407	0	.50	C
11/26	MATURED DEBT SVC FR 6-11642-1407	0	.43	C
18200.2017 2017 Taxes Transferred			Source Code Total: 20.84	
11/01	MATURED DEBT SVC FR 6-11642-1407	0	1.21	C
11/04	MATURED DEBT SVC FR 6-11642-1407	0	.51	C
11/06	MATURED DEBT SVC FR 6-11642-1407	0	5.97	C
11/06	MATURED DEBT SVC FR 6-11642-1407	0	5.48	C
11/13	MATURED DEBT SVC FR 6-11642-1407	0	3.35	C
11/18	MATURED DEBT SVC FR 6-11642-1407	0	2.07	C
11/18	MATURED DEBT SVC FR 6-11642-1407	0	1.28	C
11/25	MATURED DEBT SVC FR 6-11642-1407	0	.52	C
11/26	MATURED DEBT SVC FR 6-11642-1407	0	.45	C
21100.40 Wells Fargo Bank Investment Interest			Source Code Total: 1.13	
11/01	Investment Interest	0	1.13	C
21100.41 Wells Fargo Repo Investment Interest			Source Code Total: 58.34	
11/01	Investment Interest	0	58.34	C
21100.43 Wells Fargo Trust Investment Interest			Source Code Total: 4.96	
11/04	Investment Interest	0	4.83	C
11/20	Investment Interest	0	.13	C
21100.46 Wells Fargo Investment Investment Interest			Source Code Total: 130.38	
11/05	Investment Interest	0	21.40	C
11/06	Investment Interest	0	21.95	C
11/26	Investment Interest	0	7.65	C
11/27	Investment Interest	0	32.37	C
11/27	Investment Interest	0	47.01	C
21100.70 Vining Sparks Investment Interest			Source Code Total: 379.58	
11/06	Investment Interest	0	71.06	C
11/08	Investment Interest	0	22.76	C
11/19	Investment Interest	0	62.25	C
11/20	Investment Interest	0	66.61	C
11/25	Investment Interest	0	63.28	C
11/25	Investment Interest	0	50.42	C
11/25	Investment Interest	0	8.82	C
11/26	Investment Interest	0	34.38	C
21100.80 Stifel Nicolaus & Company Investment Interest			Source Code Total: 103.65	
11/13	Investment Interest	0	56.96	C
11/27	Investment Interest	0	46.69	C

6116421409 Super Fire & Med Debt Refunding Prin Series 2018 **Ending Balance: 526,691.80**



12/2/19  
1:46:49 PM

**Superstition Fire & Medical District**

**Balance Sheet**

As of 11/30/2019

FUND: (500) Debt Retirement Principal Fund

**Assets**

**Current Assets**

Fund Cash - Debt Retirement Principal

\$526,691.80

Total Current Assets

\$526,691.80

(F)

**Total Assets**

\$526,691.80

**Liabilities and Equity**

**Equity**

Fund Balance - Debt Retirement Principal

\$239,897.27

Current Year Profit/Loss

286,794.53

Total Equity

526,691.80

**Total Liabilities and Equity**

\$526,691.80

# Superstition Fire & Medical District Monthly Pinal County Treasurer's Bank Account Reconciliation

## 600 Debt Interest Fund

### Reconciliation References:

- A Previous month's bank ending balance / current month's bank beginning balance
  - B Interest Income
  - C Current month's property tax receipts (real and personal)
  - D Current month's SRP Contributions
  - E Current month's bank ending balance
  - F Cash Balance per G/L Balance Sheet
- \*consolidated account ending 1408 (original bond account) into 1410 (refinanced bond account)



**Superstition Fire & Medical District**  
**Debt Retirement Interest (Fund 600) Cash Reconciliation**  
**Fiscal Year 2019 - 2020**  
**11/30/2019**



	Deposits (Cash Receipts)	Cash Disbursements	Treasurer's Balance	Book Balance
Book Balance as of: 11/1/2019				\$115,008.99 <b>(A)</b>
<u>Activity During the Month</u>				
Journal Entries:				
Interest Income (Expense):	126.94			126.94 <b>(B)</b>
Cash Receipts				
2007 Real Estate Taxes				-
2008 Real Estate Taxes				-
2009 Real Estate Taxes				-
2010 Real Estate Taxes				-
2011 Real Estate Taxes				-
2012 Real Estate Taxes				-
2013 Real Estate Taxes				-
2014 Real Estate Taxes				-
2015 Real Estate Taxes				-
2016 Real Estate Taxes				-
2017 Real Estate Taxes				-
2018 Real Estate Taxes	44.21			44.21 <b>(C)</b>
2019 Real Estate Taxes	10,377.77			10,377.77
2008 Pers. Prop. Taxes	0.05			0.05
2009 Pers. Prop. Taxes	0.54			0.54
2010 Pers. Prop. Taxes	0.79			0.79
2011 Pers. Prop. Taxes	1.54			1.54
2012 Pers. Prop. Taxes	0.49			0.49
2013 Pers. Prop. Taxes	0.36			0.36
2014 Pers. Prop. Taxes	2.87			2.87
2015 Pers. Prop. Taxes	6.71			6.71
2016 Pers. Prop. Taxes	9.79			9.79
2017 Pers. Prop. Taxes	12.73			12.73
2018 Pers. Prop. Taxes	15.68			15.68
2019 Pers. Prop. Taxes	1,100.54			1,100.54 <b>(D)</b>
SRP Contributions	2,251.74			2,251.74
Deposits				
Revenue Transfer				-
Cash Disbursements				
A) Accounts Payable				-
B) Transfer In / Out				-
C) Refund Interest				-
	<u>\$13,952.75</u>	<u>0.00</u>		<u>\$128,961.74</u>
<u>Pinal County Bank Balance</u>				
Ending Bank Balance as of: 11/30/2019			Balance from YTD Column	\$ 128,961.74 <b>(E)</b>
Less: Outstanding Warrants			Check #	-
Plus: Deposits in Transit				-
				<u>\$ 128,961.74</u>
Prepared by: <u>Jeff Duke 12/2/19</u>				Balance per B/S \$ 128,961.74 <b>(F)</b>
Reviewed by: <u>Roger Wood 12/3/19</u>				Difference \$ -



Pinal County Treasurer

Monthly Statement

Date Range: 11/1/2019 to 11/30/2019

Account	Period	YTD	
<b>6116421410</b>	<b>Super Fire &amp; Med Debt Refunding Int Series 2018</b>		
Begin Balance:	(A) 115,008.99	41,798.03	
Income:	13,952.75	87,163.78	
LOC Advance:	.00	.00	
Expense:	.00	(.07)	LOC: .00
LOC Payments:	.00	.00	Warrants Outstanding: .00
Cash Balance:	(E) 128,961.74	128,961.74	End: 128,961.74

Monthly Statement Summary

Source Code	Description	MTDAmount	YTDAmount
<b>6116421410</b>	<b>Super Fire &amp; Med Debt Refunding Int Series 2018</b>	<b>Beginning Balance:</b> 115,008.99	41,798.03
11100.2018	2018 Real Estate Taxes	44.21	551.01
11100.2019	2019 Real Estate Taxes	10,377.77	76,327.68
12100.2018	2018 Personal Property Taxes	15.68	93.86
12100.2019	2019 Personal Property Taxes	1,100.54	7,104.68
14100.0	Salt River Contribution	2,251.74	2,251.74
18200.2008	2008 Taxes Transferred	.05	.05
18200.2009	2009 Taxes Transferred	.54	.54
18200.2010	2010 Taxes Transferred	.79	2.10
18200.2011	2011 Taxes Transferred	1.54	3.29
18200.2012	2012 Taxes Transferred	.49	10.07
18200.2013	2013 Taxes Transferred	.36	12.15
18200.2014	2014 Taxes Transferred	2.87	21.47
18200.2015	2015 Taxes Transferred	6.71	23.50
18200.2016	2016 Taxes Transferred	9.79	41.96
18200.2017	2017 Taxes Transferred	12.73	84.26
21100.40	Wells Fargo Bank Investment Interest	.24	2.22
21100.41	Wells Fargo Repo Investment Interest	12.45	88.54
21100.43	Wells Fargo Trust Investment Interest	1.06	5.65
21100.46	Wells Fargo Investment Investment Interest	24.73	97.29
21100.55	Multi-Bank Securities Investment Interest	.00	60.84
21100.70	Vining Sparks Investment Interest	68.45	297.61
21100.80	Stifel Nicolaus & Company Investment Interest	20.01	83.27
90400.0	Refund Interest	.00	(.07)
<b>Ending Balance:</b>		<b>128,961.74</b>	<b>128,961.74</b>

Handwritten notes: (C) \$11,574.01, (D), (B) \$126.94

Monthly Statement Detail

Date	Notes	Doc #	Amount	C/D
<b>6116421410 Super Fire &amp; Med Debt Refunding Int Series 2018</b>			<b>Beginning Balance: 115,008.99</b>	
11100.2018	2018 Real Estate Taxes		Source Code Total: 44.21	
11/01	Tax Distribution	0	1.17	C
11/01	Tax Distribution	0	1.36	C
11/01	Tax Distribution	0	.02	C
11/04	Tax Distribution	0	2.06	C
11/04	Tax Distribution	0	2.15	C
11/04	Tax Distribution	0	1.10	C
11/05	Tax Distribution	0	4.14	C
11/06	Tax Distribution	0	4.98	C
11/06	Tax Distribution	0	3.26	C
11/06	Tax Distribution	0	1.85	C
11/07	Tax Distribution	0	.04	C



Pinal County Treasurer

Monthly Statement

Date Range: 11/1/2019 to 11/30/2019

11/08	Tax Distribution	0	1.09	C
11/08	Tax Distribution	0	.02	C
11/12	Tax Distribution	0	.55	C
11/13	Tax Distribution	0	.02	C
11/14	Tax Distribution	0	1.06	C
11/15	Tax Distribution	0	1.42	C
11/15	Tax Distribution	0	.26	C
11/15	Tax Distribution	0	.22	C
11/18	Tax Distribution	0	.34	C
11/19	Tax Distribution	0	1.93	C
11/19	Tax Distribution	0	.02	C
11/19	Tax Distribution	0	1.78	C
11/20	Tax Distribution	0	.30	C
11/20	Tax Distribution	0	.71	C
11/21	Tax Distribution	0	1.29	C
11/22	Tax Distribution	0	2.25	C
11/25	Tax Distribution	0	.33	C
11/25	Tax Distribution	0	1.90	C
11/26	Tax Distribution	0	.78	C
11/26	Tax Distribution	0	.06	C
11/27	Tax Distribution	0	2.29	C
11/27	Tax Distribution	0	.37	C
11/27	Tax Distribution	0	3.09	C
11100.2019 2019 Real Estate Taxes			Source Code Total: 10,377.77	
11/01	Tax Distribution	0	17.68	C
11/01	Tax Distribution	0	116.32	C
11/01	Tax Distribution	0	297.86	C
11/01	Tax Distribution	0	243.00	C
11/01	Tax Distribution	0	160.01	C
11/01	Tax Distribution	0	40.27	C
11/04	Tax Distribution	0	1,393.26	C
11/04	Tax Distribution	0	(2.02)	C
11/04	Tax Distribution	0	21.14	C
11/04	Tax Distribution	0	811.66	C
11/04	Tax Distribution	0	233.04	C
11/04	Tax Distribution	0	244.72	C
11/04	Tax Distribution	0	63.47	C
11/04	Tax Distribution	0	53.69	C
11/05	Tax Distribution	0	573.31	C
11/05	Tax Distribution	0	356.90	C
11/05	Tax Distribution	0	42.46	C
11/05	Tax Distribution	0	264.47	C
11/05	Tax Distribution	0	10.70	C
11/06	Tax Distribution	0	(3.88)	C
11/06	Tax Distribution	0	37.43	C
11/06	Tax Distribution	0	68.96	C
11/06	Tax Distribution	0	147.02	C
11/06	Tax Distribution	0	394.16	C
11/06	Tax Distribution	0	7.82	C
11/07	Tax Distribution	0	93.77	C
11/07	Tax Distribution	0	39.78	C
11/07	Tax Distribution	0	19.90	C
11/07	Tax Distribution	0	42.49	C
11/07	Tax Distribution	0	14.88	C
11/08	Tax Distribution	0	48.16	C
11/08	Tax Distribution	0	88.33	C
11/08	Tax Distribution	0	6.83	C



Pinal County Treasurer

Monthly Statement

Date Range: 11/1/2019 to 11/30/2019

11/12	Tax Distribution	0	(5.81)	C
11/12	Tax Distribution	0	68.16	C
11/12	Tax Distribution	0	121.59	C
11/12	Tax Distribution	0	31.52	C
11/13	Tax Distribution	0	7.28	C
11/13	Tax Distribution	0	619.65	C
11/13	Tax Distribution	0	92.39	C
11/13	Tax Distribution	0	4.86	C
11/14	Tax Distribution	0	(11.44)	C
11/14	Tax Distribution	0	66.15	C
11/14	Tax Distribution	0	92.46	C
11/14	Tax Distribution	0	(2.69)	C
11/14	Tax Distribution	0	40.12	C
11/14	Tax Distribution	0	54.79	C
11/15	Tax Distribution	0	89.40	C
11/15	Tax Distribution	0	73.88	C
11/15	Tax Distribution	0	14.72	C
11/15	Tax Distribution	0	104.53	C
11/15	Tax Distribution	0	139.56	C
11/18	Tax Distribution	0	35.08	C
11/18	Tax Distribution	0	144.09	C
11/18	Tax Distribution	0	110.39	C
11/18	Tax Distribution	0	134.61	C
11/19	Tax Distribution	0	7.40	C
11/19	Tax Distribution	0	129.09	C
11/19	Tax Distribution	0	109.18	C
11/19	Tax Distribution	0	57.33	C
11/20	Tax Distribution	0	(5.71)	C
11/20	Tax Distribution	0	1.80	C
11/20	Tax Distribution	0	82.12	C
11/20	Tax Distribution	0	105.60	C
11/20	Tax Distribution	0	31.14	C
11/21	Tax Distribution	0	39.90	C
11/21	Tax Distribution	0	52.75	C
11/21	Tax Distribution	0	48.68	C
11/21	Tax Distribution	0	5.25	C
11/22	Tax Distribution	0	24.78	C
11/22	Tax Distribution	0	71.37	C
11/22	Tax Distribution	0	51.26	C
11/25	Tax Distribution	0	44.05	C
11/25	Tax Distribution	0	130.64	C
11/25	Tax Distribution	0	16.24	C
11/26	Tax Distribution	0	(3.42)	C
11/26	Tax Distribution	0	75.65	C
11/26	Tax Distribution	0	181.19	C
11/26	Tax Distribution	0	584.58	C
11/26	Tax Distribution	0	67.68	C
11/27	Tax Distribution	0	176.22	C
11/27	Tax Distribution	0	57.41	C
11/27	Tax Distribution	0	232.75	C
11/27	Tax Distribution	0	29.96	C
12100, 2018	2018 Personal Property Taxes		Source Code Total: 15.68	
11/01	Tax Distribution	0	.09	C
11/01	Tax Distribution	0	.10	C
11/04	Tax Distribution	0	.23	C
11/04	Tax Distribution	0	.07	C
11/05	Tax Distribution	0	.07	C



Pinal County Treasurer

Monthly Statement

Date Range: 11/1/2019 to 11/30/2019

11/05	Tax Distribution	0	.56	C
11/05	Tax Distribution	0	.87	C
11/06	Tax Distribution	0	4.61	C
11/06	Tax Distribution	0	.22	C
11/06	Tax Distribution	0	.12	C
11/08	Tax Distribution	0	.04	C
11/12	Tax Distribution	0	.21	C
11/13	Tax Distribution	0	.83	C
11/14	Tax Distribution	0	.14	C
11/15	Tax Distribution	0	.31	C
11/15	Tax Distribution	0	.01	C
11/18	Tax Distribution	0	.38	C
11/18	Tax Distribution	0	.21	C
11/18	Tax Distribution	0	.11	C
11/20	Tax Distribution	0	.30	C
11/20	Tax Distribution	0	.28	C
11/21	Tax Distribution	0	4.96	C
11/25	Tax Distribution	0	.40	C
11/26	Tax Distribution	0	.07	C
11/26	Tax Distribution	0	.08	C
11/27	Tax Distribution	0	.01	C
11/27	Tax Distribution	0	.40	C
12100.2019 2019 Personal Property Taxes			Source Code Total: 1,100.54	
11/01	Tax Distribution	0	16.38	C
11/01	Tax Distribution	0	37.95	C
11/01	Tax Distribution	0	108.73	C
11/01	Tax Distribution	0	.08	C
11/04	Tax Distribution	0	83.38	C
11/04	Tax Distribution	0	2.13	C
11/04	Tax Distribution	0	18.90	C
11/04	Tax Distribution	0	26.61	C
11/04	Tax Distribution	0	31.48	C
11/04	Tax Distribution	0	11.45	C
11/04	Tax Distribution	0	7.28	C
11/05	Tax Distribution	0	76.59	C
11/05	Tax Distribution	0	.09	C
11/05	Tax Distribution	0	.27	C
11/05	Tax Distribution	0	3.16	C
11/05	Tax Distribution	0	25.56	C
11/06	Tax Distribution	0	3.52	C
11/06	Tax Distribution	0	5.18	C
11/06	Tax Distribution	0	18.79	C
11/06	Tax Distribution	0	17.00	C
11/06	Tax Distribution	0	4.00	C
11/07	Tax Distribution	0	35.08	C
11/07	Tax Distribution	0	7.11	C
11/07	Tax Distribution	0	2.22	C
11/07	Tax Distribution	0	13.15	C
11/07	Tax Distribution	0	.56	C
11/08	Tax Distribution	0	3.48	C
11/08	Tax Distribution	0	6.30	C
11/08	Tax Distribution	0	.92	C
11/12	Tax Distribution	0	5.41	C
11/12	Tax Distribution	0	35.22	C
11/12	Tax Distribution	0	7.38	C
11/13	Tax Distribution	0	6.19	C
11/13	Tax Distribution	0	57.33	C



Pinal County Treasurer

Monthly Statement

Date Range: 11/1/2019 to 11/30/2019

11/13	Tax Distribution	0	27.79	C
11/13	Tax Distribution	0	.86	C
11/14	Tax Distribution	0	2.15	C
11/14	Tax Distribution	0	1.20	C
11/14	Tax Distribution	0	2.22	C
11/14	Tax Distribution	0	.95	C
11/15	Tax Distribution	0	13.37	C
11/15	Tax Distribution	0	9.12	C
11/15	Tax Distribution	0	3.63	C
11/15	Tax Distribution	0	11.43	C
11/15	Tax Distribution	0	14.48	C
11/18	Tax Distribution	0	6.92	C
11/18	Tax Distribution	0	26.30	C
11/18	Tax Distribution	0	15.62	C
11/18	Tax Distribution	0	2.34	C
11/19	Tax Distribution	0	.14	C
11/19	Tax Distribution	0	24.25	C
11/19	Tax Distribution	0	10.11	C
11/19	Tax Distribution	0	11.49	C
11/20	Tax Distribution	0	.21	C
11/20	Tax Distribution	0	18.49	C
11/20	Tax Distribution	0	22.27	C
11/20	Tax Distribution	0	4.77	C
11/21	Tax Distribution	0	5.03	C
11/21	Tax Distribution	0	14.57	C
11/21	Tax Distribution	0	9.28	C
11/22	Tax Distribution	0	6.55	C
11/22	Tax Distribution	0	8.08	C
11/22	Tax Distribution	0	9.70	C
11/25	Tax Distribution	0	4.35	C
11/25	Tax Distribution	0	25.78	C
11/26	Tax Distribution	0	24.84	C
11/26	Tax Distribution	0	16.62	C
11/26	Tax Distribution	0	11.14	C
11/26	Tax Distribution	0	11.56	C
11/27	Tax Distribution	0	5.83	C
11/27	Tax Distribution	0	15.47	C
11/27	Tax Distribution	0	16.94	C
11/27	Tax Distribution	0	5.81	C
14100.0	Salt River Contribution			Source Code Total: 2,251.74
11/01	Salt River Project In Lieu	0	2,251.74	C
18200.2008	2008 Taxes Transferred			Source Code Total: .05
11/27	MATURED DEBT SVC FR 6-11642-1408	0	.05	C
18200.2009	2009 Taxes Transferred			Source Code Total: .54
11/13	MATURED DEBT SVC FR 6-11642-1408	0	.25	C
11/27	MATURED DEBT SVC FR 6-11642-1408	0	.29	C
18200.2010	2010 Taxes Transferred			Source Code Total: .79
11/05	MATURED DEBT SVC FR 6-11642-1408	0	.79	C
18200.2011	2011 Taxes Transferred			Source Code Total: 1.54
11/20	MATURED DEBT SVC FR 6-11642-1408	0	1.54	C
18200.2012	2012 Taxes Transferred			Source Code Total: .49
11/13	MATURED DEBT SVC FR 6-11642-1408	0	.49	C
18200.2013	2013 Taxes Transferred			Source Code Total: .36
11/06	MATURED DEBT SVC FR 6-11642-1408	0	.36	C
18200.2014	2014 Taxes Transferred			Source Code Total: 2.87
11/01	MATURED DEBT SVC FR 6-11642-1408	0	.93	C
11/04	MATURED DEBT SVC FR 6-11642-1408	0	.02	C





Pinal County Treasurer

Monthly Statement

Date Range: 11/1/2019 to 11/30/2019

11/18	MATURED DEBT SVC FR 6-11642-1408	0	1.59	C
11/26	MATURED DEBT SVC FR 6-11642-1408	0	.33	C
18200.2015 2015 Taxes Transferred			Source Code Total: 6.71	
11/01	MATURED DEBT SVC FR 6-11642-1408	0	.86	C
11/06	MATURED DEBT SVC FR 6-11642-1408	0	3.75	C
11/13	MATURED DEBT SVC FR 6-11642-1408	0	.04	C
11/15	MATURED DEBT SVC FR 6-11642-1408	0	.28	C
11/18	MATURED DEBT SVC FR 6-11642-1408	0	1.47	C
11/26	MATURED DEBT SVC FR 6-11642-1408	0	.31	C
18200.2016 2016 Taxes Transferred			Source Code Total: 9.79	
11/01	MATURED DEBT SVC FR 6-11642-1408	0	.80	C
11/04	MATURED DEBT SVC FR 6-11642-1408	0	.15	C
11/04	MATURED DEBT SVC FR 6-11642-1408	0	1.09	C
11/06	MATURED DEBT SVC FR 6-11642-1408	0	3.48	C
11/13	MATURED DEBT SVC FR 6-11642-1408	0	2.27	C
11/18	MATURED DEBT SVC FR 6-11642-1408	0	1.36	C
11/25	MATURED DEBT SVC FR 6-11642-1408	0	.34	C
11/26	MATURED DEBT SVC FR 6-11642-1408	0	.30	C
18200.2017 2017 Taxes Transferred			Source Code Total: 12.73	
11/01	MATURED DEBT SVC FR 6-11642-1408	0	.74	C
11/04	MATURED DEBT SVC FR 6-11642-1408	0	.31	C
11/06	MATURED DEBT SVC FR 6-11642-1408	0	3.35	C
11/06	MATURED DEBT SVC FR 6-11642-1408	0	3.65	C
11/13	MATURED DEBT SVC FR 6-11642-1408	0	2.05	C
11/18	MATURED DEBT SVC FR 6-11642-1408	0	1.26	C
11/18	MATURED DEBT SVC FR 6-11642-1408	0	.78	C
11/25	MATURED DEBT SVC FR 6-11642-1408	0	.32	C
11/26	MATURED DEBT SVC FR 6-11642-1408	0	.27	C
21100.40 Wells Fargo Bank Investment Interest			Source Code Total: .24	
11/01	Investment Interest	0	.24	C
21100.41 Wells Fargo Repo Investment Interest			Source Code Total: 12.45	
11/01	Investment Interest	0	12.45	C
21100.43 Wells Fargo Trust Investment Interest			Source Code Total: 1.06	
11/04	Investment Interest	0	1.03	C
11/20	Investment Interest	0	.03	C
21100.46 Wells Fargo Investment Investment Interest			Source Code Total: 24.73	
11/05	Investment Interest	0	4.21	C
11/06	Investment Interest	0	4.34	C
11/26	Investment Interest	0	1.41	C
11/27	Investment Interest	0	6.00	C
11/27	Investment Interest	0	8.77	C
21100.70 Vining Sparks Investment Interest			Source Code Total: 68.45	
11/06	Investment Interest	0	12.07	C
11/08	Investment Interest	0	4.55	C
11/19	Investment Interest	0	11.15	C
11/20	Investment Interest	0	11.98	C
11/25	Investment Interest	0	11.53	C
11/25	Investment Interest	0	9.22	C
11/25	Investment Interest	0	1.61	C
11/26	Investment Interest	0	6.34	C
21100.80 Stifel Nicolaus & Company Investment Interest			Source Code Total: 20.01	
11/13	Investment Interest	0	11.36	C
11/27	Investment Interest	0	8.65	C

6116421410 Super Fire & Med Debt Refunding Int Series 2018 **Ending Balance: 128,961.74**

12/2/19  
1:46:39 PM

**Superstition Fire & Medical District**  
**Balance Sheet**  
As of 11/30/2019  
FUND: (600) Debt Retirement Interest Fund

**Assets**

**Current Assets**

Fund Cash - Debt Retirement Interest  
Total Current Assets

\$128,961.74

\$128,961.74

(F)

**Total Assets**

\$128,961.74

**Liabilities and Equity**

**Equity**

Fund Balance - Debt Retirement Interest  
Current Year Profit/Loss  
Total Equity

\$41,798.03

87,163.71

128,961.74

**Total Liabilities and Equity**

\$128,961.74