



Superstition Fire & Medical District Balance Sheet - All Governmental Funds

For Fiscal: 2019-2020 Period Ending: 09/30/19

| | 100 | 150 | 200 | 400 | 500 | 600 | |
|---|----------------------|-----------------------|------------------------|---------------------|----------------------|---------------------|------------------------|
| | General | Transport | Capital Projects | Special Revenue | Debt Principal | Debt Interest | Total |
| Current Assets | | | | | | | |
| 10100 - FUND CASH | 2,312,590.67 | 607,863.81 | - | - | - | - | 2,920,454.48 |
| 10150 - PAYROLL ACCOUNT | (2,691,961.56) | (384,054.08) | - | - | - | - | (3,076,015.64) |
| 10200 - FUND CASH - CAPITAL PROJECTS | - | - | 628,688.84 | - | - | - | 628,688.84 |
| 10400 - FUND CASH - SPECIAL REVENUE FUND | - | - | - | 47,453.49 | - | - | 47,453.49 |
| 10500 - FUND CASH - DEBT RETIREMENT PRINCIPAL | - | - | - | - | 279,753.75 | - | 279,753.75 |
| 10600 - FUND CASH - DEBT RETIREMENT INTEREST | - | - | - | - | - | 53,155.48 | 53,155.48 |
| 11000 - PETTY CASH - ACCOUNTING | 100.00 | - | - | - | - | - | 100.00 |
| CASH SUBTOTAL | (379,270.89) | 223,809.73 | 628,688.84 | 47,453.49 | 279,753.75 | 53,155.48 | 853,590.40 |
| 13000 - ACCOUNTS RECEIVABLE | - | - | - | - | - | - | - |
| 13500 - PROPERTY TAXES RECEIVABLE | - | - | - | - | - | - | - |
| 15000 - DUE FROM OTHER FUNDS | 1,291,051.52 | - | 1,300,295.36 | - | - | - | 2,591,346.88 |
| 15500 - DEPOSIT | - | - | - | - | - | - | - |
| 16000 - PREPAID ITEMS | - | - | - | - | - | - | - |
| Total Assets: | \$ 911,780.63 | \$ 223,809.73 | \$ 1,928,984.20 | \$ 47,453.49 | \$ 279,753.75 | \$ 53,155.48 | \$ 3,444,937.28 |
| Current Liabilities | | | | | | | |
| 21050 - ACCOUNTS PAYABLE | (124.50) | - | - | - | - | - | (124.50) |
| 21250 - SALES TAX PAYABLE | 117.41 | 5.60 | - | - | - | - | 123.01 |
| 21300 - FEDERAL INCOME WITHHOLDING | - | - | - | - | - | - | - |
| 21400 - SOCIAL SECURITY WITHHOLDING | - | - | - | - | - | - | - |
| 21450 - MEDICARE WITHHOLDING | - | - | - | - | - | - | - |
| 21500 - STATE INCOME TAX WITHHOLDING | - | - | - | - | - | - | - |
| 21660 - HEALTH SAVINGS ACCOUNT | - | - | - | - | - | - | - |
| 21665 - HSA FEES (DUE 3RD PARTY) | - | - | - | - | - | - | - |
| 21700 - PUBLIC SAFETY RETIREMENT | - | - | - | - | - | - | - |
| 21725 - CIVILIAN EMPLOYEE RETIREMENT | - | - | - | - | - | - | - |
| 21800 - PRE-TAX 457 PLAN | - | - | - | - | - | - | - |
| 21925 - VOLUNTARY EMPLOYEE BENEFICIARY ASSOC | - | - | - | - | - | - | - |
| 22200 - DISABILITY INS - VOLUNTARY LONG TERM | (2,768.60) | (461.19) | - | - | - | - | (3,229.79) |
| 22300 - LIFE INS - VOLUNTARY SUPPLEMENTAL | (2,283.85) | (229.62) | - | - | - | - | (2,513.47) |
| 24000 - AFLAC | - | - | - | - | - | - | - |
| 25000 - DUE TO OTHER FUNDS | - | 2,591,346.88 | - | - | - | - | 2,591,346.88 |
| 26000 - DEFERRED REVENUE | - | - | - | - | - | - | - |
| 26550 - ACCRUED PAYROLL & RELATED BENEFITS | - | - | - | - | - | - | - |
| Total Liabilities: | (5,059.54) | 2,590,661.67 | - | - | - | - | 2,585,602.13 |
| Equity | | | | | | | |
| 31000 - FUND BALANCE | 2,948,224.26 | (2,427,130.75) | 2,013,838.92 | 48,437.86 | 239,897.27 | 41,798.03 | 2,865,065.59 |
| Beginning Equity: | 2,948,224.26 | (2,427,130.75) | 2,013,838.92 | 48,437.86 | 239,897.27 | 41,798.03 | 2,865,065.59 |
| CURRENT YEAR PROFIT / LOSS | (2,031,384.09) | 60,278.81 | (84,854.72) | (984.37) | 39,856.48 | 11,357.45 | (2,005,730.44) |
| Total Current Liabilities and Equity: | \$ 911,780.63 | \$ 223,809.73 | \$ 1,928,984.20 | \$ 47,453.49 | \$ 279,753.75 | \$ 53,155.48 | \$ 3,444,937.28 |



Superstition Fire & Medical District

Cash Flow - All Governmental Funds

September 30, 2019

| Month | Status | Beginning | | | Variance | Ending |
|-----------|-----------|--------------|--------------|--------------|----------------|--------------|
| | | Cash Balance | Revenues | Expenditures | | Cash Balance |
| July | Actual | \$ 2,865,066 | \$ 445,637 | \$ 1,320,399 | \$ (874,762) | \$ 1,990,303 |
| August | Actual | \$ 1,990,303 | \$ 448,778 | \$ 1,396,057 | \$ (947,280) | \$ 1,043,024 |
| September | Actual | \$ 1,043,024 | \$ 1,248,107 | \$ 1,437,541 | \$ (189,433) | \$ 853,590 |
| October | Projected | \$ 853,590 | \$ 5,855,946 | \$ 1,437,961 | \$ 4,417,985 | \$ 5,271,575 |
| November | Projected | \$ 5,271,575 | \$ 1,599,641 | \$ 1,925,824 | \$ (326,183) | \$ 4,945,392 |
| December | Projected | \$ 4,945,392 | \$ 1,773,312 | \$ 1,385,819 | \$ 387,493 | \$ 5,332,886 |
| January | Projected | \$ 5,332,886 | \$ 1,046,852 | \$ 1,576,610 | \$ (529,758) | \$ 4,803,127 |
| February | Projected | \$ 4,803,127 | \$ 861,896 | \$ 1,464,814 | \$ (602,918) | \$ 4,200,210 |
| March | Projected | \$ 4,200,210 | \$ 915,153 | \$ 1,588,434 | \$ (673,281) | \$ 3,526,928 |
| April | Projected | \$ 3,526,928 | \$ 3,402,126 | \$ 1,256,089 | \$ 2,146,037 | \$ 5,672,965 |
| May | Projected | \$ 5,672,965 | \$ 1,539,272 | \$ 2,096,782 | \$ (557,510) | \$ 5,115,455 |
| June | Projected | \$ 5,115,455 | \$ 403,067 | \$ 2,101,955 | \$ (1,698,888) | \$ 3,416,568 |

Per Arizona Revised Statute (ARS) §48-807(O), the District must produce a Cash Flow Projection Report each fiscal year. This was a new requirement effective September 13, 2013.

The Cash Flow report consists of the combined cash balances of all District Funds. These balances includes the General (100) Fund, Rescue Transport (150), Capital Projects (200) Fund, Bond Proceeds (300) Fund, Special Revenue (400) Fund, CCU Grant (450) Fund, Debt Principal (500) Fund, and Debt Interest (600) Fund.

The first half of the fiscal year's property taxes is due between October 1 and November 1, and the second half is due between March 1 and May 1. Consequently, during the early months of the fiscal year, Capital Projects fund may be utilized to off-set low revenue collections period, but are returned to the Capital Fund when revenue flows increase.

The Cash Flow Projection Report is to be updated monthly with the actual revenues deposited into and expenditures disbursed from the District' cash accounts. It is important to note that the revenues and expenditures are reported here on a Cash Basis.

This report is generated to demonstrate that the Fire District maintains sufficient cash available to satisfy the projected expenditures budgeted over the course of the fiscal year. Close attention should be paid to the Ending Cash Balance columns of this report.

The projections above were derived from an analysis of the District's actual revenues and expenditures for the past three fiscal years and the current year's approved budget. They are to be used as a guide in financial planning. For more detailed information regarding revenues, expenditures, and cash accounts, please refer to the District's Monthly Financial Statements, Warrants Register, and Bank Statements.



Superstition Fire & Medical District

Income Statement Summary

For Fiscal: 2019-2020 Period Ending: 09/30/19

| | Original Total Budget | Current Month Actual | YTD Actual Activity | Forecasted Remaining Budget | % Budget Remaining |
|---|--------------------------|-------------------------|--------------------------|--------------------------------|-----------------------|
| Fund: 100 - GENERAL | | | | | |
| Revenues | | | | | |
| DIRECT TAXES | 13,588,758.00 | 874,329.25 | 1,091,892.38 | 12,496,865.62 | 92.0% |
| OTHER TAXES | 487,023.00 | 9,375.20 | 28,119.11 | 458,903.89 | 94.2% |
| CHARGES FOR SERVICES | 646,444.00 | 5,640.84 | 174,008.90 | 472,435.10 | 73.1% |
| COMMUNITY HEALTH SERVICES | 3,000.00 | 1,006.45 | 1,027.45 | 1,972.55 | 65.8% |
| OTHER INCOME | 40,000.00 | 2,090.81 | 13,233.88 | 26,766.12 | 66.9% |
| INTERGOVERNMENTAL INCOME | 4,000.00 | 200.00 | 400.00 | 3,600.00 | 90.0% |
| OTHER FINANCING SOURCES (USES) | - | - | - | - | 0.0% |
| Revenue Total: | \$ 14,769,225.00 | \$ 892,642.55 | \$ 1,308,681.72 | \$ 13,460,543.28 | 91.1% |
| Expenditures | | | | | |
| ADMINISTRATIVE SERVICES | 5,818,695.00 | 449,462.83 | 1,462,620.67 | 4,356,074.33 | 74.9% |
| FINANCIAL SERVICES / RESERVES | 1,816,695.89 | 280.61 | 384.61 | 1,816,311.28 | 100.0% |
| TRAINING SERVICES | 47,835.00 | 1,804.00 | 6,110.32 | 41,724.68 | 87.2% |
| TECHNICAL SERVICES | 615,372.00 | 38,621.79 | 109,613.42 | 505,758.58 | 82.2% |
| COMMUNICATION SERVICES | 207,868.00 | 8,353.20 | 20,592.73 | 187,275.27 | 90.1% |
| EMERGENCY SERVICES | 7,844,727.00 | 557,468.62 | 1,701,926.26 | 6,142,800.74 | 78.3% |
| COMMUNITY SERVICES | 112,883.00 | 8,052.16 | 24,947.16 | 87,935.84 | 77.9% |
| Expenditures Total: | 16,464,075.89 | 1,064,043.21 | 3,326,195.17 | 13,137,880.72 | 79.8% |
| Net Financial Sources (Uses) | \$ (1,694,850.89) | \$ (171,400.66) | \$ (2,017,513.45) | \$ 322,662.56 | |
| Beginning Unrestricted Fund Balance July 1, 2019 | 1,694,850.89 | | | | |



Superstition Fire & Medical District

Expenditures - Summary

For Fiscal: 2019-2020 Period Ending: 09/30/19

| | Original Total Budget | Current Month Actual | YTD Actual Activity | Forecasted Remaining Budget | % Budget Remaining |
|--|--------------------------|-------------------------|------------------------|--------------------------------|-----------------------|
| Fund: 100 - GENERAL OPERATING | | | | | |
| DIVISION 10: ADMINISTRATIVE SERVICES | | | | | |
| Compensation & Benefits | | | | | |
| Compensation | 627,348.00 | 48,253.03 | 145,175.24 | 482,172.76 | 76.9% |
| Employer Provided Benefits | 3,933,378.00 | 298,279.28 | 1,003,288.26 | 2,930,089.74 | 74.5% |
| Operating Expenditures | | | | | |
| Equipment & Machinery | - | - | - | - | 0.0% |
| Parts & Supplies | 457,455.00 | 50,129.62 | 103,565.58 | 353,889.42 | 77.4% |
| Facility Services | 245,686.00 | 19,213.03 | 47,418.80 | 198,267.20 | 80.7% |
| Operating Services | 114,024.00 | 8,038.74 | 26,325.62 | 87,698.38 | 76.9% |
| Professional Services | 440,804.00 | 25,549.13 | 136,847.17 | 303,956.83 | 69.0% |
| Financial Services | 1,816,695.89 | 280.61 | 384.61 | 1,816,311.28 | 100.0% |
| Training Services | 47,835.00 | 1,804.00 | 6,110.32 | 41,724.68 | 87.2% |
| TOTAL ADMINISTRATIVE SERVICES | 7,683,225.89 | 451,547.44 | 1,469,115.60 | 6,214,110.29 | 80.9% |
| DIVISION 20: TECHNICAL SERVICES | | | | | |
| Compensation | 312,652.00 | 19,287.92 | 59,370.39 | 253,281.61 | 81.0% |
| Operating Expenditures | | | | | |
| Equipment & Machinery | 3,200.00 | - | 1,878.60 | 1,321.40 | 41.3% |
| Operating Supplies | 169,715.00 | 11,447.24 | 26,450.45 | 143,264.55 | 84.4% |
| Parts & Supplies | 105,255.00 | 8,048.13 | 17,119.80 | 88,135.20 | 83.7% |
| Professional Services | 16,550.00 | (161.50) | 3,824.90 | 12,725.10 | 76.9% |
| Training Services | 8,000.00 | - | 969.28 | 7,030.72 | 87.9% |
| TOTAL TECHNICAL SERVICES | 615,372.00 | 38,621.79 | 109,613.42 | 505,758.58 | 82.2% |
| DIVISION 30: COMMUNICATIONS SERVICES | | | | | |
| Operating Expenditures | | | | | |
| Parts & Supplies | 1,650.00 | - | - | 1,650.00 | 100.0% |
| Facility Services | 6,000.00 | 371.33 | 1,113.99 | 4,886.01 | 81.4% |
| Operating Services | 73,948.00 | 7,981.87 | 10,536.62 | 63,411.38 | 85.8% |
| Professional Services | 126,270.00 | - | 8,942.12 | 117,327.88 | 92.9% |
| TOTAL COMMUNICATION SERVICES | 207,868.00 | 8,353.20 | 20,592.73 | 187,275.27 | 90.1% |
| DIVISION 40: EMERGENCY SERVICES | | | | | |
| Compensation | 7,579,839.00 | 548,961.25 | 1,664,572.19 | 5,915,266.81 | 78.0% |
| Operating Expenditures | | | | | |
| Equipment & Machinery | 21,833.00 | - | - | 21,833.00 | 100.0% |
| Operating Supplies | 94,850.00 | 7,589.37 | 13,789.89 | 81,060.11 | 85.5% |
| Parts & Supplies | 52,985.00 | - | 259.21 | 52,725.79 | 99.5% |
| Operating Services | 13,000.00 | - | 805.75 | 12,194.25 | 93.8% |
| Professional Services | 61,187.00 | 573.50 | 15,394.72 | 45,792.28 | 74.8% |
| Training Services | 21,033.00 | 344.50 | 7,104.50 | 13,928.50 | 66.2% |
| TOTAL EMERGENCY SERVICES | 7,844,727.00 | 557,468.62 | 1,701,926.26 | 6,142,800.74 | 78.3% |
| DIVISION 50: COMMUNITY SERVICES / FIRE PREVENTION | | | | | |
| Compensation | 86,843.00 | 6,680.26 | 19,813.98 | 67,029.02 | 77.2% |
| Operating Expenditures | | | | | |
| Operating Supplies | 2,000.00 | 704.56 | 894.64 | 1,105.36 | 55.3% |
| Parts & Supplies | 3,000.00 | 146.42 | 146.42 | 2,853.58 | 95.1% |
| Operating Services | 2,000.00 | 100.00 | 100.00 | 1,900.00 | 95.0% |
| Professional Services | 13,800.00 | - | 2,000.00 | 11,800.00 | 85.5% |
| Training Services | 5,240.00 | 420.92 | 1,992.12 | 3,247.88 | 62.0% |
| TOTAL COMMUNITY SERVICES / FIRE PREVENTION | 112,883.00 | 8,052.16 | 24,947.16 | 87,935.84 | 77.9% |
| GRAND TOTAL GENERAL FUND | \$ 16,464,075.89 | \$ 1,064,043.21 | \$ 3,326,195.17 | \$ 13,137,880.72 | 79.8% |



Superstition Fire & Medical District Income Statement - Detail

For Fiscal: 2019-2020 Period Ending: 09/30/19

| | | Original Total Budget | Current Month Actual | YTD Actual Activity | Forecasted Remaining Budget | % Budget Remaining |
|---------------------------------------|---------------------------------------|--------------------------|-------------------------|------------------------|--------------------------------|-----------------------|
| Revenue | | | | | | |
| Direct Taxes | | | | | | |
| 100-10-41000-10 | REAL & SECURED PROPERTY TAXES | 12,207,629.00 | 727,970.32 | 778,174.77 | 11,429,454.23 | 93.6% |
| 100-10-41050-10 | UNSECURED PERS PROPERTY TAXES | 992,035.00 | 127,930.79 | 136,089.15 | 855,945.85 | 86.3% |
| 100-10-41075-10 | REFUNDED TAXES | (25,000.00) | (331.87) | (331.87) | (24,668.13) | 98.7% |
| 100-10-41080-10 | MARICOPA COUNTY PROPERTY TAXES | 14,094.00 | 53.10 | 514.79 | 13,579.21 | 96.3% |
| 100-10-41100-10 | FIRE DISTRICT ASSISTANCE TAX | 400,000.00 | 18,706.91 | 177,445.54 | 222,554.46 | 55.6% |
| | Subtotal | 13,588,758.00 | 874,329.25 | 1,091,892.38 | 12,496,865.62 | 92.0% |
| Other Taxes | | | | | | |
| 100-10-41200-10 | SRP CONTRIBUTIONS | 367,023.00 | - | - | 367,023.00 | 100.0% |
| 100-10-41300-10 | INSURANCE PREMIUM TAX | 120,000.00 | 9,375.20 | 28,119.11 | 91,880.89 | 76.6% |
| | Total Tax Revenue | 14,075,781.00 | 883,704.45 | 1,120,011.49 | 12,955,769.51 | 92.0% |
| Charges for Services | | | | | | |
| 100-10-42025-41 | RTC COST RECOVERY | 40,000.00 | (2,034.00) | 22,779.00 | 17,221.00 | 43.1% |
| 100-10-42050-41 | OTHER EMS PAYMENTS | 7,444.00 | - | - | 7,444.00 | 100.0% |
| 100-10-42075-41 | EMS CONTRACTS | 53,000.00 | - | - | 53,000.00 | 100.0% |
| 100-10-42078-12 | FIRE CONTRACTS | 5,000.00 | - | - | 5,000.00 | 100.0% |
| 100-10-42200-41 | MISCELLANEOUS CONTRACTS | 7,090.00 | 793.89 | 2,194.35 | 4,805.65 | 68.7% |
| 100-10-42500-50 | SELF INSPECTION FEES | 3,000.00 | 320.00 | 1,400.00 | 1,600.00 | 53.3% |
| 100-10-42600-15 | COPIES (FIRE REPORTS, ETC.) | 1,000.00 | 100.00 | 320.00 | 680.00 | 68.0% |
| 100-10-42700-50 | PERMITS | 14,000.00 | 1,100.00 | 3,850.00 | 10,150.00 | 72.5% |
| 100-10-43100-12 | STATE LAND FIRE PAYMENTS | 450,000.00 | 3,913.88 | 129,521.35 | 320,478.65 | 71.2% |
| 100-10-43200-20 | OUTSIDE FLEET MAINTENANCE | 66,000.00 | 1,447.07 | 13,944.20 | 52,055.80 | 78.9% |
| 100-10-43300-50 | INTERGOVERNMENTAL - PLAN REVIEW FEES | 4,000.00 | 200.00 | 400.00 | 3,600.00 | 90.0% |
| | Total Charges for Services | 650,444.00 | 5,840.84 | 174,408.90 | 476,035.10 | 73.2% |
| Community Health Services | | | | | | |
| 100-10-43500-41 | CPR / FIRST AID CLASSES | 3,000.00 | 1,006.45 | 1,027.45 | 1,972.55 | 65.8% |
| Other Income | | | | | | |
| 100-10-45700-10 | INVESTMENT EARNINGS | 30,000.00 | 2,019.56 | 11,540.02 | 18,459.98 | 61.5% |
| 100-10-45800-10 | COBRA REIMBURSEMENT INCOME | - | - | 1,967.05 | (1,967.05) | 0.0% |
| 100-10-45900-10 | OTHER INCOME | 10,000.00 | 71.25 | (273.19) | 10,273.19 | 102.7% |
| 100-10-46700-10 | CM GRANT REIMBURSEMENT INCOME | - | - | - | - | 100.0% |
| | Total Charges for Services | 40,000.00 | 2,090.81 | 13,233.88 | 26,766.12 | 66.9% |
| Other Financing Sources (Uses) | | | | | | |
| 100-80-48020-04 | TRANSFER IN (400 Fund) | - | - | - | - | 0.0% |
| 100-80-48020-10 | TRANSFER IN | - | - | - | - | 0.0% |
| 100-80-48100-04 | TRANSFER OUT (400 Fund) | - | - | - | - | 0.0% |
| 100-80-48100-05 | TRANSFER OUT (450 Fund) | - | - | - | - | 0.0% |
| 100-90-49500-10 | DISTRICT EQUIPMENT SALES | - | - | - | - | 0.0% |
| | Total Financing Sources (Uses) | - | - | - | - | 0.0% |
| Revenue Total: | | \$ 14,769,225.00 | \$ 892,642.55 | \$ 1,308,681.72 | \$ 13,460,543.28 | 91.1% |

Expense

DIVISION 10: ADMINISTRATIVE SERVICES

| | | | | | | |
|-----------------------------------|------------------------------------|-------------------|------------------|-------------------|-------------------|--------------|
| Wages | | | | | | |
| 100-10-50000-10 | FIRE CHIEF | 146,782.00 | 11,290.90 | 33,726.98 | 113,055.02 | 77.0% |
| 100-10-50010-10 | ADMIN SERVICES STAFF | 468,932.00 | 36,365.38 | 107,883.75 | 361,048.25 | 77.0% |
| 100-10-52510-10 | WAGE ALLOWANCE (CELL PHONES) | 9,934.00 | 554.11 | 1,725.37 | 8,208.63 | 82.6% |
| 100-10-52700-10 | ADMIN SERVICES STAFF OVERTIME | 1,700.00 | 42.64 | 1,839.14 | (139.14) | -8.2% |
| | Subtotal | 627,348.00 | 48,253.03 | 145,175.24 | 482,172.76 | 76.9% |
| Employer Provided Benefits | | | | | | |
| 100-10-53710-10 | PENSION (PSPRS) | 2,092,671.00 | 160,341.03 | 468,061.32 | 1,624,609.68 | 77.6% |
| 100-10-53760-10 | PENSION (ASRS) | 116,425.00 | 8,574.62 | 25,699.15 | 90,725.85 | 77.9% |
| 100-10-53770-10 | BENEFIT CONTRIBUTIONS | 1,332,650.00 | 101,492.34 | 305,935.00 | 1,026,715.00 | 77.0% |
| 100-10-53799-10 | SAFER GRANT BENEFIT REIMBURSEMENT | (196,520.00) | (28,535.83) | (54,209.75) | (142,310.25) | 72.4% |
| 100-10-53810-10 | SOCIAL SECURITY | 58,273.00 | 4,391.78 | 13,162.69 | 45,110.31 | 77.4% |
| 100-10-53830-10 | MEDICARE | 129,805.00 | 10,092.42 | 29,656.92 | 100,148.08 | 77.2% |
| 100-10-53860-10 | INDUSTRIAL INSURANCE | 160,547.00 | 35,556.81 | 106,670.43 | 53,876.57 | 33.6% |
| 100-10-53870-10 | INDUSTRIAL INSURANCE - VOLUNTEERS | - | - | - | - | 0.0% |
| 100-10-53890-10 | UNEMPLOYMENT | - | - | - | - | 0.0% |
| 100-10-53910-10 | MEDICAL INSURANCE | - | 4,742.39 | 85,176.76 | (85,176.76) | 0.0% |
| 100-10-53920-10 | DENTAL INSURANCE | - | 476.98 | 7,133.08 | (7,133.08) | 0.0% |
| 100-10-53930-10 | VISION INSURANCE | - | 50.61 | 973.26 | (973.26) | 0.0% |
| 100-10-53940-10 | EMPLOYEE ASSISTANCE PROGRAM | 9,907.00 | 806.40 | 3,240.96 | 6,666.04 | 67.3% |
| 100-10-53950-10 | LIFE INSURANCE | 10,320.00 | 1,680.00 | 3,376.00 | 6,944.00 | 67.3% |
| 100-10-53960-10 | CANCER INSURANCE FUND (PSPRS) | 4,700.00 | - | 4,700.00 | - | 0.0% |
| 100-10-53965-10 | COBRA (REIMBURSABLE) | - | (2,354.70) | 2,748.01 | (2,748.01) | 0.0% |
| 100-10-53990-10 | EARNED LEAVE BUYOUT (ELBO) PROGRAM | 207,763.00 | 950.65 | 950.65 | 206,812.35 | 99.5% |



Superstition Fire & Medical District

Income Statement - Detail

For Fiscal: 2019-2020 Period Ending: 09/30/19

| | Original Total Budget | Current Month Actual | YTD Actual Activity | Forecasted Remaining Budget | % Budget Remaining |
|--|--------------------------|-------------------------|---------------------|--------------------------------|-----------------------|
| 100-10-53992-10 EARNED LEAVE BUYOUT PROGRAM - FICA | 6,837.00 | 13.78 | 13.78 | 6,823.22 | 99.8% |
| 100-10-53997-10 EARNED LEAVE SEPARATION (ELSP) PROGRAM | - | - | - | - | 0.0% |
| 100-10-53998-10 EARNED LEAVE SEPARATION PROGRAM - FICA | - | - | - | - | 0.0% |
| Subtotal | 3,933,378.00 | 298,279.28 | 1,003,288.26 | 2,930,089.74 | 74.5% |
| Admin Services Compensation & Benefits Total: | 4,560,726.00 | 346,532.31 | 1,148,463.50 | 3,412,262.50 | 74.8% |
| Equipment & Machinery | | | | | |
| 100-10-54050-08 COMPUTER SOFTWARE | - | - | - | - | 0.0% |
| Subtotal | - | - | - | - | 0.0% |
| Operating Supplies / Parts & Supplies | | | | | |
| 100-10-55060-08 COMPUTER / PRINTER SUPPLIES & MAINTENANCE | - | 1,301.91 | 3,230.05 | (3,230.05) | 0.0% |
| 100-10-55340-20 IGA PARTS & SUPPLIES - FLORENCE | 27,000.00 | 2,392.65 | 3,850.13 | 23,149.87 | 85.7% |
| 100-10-55341-12 IGA - STATE LAND REIMBURSABLE EXPENSES | 22,750.00 | 206.05 | 247.78 | 22,502.22 | 98.9% |
| 100-10-55342-12 STATE LAND / SHIFT COVERAGE | 214,100.00 | 37,229.68 | 79,466.82 | 134,633.18 | 62.9% |
| 100-10-55343-20 IGA SERVICES WAGES (INTERGOVERNMENTAL) | 15,000.00 | 607.43 | 1,451.98 | 13,548.02 | 90.3% |
| 100-10-55345-41 CONTRACTED SPECIAL EVENTS OVERTIME | 38,225.00 | - | - | 38,225.00 | 100.0% |
| 100-10-55550-12 OFFICE FURNITURE & EQUIP, PARTS & SUPPLIES | 11,500.00 | - | 1,488.04 | 10,011.96 | 87.1% |
| 100-10-55670-50 VOLUNTEER EXPENSES | 200.00 | - | - | 200.00 | 100.0% |
| 100-10-56340-12 CLEANING SUPPLIES | 17,380.00 | 307.79 | 3,280.56 | 14,099.44 | 81.1% |
| 100-10-56600-12 FACILITY MAINTENANCE | 21,700.00 | 5,667.57 | 7,002.18 | 14,697.82 | 67.7% |
| 100-10-56860-12 FOOD / BEVERAGES | 700.00 | 138.27 | 263.03 | 436.97 | 62.4% |
| 100-10-57100-12 OFFICE SUPPLIES | 7,000.00 | 1,209.12 | 1,209.12 | 5,790.88 | 82.7% |
| 100-10-57200-12 POSTAGE / DELIVERY SERVICES | 2,000.00 | 425.66 | 521.69 | 1,478.31 | 73.9% |
| 100-10-57220-12 POSTAGE METER RENTAL / SUPPLIES | 500.00 | - | - | 500.00 | 100.0% |
| 100-10-57440-12 PROFESSIONAL PUBLICATIONS / SUBSCRIPTIONS | 1,300.00 | - | - | 1,300.00 | 100.0% |
| 100-10-57600-12 HONOR GUARD | 2,000.00 | - | 110.00 | 1,890.00 | 94.5% |
| 100-10-57620-12 REWARDS / RECOGNITION / FLOWERS SUPPLIES | 3,950.00 | 643.49 | 1,092.44 | 2,857.56 | 72.3% |
| 100-10-57640-12 VOLUNTEER RECOGNITION | - | - | - | - | 0.0% |
| 100-10-57660-12 PEER SUPPORT | 200.00 | - | - | 200.00 | 100.0% |
| 100-10-58000-12 UNIFORMS (CIVILIAN) | 5,400.00 | - | 351.76 | 5,048.24 | 93.5% |
| 100-10-58020-12 UNIFORMS - CLASS A / NEW HIRES | - | - | - | - | 0.0% |
| 100-10-58080-12 UNIFORMS (GOVERNING BOARD) | 250.00 | - | - | 250.00 | 100.0% |
| 100-10-58100-12 UNIFORMS (PUBLIC SAFETY) | 65,800.00 | - | - | 65,800.00 | 100.0% |
| 100-10-58150-12 UNIFORMS (VOLUNTEERS) | 500.00 | - | - | 500.00 | 100.0% |
| Subtotal | 457,455.00 | 50,129.62 | 103,565.58 | 353,889.42 | 77.4% |
| Facility Services | | | | | |
| 100-10-59000-12 FACILITIES RENT | 30,000.00 | 2,500.00 | 7,500.00 | 22,500.00 | 75.0% |
| 100-10-59020-12 ELECTRICITY | 100,000.00 | 12,479.47 | 26,021.78 | 73,978.22 | 74.0% |
| 100-10-59040-12 FACILITY PROJECTS | 60,000.00 | 557.72 | 3,604.51 | 56,395.49 | 94.0% |
| 100-10-59060-12 NATURAL GAS | 5,928.00 | 135.86 | 431.40 | 5,496.60 | 92.7% |
| 100-10-59100-08 PHONE | 20,462.00 | 1,405.27 | 4,112.58 | 16,349.42 | 79.9% |
| 100-10-59160-12 WATER SOFTENER SUPPLIES | 5,700.00 | 405.83 | 1,373.46 | 4,326.54 | 75.9% |
| 100-10-59180-12 SEWER / SEPTIC | 4,212.00 | 128.70 | 257.40 | 3,954.60 | 93.9% |
| 100-10-59200-12 WATER | 19,384.00 | 1,600.18 | 4,117.67 | 15,266.33 | 78.8% |
| Subtotal | 245,686.00 | 19,213.03 | 47,418.80 | 198,267.20 | 80.7% |
| Operating Services | | | | | |
| 100-10-60180-08 COPIER MAINTENANCE & SUPPLIES | 4,000.00 | 551.23 | 1,026.46 | 2,973.54 | 74.3% |
| 100-10-60230-12 DOCUMENT DISPOSAL SERVICES | 500.00 | 36.67 | 73.34 | 426.66 | 85.3% |
| 100-10-60240-12 EXTERMINATING | 3,500.00 | 304.70 | 696.06 | 2,803.94 | 80.1% |
| 100-10-60310-08 INTERNET | 72,000.00 | 5,691.84 | 17,075.52 | 54,924.48 | 76.3% |
| 100-10-60320-12 LANDSCAPING | 2,980.00 | - | - | 2,980.00 | 100.0% |
| 100-10-60580-12 REFUSE COLLECTION | 4,500.00 | 229.18 | 687.54 | 3,812.46 | 84.7% |
| 100-10-60600-12 SECURITY & ALARM SYSTEMS | 7,500.00 | - | 2,710.51 | 4,789.49 | 63.9% |
| 100-10-60620-08 INDIVIDUAL SOFTWARE LICENSING | 5,700.00 | - | - | 5,700.00 | 100.0% |
| 100-10-60630-08 SYSTEM SERVER HOSTING | 4,719.00 | 275.19 | 1,100.76 | 3,618.24 | 76.7% |
| 100-10-60740-12 WATER & ICE (DRINKING) | 8,625.00 | 949.93 | 2,955.43 | 5,669.57 | 65.7% |
| Subtotal | 114,024.00 | 8,038.74 | 26,325.62 | 87,698.38 | 76.9% |
| Professional Services | | | | | |
| 100-10-61010-08 ACCREDITATION | 12,500.00 | - | - | 12,500.00 | 100.0% |
| 100-10-61020-12 ADMIN MEDICAL DIRECTOR - CONTRACT | 30,000.00 | - | - | 30,000.00 | 100.0% |
| 100-10-61060-12 NEW HIRE HR ADVERTISING | - | - | - | - | 0.0% |
| 100-10-61100-12 BACKGROUND INVESTIGATION / CREDIT REPORTING | - | - | - | - | 0.0% |
| 100-10-61160-08 COMPUTER INFO SYSTEMS MAINT CONTRACT | 22,000.00 | - | - | 22,000.00 | 100.0% |
| 100-10-61170-08 CIS WEB HOSTING / DOMAINS / CERTIFICATES | 2,000.00 | 193.98 | 325.98 | 1,674.02 | 83.7% |
| 100-10-61200-12 NEW HIRE HR TESTING | 6,500.00 | - | - | 6,500.00 | 100.0% |
| 100-10-61250-12 FIRE CHIEF SEARCH CONTINGENCY | 25,000.00 | - | - | 25,000.00 | 100.0% |
| 100-10-61260-12 CPA AUDIT SERVICES | 13,000.00 | - | - | 13,000.00 | 100.0% |
| 100-10-61300-12 LABOR RELATIONS CONSULTING / CONFERENCES | 5,333.00 | - | - | 5,333.00 | 100.0% |
| 100-10-61700-12 VEHICLE / PROPERTY / LIABILITY INSURANCE | 117,771.00 | - | 30,382.06 | 87,388.94 | 74.2% |
| 100-10-61860-12 GOVERNING BOARD LEGAL SERVICES | 20,000.00 | 3,362.16 | 3,362.16 | 16,637.84 | 83.2% |



Superstition Fire & Medical District

Income Statement - Detail

For Fiscal: 2019-2020 Period Ending: 09/30/19

| | Original Total Budget | Current Month Actual | YTD Actual Activity | Forecasted Remaining Budget | % Budget Remaining |
|--|--------------------------|-------------------------|---------------------|--------------------------------|--|
| 100-10-61880-12 HR / INVESTIGATION LEGAL SERVICES | 10,000.00 | 12,144.50 | 26,032.50 | (16,032.50) | ● -160.3% |
| 100-10-61920-12 MEDICAL EXAM SERVICES | 110,000.00 | 1,225.00 | 58,105.00 | 51,895.00 | ● 47.2% |
| 100-10-61960-12 TEMP PERSONNEL - OUTSIDE SERVICES | - | - | - | - | ● 0.0% |
| 100-10-62020-12 PRINTING / PUBLISHING SERVICES | 2,500.00 | - | 576.49 | 1,923.51 | ● 76.9% |
| 100-10-62060-12 PROFESSIONAL ORGANIZATIONS / MEMBERSHIP | 5,000.00 | - | 523.49 | 4,476.51 | ● 89.5% |
| 100-10-62105-08 GLOBAL SOFTWARE LICENSING | 59,200.00 | 8,623.49 | 17,539.49 | 41,660.51 | ● 70.4% |
| Subtotal | 440,804.00 | 25,549.13 | 136,847.17 | 303,956.83 | ● 69.0% |
| Financial Services | | | | | |
| 100-10-63000-10 ADMIN FEES, BONDS & LEASES | 1,000.00 | 50.00 | 150.00 | 850.00 | ● 85.0% |
| 100-10-63100-10 FEES (RECORD / FILING / PERMIT) | 100.00 | 230.61 | 234.61 | (134.61) | ● -134.6% |
| 100-10-63140-10 INTEREST & FINANCE CHARGES | 2,000.00 | - | - | 2,000.00 | ● 100.0% |
| 100-10-63150-10 FINANCIAL RESERVE | 1,813,595.89 | - | - | 1,813,595.89 | ● 100.0% |
| Subtotal | 1,816,695.89 | 280.61 | 384.61 | 1,816,311.28 | ● 100.0% |
| Training Services | | | | | |
| 100-10-64020-12 ADMINISTRATIVE TRAINING / CONFERENCES | 2,500.00 | 128.00 | 1,218.32 | 1,281.68 | ● 51.3% |
| 100-10-64040-12 BOARD OF DIRECTORS TRAINING | 1,000.00 | - | - | 1,000.00 | ● 100.0% |
| 100-10-64060-12 COLLEGE TUITION REIMBURSEMENT | 44,335.00 | 1,676.00 | 4,892.00 | 39,443.00 | ● 89.0% |
| Subtotal | 47,835.00 | 1,804.00 | 6,110.32 | 41,724.68 | ● 87.2% |
| Administrative Services Operating Expense Total: | 3,122,499.89 | 105,015.13 | 320,652.10 | 2,801,847.79 | ● 89.7% |
| TOTAL ADMINISTRATIVE SERVICES | 7,683,225.89 | 451,547.44 | 1,469,115.60 | 6,214,110.29 | ● 80.9% |

DIVISION 20: TECHNICAL SERVICES

| | Original Total Budget | Current Month Actual | YTD Actual Activity | Forecasted Remaining Budget | % Budget Remaining |
|---|--------------------------|-------------------------|---------------------|--------------------------------|---|
| Wages | | | | | |
| 100-20-50020-10 FLEET & FACILITIES STAFF | 305,152.00 | 19,200.39 | 58,510.51 | 246,641.49 | ● 80.8% |
| 100-20-52700-20 FLEET & FACILITIES STAFF OVERTIME | 7,500.00 | 87.53 | 859.88 | 6,640.12 | ● 88.5% |
| Technical Services Wages Total: | 312,652.00 | 19,287.92 | 59,370.39 | 253,281.61 | ● 81.0% |
| Equipment & Machinery | | | | | |
| 100-20-54050-20 DIAGNOSTIC SOFTWARE | 3,200.00 | - | 1,878.60 | 1,321.40 | ● 41.3% |
| Operating Supplies | | | | | |
| 100-20-55400-20 MECHANICAL EQUIPMENT, PARTS & SUPPLIES | 6,000.00 | - | 423.00 | 5,577.00 | ● 93.0% |
| 100-20-55580-20 TIRES | 69,500.00 | 5,067.44 | 7,862.44 | 61,637.56 | ● 88.7% |
| 100-20-55620-20 VEHICLE PARTS | 94,215.00 | 6,379.80 | 18,165.01 | 76,049.99 | ● 80.7% |
| Subtotal | 169,715.00 | 11,447.24 | 26,450.45 | 143,264.55 | ● 84.4% |
| Parts & Supplies | | | | | |
| 100-20-56800-20 FLUIDS (ANTIFREEZE, BRAKE, TRANSMISSION) | 6,310.00 | 371.82 | 363.51 | 5,946.49 | ● 94.2% |
| 100-20-56880-20 FUEL - DIESEL | 68,445.00 | 4,859.94 | 10,597.68 | 57,847.32 | ● 84.5% |
| 100-20-56900-20 FUEL - UNLEADED | 14,600.00 | 1,439.27 | 2,923.93 | 11,676.07 | ● 80.0% |
| 100-20-57060-20 MISCELLANEOUS SHOP SUPPLIES | 7,740.00 | 1,377.10 | 3,191.40 | 4,548.60 | ● 58.8% |
| 100-20-57140-20 ENGINE OIL | 6,900.00 | - | - | 6,900.00 | ● 100.0% |
| 100-20-58120-20 UNIFORMS & TOWELS (TECHNICAL SERVICES) | 1,260.00 | - | 43.28 | 1,216.72 | ● 96.6% |
| Subtotal | 105,255.00 | 8,048.13 | 17,119.80 | 88,135.20 | ● 83.7% |
| Professional Services | | | | | |
| 100-20-61460-20 HAZARDOUS WASTE DISPOSAL | 600.00 | 75.34 | 75.34 | 524.66 | ● 87.4% |
| 100-20-61820-20 LADDER TESTING & CERT - AERIAL & GROUND | 3,450.00 | - | - | 3,450.00 | ● 100.0% |
| 100-20-62140-20 REPAIR & MAINTENANCE - FLEET | 12,500.00 | (236.84) | 3,749.56 | 8,750.44 | ● 70.0% |
| Subtotal | 16,550.00 | (161.50) | 3,824.90 | 12,725.10 | ● 76.9% |
| Training Services | | | | | |
| 100-20-64470-20 FLEET SERVICES TRAINING | 8,000.00 | - | 969.28 | 7,030.72 | ● 87.9% |
| Technical Services Operating Expense Total: | 302,720.00 | 19,333.87 | 50,243.03 | 252,476.97 | ● 83.4% |
| TOTAL TECHNICAL SERVICES | 615,372.00 | 38,621.79 | 109,613.42 | 505,758.58 | ● 82.2% |



Superstition Fire & Medical District

Income Statement - Detail

For Fiscal: 2019-2020 Period Ending: 09/30/19

| | | Original Total Budget | Current Month Actual | YTD Actual Activity | Forecasted Remaining Budget | % Budget Remaining |
|---|--|--------------------------|-------------------------|---------------------|--------------------------------|-----------------------|
| DIVISION 30: COMMUNICATIONS SERVICES | | | | | | |
| Parts & Supplies | | | | | | |
| 100-30-56040-15 | BATTERIES - ELECTRONICS (PORTABLE BATTERIES) | 1,400.00 | - | - | 1,400.00 | 🟢 100.0% |
| 100-30-57590-15 | RADIO EQUIPMENT SUPPLIES | 250.00 | - | - | 250.00 | 🟢 100.0% |
| | Subtotal | 1,650.00 | - | - | 1,650.00 | 🟢 100.0% |
| Facility Services | | | | | | |
| 100-30-59080-15 | PHONE / E - 911 COMM CIRCUITS | 6,000.00 | 371.33 | 1,113.99 | 4,886.01 | 🟢 81.4% |
| Operating Services | | | | | | |
| 100-30-60020-15 | TOPAZ / G2 MAINTENANCE | 18,000.00 | 4,522.67 | 4,688.67 | 13,311.33 | 🟡 74.0% |
| 100-30-60340-08 | MCT MAINTENANCE | 18,948.00 | - | - | 18,948.00 | 🟢 100.0% |
| 100-30-60350-08 | MOBILE DATA OPERATIONS | 27,000.00 | 3,459.20 | 5,847.95 | 21,152.05 | 🟢 78.3% |
| 100-30-60560-15 | RADIO INFORMATION SYSTEMS MAINTENANCE | 10,000.00 | - | - | 10,000.00 | 🟢 100.0% |
| | Subtotal | 73,948.00 | 7,981.87 | 10,536.62 | 63,411.38 | 🟢 85.8% |
| Professional Services | | | | | | |
| 100-30-61440-15 | DISPATCH SERVICES - MFMD | 126,270.00 | - | 8,942.12 | 117,327.88 | 🟢 92.9% |
| | TOTAL COMMUNICATIONS SERVICES | 207,868.00 | 8,353.20 | 20,592.73 | 187,275.27 | 🟢 90.1% |
| DIVISION 40: EMERGENCY SERVICES | | | | | | |
| Wages | | | | | | |
| 100-40-50040-10 | ASSISTANT CHIEFS | 261,983.00 | 20,152.53 | 60,212.51 | 201,770.49 | 🟢 77.0% |
| 100-40-50050-10 | DEPUTY CHIEF | 126,743.00 | 9,639.30 | 28,917.90 | 97,825.10 | 🟢 77.2% |
| 100-40-50140-10 | ADMINISTRATIVE ASSISTANT II | 56,112.00 | 4,316.28 | 12,781.22 | 43,330.78 | 🟢 77.2% |
| 100-40-51010-10 | BATTALION CHIEFS | 324,538.00 | 25,098.22 | 74,837.18 | 249,700.82 | 🟢 76.9% |
| 100-40-51030-10 | CAPTAINS | 2,071,170.00 | 154,342.15 | 468,648.28 | 1,602,521.72 | 🟢 77.4% |
| 100-40-51040-10 | ENGINEERS | 1,439,406.00 | 105,906.82 | 323,933.61 | 1,115,472.39 | 🟢 77.5% |
| 100-40-51050-10 | FIREFIGHTERS | 3,136,658.00 | 231,912.07 | 702,613.74 | 2,434,044.26 | 🟢 77.6% |
| 100-40-52015-10 | INJURY WAGES | - | 432.23 | - | (432.23) | 🔴 0.0% |
| 100-40-52530-12 | BATTALION CHIEF COVERAGE | 22,500.00 | - | 1,629.39 | 20,870.61 | 🟢 92.8% |
| 100-40-52539-10 | SAFER GRANT WAGES REIMBURSEMENT | (395,645.00) | (42,779.01) | (104,651.83) | (290,993.17) | 🟡 73.5% |
| | Subtotal | 7,043,465.00 | 509,020.59 | 1,569,354.23 | 5,474,110.77 | 🟢 77.7% |
| OT Wages | | | | | | |
| 100-40-52540-10 | FLSA HALFTIME | 95,465.00 | 8,644.85 | 23,044.24 | 72,420.76 | 🟡 75.9% |
| 100-40-52560-10 | HOLIDAY PAY | 267,079.00 | 25,139.82 | 50,515.95 | 216,563.05 | 🟢 81.1% |
| 100-40-52700-12 | OPS ADMIN STAFF OVERTIME | 250.00 | - | - | 250.00 | 🟢 100.0% |
| 100-40-52740-12 | SHIFT OVERTIME | 100,000.00 | 4,864.87 | 17,699.75 | 82,300.25 | 🟢 82.3% |
| 100-40-52750-12 | SPECIAL OVERTIME | 2,000.00 | 44.56 | 730.15 | 1,269.85 | 🔴 63.5% |
| 100-40-52810-12 | NON-CONTRACTED SPECIAL EVENTS OT | 4,000.00 | - | - | 4,000.00 | 🟢 100.0% |
| 100-40-52850-47 | SCBA OVERTIME | 3,500.00 | 262.16 | 262.16 | 3,237.84 | 🟢 92.5% |
| 100-40-52910-50 | PUBLIC EVENTS / PUB ED OT | 300.00 | - | - | 300.00 | 🟢 100.0% |
| | Subtotal | 472,594.00 | 38,956.26 | 92,252.25 | 380,341.75 | 🟢 80.5% |
| Training OT Wages | | | | | | |
| 100-40-53140-41 | EMS TRAINING OT | 3,040.00 | - | 197.51 | 2,842.49 | 🟢 93.5% |
| 100-40-53240-12 | PROMOTIONAL TESTING OT | 2,000.00 | 662.64 | 662.64 | 1,337.36 | 🔴 66.9% |
| 100-40-53260-41 | FIRE OPERATIONAL TRAINING OT | 19,600.00 | 321.76 | 1,084.44 | 18,515.56 | 🟢 94.5% |
| 100-40-53360-41 | OFFICER DEVELOPMENT OT | 26,000.00 | - | 394.05 | 25,605.95 | 🟢 98.5% |
| 100-40-53380-41 | RECRUIT / INTERN ACADEMY OT | - | - | - | - | 🟢 0.0% |
| 100-40-53500-41 | SPECIAL OPERATIONS OT | 9,400.00 | - | 627.07 | 8,772.93 | 🟢 93.3% |
| | Subtotal | 60,040.00 | 984.40 | 2,965.71 | 57,074.29 | 🟢 95.1% |
| Other OT Wages | | | | | | |
| 100-40-53580-15 | FIRE INVESTIGATION OT | 3,740.00 | - | - | 3,740.00 | 🟢 100.0% |
| | Emergency Services Wages Total: | 7,579,839.00 | 548,961.25 | 1,664,572.19 | 5,915,266.81 | 🟢 78.0% |
| Equipment & Machinery | | | | | | |
| 100-40-54080-41 | EMS EQUIPMENT & MACHINERY (ASSET) | 2,000.00 | - | - | 2,000.00 | 🟢 100.0% |
| 100-40-54120-40 | FIRE OPS EQUIPMENT & MACHINERY (ASSET) | 2,500.00 | - | - | 2,500.00 | 🟢 100.0% |
| 100-40-54140-40 | FIRE OPS HOSE (ASSET) | 8,000.00 | - | - | 8,000.00 | 🟢 100.0% |
| 100-40-54165-41 | FIRE OPS TRAINING EQUIPMENT (ASSET) | - | - | - | - | 🟢 0.0% |
| 100-40-54300-42 | PHYSICAL FITNESS EQUIPMENT (ASSET) | 1,333.00 | - | - | 1,333.00 | 🟢 100.0% |
| 100-40-54420-47 | SCBA AIR MASKS (ASSET) | 8,000.00 | - | - | 8,000.00 | 🟢 100.0% |
| 100-40-54460-41 | SPECIAL OPERATIONS EQUIPMENT (ASSET) | - | - | - | - | 🟢 0.0% |
| | Subtotal | 21,833.00 | - | - | 21,833.00 | 🟢 100.0% |



Superstition Fire & Medical District

Income Statement - Detail

For Fiscal: 2019-2020 Period Ending: 09/30/19

| | | Original Total Budget | Current Month Actual | YTD Actual Activity | Forecasted Remaining Budget | % Budget Remaining |
|--|--|--------------------------|-------------------------|---------------------|--------------------------------|--|
| Operating Supplies | | | | | | |
| 100-40-55100-41 | EMS PARTS AND SUPPLIES | 29,600.00 | 1,345.73 | 2,042.74 | 27,557.26 | ● 93.1% |
| 100-40-55200-20 | FIRE OPS EQUIPMENT, PARTS, SUPPLIES & MAINT | 32,250.00 | 4,590.10 | 8,761.69 | 23,488.31 | ● 72.8% |
| 100-40-55220-41 | FIRE OPS TRAINING TOOLS & SUPPLIES | 3,500.00 | - | - | 3,500.00 | ● 100.0% |
| 100-40-55440-42 | PHYSICAL FITNESS TRAINING TOOLS, SUPP & MAINT | 2,000.00 | 754.55 | 754.55 | 1,245.45 | ● 62.3% |
| 100-40-55480-42 | SAFETY EQUIPMENT, PARTS & SUPPLIES | 1,500.00 | - | 925.00 | 575.00 | ● 38.3% |
| 100-40-55520-47 | SCBA TOOLS, EQUIPMENT & SUPPLIES | 4,000.00 | 373.67 | 780.59 | 3,219.41 | ● 80.5% |
| 100-40-55560-41 | SPECIAL OPS (TRT/HAZ-MAT) OPERATING EXPENSES | 13,500.00 | 525.32 | 525.32 | 12,974.68 | ● 96.1% |
| 100-40-55580-41 | SPECIAL OPS (WILDLAND) OPERATING EXPENSES | 8,500.00 | - | - | 8,500.00 | ● 100.0% |
| | Subtotal | 94,850.00 | 7,589.37 | 13,789.89 | 81,060.11 | ● 85.5% |
| Parts & Supplies | | | | | | |
| 100-40-56220-41 | COMM HEALTH SERVICES SUPPLIES | 3,000.00 | - | - | 3,000.00 | ● 100.0% |
| 100-40-56760-40 | FIRE REHAB - PERISHABLES | 500.00 | - | 259.21 | 240.79 | ● 48.2% |
| 100-40-57245-42 | PPE (PERSONAL PROTECTIVE EQUIPMENT) | 49,485.00 | - | - | 49,485.00 | ● 100.0% |
| | Subtotal | 52,985.00 | - | 259.21 | 52,725.79 | ● 99.5% |
| Operating Services | | | | | | |
| 100-40-60140-20 | SCBA COMPRESSOR MAINTENANCE | 3,000.00 | - | - | 3,000.00 | ● 100.0% |
| 100-40-60700-12 | TOWEL & LINEN SERVICES | 10,000.00 | - | 805.75 | 9,194.25 | ● 91.9% |
| | Subtotal | 13,000.00 | - | 805.75 | 12,194.25 | ● 93.8% |
| Professional Services | | | | | | |
| 100-40-61080-20 | AIR QUALITY TESTING | 900.00 | - | - | 900.00 | ● 100.0% |
| 100-40-61120-12 | BAY DOOR MAINTENANCE | 10,800.00 | - | - | 10,800.00 | ● 100.0% |
| 100-40-61530-41 | EMS CARDIAC MONITOR MAINTENANCE & SUPPLIES | 20,737.00 | - | 14,232.12 | 6,504.88 | ● 31.4% |
| 100-40-61650-12 | INFECTION CONTROL MEDICAL EXAM SERVICE | 1,500.00 | - | - | 1,500.00 | ● 100.0% |
| 100-40-61660-41 | INSTRUCTOR SERVICES - CE | 250.00 | - | - | 250.00 | ● 100.0% |
| 100-40-61980-42 | PPE CLOTHING MAINTENANCE & DECONTAMINATION | 25,000.00 | 573.50 | 1,162.60 | 23,837.40 | ● 95.3% |
| 100-40-62200-47 | SCBA TESTING & CALIBRATION | 2,000.00 | - | - | 2,000.00 | ● 100.0% |
| | Subtotal | 61,187.00 | 573.50 | 15,394.72 | 45,792.28 | ● 74.8% |
| Training Services | | | | | | |
| 100-40-64020-41 | FIRE OPS / EMS OUTSIDE TRAINING | 5,200.00 | 94.50 | 94.50 | 5,105.50 | ● 98.2% |
| 100-40-64400-42 | HEALTH, SAFETY, & WELLNESS TRAINING & SUPPLIES | 1,333.00 | - | - | 1,333.00 | ● 100.0% |
| 100-40-64420-41 | INTERN / RECRUIT ACADEMY & SUPPLIES | - | - | - | - | ● 0.0% |
| 100-40-64550-41 | OFFICER DEVELOPMENT TRAINING & SUPPLIES | 14,500.00 | 250.00 | 7,010.00 | 7,490.00 | ● 51.7% |
| | Subtotal | 21,033.00 | 344.50 | 7,104.50 | 13,928.50 | ● 66.2% |
| | Emergency Services Operating Expense Total: | 264,888.00 | 8,507.37 | 37,354.07 | 227,533.93 | ● 85.9% |
| | TOTAL EMERGENCY SERVICES | 7,844,727.00 | 557,468.62 | 1,701,926.26 | 6,142,800.74 | ● 78.3% |
| DIVISION 50: COMMUNITY SERVICES / FIRE PREVENTION | | | | | | |
| Wages | | | | | | |
| 100-50-50260-10 | COMMUNITY RISK REDUCTION SPECIALIST | 86,843.00 | 6,680.26 | 19,813.98 | 67,029.02 | ● 77.2% |
| | Subtotal | 86,843.00 | 6,680.26 | 19,813.98 | 67,029.02 | ● 77.2% |
| OT Wages | | | | | | |
| 100-50-52700-15 | PREVENTION / FIRE INVESTIGATION OVERTIME | - | - | - | - | ● 0.0% |
| 100-50-52965-15 | SPECIAL PUBLIC EVENTS OT | - | - | - | - | ● 0.0% |
| | Subtotal | - | - | - | - | ● 0.0% |
| | Community Services / Fire Prevention Wages Total: | 86,843.00 | 6,680.26 | 19,813.98 | 67,029.02 | ● 77.2% |
| Operating Supplies | | | | | | |
| 100-50-55160-50 | FIRE CODE BOOKS & MANUALS | 800.00 | 605.98 | 796.06 | 3.94 | ● 0.5% |
| 100-50-55180-15 | FIRE INVESTIGATION TOOLS & EQUIPMENT | - | - | - | - | ● 0.0% |
| 100-50-55260-50 | FIRE PREVENTION TOOLS & EQUIPMENT | 200.00 | 98.58 | 98.58 | 101.42 | ● 50.7% |
| 100-50-55640-59 | MULTI MEDIA SOFTWARE LICENSES | 1,000.00 | - | - | 1,000.00 | ● 100.0% |
| | Subtotal | 2,000.00 | 704.56 | 894.64 | 1,105.36 | ● 55.3% |
| Parts & Supplies | | | | | | |
| 100-50-56740-50 | FIRE PREVENTION SUPPLIES | 400.00 | 146.42 | 146.42 | 253.58 | ● 63.4% |
| 100-50-57640-50 | SAFETY & EDUCATION PROMO MATERIALS | 2,600.00 | - | - | 2,600.00 | ● 100.0% |
| | Subtotal | 3,000.00 | 146.42 | 146.42 | 2,853.58 | ● 95.1% |
| Operating Services | | | | | | |
| 100-50-60150-50 | EMERGENCY EVENT SUPPLIES | 1,500.00 | - | - | 1,500.00 | ● 100.0% |
| 100-50-60200-50 | SELF INSPECTION SUPPLIES | 500.00 | 100.00 | 100.00 | 400.00 | ● 80.0% |
| | Subtotal | 2,000.00 | 100.00 | 100.00 | 1,900.00 | ● 95.0% |



Superstition Fire & Medical District

Income Statement - Detail

For Fiscal: 2019-2020 Period Ending: 09/30/19

| | | Original Total Budget | Current Month Actual | YTD Actual Activity | Forecasted Remaining Budget | % Budget Remaining |
|--|--|--------------------------|-------------------------|--------------------------|--------------------------------|-----------------------|
| Professional Services | | | | | | |
| 100-50-61370-50 | COMMUNITY RELATIONS PRINTED MATERIALS | 1,500.00 | - | - | 1,500.00 | 🟢 100.0% |
| 100-50-61380-50 | WATER SAFETY EVENTS | 300.00 | - | - | 300.00 | 🟢 100.0% |
| 100-50-62010-08 | PRE-PLAN DEVELOPMENT | 4,000.00 | - | - | 4,000.00 | 🟢 100.0% |
| 100-50-62080-50 | PROF OUTSIDE SVCS (GIS) | 8,000.00 | - | 2,000.00 | 6,000.00 | 🟡 75.0% |
| | Subtotal | 13,800.00 | - | 2,000.00 | 11,800.00 | 🟢 85.5% |
| Training Services | | | | | | |
| 100-50-64240-15 | FIRE ARSON / INVESTIGATOR TRAINING | 3,740.00 | 420.92 | 1,942.12 | 1,797.88 | 🔴 48.1% |
| 100-50-64260-50 | COMMUNITY RISK REDUCTION SPECIALIST TRAINING | 1,500.00 | - | 50.00 | 1,450.00 | 🟢 96.7% |
| | Subtotal | 5,240.00 | 420.92 | 1,992.12 | 3,247.88 | 🔴 62.0% |
| Community Services / Fire Prevention Operating Expense Total: | | 26,040.00 | 1,371.90 | 5,133.18 | 20,906.82 | 🟢 80.3% |
| TOTAL COMMUNITY SERVICES / FIRE PREVENTION | | 112,883.00 | 8,052.16 | 24,947.16 | 87,935.84 | 🟢 77.9% |
| GRAND TOTAL GENERAL FUND | | \$ 16,464,075.89 | \$ 1,064,043.21 | \$ 3,326,195.17 | \$ 13,137,880.72 | 🟢 79.8% |
| Net Financial Sources (Uses): | | \$ (1,694,850.89) | \$ (171,400.66) | \$ (2,017,513.45) | \$ 322,662.56 | |
| Beginning Unrestricted Fund Balance July 1, 2019 | | \$1,694,850.89 | | | | |



Superstition Fire & Medical District

Income Statement - Detail

For Fiscal: 2019-2020 Period Ending: 09/30/19

| | | Original Total Budget | Current Month Actual | YTD Actual Activity | Forecasted Remaining Budget | % Budget Remaining |
|--|--|--------------------------|-------------------------|----------------------|--------------------------------|-----------------------|
| Fund: 150 - TRANSPORT SERVICES | | | | | | |
| Revenue | | | | | | |
| 150-10-42100-10 | ALS TRANSPORT REVENUE | 3,089,025.00 | 240,556.89 | 697,964.46 | 2,391,060.54 | 77.4% |
| 150-10-42125-10 | TRANSPORT CUSTOMER REFUNDS | (30,841.00) | (1,837.84) | (2,772.75) | (28,068.25) | 91.0% |
| 150-10-42180-10 | COLLECTIONS REVENUE | 14,000.00 | 2,880.62 | 6,611.20 | 7,388.80 | 52.8% |
| 150-10-45700-10 | INVESTMENT EARNINGS | 3,750.00 | 234.24 | 1,084.86 | 2,665.14 | 71.1% |
| 150-10-45900-10 | OTHER INCOME | - | 1,571.49 | 1,477.95 | (1,477.95) | 0.0% |
| 150-80-48020-02 | TRANSFER IN (200 FUND) | - | - | - | - | 0.0% |
| 150-80-48100-10 | TRANSFER OUT (200 FUND) | (25,000.00) | - | - | (25,000.00) | 100.0% |
| Revenue Total: | | \$ 3,050,934.00 | \$ 243,405.40 | \$ 704,365.72 | 2,346,568.28 | 76.9% |
| Expense | | | | | | |
| DIVISION 10: ADMINISTRATIVE SERVICES | | | | | | |
| Wages | | | | | | |
| 150-10-50000-10 | FIRE CHIEF | 13,480.00 | 1,036.92 | 3,110.80 | 10,369.20 | 76.9% |
| 150-10-50010-10 | ADMIN SERVICES STAFF | 41,306.00 | 3,177.38 | 9,532.18 | 31,773.82 | 76.9% |
| 150-10-52510-10 | WAGE ALLOWANCE (CELL PHONES) | 945.00 | 72.69 | 218.07 | 726.93 | 76.9% |
| Subtotal | | 55,731.00 | 4,286.99 | 12,861.05 | 42,869.95 | 76.9% |
| Employer Provided Benefits | | | | | | |
| 150-10-53710-10 | PENSION (PSPRS) | 18,261.00 | 1,404.69 | 4,214.09 | 14,046.91 | 76.9% |
| 150-10-53760-10 | PENSION (ASRS) | 151,813.00 | 12,248.91 | 36,453.97 | 115,359.03 | 76.0% |
| 150-10-53770-10 | BENEFIT CONTRIBUTIONS | 316,348.00 | 23,026.46 | 70,296.38 | 246,051.62 | 77.8% |
| 150-10-53810-10 | SOCIAL SECURITY | 81,157.00 | 6,537.75 | 19,511.62 | 61,645.38 | 76.0% |
| 150-10-53830-10 | MEDICARE | 20,612.00 | 1,654.68 | 4,940.23 | 15,671.77 | 76.0% |
| 150-10-53860-10 | INDUSTRIAL INSURANCE | 23,702.00 | 4,479.19 | 13,437.57 | 10,264.43 | 43.3% |
| 150-10-53870-10 | INDUSTRIAL INSURANCE - VOLUNTEERS | - | - | - | - | 0.0% |
| 150-10-53910-10 | MEDICAL INSURANCE | - | 1,977.62 | 17,378.38 | (17,378.38) | 0.0% |
| 150-10-53920-10 | DENTAL INSURANCE | - | 112.14 | 1,334.40 | (1,334.40) | 0.0% |
| 150-10-53930-10 | VISION INSURANCE | - | 19.55 | 209.23 | (209.23) | 0.0% |
| 150-10-53940-10 | EMPLOYEE ASSISTANCE PROGRAM | 2,160.00 | 230.40 | 921.60 | 1,238.40 | 57.3% |
| 150-10-53950-10 | LIFE INSURANCE | 2,256.00 | 464.00 | 960.00 | 1,296.00 | 57.4% |
| 150-10-53965.10 | COBRA REIMBURSEMENT INCOME | - | - | - | - | 0.0% |
| 150-10-53990-10 | EARNED LEAVE BUYOUT (ELBO) PROGRAM | 250.00 | - | - | 250.00 | 100.0% |
| 150-10-53992-10 | EARNED LEAVE BUYOUT (ELBO) PROGRAM - FICA | 19.00 | - | - | 19.00 | 100.0% |
| 150-10-53997-10 | EARNED LEAVE SEPARATION (ELSP) PROGRAM | - | - | 867.67 | (867.67) | 0.0% |
| 150-10-53998-10 | EARNED LEAVE SEPARATION PROGRAM - FICA | - | - | 66.37 | (66.37) | 0.0% |
| Subtotal | | 616,578.00 | 52,155.39 | 170,591.51 | 445,986.49 | 72.3% |
| Admin Services Compensation & Benefits Total: | | 672,309.00 | 56,442.38 | 183,452.56 | 488,856.44 | 72.7% |
| Equipment & Machinery | | | | | | |
| 150-10-54040-08 | COMPUTER EQUIPMENT | 3,700.00 | - | - | 3,700.00 | 100.0% |
| Operating Supplies | | | | | | |
| 150-10-55060-08 | COMPUTER / PRINTER SUPPLIES & MAINTENANCE | 4,000.00 | 384.04 | 384.04 | 3,615.96 | 90.4% |
| Parts & Supplies | | | | | | |
| 150-10-55550-12 | OFFICE FURNITURE & EQUIPMENT, PARTS & SUPPLIES | 7,000.00 | - | 1,488.04 | 5,511.96 | 78.7% |
| 150-10-55670-50 | VOLUNTEER EXPENSES | 100.00 | - | - | 100.00 | 100.0% |
| 150-10-56340-12 | CLEANING SUPPLIES | 6,100.00 | 233.00 | 1,436.97 | 4,663.03 | 76.4% |
| 150-10-56600-12 | FACILITY MAINTENANCE | 7,350.00 | 1,991.12 | 2,494.45 | 4,855.55 | 66.1% |
| 150-10-56860-12 | FOOD / BEVERAGES | 200.00 | - | - | 200.00 | 100.0% |
| 150-10-57100-12 | OFFICE SUPPLIES | 1,500.00 | 604.55 | 604.55 | 895.45 | 59.7% |
| 150-10-57200-12 | POSTAGE / DELIVERY SERVICES | 1,500.00 | 250.00 | 250.00 | 1,250.00 | 83.3% |
| 150-10-57440-12 | PROFESSIONAL PUBS / SUBSCRIPTIONS | - | - | - | - | 0.0% |
| 150-10-57600-12 | HONOR GUARD | 1,000.00 | - | - | 1,000.00 | 100.0% |
| 150-10-57620-12 | REWARDS / RECOGNITION / FLOWER SUPPLIES | 150.00 | - | - | 150.00 | 100.0% |
| 150-10-57660-12 | PEER SUPPORT | 100.00 | - | - | 100.00 | 100.0% |
| 150-10-57680-12 | TS ID BADGES | 200.00 | - | - | 200.00 | 100.0% |
| 150-10-58000-12 | UNIFORMS (CIVILIAN) | 15,400.00 | - | 132.16 | 15,267.84 | 99.1% |
| Subtotal | | 40,600.00 | 3,078.67 | 6,406.17 | 34,193.83 | 84.2% |
| Facility Services | | | | | | |
| 150-10-59000-12 | FACILITY RENT | 6,000.00 | 500.00 | 1,500.00 | 4,500.00 | 75.0% |
| 150-10-59020-12 | ELECTRICITY | 35,416.00 | 5,064.02 | 10,644.95 | 24,771.05 | 69.9% |
| 150-10-59040-12 | FACILITY PROJECTS | 18,000.00 | 821.80 | 2,715.22 | 15,284.78 | 84.9% |
| 150-10-59060-12 | NATURAL GAS | 3,380.00 | 49.89 | 156.30 | 3,223.70 | 95.4% |
| 150-10-59100-08 | PHONE | 7,953.00 | 601.90 | 1,761.45 | 6,191.55 | 77.9% |
| 150-10-59160-12 | WATER SOFTENER SUPPLIES | 1,920.00 | 145.91 | 593.70 | 1,326.30 | 69.1% |
| 150-10-59180-12 | SEWER / SEPTIC | 2,236.00 | 128.70 | 257.40 | 1,978.60 | 88.5% |
| 150-10-59200-12 | WATER | 8,236.00 | 623.71 | 1,474.20 | 6,761.80 | 82.1% |
| Subtotal | | 83,141.00 | 7,935.93 | 19,103.22 | 64,037.78 | 77.0% |



Superstition Fire & Medical District Income Statement - Detail

For Fiscal: 2019-2020 Period Ending: 09/30/19

| | | Original Total Budget | Current Month Actual | YTD Actual Activity | Forecasted Remaining Budget | % Budget Remaining |
|--|---|--------------------------|-------------------------|---------------------|--------------------------------|---|
| Operating Services | | | | | | |
| 150-10-60180-08 | COPIER MAINTENANCE & SUPPLIES | 2,000.00 | 275.62 | 513.22 | 1,486.78 | ● 74.3% |
| 150-10-60230-12 | DOCUMENT DISPOSAL SERVICES | 120.00 | 18.33 | 36.66 | 83.34 | ● 69.5% |
| 150-10-60240-12 | EXTERMINATING | 1,300.00 | 105.30 | 253.94 | 1,046.06 | ● 80.5% |
| 150-10-60310-08 | INTERNET | 36,000.00 | 2,459.16 | 7,377.48 | 28,622.52 | ● 79.5% |
| 150-10-60580-12 | LANDSCAPING | 575.00 | - | - | 575.00 | ● 100.0% |
| 150-10-60580-12 | REFUSE COLLECTION | 900.00 | 100.82 | 302.46 | 597.54 | ● 66.4% |
| 150-10-60600-12 | SECURITY & ALARM SYSTEMS | 2,730.00 | - | 803.49 | 1,926.51 | ● 70.6% |
| 150-10-60620-08 | INDIVIDUAL SOFTWARE LICENSING | 700.00 | - | - | 700.00 | ● 100.0% |
| 150-10-60630-08 | SYSTEM SERVER HOSTING | 2,311.00 | 137.59 | 550.36 | 1,760.64 | ● 76.2% |
| 150-10-60740-12 | WATER & ICE (DRINKING) | 3,900.00 | 422.22 | 1,303.82 | 2,596.18 | ● 66.6% |
| | Subtotal | 50,536.00 | 3,519.04 | 11,141.43 | 39,394.57 | ● 78.0% |
| Professional Services | | | | | | |
| 150-10-61020-12 | ADMIN MEDICAL DIR - CONTRACT | 15,000.00 | - | - | 15,000.00 | ● 100.0% |
| 150-10-61060-12 | NEW HIRE HR ADVERTISING | 100.00 | - | - | 100.00 | ● 100.0% |
| 150-10-61100-12 | BACKGROUND / CREDIT REPORTG | 1,000.00 | 118.00 | 221.00 | 779.00 | ● 77.9% |
| 150-10-61160-08 | CIS MAINT CONTRACT | 2,500.00 | - | - | 2,500.00 | ● 100.0% |
| 150-10-61170-08 | CIS WEB HOSTING / DOMAIN CERTIFICATES | 1,000.00 | 33.00 | 99.00 | 901.00 | ● 90.1% |
| 150-10-61250-12 | FIRE CHIEF SEARCH CONTINGENCY | 10,000.00 | - | - | 10,000.00 | ● 100.0% |
| 150-10-61260-12 | CPA AUDIT SERVICES | 4,000.00 | - | - | 4,000.00 | ● 100.0% |
| 150-10-61300-12 | LABOR RELATIONS CONSULTING/CONFERENCES | 2,667.00 | - | - | 2,667.00 | ● 100.0% |
| 150-10-61700-12 | VEHICLE / PROPERTY / LIABILITY INS | 24,349.00 | - | 5,847.02 | 18,501.98 | ● 76.0% |
| 150-10-61860-12 | GOVERNING BOARD LEGAL SERVICES | 10,000.00 | 744.60 | 744.60 | 9,255.40 | ● 92.6% |
| 150-10-61880-12 | HR / INVESTIGATION LEGAL SERVICES | - | - | - | - | ● 0.0% |
| 150-10-61920-12 | MEDICAL EXAM SERVICES | 350.00 | - | - | 350.00 | ● 100.0% |
| 150-10-62020-12 | PRINTING / PUBLISHING SERVICES | 800.00 | - | 84.67 | 715.33 | ● 89.4% |
| 150-10-62060-12 | PROFESSIONAL ORGS / MEMBERSHIP | 900.00 | - | 891.67 | 8.33 | ● 0.9% |
| 150-10-62105-08 | GLOBAL SOFTWARE LICENSING | 23,000.00 | 4,311.74 | 8,768.73 | 14,231.27 | ● 61.9% |
| | Subtotal | 95,666.00 | 5,207.34 | 16,656.69 | 79,009.31 | ● 82.6% |
| Training Services | | | | | | |
| 150-10-63000-10 | ADMIN FEES, BONDS & LEASES | 350.00 | 0.32 | 0.32 | 349.68 | ● 99.9% |
| 150-10-63140-10 | INTEREST & FINANCE CHARGES | 7,500.00 | - | - | 7,500.00 | ● 100.0% |
| 150-10-63150-10 | FINANCIAL RESERVE | 101,624.10 | - | - | 101,624.10 | ● 100.0% |
| 150-10-63200-10 | BILLING & COLLECTIONS FEES | 152,469.00 | 472.42 | 10,828.31 | 141,640.69 | ● 92.9% |
| 150-10-64020-12 | ADMIN TRAINING / CONFERENCES | 600.00 | - | - | 600.00 | ● 100.0% |
| 150-10-64040-12 | BOARD OF DIRECTORS TRAINING | 100.00 | - | - | 100.00 | ● 100.0% |
| 150-10-64060-12 | COLLEGE TUITION REIMBURSEMENT | 6,715.00 | - | 180.60 | 6,534.40 | ● 97.3% |
| | Subtotal | 269,358.10 | 472.74 | 11,009.23 | 258,348.87 | ● 95.9% |
| | Administrative Services Operating Expense Total: | 547,001.10 | 20,597.76 | 64,700.78 | 482,300.32 | ● 88.2% |
| | TOTAL ADMINISTRATIVE SERVICES | 1,219,310.10 | 77,040.14 | 248,153.34 | 971,156.76 | ● 79.6% |
| DIVISION 20: TECHNICAL SERVICES | | | | | | |
| Wages | | | | | | |
| 150-20-50020-10 | FLEET & FACILITIES STAFF | 6,442.00 | 2,396.00 | 5,938.28 | 503.72 | ● 7.8% |
| | Technical Services Wages Total: | 6,442.00 | 2,396.00 | 5,938.28 | 503.72 | ● 7.8% |
| Equipment & Machinery | | | | | | |
| 150-20-54050-20 | DIAGNOSTIC SOFTWARE | 300.00 | - | 354.00 | (54.00) | ● -18.0% |
| Operating Supplies | | | | | | |
| 150-20-55400-20 | MECH EQUIPMENT, PARTS & SUPPLIES | 650.00 | - | - | 650.00 | ● 100.0% |
| 150-20-55580-20 | TIRES | 12,000.00 | - | 1,266.80 | 10,733.20 | ● 89.4% |
| 150-20-55620-20 | VEHICLE PARTS | 10,000.00 | 1,308.19 | 2,712.17 | 7,287.83 | ● 72.9% |
| | Subtotal | 22,650.00 | 1,308.19 | 3,978.97 | 18,671.03 | ● 82.4% |
| Parts & Supplies | | | | | | |
| 150-20-56800-20 | FLUIDS (ANTIFREEZE, BRAKE, TRANSMISSION) | 600.00 | - | - | 600.00 | ● 100.0% |
| 150-20-56880-20 | FUEL - DIESEL | 24,200.00 | 2,509.74 | 5,242.14 | 18,957.86 | ● 78.3% |
| 150-20-56900-20 | FUEL - UNLEADED | 1,600.00 | 73.71 | 169.56 | 1,430.44 | ● 89.4% |
| 150-20-57060-20 | MISCELLANEOUS SHOP SUPPLIES | 500.00 | 24.43 | 222.42 | 277.58 | ● 55.5% |
| 150-20-57140-20 | ENGINE OIL | 2,000.00 | - | - | 2,000.00 | ● 100.0% |
| 150-20-58120-20 | UNIFORMS & TOWELS (TECH SRVS) | 377.00 | - | 21.64 | 355.36 | ● 94.3% |
| | Subtotal | 29,277.00 | 2,607.88 | 5,655.76 | 23,621.24 | ● 80.7% |
| Professional Services | | | | | | |
| 150-20-61460-20 | HAZARDOUS WASTE DISPOSAL | 190.00 | 37.67 | 37.67 | 152.33 | ● 80.2% |
| 150-20-62140-20 | REPAIR & MAINTENANCE - FLEET | 2,600.00 | 530.48 | 780.48 | 1,819.52 | ● 70.0% |
| | Subtotal | 2,790.00 | 568.15 | 818.15 | 1,971.85 | ● 70.7% |
| Training Services | | | | | | |
| 150-20-64470-20 | FLEET SERVICES TRAINING | 2,000.00 | - | - | 2,000.00 | ● 100.0% |
| | Technical Services Operating Expense Total: | 57,017.00 | 4,484.22 | 10,806.88 | 46,210.12 | ● 81.0% |
| | TOTAL TECHNICAL SERVICES | 63,459.00 | 6,880.22 | 16,745.16 | 46,713.84 | ● 73.6% |



Superstition Fire & Medical District

Income Statement - Detail

For Fiscal: 2019-2020 Period Ending: 09/30/19

| | | Original Total Budget | Current Month Actual | YTD Actual Activity | Forecasted Remaining Budget | | % Budget Remaining |
|--|---|--------------------------|-------------------------|---------------------|--------------------------------|---|-----------------------|
| DIVISION 30: COMMUNICATIONS SERVICES | | | | | | | |
| Operating Services | | | | | | | |
| 150-30-59080-15 | PHONE / E-911 COMMUNICATION CIRCUITS | 2,375.00 | 185.67 | 557.01 | 1,817.99 | 🟢 | 76.5% |
| 150-30-60020-15 | TOPAZ / G2 MAINTENANCE | 9,400.00 | 2,261.33 | 2,344.33 | 7,055.67 | 🟡 | 75.2% |
| 150-30-60340-08 | MCT MAINTENANCE | 6,723.00 | - | - | 6,723.00 | 🟢 | 100.0% |
| 150-30-60350-08 | MOBILE DATA OPERATIONS | 8,000.00 | 541.04 | 757.22 | 7,242.78 | 🟢 | 90.5% |
| 150-30-60560-15 | RADIO INFO SYSTEMS MAINTENANCE | 1,250.00 | - | - | 1,250.00 | 🟢 | 100.0% |
| | Subtotal | 27,748.00 | 2,988.04 | 3,658.56 | 24,089.44 | 🟢 | 86.8% |
| Professional Services | | | | | | | |
| 150-30-61440-15 | DISPATCH SERVICES - MFMD | 145,996.00 | - | 11,394.60 | 134,601.40 | 🟢 | 92.2% |
| TOTAL COMMUNICATIONS SERVICES | | 173,744.00 | 2,988.04 | 15,053.16 | 158,690.84 | 🟢 | 91.3% |
| DIVISION 40: TRANSPORT SERVICES | | | | | | | |
| Wages | | | | | | | |
| 150-40-50040-10 | ASSISTANT CHIEFS | 7,725.00 | 594.23 | 1,782.69 | 5,942.31 | 🟢 | 76.9% |
| 150-40-50140-10 | CON OPERATIONS MANAGEMENT | 146,110.00 | 11,239.19 | 33,474.81 | 112,635.19 | 🟢 | 77.1% |
| 150-40-51010-10 | BATTALION CHIEFS | 10,399.00 | 799.92 | 2,399.80 | 7,999.20 | 🟢 | 76.9% |
| 150-40-51030-10 | CAPTAINS | 29,595.00 | 2,276.54 | 6,829.60 | 22,765.40 | 🟢 | 76.9% |
| 150-40-51600-10 | PARAMEDIC (FULL TIME) | 560,244.00 | 40,075.42 | 123,053.98 | 437,190.02 | 🟢 | 78.0% |
| 150-40-51650-10 | EMT (FULL TIME) | 459,314.00 | 33,939.84 | 100,039.62 | 359,274.38 | 🟢 | 78.2% |
| 150-40-51700-10 | PARAMEDIC (PART TIME) | - | 1,152.00 | 3,064.00 | (3,064.00) | 🔴 | 0.0% |
| 150-40-51750-10 | EMT (PART TIME) | - | 162.00 | 1,134.00 | (1,134.00) | 🔴 | 0.0% |
| 150-40-51800-10 | SWORN COVERAGE - WAGES | - | 4,055.58 | 10,924.48 | (10,924.48) | 🔴 | 0.0% |
| | Subtotal | 1,213,387.00 | 94,294.72 | 282,702.98 | 930,684.02 | 🟢 | 76.7% |
| OT / Other Wages | | | | | | | |
| 150-40-52015-10 | INJURY WAGES | - | - | - | - | 🟢 | 0.0% |
| 150-40-52560-10 | HOLIDAY PAY | 35,576.00 | 2,717.51 | 5,435.80 | 30,140.20 | 🟢 | 84.7% |
| 150-40-52740-12 | REGULAR OVERTIME | 48,017.00 | 6,743.56 | 19,512.32 | 28,504.68 | 🟡 | 59.4% |
| 150-40-52750-12 | SPECIAL OVERTIME | 300.00 | - | - | 300.00 | 🟢 | 100.0% |
| 150-40-52800-12 | CONTRACTED SPECIAL EVENTS OVERTIME | 1,000.00 | - | - | 1,000.00 | 🟢 | 100.0% |
| 150-40-52850-47 | SCBA OVERTIME | 1,000.00 | - | - | 1,000.00 | 🟢 | 100.0% |
| 150-40-53140-41 | EMS TRAINING OT | - | - | - | - | 🟢 | 0.0% |
| 150-40-53380-41 | NEW HIRE TRAINING | - | - | - | - | 🟢 | 0.0% |
| | Subtotal | 85,893.00 | 9,461.07 | 24,948.12 | 60,944.88 | 🟡 | 71.0% |
| Transport Services Wages Total: | | 1,299,280.00 | 103,755.79 | 307,651.10 | 991,628.90 | 🟢 | 76.3% |
| Equipment & Machinery | | | | | | | |
| 150-40-54000-10 | VEHICLE / EQUIPMENT LEASE PAYMENTS | 175,148.00 | - | - | 175,148.00 | 🟢 | 100.0% |
| 150-40-54080-41 | EMS EQUIP & MACHINERY (ASSET) | 2,000.00 | - | - | 2,000.00 | 🟢 | 100.0% |
| 150-40-54300-42 | PHYSICAL FITNESS EQUIPMENT (ASSET) | 667.00 | - | - | 667.00 | 🟢 | 100.0% |
| | Subtotal | 177,815.00 | - | - | 177,815.00 | 🟢 | 100.0% |
| Operating Supplies | | | | | | | |
| 150-40-55100-41 | EMS PARTS & SUPPLIES | 5,000.00 | - | - | 5,000.00 | 🟢 | 100.0% |
| 150-40-55440-42 | PHYSICAL FITNESS TRAINING, TOOLS & SUPPLIES | 1,000.00 | - | - | 1,000.00 | 🟢 | 100.0% |
| 150-40-56450-41 | EMS MEDICAL SUPPLIES | 180,000.00 | 20,052.81 | 37,334.28 | 142,665.72 | 🟢 | 79.3% |
| 150-40-56460-41 | EMS MEDICATION RESTOCK SUPPLIES | 25,000.00 | 2,127.54 | 3,505.75 | 21,494.25 | 🟢 | 86.0% |
| 150-40-55480-42 | SAFETY EQUIPMENT, PARTS & SUPPLIES | 300.00 | - | - | 300.00 | 🟢 | 100.0% |
| 150-40-57000-41 | IMMUNIZATION CLINIC SUPPLIES | 6,000.00 | - | - | 6,000.00 | 🟢 | 100.0% |
| 150-40-57245-42 | PPE REPLACEMENT | 1,000.00 | - | - | 1,000.00 | 🟢 | 100.0% |
| | Subtotal | 218,300.00 | 22,180.35 | 40,840.03 | 177,459.97 | 🟢 | 81.3% |
| Operating Services | | | | | | | |
| 150-40-60040-41 | BIO-HAZARD WASTE | 2,000.00 | 284.91 | 564.82 | 1,435.18 | 🟡 | 71.8% |
| 150-40-60700-12 | TOWEL & LINEN SERVICES | 2,500.00 | - | 221.21 | 2,278.79 | 🟢 | 91.2% |
| | Subtotal | 4,500.00 | 284.91 | 786.03 | 3,713.97 | 🟢 | 82.5% |
| Professional Services | | | | | | | |
| 150-40-61120-12 | BAY DOOR MAINTENANCE | 2,600.00 | - | - | 2,600.00 | 🟢 | 100.0% |
| 150-40-61530-41 | EMS CARDIAC MONITOR MAINT & SUPP | 7,900.00 | - | 7,922.76 | (22.76) | 🔴 | -0.3% |
| 150-40-61650-12 | INFECTION CONTROL MEDICAL EXAM SERVICE | 1,000.00 | - | - | 1,000.00 | 🟢 | 100.0% |
| | Subtotal | 11,500.00 | - | 7,922.76 | 3,577.24 | 🔴 | 31.1% |
| Training Services | | | | | | | |
| 150-40-64020-41 | EMS CONFERENCES / OUTSIDE TRAINING | 500.00 | - | - | 500.00 | 🟢 | 100.0% |
| 150-40-64400-42 | HEALTH, SAFETY, & WELLNESS TRNG & SUPPLIES | 667.00 | - | - | 667.00 | 🟢 | 100.0% |
| | Subtotal | 1,167.00 | - | - | 1,167.00 | 🟢 | 100.0% |
| Transport Services Operating Expense Total: | | 413,282.00 | 22,465.26 | 49,548.82 | 363,733.18 | 🟢 | 88.0% |
| TOTAL TRANSPORT OPERATIONS | | 1,712,562.00 | 126,221.05 | 357,199.92 | 1,355,362.08 | 🟢 | 79.1% |



Superstition Fire & Medical District

Income Statement - Detail

For Fiscal: 2019-2020 Period Ending: 09/30/19

| | | Original Total Budget | Current Month Actual | YTD Actual Activity | Forecasted Remaining Budget | % Budget Remaining |
|--|--|--------------------------|-------------------------|----------------------|--------------------------------|--|
| DIVISION 50: COMMUNITY SERVICES / FIRE PREVENTION | | | | | | |
| | Parts & Supplies | | | | | |
| 150-50-56920-50 | SAFETY & EDUCATION PROMOTIONAL MATERIALS | 500.00 | - | - | 500.00 | 100.0% ● |
| | Professional Services | | | | | |
| 150-50-61370-50 | COMMUNITY RELATIONS PRINTED MATERIALS | 500.00 | - | - | 500.00 | 100.0% ● |
| TOTAL COMMUNITY SERVICES / FIRE PREVENTION | | 1,000.00 | - | - | 1,000.00 | 100.0% ● |
| GRAND TOTAL TRANSPORT SERVICES FUND | | \$ 3,170,075.10 | \$ 213,129.45 | \$ 637,151.58 | \$ 2,532,923.52 | 79.9% ● |
| Net Financial Sources (Uses): | | \$ (119,141.10) | \$ 30,275.95 | \$ 67,214.14 | \$ (186,355.24) | |
| Beginning Unrestricted Fund Balance July 1, 2019 | | \$119,141.10 | | | | |



Superstition Fire & Medical District

Income Statement - Detail

For Fiscal: 2019-2020 Period Ending: 09/30/19

| | | Original Total Budget | Current Month Actual | YTD Actual Activity | Forecasted Remaining Budget | % Budget Remaining |
|-------------------------------------|---|--------------------------|-------------------------|------------------------|--------------------------------|-----------------------|
| Fund: 200 - CAPITAL PROJECTS | | | | | | |
| Revenue | | | | | | |
| Direct Taxes | | | | | | |
| 200-10-41000-10 | REAL & SECURED PROPERTY TAXES | 939,048.00 | 55,972.35 | 59,833.76 | 879,214.24 | 93.6% |
| 200-10-41050-10 | UNSECURED PERS PROPERTY TAXES | 76,310.00 | 9,781.05 | 10,325.27 | 65,984.73 | 86.5% |
| 200-10-41080-10 | MARICOPA COUNTY PROPERTY TAXES | 1,085.00 | - | - | 1,085.00 | 100.0% |
| 200-10-41200-10 | SRP CONTRIBUTIONS | 28,233.00 | - | - | 28,233.00 | 100.0% |
| | Subtotal | \$ 1,044,676.00 | \$ 65,753.40 | \$ 70,159.03 | \$ 974,516.97 | 93.3% |
| 200-10-45700-10 | INVESTMENT EARNINGS | 10,000.00 | 804.49 | 3,369.42 | 6,630.58 | 66.3% |
| 200-10-45900-10 | OTHER INCOME | - | - | - | - | 0.0% |
| 200-80-48020-10 | TRANSFER IN (150 FUND) | 25,000.00 | - | - | 25,000.00 | 0.0% |
| 200-80-48100-10 | TRANSFER OUT (150 FUND) | - | - | - | - | 0.0% |
| 200-80-48100-10 | TRANSFER OUT (400 FUND) | - | - | - | - | 0.0% |
| 200-90-49500-15 | DISTRICT EQUIPMENT SALES | - | - | - | - | 0.0% |
| | Revenue Total: | \$ 1,079,676.00 | \$ 66,557.89 | \$ 73,528.45 | \$ 1,006,147.55 | 93.2% |
| Expense | | | | | | |
| 200-10-63000-10 | ADMINISTRATIVE FEES | - | - | - | - | 0.0% |
| 200-10-63150-10 | FINANCIAL RESERVE | 335,957.74 | - | - | 335,957.74 | 100.0% |
| 200-70-71002-25 | BUILDINGS & SYSTEMS | 65,839.00 | - | - | 65,839.00 | 100.0% |
| 200-70-72240-20 | VEHICLES / GENERAL PURPOSE | 938,354.00 | 86,098.48 | 86,098.48 | 852,255.52 | 90.8% |
| 200-70-72340-20 | APPARATUS EQUIPMENT | 81,582.00 | - | - | 81,582.00 | 0.0% |
| 200-70-72510-30 | COMM MICROWAVE UPGRADE | 37,207.00 | 2,803.00 | 2,803.00 | 34,404.00 | 92.5% |
| 200-70-52515-30 | COMM SYSTEM SOFTWARE | 10,000.00 | - | 20,805.97 | (10,805.97) | -108.1% |
| 200-70-72660-30 | RADIO COMM EQUIP - PORTABLE | 32,575.00 | 34,986.23 | 34,986.23 | (2,411.23) | -7.4% |
| 200-70-72670-40 | RADIO COMM EQUIP - WIRELESS | - | - | - | - | 0.0% |
| 200-70-72740-40 | FIRE PROT EQUIP - SPECIALIZED | 40,000.00 | - | - | 40,000.00 | 0.0% |
| 200-70-72765-47 | SCBA EQUIPMENT | 14,134.00 | - | - | 14,134.00 | 0.0% |
| 200-70-72770-47 | SCBA PACKS & BOTTLES | 8,700.00 | - | - | 8,700.00 | 0.0% |
| 200-70-72800-40 | THERMAL IMAGING CAMERAS | - | - | - | - | 0.0% |
| 200-70-73420-41 | EMS CAPITAL EQUIPMENT | 115,300.00 | 29,715.46 | 29,715.46 | 85,584.54 | 74.2% |
| 200-70-73515-15 | COMPUTER EQUIPMENT | 70,585.00 | - | - | 70,585.00 | 100.0% |
| 200-70-73520-15 | COMPUTER SOFTWARE | 32,020.00 | - | 4,780.00 | 27,240.00 | 85.1% |
| 200-70-73540-25 | FACILITY EQUIPMENT | 10,343.00 | - | - | 10,343.00 | 0.0% |
| 200-70-73840-44 | FITNESS EQUIPMENT | - | - | - | - | 0.0% |
| | Expense Total: | \$ 1,792,596.74 | \$ 153,603.17 | \$ 179,189.14 | \$ 1,613,407.60 | 90.0% |
| | Net Financial Sources (Uses): | \$ (712,920.74) | \$ (87,045.28) | \$ (105,660.69) | \$ 367,256.92 | |
| | Beginning Restricted Fund Balance July 1, 2019 | \$712,920.74 | | | | |



Superstition Fire & Medical District

Income Statement - Detail

For Fiscal: 2019-2020 Period Ending: 09/30/19

| | Original Total Budget | Current Month Actual | YTD Actual Activity | Forecasted Remaining Budget | % Budget Remaining | |
|---|--------------------------------------|----------------------|------------------------|--------------------------------|-----------------------|--------|
| Fund: 400 - SPECIAL REVENUE | | | | | | |
| Revenue | | | | | | |
| 400-10-45700-10 | INVESTMENT EARNINGS | 600.00 | 55.16 | 231.72 | 368.28 | 61.4% |
| 400-10-46700-10 | GRANT - FIRE PREVENTION | - | - | - | - | 0.0% |
| 400-10-46750-10 | GRANT - FEMA (SHARE) | - | - | - | - | 0.0% |
| 400-10-46750-10 | GRANT - OTHER | - | - | - | - | 0.0% |
| 400-10-47020-41 | AED DONATIONS | 23,500.00 | - | 4,500.00 | 19,000.00 | 80.9% |
| 400-10-47100-41 | EMS CARDIAC DONATIONS | 1,000.00 | - | - | 1,000.00 | 100.0% |
| 400-10-47110-41 | EMS EQUIPMENT DONATIONS | - | - | - | - | 0.0% |
| 400-10-47120-50 | FIRE PREVENTION / PUBLIC EDUCATION | 1,000.00 | - | - | 1,000.00 | 100.0% |
| 400-10-47130-10 | GENERAL DONATIONS | 5,000.00 | - | - | 5,000.00 | 100.0% |
| 400-80-48020-02 | TRANSFER IN (200 Fund) | - | - | - | - | 0.0% |
| 400-80-48020-10 | TRANSFER IN (100 Fund) | - | - | - | - | 0.0% |
| 400-80-48100-10 | TRANSFER OUT (100 Fund) | - | - | - | - | 0.0% |
| Revenue Total: | \$ 31,100.00 | \$ 55.16 | \$ 4,731.72 | \$ 26,368.28 | 84.8% | |
| Expense | | | | | | |
| 400-10-63000-10 | ADMINISTRATIVE FEES | - | 6.51 | 6.51 | (6.51) | 0.0% |
| 400-10-63610-10 | UNDESIGNATED INVESTMENT EARNINGS RES | 327.86 | - | - | 327.86 | 100.0% |
| 400-50-77250-50 | AED DONATIONS - EXPENDITURES | 25,000.00 | - | 5,269.70 | 19,730.30 | 78.9% |
| 400-50-77260-50 | EMS EQUIPMENT DONATIONS | - | - | - | - | 0.0% |
| 400-50-77270-50 | FIRE PREVENTION / PUBLIC EDUCATION | 250.00 | - | - | 250.00 | 100.0% |
| 400-50-77280-50 | GENERAL DONATIONS | 25,000.00 | - | 439.88 | 24,560.12 | 98.2% |
| 400-70-77510-41 | EMS CARDIAC DONATIONS | 28,960.00 | - | - | 28,960.00 | 100.0% |
| 400-70-78700-10 | GRANT - FIRE PREVENTION | - | - | - | - | 0.0% |
| 400-70-78800-10 | GRANT - OTHER | - | - | - | - | 0.0% |
| 400-70-79440-10 | FEMA GRANT (FEDERAL SHARE) | - | - | - | - | 0.0% |
| Expense Total: | \$ 79,537.86 | \$ 6.51 | \$ 5,716.09 | \$ 73,821.77 | 92.8% | |
| Net Financial Sources (Uses): | \$ (48,437.86) | \$ 48.65 | \$ (984.37) | \$ (47,453.49) | | |
| Beginning Restricted Fund Balance July 1, 2019 | \$48,437.86 | | | | | |



Superstition Fire & Medical District

Income Statement - Detail

For Fiscal: 2019-2020 Period Ending: 09/30/19

| | | Original Total Budget | Current Month Actual | YTD Actual Activity | Forecasted Remaining Budget | % Budget Remaining |
|--|---|--------------------------|-------------------------|------------------------|--------------------------------|-----------------------|
| Fund: 500 - DEBT RETIREMENT PRINCIPAL | | | | | | |
| Revenue | | | | | | |
| 500-10-41000-10 | REAL & SECURED PROPERTY TAXES | 469,524.00 | 29,217.84 | 31,639.45 | 437,884.55 | 93.3% |
| 500-10-41050-10 | UNSECURED PERS PROPERTY TAXES | 38,155.00 | 5,133.62 | 5,512.23 | 32,642.77 | 85.6% |
| 500-10-41200-10 | SRP CONTRIBUTIONS | 14,116.00 | - | - | 14,116.00 | 100.0% |
| 500-10-45700-10 | INVESTMENT EARNINGS | 10,000.00 | 528.49 | 2,704.80 | 7,295.20 | 73.0% |
| | Revenue Total: | \$ 531,795.00 | \$ 34,879.95 | \$ 39,856.48 | \$ 491,938.52 | 92.5% |
| Expense | | | | | | |
| 500-10-63150-10 | FINANCIAL RESERVE | 215,692.27 | - | - | 215,692.27 | 100.0% |
| 500-60-70500-10 | DEBT SERVICE EXPENDITURE - PRINCIPAL | 556,000.00 | - | - | 556,000.00 | 100.0% |
| | Expense Total: | 771,692.27 | - | - | \$ 771,692.27 | 100.0% |
| | Net Financial Sources (Uses): | (239,897.27) | \$ 34,879.95 | \$ 39,856.48 | \$ (279,753.75) | |
| | Beginning Restricted Fund Balance July 1, 2019 | \$239,897.27 | | | | |

| | | Original Total Budget | Current Month Actual | YTD Actual Activity | Forecasted Remaining Budget | % Budget Remaining |
|---|---|--------------------------|-------------------------|------------------------|--------------------------------|-----------------------|
| Fund: 600 - DEBT RETIREMENT INTEREST | | | | | | |
| Revenue | | | | | | |
| 600-10-41000-10 | REAL & SECURED PROPERTY TAXES | 169,029.00 | 8,887.20 | 9,239.60 | 159,789.40 | 94.5% |
| 600-10-41050-10 | UNSECURED PERS PROPERTY TAXES | 13,736.00 | 1,595.72 | 1,698.36 | 12,037.64 | 87.6% |
| 600-10-41200-10 | SRP CONTRIBUTIONS | 5,082.00 | - | - | 5,082.00 | 100.0% |
| 600-10-45700-10 | INVESTMENT EARNINGS | 1,500.00 | 83.58 | 419.49 | 1,080.51 | 72.0% |
| | Revenue Total: | \$ 189,347.00 | \$ 10,566.50 | \$ 11,357.45 | \$ 177,989.55 | 94.0% |
| Expense | | | | | | |
| 600-10-63150-10 | FINANCIAL RESERVE | 92,022.23 | - | - | 92,022.23 | 100.0% |
| 600-60-70550-10 | DEBT SERVICE EXPENDITURE - INTEREST | 139,122.80 | - | - | 139,122.80 | 100.0% |
| | Expense Total: | \$ 231,145.03 | \$ - | \$ - | \$ 231,145.03 | 100.0% |
| | Net Financial Sources (Uses): | \$ (41,798.03) | \$ 10,566.50 | \$ 11,357.45 | \$ (53,155.48) | |
| | Beginning Restricted Fund Balance July 1, 2019 | \$41,798.03 | | | | |

Superstition Fire & Medical District Monthly Pinal County Treasurer's Bank Account Reconciliation

100 General Fund

Reconciliation References:

| | |
|----|---|
| BB | Previous month's bank ending balance / current month's bank beginning balance |
| A | Interest Income |
| B | Current month's Pinal County real property tax receipts |
| C | Current month's Pinal County personal property tax receipts |
| D | Current month's FDAT receipts |
| E | Current month's Maricopa County tax receipts |
| F | Current month's deposits |
| G | Current month's Accounts Payable disbursements |
| H | Current month's Payroll disbursements |
| I | Payroll wire service fees |
| J | Current month's bank ending balance |
| K | LOC Advances |
| L | LOC Interest |
| M | LOC Payments |
| N | Accounts Payable checks outstanding at month-end |
| O | Payroll checks outstanding at month-end |
| P | Current month's deposit's in transit |
| Q | Payroll clearing account balance at month-end |
| R | Cash Balance per G/L Balance Sheet |
| S | Chase MasterCard credit card payment – warrant #1102029192 (paid 9/18/19) |



**Superstition Fire & Medical District
General (Fund 100) Cash Reconciliation
Fiscal Year 2019 - 2020
9/30/2019**



| | | | | |
|---------------------|-----------------------------|-----------------------|-------------------|---------------------------------|
| | Deposits (Cash Receipts) | Cash Disbursements | Refunded Taxes | Book Balance |
| Book Balance as of: | 9/1/2019 | | | <u>(5,735,368.64)</u> BB |

Activity During the Month

Journal Entries:

| | | | | |
|----------------------------|----------|--|--|-------------------|
| Interest Income (Expense): | 2,019.56 | | | 2,019.56 A |
| Cash Receipts | | | | |

| | | | | |
|------------------------|------------|--|----------|--------------------|
| 2013 Real Estate Taxes | | | | - |
| 2014 Real Estate Taxes | | | | - |
| 2015 Real Estate Taxes | | | | - |
| 2016 Real Estate Taxes | | | | - |
| 2017 Real Estate Taxes | | | | 0.00 B |
| 2018 Real Estate Taxes | 14,389.61 | | | 14,389.61 |
| 2019 Real Estate Taxes | 713,580.71 | | (331.87) | 713,248.84 |
| 2009 Pers. Prop. Taxes | | | | 0.00 |
| 2010 Pers. Prop. Taxes | | | | 0.00 |
| 2011 Pers. Prop. Taxes | | | | 0.00 |
| 2012 Pers. Prop. Taxes | 1.24 | | | 1.24 |
| 2013 Pers. Prop. Taxes | 66.97 | | | 66.97 C |
| 2014 Pers. Prop. Taxes | 183.66 | | | 183.66 |
| 2015 Pers. Prop. Taxes | 217.64 | | | 217.64 |
| 2016 Pers. Prop. Taxes | 317.60 | | | 317.60 |
| 2017 Pers. Prop. Taxes | 1,216.18 | | | 1,216.18 |
| 2018 Pers. Prop. Taxes | 1,945.50 | | | 1,945.50 |
| 2019 Pers. Prop. Taxes | 123,982.00 | | | 123,982.00 |
| SRP Contributions | | | | - |
| FDAT | 18,706.91 | | | 18,706.91 D |
| Maricopa County Taxes | 53.10 | | | 53.10 E |

| | | | | |
|------------------|--|--|--|--------------------|
| Deposits | | | | 86,674.50 F |
| Revenue Transfer | | | | 0.00 |

| | | | | |
|------------------------------|--|--------------|--|-----------------------|
| Cash Disbursements | | | | |
| A) Accounts Payable Activity | | (343,108.16) | | (343,108.16) G |
| B) Payroll Activity | | (916,346.12) | | (916,346.12) H |
| C) Payroll Wire Fees | | (50.00) | | (50.00) I |
| D) Stop Payment Fee | | | | - |
| D) Transfer In / Out | | | | - |
| D) Transfer In / Out | | | | - |
| D) Transfer In / Out | | | | - |
| E) Refund Interest | | | | 0.00 |

| | | | | |
|--|---------------------|-----------------------|--|-----------------------|
| | <u>\$963,355.18</u> | <u>(1,259,504.28)</u> | | <u>(6,031,849.61)</u> |
|--|---------------------|-----------------------|--|-----------------------|

Pinal County Bank Balance

| | | | |
|-------------------------------------|-----------|-------------------------|-----------------------|
| Ending Bank Balance as of: | 9/30/2019 | Balance from YTD Column | 0.00 J |
| Less: Line of Credit Advances | | | (342,679.51) K |
| Less: Line of Credit Interest | | | 826.72 L |
| Plus: Line of Credit Payments | | | 294,508.05 M |
| Less: Outstanding Warrants | | | |
| | | A/P | (138,117.31) N |
| | | Payroll | (194,200.29) O |
| Plus: Deposit in book / not at bank | | | 191.45 P |
| Less: Deposit in bank / not in book | | | 0.00 |
| | | | <u>(379,470.89)</u> |

| | |
|---|---------------------|
| Cash Balance in Payroll Clearing Account | 100.00 Q |
| Cash Balance in Electronic / ACH Clearing Account | 0.00 |
| Petty Cash | 100.00 |
| | <u>(379,270.89)</u> |

Prepared by: *[Signature]* 10/1/19

Reviewed by: *[Signature]* 10/1/19

Balance per B/S (379,270.89) **R**

Difference 0.00



Pinal County Treasurer

Monthly Statement

Date Range: 9/1/2019 to 9/30/2019

| Account | Period | YTD | | |
|-------------------|---|----------------|-----------------------|--------------|
| 6116421001 | Superstition Fire & Medical District | | | |
| Begin Balance: | 29,581.76 | 2,323,341.02 | | |
| Income: | 1,305,702.82 | 1,713,997.50 | | |
| LOC Advance: | 342,679.51 | 342,679.51 | | |
| Expense: | (1,335,284.58) | (4,037,338.52) | LOC: | (48,171.46) |
| LOC Payments: | (294,508.05) | (294,508.05) | Warrants Outstanding: | (332,317.60) |
| Cash Balance: | ⑤ .00 | .00 | End: | (380,489.06) |

Monthly Statement Summary

| Source Code | Description | MTDAmount | YTDAmount |
|-------------------|---|---------------------------|---------------------|
| 6116421001 | Superstition Fire & Medical District | Beginning Balance: | 29,581.76 |
| | | | 2,323,341.02 |
| 11100.2015 | 2015 Real Estate Taxes | .00 | 2.54 |
| 11100.2016 | 2016 Real Estate Taxes | .00 | 2.43 |
| 11100.2017 | 2017 Real Estate Taxes | .00 | 2.43 |
| 11100.2018 | 2018 Real Estate Taxes | 14,389.61 | 62,441.16 |
| 11100.2019 | 2019 Real Estate Taxes | 713,248.84 | 715,394.34 |
| 12100.2010 | 2010 Personal Property Taxes | .00 | 36.45 |
| 12100.2011 | 2011 Personal Property Taxes | .00 | 40.31 |
| 12100.2012 | 2012 Personal Property Taxes | 1.24 | 42.00 |
| 12100.2013 | 2013 Personal Property Taxes | 66.97 | 121.94 |
| 12100.2014 | 2014 Personal Property Taxes | 183.66 | 369.35 |
| 12100.2015 | 2015 Personal Property Taxes | 217.64 | 349.54 |
| 12100.2016 | 2016 Personal Property Taxes | 317.60 | 911.57 |
| 12100.2017 | 2017 Personal Property Taxes | 1,216.18 | 2,366.73 |
| 12100.2018 | 2018 Personal Property Taxes | 1,945.50 | 7,869.26 |
| 12100.2019 | 2019 Personal Property Taxes | 123,982.00 | 123,982.00 |
| 15130.0 | Contributions Fire Assistance | 18,706.91 | 177,445.54 |
| 15150.0 | Maricopa County Tax Collection | 53.10 | 514.79 |
| 21100.40 | Wells Fargo Bank Investment Interest | 5.02 | 48.26 |
| 21100.41 | Wells Fargo Repo Investment Interest | 147.58 | 2,070.39 |
| 21100.43 | Wells Fargo Trust Investment Interest | 15.78 | 109.11 |
| 21100.46 | Wells Fargo Investment Investment Interest | 159.14 | 1,184.87 |
| 21100.55 | Multi-Bank Securities Investment Interest | 619.89 | 1,429.10 |
| 21100.70 | Vining Sparks Investment Interest | 1,024.37 | 5,208.48 |
| 21100.80 | Stifel Nicolaus & Company Investment Interest | 47.78 | 1,489.81 |
| 73160.0 | Deposits | 86,674.50 | 268,508.41 |
| 73750.0 | Revenue Transfer | .00 | (622.82) |
| 76100.0 | Line of Credit Advance | 342,679.51 | 342,679.51 |
| 90930.0 | Warrants Redeemed | (343,108.16) | (1,686,979.53) |
| 91010.0 | Line of Credit Payments | (294,508.05) | (294,508.05) |
| 91020.0 | Line of Credit Interest Payment | (826.72) | (826.72) |
| 91220.0 | Disbursed by County Treasurer | (696,791.65) | (2,054,874.22) |
| 91280.0 | Outgoing Wire Fee | (40.00) | (120.00) |
| 91290.0 | Outgoing Wire Surcharge | (10.00) | (30.00) |
| | Ending Balance: | .00 | .00 |

Monthly Statement Detail

| Date | Notes | Doc # | Amount | C/D |
|--|------------------------|-------|-------------------------------------|-----|
| 6116421001 Superstition Fire & Medical District | | | Beginning Balance: 29,581.76 | |
| 11100.2018 | 2018 Real Estate Taxes | | 14,389.61 | |
| | | | Source Code Total: 14,389.61 | |



Pinal County Treasurer

Monthly Statement

Date Range: 9/1/2019 to 9/30/2019

| | | | | |
|-----------------------------------|------------------|---|-------------------------------|---|
| 09/03 | Tax Distribution | 0 | 2.08 | C |
| 09/03 | Tax Distribution | 0 | 26.43 | C |
| 09/03 | Tax Distribution | 0 | 54.19 | C |
| 09/04 | Tax Distribution | 0 | 28.25 | C |
| 09/05 | Tax Distribution | 0 | 61.46 | C |
| 09/05 | Tax Distribution | 0 | 31.05 | C |
| 09/06 | Tax Distribution | 0 | 5.09 | C |
| 09/06 | Tax Distribution | 0 | 44.46 | C |
| 09/09 | Tax Distribution | 0 | 190.77 | C |
| 09/09 | Tax Distribution | 0 | 299.38 | C |
| 09/10 | Tax Distribution | 0 | 3.31 | C |
| 09/11 | Tax Distribution | 0 | 3.31 | C |
| 09/11 | Tax Distribution | 0 | 225.91 | C |
| 09/11 | Tax Distribution | 0 | 106.30 | C |
| 09/13 | Tax Distribution | 0 | 3,270.65 | C |
| 09/16 | Tax Distribution | 0 | 490.41 | C |
| 09/17 | Tax Distribution | 0 | 224.00 | C |
| 09/17 | Tax Distribution | 0 | 191.79 | C |
| 09/18 | Tax Distribution | 0 | 556.02 | C |
| 09/18 | Tax Distribution | 0 | 4.15 | C |
| 09/18 | Tax Distribution | 0 | 160.11 | C |
| 09/18 | Tax Distribution | 0 | 147.05 | C |
| 09/19 | Tax Distribution | 0 | 225.61 | C |
| 09/20 | Tax Distribution | 0 | 1,304.84 | C |
| 09/23 | Tax Distribution | 0 | 1,034.10 | C |
| 09/24 | Tax Distribution | 0 | 221.10 | C |
| 09/25 | Tax Distribution | 0 | 1,238.76 | C |
| 09/25 | Tax Distribution | 0 | 55.06 | C |
| 09/25 | Tax Distribution | 0 | 1,366.76 | C |
| 09/26 | Tax Distribution | 0 | 644.51 | C |
| 09/26 | Tax Distribution | 0 | 762.02 | C |
| 09/26 | Tax Distribution | 0 | 1,287.63 | C |
| 09/30 | Tax Distribution | 0 | 67.99 | C |
| 09/30 | Tax Distribution | 0 | 55.06 | C |
| 11100.2019 2019 Real Estate Taxes | | | Source Code Total: 713,248.84 | |
| 09/03 | Tax Distribution | 0 | 284.12 | C |
| 09/03 | Tax Distribution | 0 | 863.70 | C |
| 09/03 | Tax Distribution | 0 | 485.18 | C |
| 09/04 | Tax Distribution | 0 | 86.84 | C |
| 09/04 | Tax Distribution | 0 | 2,468.44 | C |
| 09/04 | Tax Distribution | 0 | 1,012.62 | C |
| 09/04 | Tax Distribution | 0 | 2,013.71 | C |
| 09/05 | Tax Distribution | 0 | 2,789.94 | C |
| 09/05 | Tax Distribution | 0 | 989.44 | C |
| 09/05 | Tax Distribution | 0 | 1,514.54 | C |
| 09/06 | Tax Distribution | 0 | 103.39 | C |
| 09/06 | Tax Distribution | 0 | 789.65 | C |
| 09/06 | Tax Distribution | 0 | 512.09 | C |
| 09/06 | Tax Distribution | 0 | 995.93 | C |
| 09/09 | Tax Distribution | 0 | 2,545.00 | C |
| 09/09 | Tax Distribution | 0 | 884.62 | C |
| 09/09 | Tax Distribution | 0 | 239.97 | C |
| 09/09 | Tax Distribution | 0 | 261.75 | C |
| 09/10 | Tax Distribution | 0 | 1,004.75 | C |
| 09/10 | Tax Distribution | 0 | 1,081.20 | C |
| 09/11 | Tax Distribution | 0 | 739.85 | C |
| 09/11 | Tax Distribution | 0 | 421.65 | C |

+ 331.82
 713,580.71



Pinal County Treasurer

Monthly Statement

Date Range: 9/1/2019 to 9/30/2019

| | | | | |
|---|------------------|---|-----------|---|
| 09/11 | Tax Distribution | 0 | 764.06 | C |
| 09/11 | Tax Distribution | 0 | 1,789.76 | C |
| 09/11 | Tax Distribution | 0 | 734.59 | C |
| 09/12 | Tax Distribution | 0 | 1,541.86 | C |
| 09/12 | Tax Distribution | 0 | 370.58 | C |
| 09/12 | Tax Distribution | 0 | 1,516.11 | C |
| 09/13 | Tax Distribution | 0 | 1,545.87 | C |
| 09/13 | Tax Distribution | 0 | 381.12 | C |
| 09/13 | Tax Distribution | 0 | 350.63 | C |
| 09/16 | Tax Distribution | 0 | 1,492.17 | C |
| 09/16 | Tax Distribution | 0 | 3,079.76 | C |
| 09/16 | Tax Distribution | 0 | 615.32 | C |
| 09/16 | Tax Distribution | 0 | 1,191.38 | C |
| 09/17 | Tax Distribution | 0 | 627.44 | C |
| 09/17 | Tax Distribution | 0 | 3,451.07 | C |
| 09/17 | Tax Distribution | 0 | 2,191.51 | C |
| 09/17 | Tax Distribution | 0 | 904.41 | C |
| 09/18 | Tax Distribution | 0 | 950.40 | C |
| 09/18 | Tax Distribution | 0 | 6,786.37 | C |
| 09/18 | Tax Distribution | 0 | 3,233.70 | C |
| 09/18 | Tax Distribution | 0 | 1,939.36 | C |
| 09/18 | Tax Distribution | 0 | 1,680.28 | C |
| 09/19 | Tax Distribution | 0 | 4,181.56 | C |
| 09/19 | Tax Distribution | 0 | 419.35 | C |
| 09/19 | Tax Distribution | 0 | 6,742.59 | C |
| 09/19 | Tax Distribution | 0 | 2,282.39 | C |
| 09/20 | Tax Distribution | 0 | 1,348.33 | C |
| 09/20 | Tax Distribution | 0 | 14,328.00 | C |
| 09/20 | Tax Distribution | 0 | 7,561.95 | C |
| 09/20 | Tax Distribution | 0 | 667.94 | C |
| 09/23 | Tax Distribution | 0 | (331.87) | C |
| 09/23 | Tax Distribution | 0 | 11,940.29 | C |
| 09/23 | Tax Distribution | 0 | 4,349.63 | C |
| 09/23 | Tax Distribution | 0 | 23,329.87 | C |
| 09/23 | Tax Distribution | 0 | 1,082.96 | C |
| 09/24 | Tax Distribution | 0 | 32,835.78 | C |
| 09/24 | Tax Distribution | 0 | 38,839.34 | C |
| 09/24 | Tax Distribution | 0 | 568.37 | C |
| 09/25 | Tax Distribution | 0 | 138.08 | C |
| 09/25 | Tax Distribution | 0 | 80,906.64 | C |
| 09/25 | Tax Distribution | 0 | 24,266.69 | C |
| 09/25 | Tax Distribution | 0 | 36,576.83 | C |
| 09/25 | Tax Distribution | 0 | 20,856.09 | C |
| 09/26 | Tax Distribution | 0 | 503.86 | C |
| 09/26 | Tax Distribution | 0 | 73,095.61 | C |
| 09/26 | Tax Distribution | 0 | 28,540.86 | C |
| 09/26 | Tax Distribution | 0 | 29,696.60 | C |
| 09/27 | Tax Distribution | 0 | 13,449.23 | C |
| 09/27 | Tax Distribution | 0 | 4,545.77 | C |
| 09/27 | Tax Distribution | 0 | 12,184.98 | C |
| 09/27 | Tax Distribution | 0 | 28,158.38 | C |
| 09/30 | Tax Distribution | 0 | 66,763.04 | C |
| 09/30 | Tax Distribution | 0 | 40,467.92 | C |
| 09/30 | Tax Distribution | 0 | 24,926.51 | C |
| 09/30 | Tax Distribution | 0 | 17,172.71 | C |
| 09/30 | Tax Distribution | 0 | 1,626.43 | C |
| 12100.2012 2012 Personal Property Taxes | | | | |

Source Code Total: 1.24



Pinal County Treasurer

Monthly Statement

Date Range: 9/1/2019 to 9/30/2019

| | | | | |
|---|------------------|---|-----------------------------|---|
| 09/09 | Tax Distribution | 0 | 1.24 | C |
| 12100.2013 2013 Personal Property Taxes | | | Source Code Total: 66.97 | |
| 09/09 | Tax Distribution | 0 | 43.53 | C |
| 09/12 | Tax Distribution | 0 | 23.44 | C |
| 12100.2014 2014 Personal Property Taxes | | | Source Code Total: 183.66 | |
| 09/04 | Tax Distribution | 0 | 81.78 | C |
| 09/09 | Tax Distribution | 0 | 2.87 | C |
| 09/09 | Tax Distribution | 0 | 46.15 | C |
| 09/12 | Tax Distribution | 0 | 24.35 | C |
| 09/25 | Tax Distribution | 0 | 28.51 | C |
| 12100.2015 2015 Personal Property Taxes | | | Source Code Total: 217.64 | |
| 09/04 | Tax Distribution | 0 | 102.22 | C |
| 09/09 | Tax Distribution | 0 | 44.66 | C |
| 09/12 | Tax Distribution | 0 | 23.88 | C |
| 09/18 | Tax Distribution | 0 | 31.11 | C |
| 09/23 | Tax Distribution | 0 | 6.60 | C |
| 09/24 | Tax Distribution | 0 | 9.17 | C |
| 12100.2016 2016 Personal Property Taxes | | | Source Code Total: 317.60 | |
| 09/04 | Tax Distribution | 0 | 104.14 | C |
| 09/05 | Tax Distribution | 0 | 1.93 | C |
| 09/09 | Tax Distribution | 0 | 44.70 | C |
| 09/11 | Tax Distribution | 0 | 6.23 | C |
| 09/12 | Tax Distribution | 0 | 24.32 | C |
| 09/17 | Tax Distribution | 0 | 118.94 | C |
| 09/24 | Tax Distribution | 0 | 13.11 | C |
| 09/24 | Tax Distribution | 0 | 4.23 | C |
| 12100.2017 2017 Personal Property Taxes | | | Source Code Total: 1,216.18 | |
| 09/04 | Tax Distribution | 0 | 104.12 | C |
| 09/06 | Tax Distribution | 0 | 4.45 | C |
| 09/09 | Tax Distribution | 0 | 27.57 | C |
| 09/09 | Tax Distribution | 0 | 44.69 | C |
| 09/10 | Tax Distribution | 0 | 3.56 | C |
| 09/12 | Tax Distribution | 0 | 24.33 | C |
| 09/19 | Tax Distribution | 0 | 6.96 | C |
| 09/23 | Tax Distribution | 0 | 53.72 | C |
| 09/24 | Tax Distribution | 0 | 4.45 | C |
| 09/24 | Tax Distribution | 0 | 32.86 | C |
| 09/25 | Tax Distribution | 0 | 14.19 | C |
| 09/30 | Tax Distribution | 0 | 895.28 | C |
| 12100.2018 2018 Personal Property Taxes | | | Source Code Total: 1,945.50 | |
| 09/03 | Tax Distribution | 0 | 3.40 | C |
| 09/04 | Tax Distribution | 0 | 36.61 | C |
| 09/06 | Tax Distribution | 0 | 22.18 | C |
| 09/06 | Tax Distribution | 0 | 101.43 | C |
| 09/09 | Tax Distribution | 0 | 209.80 | C |
| 09/09 | Tax Distribution | 0 | 66.18 | C |
| 09/10 | Tax Distribution | 0 | 84.55 | C |
| 09/11 | Tax Distribution | 0 | 19.54 | C |
| 09/11 | Tax Distribution | 0 | 14.63 | C |
| 09/12 | Tax Distribution | 0 | 365.73 | C |
| 09/18 | Tax Distribution | 0 | 98.22 | C |
| 09/18 | Tax Distribution | 0 | 22.79 | C |
| 09/19 | Tax Distribution | 0 | 135.33 | C |
| 09/19 | Tax Distribution | 0 | 103.97 | C |
| 09/23 | Tax Distribution | 0 | 1.57 | C |
| 09/23 | Tax Distribution | 0 | 15.42 | C |
| 09/24 | Tax Distribution | 0 | 26.27 | C |



Pinal County Treasurer

Monthly Statement

Date Range: 9/1/2019 to 9/30/2019

| | | | | |
|---|------------------|---|-------------------------------|---|
| 09/24 | Tax Distribution | 0 | 75.38 | C |
| 09/25 | Tax Distribution | 0 | 108.23 | C |
| 09/25 | Tax Distribution | 0 | 40.59 | C |
| 09/25 | Tax Distribution | 0 | 75.17 | C |
| 09/26 | Tax Distribution | 0 | 22.89 | C |
| 09/27 | Tax Distribution | 0 | 6.47 | C |
| 09/27 | Tax Distribution | 0 | 40.25 | C |
| 09/30 | Tax Distribution | 0 | 157.12 | C |
| 09/30 | Tax Distribution | 0 | 91.78 | C |
| 12100.2019 2019 Personal Property Taxes | | | Source Code Total: 123,982.00 | |
| 09/03 | Tax Distribution | 0 | 90.16 | C |
| 09/03 | Tax Distribution | 0 | 111.74 | C |
| 09/03 | Tax Distribution | 0 | 49.05 | C |
| 09/04 | Tax Distribution | 0 | 17.67 | C |
| 09/04 | Tax Distribution | 0 | 294.50 | C |
| 09/05 | Tax Distribution | 0 | 208.32 | C |
| 09/05 | Tax Distribution | 0 | 13.19 | C |
| 09/05 | Tax Distribution | 0 | 25.91 | C |
| 09/06 | Tax Distribution | 0 | 242.73 | C |
| 09/06 | Tax Distribution | 0 | 4,288.70 | C |
| 09/06 | Tax Distribution | 0 | 165.12 | C |
| 09/09 | Tax Distribution | 0 | 487.34 | C |
| 09/09 | Tax Distribution | 0 | 56.25 | C |
| 09/09 | Tax Distribution | 0 | 35.93 | C |
| 09/10 | Tax Distribution | 0 | 169.99 | C |
| 09/10 | Tax Distribution | 0 | 390.40 | C |
| 09/11 | Tax Distribution | 0 | 132.78 | C |
| 09/11 | Tax Distribution | 0 | 121.78 | C |
| 09/12 | Tax Distribution | 0 | 497.33 | C |
| 09/12 | Tax Distribution | 0 | 134.17 | C |
| 09/13 | Tax Distribution | 0 | 24.81 | C |
| 09/13 | Tax Distribution | 0 | 148.03 | C |
| 09/16 | Tax Distribution | 0 | 229.78 | C |
| 09/16 | Tax Distribution | 0 | 211.19 | C |
| 09/17 | Tax Distribution | 0 | 209.65 | C |
| 09/17 | Tax Distribution | 0 | 242.40 | C |
| 09/17 | Tax Distribution | 0 | 87.92 | C |
| 09/18 | Tax Distribution | 0 | 47.46 | C |
| 09/18 | Tax Distribution | 0 | 1,831.71 | C |
| 09/18 | Tax Distribution | 0 | 36.24 | C |
| 09/18 | Tax Distribution | 0 | 611.89 | C |
| 09/19 | Tax Distribution | 0 | 1,589.34 | C |
| 09/19 | Tax Distribution | 0 | 760.40 | C |
| 09/19 | Tax Distribution | 0 | 184.27 | C |
| 09/20 | Tax Distribution | 0 | 242.44 | C |
| 09/20 | Tax Distribution | 0 | 3,941.33 | C |
| 09/20 | Tax Distribution | 0 | 986.53 | C |
| 09/20 | Tax Distribution | 0 | 30.79 | C |
| 09/23 | Tax Distribution | 0 | 2,044.34 | C |
| 09/23 | Tax Distribution | 0 | 1,031.00 | C |
| 09/23 | Tax Distribution | 0 | 2,888.54 | C |
| 09/24 | Tax Distribution | 0 | 3,632.38 | C |
| 09/24 | Tax Distribution | 0 | 8,532.27 | C |
| 09/25 | Tax Distribution | 0 | 14,847.13 | C |
| 09/25 | Tax Distribution | 0 | 2,407.64 | C |
| 09/25 | Tax Distribution | 0 | 8,410.75 | C |
| 09/25 | Tax Distribution | 0 | 6,109.05 | C |



Pinal County Treasurer

Monthly Statement

Date Range: 9/1/2019 to 9/30/2019

| | | | | |
|--|---|---|------------------------------|-----|
| 09/26 | Tax Distribution | 0 | 13,520.08 | C |
| 09/26 | Tax Distribution | 0 | 4,788.09 | C |
| 09/26 | Tax Distribution | 0 | 4,280.41 | C |
| 09/27 | Tax Distribution | 0 | 4,125.99 | C |
| 09/27 | Tax Distribution | 0 | 179.94 | C |
| 09/27 | Tax Distribution | 0 | 1,887.39 | C |
| 09/27 | Tax Distribution | 0 | 4,717.13 | C |
| 09/30 | Tax Distribution | 0 | 13,891.95 | C |
| 09/30 | Tax Distribution | 0 | 4,145.76 | C |
| 09/30 | Tax Distribution | 0 | 1,941.50 | C |
| 09/30 | Tax Distribution | 0 | 1,544.61 | C |
| 09/30 | Tax Distribution | 0 | 106.81 | C |
| 15130.0 Contributions Fire Assistance | | | Source Code Total: 18,706.91 | |
| 09/03 | Fire District Assistance Tax 0.258100 | 0 | 165.25 | C |
| 09/04 | Fire District Assistance Tax 0.258100 | 0 | 137.01 | C |
| 09/05 | Fire District Assistance Tax 0.258100 | 0 | 164.59 | C |
| 09/06 | Fire District Assistance Tax 0.258100 | 0 | 231.95 | C |
| 09/09 | Fire District Assistance Tax 0.258100 | 0 | 237.46 | C |
| 09/10 | Fire District Assistance Tax 0.258100 | 0 | 101.18 | C |
| 09/11 | Fire District Assistance Tax 0.258100 | 0 | 281.79 | C |
| 09/12 | Fire District Assistance Tax 0.258100 | 0 | 148.05 | C |
| 09/13 | Fire District Assistance Tax 0.258100 | 0 | 149.36 | C |
| 09/16 | Fire District Assistance Tax 0.258100 | 0 | 192.26 | C |
| 09/17 | Fire District Assistance Tax 0.258100 | 0 | 243.21 | C |
| 09/18 | Fire District Assistance Tax 0.258100 | 0 | 430.18 | C |
| 09/19 | Fire District Assistance Tax 0.258100 | 0 | 633.39 | C |
| 09/20 | Fire District Assistance Tax 0.258100 | 0 | 724.96 | C |
| 09/23 | Fire District Assistance Tax 0.258100 | 0 | 1,250.02 | C |
| 09/24 | Fire District Assistance Tax 0.258100 | 0 | 1,976.99 | C |
| 09/25 | Fire District Assistance Tax 0.258100 | 0 | 3,646.86 | C |
| 09/26 | Fire District Assistance Tax 0.258100 | 0 | 2,941.98 | C |
| 09/27 | Fire District Assistance Tax 0.258100 | 0 | 1,914.02 | C |
| 09/30 | Fire District Assistance Tax 0.258100 | 0 | 3,136.40 | C |
| 15150.0 Maricopa County Tax Collection | | | Source Code Total: 53.10 | |
| 09/13 | Superstition Fire Proceeds from Maricopa Co Wired | 0 | 53.10 | C |
| 21100.40 Wells Fargo Bank Investment Interest | | | Source Code Total: 5.02 | |
| 09/03 | Investment Interest | 0 | 5.02 | C |
| 21100.41 Wells Fargo Repo Investment Interest | | | Source Code Total: 147.58 | |
| 09/03 | Investment Interest | 0 | 147.58 | C |
| 21100.43 Wells Fargo Trust Investment Interest | | | Source Code Total: 15.78 | |
| 09/05 | Investment Interest | 0 | 15.78 | C |
| 21100.46 Wells Fargo Investment Investment Interest | | | Source Code Total: 159.14 | |
| 09/30 | Investment Interest | 0 | 159.14 | C |
| 21100.55 Multi-Bank Securities Investment Interest | | | Source Code Total: 619.89 | |
| 09/12 | Investment Interest | 0 | 312.45 | C |
| 09/16 | Investment Interest | 0 | 13.75 | C |
| 09/27 | Investment Interest | 0 | 212.92 | C |
| 09/30 | Investment Interest | 0 | 80.77 | C |
| 21100.70 Vining Sparks Investment Interest | | | Source Code Total: 1,024.37 | |
| 09/03 | Investment Interest | 0 | 184.69 | C |
| 09/18 | Investment Interest | 0 | 271.51 | C |
| 09/19 | Investment Interest | 0 | 330.34 | C |
| 09/30 | Investment Interest | 0 | 237.83 | C |
| 21100.80 Stifel Nicolaus & Company Investment Interest | | | Source Code Total: 47.78 | |
| 09/09 | Investment Interest | 0 | 47.78 | C |
| 73160.0 Deposits | | | Source Code Total: 86,674.50 | |
| 09/05 | WIRED MONEY TO GENERAL FUND | 0 | 230.00 | C ✓ |



Pinal County Treasurer

Monthly Statement

Date Range: 9/1/2019 to 9/30/2019

| | | | | |
|--------------------------------|--|---|-------------------------------|---|
| 09/06 | WIRED MONEY TO GENERAL FUND | 0 | 71,314.84 | C |
| 09/11 | 100.10.42600.15 S Kurin/inv 5464/CASH | 0 | 10.00 | C |
| 09/11 | 100.10.42600.15 Wattel & York/inv 5465/ck 79854 | 0 | 20.00 | C |
| 09/11 | 100.10.42600.15 Viper Law Group/inv 5466/ck 5487 | 0 | 20.00 | C |
| 09/11 | 100.10.42600.15 Shell & Nermyr/inv 5469/ck 5963 | 0 | 20.00 | C |
| 09/11 | 100.10.42500.50 Branson PT/inv 5476/ck 3863 | 0 | 20.00 | C |
| 09/11 | 100.10.42700.50 Circle K/inv 5477/ck 10342751 | 0 | 800.00 | C |
| 09/11 | 100.20.62140.20 McNeil & Co/inv 5458/ck 111515 | 0 | 236.84 | C |
| 09/11 | 100.10.43200.20 Superior Fire/inv 5438/ck 40283 | 0 | 1,436.78 | C |
| 09/11 | 100.10.53965.10 PSPRS/inv 5413/ck 210031 | 0 | 663.51 | C |
| 09/11 | 100.10.53965.10 J Kevin/inv 5471/ck 629007638 | 0 | 276.10 | C |
| 09/11 | 100.10.53965.10 | 0 | 1,271.58 | C |
| 09/11 | 100.10.53965.10 D Montgomery/inv 5410/ck 7692 | 0 | 545.84 | C |
| 09/11 | 100.10.43100.40 AZ St Land/5480, 5479/ 9366415 | 0 | 5,113.88 | C |
| 09/12 | WIRED MONEY TO GENERAL FUND | 0 | 20.00 | C |
| 09/18 | 100.10.42600.15 Riggs & Porter/inv 5481/ck 1371 | 0 | 20.00 | C |
| 09/18 | 100.10.42500.50 MercyRdChiropractic/inv 5490/2435 | 0 | 20.00 | C |
| 09/18 | 100.10.42500.50 July Holder Ins/inv 5489/ck 3055 | 0 | 20.00 | C |
| 09/18 | 100.10.43500.41 AvalonCharter/inv 5375/ck 36542564 | 0 | 455.00 | C |
| 09/18 | 100.10.43500.41 Saguaro Fitness/inv 5459/ck 1640 | 0 | 380.00 | C |
| 09/18 | 100.10.45900.10 SRC Oil/inv 5488/ck 10273 | 0 | 11.25 | C |
| 09/18 | 100.10.53965.10 P Gallagher/inv 5470/ck 1998 | 0 | 284.61 | C |
| 09/18 | 100.10.42200.41 AntennaSites/inv 5482/ck 20108 | 0 | 793.89 | C |
| 09/19 | WIRED MONEY TO GENERAL FUND | 0 | 40.00 | C |
| 09/30 | WIRED MONEY TO GENERAL FUND | 0 | 300.00 | C |
| 09/30 | 100.10.42500.50 King Chiropractic/inv 5506/CASH | 0 | 20.00 | C |
| 09/30 | 100.10.42500.50 Starwood Nails/inv 5504/ck 1567 | 0 | 20.00 | C |
| 09/30 | 100.10.42500.50 CSC Electrical/inv 5505/ck 5008 | 0 | 20.00 | C |
| 09/30 | 100.10.42500.50 Klitzke Chiropractic/inv 5511/ck 5 | 0 | 20.00 | C |
| 09/30 | 100.10.42500.50 Hair Works/inv 5512/ck 1659 | 0 | 20.00 | C |
| 09/30 | 100.10.42500.50 AZ Wholesale/inv 5513/ck 2193 | 0 | 20.00 | C |
| 09/30 | 100.10.42500.50 Lost Dutchman Realty/inv 5510/2600 | 0 | 20.00 | C |
| 09/30 | 100.10.42500.50 Charbel Smoke City/inv 5497/2025 | 0 | 20.00 | C |
| 09/30 | 100.10.42500.50 Water N Ice/inv 5498/ck 1792 | 0 | 20.00 | C |
| 09/30 | 100.10.42500.50 S Moeller PLLC/inv 5494/ck 6062 | 0 | 20.00 | C |
| 09/30 | 100.10.42600.15 | 0 | 20.00 | C |
| 09/30 | 100.10.42600.15 Lerner&Rowe/inv 5492/ck 121833 | 0 | 20.00 | C |
| 09/30 | 100.10.45900.10 Thursday GC FH/inv 5496/ck 1089 | 0 | 30.00 | C |
| 09/30 | 100.10.43200.20. Town of Superior/inv 5467/ck 4034 | 0 | 10.29 | C |
| 09/30 | 100.10.53965.10 ASRS./inv 5475/ck 17344 | 0 | 135.00 | C |
| 09/30 | 100.10.53965.10 PSPRS/inv 5474/ck 210167 | 0 | 663.51 | C |
| 09/30 | 100.10.53965.10 P Bourgeois/inv 5473/ck 119 | 0 | 1,271.58 | C |
| 76100.0 Line of Credit Advance | | | Source Code Total: 342,679.51 | |
| 09/04 | Line of Credit Advance | 0 | 18,853.88 | C |
| 09/05 | Line of Credit Advance | 0 | 76,452.30 | C |
| 09/06 | Line of Credit Advance | 0 | 12,444.52 | C |
| 09/09 | Line of Credit Advance | 0 | 6,015.28 | C |
| 09/10 | Line of Credit Advance | 0 | 104,786.00 | C |
| 09/11 | Line of Credit Advance | 0 | 14,436.72 | C |
| 09/12 | Line of Credit Advance | 0 | 6,519.46 | C |
| 09/13 | Line of Credit Advance | 0 | 117.81 | C |
| 09/16 | Line of Credit Advance | 0 | 1,215.87 | C |
| 09/17 | Line of Credit Advance | 0 | 5,327.30 | C |
| 09/18 | Line of Credit Advance | 0 | 38,183.91 | C |
| 09/19 | Line of Credit Advance | 0 | 7,200.37 | C |
| 09/20 | Line of Credit Advance | 0 | 6,590.50 | C |
| 09/23 | Line of Credit Advance | 0 | 1,207.40 | C |



Pinal County Treasurer

Monthly Statement

Date Range: 9/1/2019 to 9/30/2019

| | | | | |
|---|--|---|---------------------------------|---|
| 09/24 | Line of Credit Advance | 0 | 13,584.78 | C |
| 09/25 | Line of Credit Advance | 0 | 19,661.28 | C |
| 09/26 | Line of Credit Advance | 0 | 5,078.09 | C |
| 09/30 | Line of Credit Advance | 0 | 5,004.04 | C |
| 90930.0 Warrants Redeemed | | | Source Code Total: (343,108.16) | |
| 09/03 | Paid Warrants | 0 | (428.65) | D |
| 09/04 | Paid Warrants | 0 | (18,853.88) | D |
| 09/05 | Paid Warrants | 0 | (76,452.30) | D |
| 09/06 | Paid Warrants | 0 | (12,444.52) | D |
| 09/09 | Paid Warrants | 0 | (6,015.28) | D |
| 09/10 | Paid Warrants | 0 | (104,786.00) | D |
| 09/11 | Paid Warrants | 0 | (14,436.72) | D |
| 09/12 | Paid Warrants | 0 | (6,519.46) | D |
| 09/13 | Paid Warrants | 0 | (117.81) | D |
| 09/16 | Paid Warrants | 0 | (1,215.87) | D |
| 09/17 | Paid Warrants | 0 | (5,327.30) | D |
| 09/18 | Paid Warrants | 0 | (38,183.91) | D |
| 09/19 | Paid Warrants | 0 | (7,200.37) | D |
| 09/20 | Paid Warrants | 0 | (6,590.50) | D |
| 09/23 | Paid Warrants | 0 | (1,207.40) | D |
| 09/24 | Paid Warrants | 0 | (13,584.78) | D |
| 09/25 | Paid Warrants | 0 | (19,661.28) | D |
| 09/26 | Paid Warrants | 0 | (5,078.09) | D |
| 09/30 | Paid Warrants | 0 | (5,004.04) | D |
| 91010.0 Line of Credit Payments | | | Source Code Total: (294,508.05) | |
| 09/26 | Line of Credit Principal Payment | 0 | (43,732.82) | D |
| 09/27 | Line of Credit Principal Payment | 0 | (71,110.09) | D |
| 09/30 | Line of Credit Principal Payment | 0 | (179,665.14) | D |
| 91020.0 Line of Credit Interest Payment | | | Source Code Total: (826.72) | |
| 09/26 | Line of Credit Interest Payment | 0 | (60.49) | D |
| 09/27 | Line of Credit Interest Payment | 0 | (312.38) | D |
| 09/30 | Line of Credit Interest Payment | 0 | (453.85) | D |
| 91220.0 Disbursed by County Treasurer | | | Source Code Total: (696,791.65) | |
| 09/04 | Fire District Employees Payroll Direct Deposit | 0 | (222,586.49) | D |
| 09/04 | Fire District Federal & State P/R Taxes | 0 | (49,002.48) | D |
| 09/04 | Fire District 457, union dues, pac | 0 | (52,517.35) | D |
| 09/18 | FIRE EMPLOYEES PAYROLL DIRECT DEPOSIT | 0 | (261,202.15) | D |
| 09/18 | FIRE DISTRICT FEDERAL & STATE P/R TAXES | 0 | (58,095.07) | D |
| 09/18 | FIRE DISTRICT 457, UNION DUES, PAC | 0 | (53,388.11) | D |
| 91280.0 Outgoing Wire Fee | | | Source Code Total: (40.00) | |
| 09/04 | Wire Transfer Chg P/R | 0 | (20.00) | D |
| 09/18 | WIRE TRANSFER CHG P/R | 0 | (20.00) | D |
| 91290.0 Outgoing Wire Surcharge | | | Source Code Total: (10.00) | |
| 09/04 | Wire Transfer Chg P/R | 0 | (5.00) | D |
| 09/18 | WIRE TRANSFER CHG P/R | 0 | (5.00) | D |

6116421001 Superstition Fire & Medical District **Ending Balance: .00**

Warrant Detail

| Payee Name | Warrant | Amount | Issue Dt | Status Dt | Voucher |
|--|------------|----------|----------|-----------|---------------------------|
| 6116421001 Superstition Fire & Medical District | | | | | Account Total: 675,425.76 |
| Fund: 1102 | | | | | Fund Total: 367,780.76 |
| Status: OUTS | | | | | Status Total: 138,117.31 |
| PINAL COUNTY COMMUNITY COLLEGE | 1102028922 | 6,642.50 | 06/12/19 | 06/12/19 | |
| APACHE JUNCTION UNIFIED | 1102029018 | 4,551.24 | 07/17/19 | 07/17/19 | |
| NAPA AUTO PARTS | 1102029073 | 751.53 | 08/07/19 | 08/07/19 | |
| APACHE JUNCTION UNIFIED | 1102029127 | 7,155.12 | 08/28/19 | 08/28/19 | |
| GALLOWAY ASSET MANAGEMENT, LLC | 1102029136 | 800.00 | 08/28/19 | 08/28/19 | |



Pinal County Treasurer

Monthly Statement

Date Range: 9/1/2019 to 9/30/2019

| | | | | |
|---------------------------------|------------|-----------|----------|--------------------------|
| ARIZONAWATERCONDITIONING DBA | 1102029147 | 405.83 | 09/04/19 | 09/04/19 |
| RICHARD OCHS | 1102029178 | 38.90 | 09/11/19 | 09/11/19 |
| RIGHT AWAY DISPOSAL, LLC | 1102029181 | 229.18 | 09/11/19 | 09/11/19 |
| APACHE JUNCTION UNIFIED | 1102029187 | 9,232.25 | 09/18/19 | 09/18/19 |
| AZ STATE FIRE TRAINING COMM. | 1102029191 | 25.00 | 09/18/19 | 09/18/19 |
| GINCO PLUMBING LLC | 1102029201 | 985.23 | 09/18/19 | 09/18/19 |
| GREEN & BAKER LTD | 1102029202 | 5,664.00 | 09/18/19 | 09/18/19 |
| TEAM MARATHON FITNESS, INC. | 1102029205 | 754.55 | 09/18/19 | 09/18/19 |
| PHOENIX TECHNOLOGY SOLUTIONS | 1102029210 | 66.00 | 09/18/19 | 09/18/19 |
| RV STRIPES & GRAPHICS, INC. | 1102029212 | 210.59 | 09/18/19 | 09/18/19 |
| AA COOLING AND HEATING LLC | 1102029215 | 2,355.00 | 09/25/19 | 09/25/19 |
| AETNA BEHAVIORAL HEALTH, LLC | 1102029216 | 806.40 | 09/25/19 | 09/25/19 |
| WATER UTILITIES COMM FD DBA | 1102029217 | 79.67 | 09/25/19 | 09/25/19 |
| ARIZONA WATER COMPANY, INC. | 1102029218 | 528.05 | 09/25/19 | 09/25/19 |
| AMERICAN SAFETY & HEALTH | 1102029219 | 21.92 | 09/25/19 | 09/25/19 |
| AT&T CORP | 1102029220 | 342.46 | 09/25/19 | 09/25/19 |
| CTS | 1102029221 | 1,800.80 | 09/25/19 | 09/25/19 |
| CYMA SYSTEMS INC | 1102029222 | 4,704.19 | 09/25/19 | 09/25/19 |
| DELTA DENTAL OF ARIZONA | 1102029223 | 5,399.40 | 09/25/19 | 09/25/19 |
| DELTA DENTAL INSURANCE COMPANY | 1102029224 | 353.24 | 09/25/19 | 09/25/19 |
| MIKE FARBER | 1102029225 | 1,125.60 | 09/25/19 | 09/25/19 |
| REDBURN TIRE COMPANY, INC. | 1102029226 | 5,067.44 | 09/25/19 | 09/25/19 |
| STANDARD INSURANCE COMPANY | 1102029227 | 5,221.91 | 09/25/19 | 09/25/19 |
| TOSHIBA BUSINESS SOLUTIONS, INC | 1102029228 | 392.82 | 09/25/19 | 09/25/19 |
| UNITED HEALTHCARE INSURANCE CO | 1102029229 | 71,273.26 | 09/25/19 | 09/25/19 |
| UNITED STATES POSTAL SERVICE | 1102029230 | 350.00 | 09/25/19 | 09/25/19 |
| VISION SERVICE PLAN | 1102029231 | 783.23 | 09/25/19 | 09/25/19 |
| Status: PAID | | | | Status Total: 229,663.45 |
| GEOF SHIVELY | 1102029045 | 110.00 | 07/24/19 | 09/20/19 |
| PAUL PERKINS | 1102029074 | 270.24 | 08/07/19 | 09/03/19 |
| AFLAC | 1102029104 | 4,883.98 | 08/21/19 | 09/04/19 |
| BRYAN HEUN | 1102029113 | 1,866.00 | 08/21/19 | 09/12/19 |
| KANSAS STATE BANK OF MANHATTAN | 1102029116 | 158.41 | 08/21/19 | 09/03/19 |
| PHOENIX TECHNOLOGY SOLUTIONS | 1102029120 | 66.00 | 08/21/19 | 09/04/19 |
| AA COOLING AND HEATING LLC | 1102029125 | 506.66 | 08/28/19 | 09/05/19 |
| AETNA BEHAVIORAL HEALTH, LLC | 1102029126 | 806.40 | 08/28/19 | 09/05/19 |
| WATER UTILITIES COMM FD DBA | 1102029128 | 81.41 | 08/28/19 | 09/06/19 |
| ARIZONA PPE RECON, INC. | 1102029129 | 200.00 | 08/28/19 | 09/04/19 |
| ACROSS THE STREET PRODUCTIONS | 1102029130 | 6,760.00 | 08/28/19 | 09/04/19 |
| BARTZ, KELLY | 1102029131 | 15.95 | 08/28/19 | 09/10/19 |
| CITY OF MESA | 1102029132 | 9,108.12 | 08/28/19 | 09/06/19 |
| DELTA DENTAL OF ARIZONA | 1102029133 | 5,399.40 | 08/28/19 | 09/04/19 |
| DELTA DENTAL INSURANCE COMPANY | 1102029134 | 353.24 | 08/28/19 | 09/05/19 |
| FIRST CHOICE AUTO GLASS, INC. | 1102029135 | 236.84 | 08/28/19 | 09/10/19 |
| GORDAN-DARBY ARIZONA TESTING | 1102029137 | 904.00 | 08/28/19 | 09/05/19 |
| MESA DISCOUNT, INC | 1102029138 | 1,488.04 | 08/28/19 | 09/06/19 |
| MOTOROLA SOLUTIONS, INC | 1102029139 | 1,477.47 | 08/28/19 | 09/05/19 |
| MUNICIPAL EMERGENCY SERV. INC. | 1102029140 | 406.92 | 08/28/19 | 09/06/19 |
| NAPA AUTO PARTS | 1102029141 | 746.91 | 08/28/19 | 09/04/19 |
| DON SANDERSON FORD, INC | 1102029142 | 1,360.03 | 08/28/19 | 09/06/19 |
| SUPERSTITION SAFETY SERV, LLC | 1102029143 | 99.01 | 08/28/19 | 09/05/19 |
| UNITED HEALTHCARE INSURANCE CO | 1102029144 | 72,305.52 | 08/28/19 | 09/05/19 |
| VISION SERVICE PLAN | 1102029145 | 797.59 | 08/28/19 | 09/04/19 |
| ARIZONA WATER COMPANY, INC. | 1102029146 | 191.20 | 09/04/19 | 09/10/19 |
| AT&T CORP | 1102029148 | 2,166.36 | 09/04/19 | 09/12/19 |
| BEST HARDWARE | 1102029149 | 37.00 | 09/04/19 | 09/16/19 |
| BOUND TREE MEDICAL LLC | 1102029150 | 536.71 | 09/04/19 | 09/10/19 |
| BPCWS, PLLC | 1102029151 | 3,362.16 | 09/04/19 | 09/11/19 |
| CTS | 1102029152 | 263.04 | 09/04/19 | 09/19/19 |
| CYMA SYSTEMS INC | 1102029153 | 796.67 | 09/04/19 | 09/11/19 |
| EMPIRE SOUTHWEST, LLC | 1102029154 | 197.28 | 09/04/19 | 09/10/19 |
| EAST VALLEY WELLNESS CENTER | 1102029155 | 1,225.00 | 09/04/19 | 09/11/19 |



Pinal County Treasurer

Monthly Statement

Date Range: 9/1/2019 to 9/30/2019

| | | | | |
|---|------------|------------|----------|--------------------------|
| FREIGHTLINER OF ARIZONA, LLC | 1102029156 | 1,100.05 | 09/04/19 | 09/10/19 |
| WEX BANK DBA | 1102029157 | 1,178.87 | 09/04/19 | 09/16/19 |
| GREEN & BAKER LTD | 1102029158 | 6,480.50 | 09/04/19 | 09/20/19 |
| KRONOS, INC. | 1102029159 | 3,122.63 | 09/04/19 | 09/10/19 |
| MAGIC PEST CONTROL | 1102029160 | 304.70 | 09/04/19 | 09/11/19 |
| MEDIACOM | 1102029161 | 5,691.84 | 09/04/19 | 09/09/19 |
| MEDIACOM | 1102029162 | 323.44 | 09/04/19 | 09/09/19 |
| PHYSIO-CONTROL, INC. | 1102029163 | 787.10 | 09/04/19 | 09/12/19 |
| SALT RIVER PROJECT | 1102029164 | 8,196.72 | 09/04/19 | 09/11/19 |
| SOUTHWEST GAS CORPORATION | 1102029165 | 117.81 | 09/04/19 | 09/13/19 |
| SUPERSTITION MOUNTAINS CFD #1 | 1102029166 | 128.70 | 09/04/19 | 09/11/19 |
| LAUREN DANIEL | 1102029167 | 550.40 | 09/04/19 | 09/10/19 |
| AA COOLING AND HEATING LLC | 1102029168 | 651.66 | 09/11/19 | 09/18/19 |
| ARIZONA PPE RECON, INC. | 1102029169 | 573.50 | 09/11/19 | 09/17/19 |
| EBO INVESTMENTS LLC, DBA | 1102029170 | 97.16 | 09/11/19 | 09/17/19 |
| BENCHMARK INSURANCE COMPANY | 1102029171 | 35,632.04 | 09/11/19 | 09/18/19 |
| BUD'S BULK ICE SERVICE, INC | 1102029172 | 949.93 | 09/11/19 | 09/23/19 |
| ST HELEN AUTO & HARDWARE, INC. | 1102029173 | 258.93 | 09/11/19 | 09/19/19 |
| FRONTIER SHOP SUPPLIES, INC | 1102029174 | 257.47 | 09/11/19 | 09/23/19 |
| KANSAS STATE BANK OF MANHATTAN | 1102029175 | 158.41 | 09/11/19 | 09/19/19 |
| L.N. CURTIS & SONS | 1102029176 | 3,175.51 | 09/11/19 | 09/17/19 |
| NAPA AUTO PARTS | 1102029177 | 863.29 | 09/11/19 | 09/17/19 |
| CENTURYLINK | 1102029179 | 1,280.70 | 09/11/19 | 09/19/19 |
| REDBURN TIRE COMPANY, INC. | 1102029180 | 1,900.21 | 09/11/19 | 09/18/19 |
| RWC INTERNATIONAL, LTD | 1102029182 | 46.46 | 09/11/19 | 09/17/19 |
| SAN TAN FORD | 1102029183 | 263.59 | 09/11/19 | 09/17/19 |
| STANDARD INSURANCE COMPANY | 1102029184 | 5,239.29 | 09/11/19 | 09/19/19 |
| WAXIE'S ENTERPRISES, INC | 1102029185 | 307.79 | 09/11/19 | 09/17/19 |
| AFLAC | 1102029186 | 4,779.68 | 09/18/19 | 09/26/19 |
| WATER UTILITIES COMM FD DBA | 1102029188 | 125.95 | 09/18/19 | 09/26/19 |
| ARIZONA WATER COMPANY, INC. | 1102029189 | 277.86 | 09/18/19 | 09/30/19 |
| ACROSS THE STREET PRODUCTIONS | 1102029190 | 250.00 | 09/18/19 | 09/25/19 |
| CHASE | 1102029192 | 8,105.66 | 09/18/19 | 09/24/19 |
| CITY OF APACHE JUNCTION | 1102029196 | 5,120.34 | 09/18/19 | 09/25/19 |
| CITY OF MESA | 1102029197 | 4,522.67 | 09/18/19 | 09/30/19 |
| IGMAN'S FURNITURE REPAIR | 1102029198 | 175.00 | 09/18/19 | 09/24/19 |
| FREIGHTLINER OF ARIZONA, LLC | 1102029199 | 703.51 | 09/18/19 | 09/24/19 |
| FRONTIER SHOP SUPPLIES, INC | 1102029200 | 203.51 | 09/18/19 | 09/30/19 |
| HUGHES FIRE EQUIPMENT, INC. | 1102029203 | 1,647.63 | 09/18/19 | 09/25/19 |
| L.N. CURTIS & SONS | 1102029204 | 1,361.46 | 09/18/19 | 09/25/19 |
| NAPA AUTO PARTS | 1102029206 | 762.40 | 09/18/19 | 09/24/19 |
| CADWELL IRREVOCABLE TRUST III | 1102029207 | 275.19 | 09/18/19 | 09/25/19 |
| PIONEER DISTRIBUTING CO., INC. | 1102029208 | 371.82 | 09/18/19 | 09/24/19 |
| PROSHRED SECURITY ARIZONA | 1102029209 | 36.67 | 09/18/19 | 09/25/19 |
| CENTURYLINK | 1102029211 | 172.46 | 09/18/19 | 09/26/19 |
| SOLVENT RECY-CLEAN, INC | 1102029213 | 75.34 | 09/18/19 | 09/25/19 |
| VERIZON WIRELESS SERVICES LLC | 1102029214 | 1,874.04 | 09/18/19 | 09/25/19 |
| Fund: 1103 | | | | Fund Total: 307,645.00 |
| Status: OUTS | | | | Status Total: 194,200.29 |
| PUBLIC SAFETY PERSONNEL RETIREMENT SYSTEM | 1103018152 | 87,341.13 | 09/06/19 | 09/04/19 |
| PUBLIC SAFETY PERSONNEL RETIREMENT SYSTEM | 1103018158 | 105,494.16 | 09/20/19 | 09/18/19 |
| CHARITY RELIEF FUND EV FIREFIGHTER | 1103018160 | 699.00 | 09/20/19 | 09/18/19 |
| CHARITIES FUND EV FIREFIGHTER | 1103018161 | 666.00 | 09/20/19 | 09/18/19 |
| Status: PAID | | | | Status Total: 113,444.71 |
| PUBLIC SAFETY PERSONNEL RETIREMENT SYSTEM | 1103018146 | 88,472.55 | 08/23/19 | 09/10/19 |
| ARIZONA STATE RETIREMENT SYSTEM | 1103018148 | 8,571.00 | 09/06/19 | 09/10/19 |
| US DEPARTMENT OF EDUCATION | 1103018149 | 336.77 | 09/06/19 | 09/11/19 |
| GURSTEL LAW FIRM PC | 1103018150 | 86.00 | 09/06/19 | 09/11/19 |
| AZ FF RETIREE HEALTH TRUST FUND | 1103018151 | 1,700.00 | 09/06/19 | 09/12/19 |
| SUPPORT PAYMENT CLEARINGHOUSE | 1103018153 | 1,791.39 | 09/06/19 | 09/10/19 |
| ARIZONA STATE RETIREMENT SYSTEM | 1103018155 | 8,664.90 | 09/20/19 | 09/25/19 |



Pinal County Treasurer

Monthly Statement

Date Range: 9/1/2019 to 9/30/2019

| | | | | |
|---------------------------------|------------|------------|----------|----------|
| US DEPARTMENT OF EDUCATION | 1103018156 | 355.71 | 09/20/19 | 09/25/19 |
| AZ FF RETIREE HEALTH TRUST FUND | 1103018157 | 1,675.00 | 09/20/19 | 09/24/19 |
| SUPPORT PAYMENT CLEARINGHOUSE | 1103018159 | 1,791.39 | 09/20/19 | 09/24/19 |
| | Count | Amount | | |
| Total OUTS: | 36 | 332,317.60 | | |
| Total PAID: | 91 | 343,108.16 | | |



**Superstition Fire & Medical District
General (Fund 100) Cash Reconciliation
Fiscal Year 2019 - 2020
8/31/2019**



| | Deposits (Cash Receipts) | Cash Disbursements | Refunded Taxes | Book Balance |
|------------------------------|-----------------------------|-----------------------|-------------------|--------------------------|
| Book Balance as of: 8/1/2019 | | | | <u>(4,083,932.29)</u> BB |

Activity During the Month

Journal Entries:

| | | | | |
|----------------------------|----------|--|--|--------------|
| Interest Income (Expense): | 4,476.72 | | | 4,476.72 (A) |
|----------------------------|----------|--|--|--------------|

Cash Receipts

| | | | | |
|------------------------|------------|--|--|------------|
| 2012 Real Estate Taxes | | | | - |
| 2013 Real Estate Taxes | | | | - |
| 2014 Real Estate Taxes | | | | - |
| 2015 Real Estate Taxes | | | | - |
| 2016 Real Estate Taxes | | | | - |
| 2017 Real Estate Taxes | | | | 0.00 |
| 2018 Real Estate Taxes | 9,482.47 | | | 9,482.47 |
| 2019 Real Estate Taxes | 2,145.50 | | | 2,145.50 |
| 2009 Pers. Prop. Taxes | | | | 0.00 |
| 2010 Pers. Prop. Taxes | 36.45 | | | 36.45 |
| 2011 Pers. Prop. Taxes | 35.93 | | | 35.93 |
| 2012 Pers. Prop. Taxes | | | | 0.00 |
| 2013 Pers. Prop. Taxes | 8.50 | | | 8.50 |
| 2014 Pers. Prop. Taxes | 21.11 | | | 21.11 |
| 2015 Pers. Prop. Taxes | 42.00 | | | 42.00 |
| 2016 Pers. Prop. Taxes | 154.45 | | | 154.45 |
| 2017 Pers. Prop. Taxes | 151.36 | | | 151.36 |
| 2018 Pers. Prop. Taxes | 2,149.06 | | | 2,149.06 |
| SRP Contributions | | | | - |
| FDAT | 158,738.63 | | | 158,738.63 |
| Maricopa County Taxes | 31.95 | | | 31.95 |

| | | | | |
|----------|----------|--|--|--------------|
| Deposits | 5,866.33 | | | 5,866.33 (F) |
|----------|----------|--|--|--------------|

| | | | | |
|------------------|--|--|--|------|
| Revenue Transfer | | | | 0.00 |
|------------------|--|--|--|------|

Cash Disbursements

| | | | | |
|------------------------------|--------------|--|--|------------------|
| A) Accounts Payable Activity | (984,008.99) | | | (984,008.99) (G) |
| B) Payroll Activity | (850,717.82) | | | (850,717.82) (H) |
| C) Payroll Wire Fees | (50.00) | | | (50.00) (I) |
| D) Stop Payment Fee | | | | - |
| D) Transfer In / Out | | | | - |
| D) Transfer In / Out | | | | - |
| D) Transfer In / Out | | | | - |
| E) Refund Interest | | | | 0.00 |

| | | | | |
|---------------------|-----------------------|--|--|---------------------------------|
| <u>\$183,340.46</u> | <u>(1,834,776.81)</u> | | | <u>(5,735,368.64)</u> BB - Sept |
|---------------------|-----------------------|--|--|---------------------------------|

Pinal County Bank Balance

| | | |
|--------------------------------------|-------------------------|---------------|
| Ending Bank Balance as of: 8/31/2019 | Balance from YTD Column | 29,581.76 (J) |
|--------------------------------------|-------------------------|---------------|

Less: Line of Credit Advances

Less: Line of Credit Interest

Plus: Line of Credit Payments

Less: Outstanding Warrants

Plus: Deposit in book / not at bank

Less: Deposit in bank / not in book

| | | |
|---------|------------------|--------------|
| A/P | (130,308.53) (K) | |
| Payroll | (88,472.55) (L) | (218,781.08) |

| | | |
|--|-------|-------|
| | 50.00 | 50.00 |
|--|-------|-------|

| | | |
|--|----------|----------|
| | (220.00) | (220.00) |
|--|----------|----------|

| | | |
|--|---------------------|--|
| | <u>(189,369.32)</u> | |
|--|---------------------|--|

| | | |
|--|--------|--|
| Cash Balance in Payroll Clearing Account | 100.00 | |
|--|--------|--|

| | | |
|---|--------|--|
| Cash Balance in Electronic / ACH Clearing Account | 220.00 | |
|---|--------|--|

| | | |
|------------|--------|--|
| Petty Cash | 100.00 | |
|------------|--------|--|

| | | |
|--|---------------------|--|
| | <u>(188,949.32)</u> | |
|--|---------------------|--|

Prepared by: [Signature] 9/3/19

Reviewed by: [Signature] 9/3/19

| | |
|-----------------|------------------|
| Balance per B/S | (188,949.32) (Q) |
|-----------------|------------------|

| | |
|------------|------|
| Difference | 0.00 |
|------------|------|

CASH RECEIPTS

September 2019 M & O DEPOSITS

| Date | Control # | Amount | Account # | Description |
|------------------|-----------|------------------|-----------------|--|
| 9/5/2019 | | 20.00 | 100.10.42600.10 | C Vickers/inv 5457/CC (Aug In Transit) |
| | | 200.00 | 100.10.42700.50 | Fire Pro Co/inv 5460/CC (Aug in Transit) |
| | | 10.00 | 100.10.45900.10 | M Beaudoin/inv 5468/CC |
| | | 230.00 | | Wire Transfer ✓ F-1 |
| 9/6/2019 | | 71,314.84 | | SAFER GRANT ✓ F-2 |
| | | 71,314.84 | | Wire Transfer |
| 9/9/2019 | | 10.00 | 100.10.42600.15 | S Kurin/inv 5464/CASH ✓ |
| | | 20.00 | 100.10.42600.15 | Wattel & York/inv 5465/ck 79854 ✓ |
| | | 20.00 | 100.10.42600.15 | Viper Law Group/inv 5466/ck 5487 ✓ |
| | | 20.00 | 100.10.42600.15 | Shell & Nermyr/inv 5469/ck 5963 ✓ |
| | | 20.00 | 100.10.42500.50 | Branson PT/inv 5476/ck 3883 ✓ |
| | | 800.00 | 100.10.42700.50 | Circle K/inv 5477/ck 10342751 ✓ |
| | | 236.84 | 100.20.62140.20 | McNeil & Co/inv 5458/ck 111515 ✓ |
| | | 1,436.78 | 100.10.43200.20 | Superior Fire/inv 5438/ck 40283 ✓ |
| | | 663.51 | 100.10.53965.10 | PSPRS/inv 5413/ck 210031 ✓ |
| | | 276.10 | 100.10.53965.10 | J Kevin/inv 5471/ck 629007638 ✓ |
| | | 1,271.58 | 100.10.53965.10 | P Bourgeois/inv 5411/ck 116 ✓ |
| | | 545.84 | 100.10.53965.10 | D Montgomery/inv 5410/ck 7692 ✓ |
| | | 5,113.88 | 100.10.43100.40 | AZ St Land/5480, 5479/ 9366415 ✓ |
| | | 10,434.53 | | |
| 9/12/2019 | | 20.00 | 100.10.42500.50 | D Bigler - Canyon Vista Dental/inv 5478/CC |
| | | 20.00 | | Wire Transfer ✓ F-3 |
| 9/18/2019 | | 20.00 | 100.10.42600.15 | Riggs & Porter/inv 5481/ck 1371 ✓ |
| | | 20.00 | 100.10.42500.50 | MercyRdChiropractic/inv 5490/2435 ✓ |
| | | 20.00 | 100.10.42500.50 | July Holder ins/inv 5489/ck 3055 ✓ |
| | | 455.00 | 100.10.43500.41 | AvalonCharter/inv 5375/ck 36542564 ✓ |
| | | 380.00 | 100.10.43500.41 | Saguaro Fitness/inv 5459/ck 1640 ✓ |
| | | 11.25 | 100.10.45900.10 | SRC Oil/inv 5488/ck 10273 ✓ |
| | | 284.61 | 100.10.53965.10 | P Gallagher/inv 5470/ck 1998 ✓ |
| | | 793.89 | 100.10.42200.41 | AntennaSites/inv 5482/ck 20108 ✓ |
| | | 1,984.75 | | |
| 9/19/2019 | | 20.00 | 100.10.42500.50 | Lori Blank & Assoc/inv 5484/CC |
| | | 20.00 | 100.10.42500.50 | T Yamamoto - Apache Family Dentistry / inv 5483/CC |
| | | 40.00 | | Wire Transfer ✓ F-4 |
| 9/30/2019 | | 200.00 | 100.10.42700.50 | JK Alarms/inv 5486/CC |
| | | 100.00 | 100.10.42700.50 | K White - Catalyst Community Corp.inv 5487/CC |
| | | 300.00 | | Wire Transfer ✓ F-5 |
| 9/30/2019 | | 20.00 | 100.10.42500.50 | King Chiropractic/inv 5508/CASH ✓ |
| | | 20.00 | 100.10.42500.50 | Starwood Nails/inv 5504/ck 1567 ✓ |
| | | 20.00 | 100.10.42500.50 | CSC Electrical/inv 5505/ck 5008 ✓ |
| | | 20.00 | 100.10.42500.50 | Klitzke Chiropractic/inv 5511/ck 5097 ✓ |
| | | 20.00 | 100.10.42500.50 | Hair Works/inv 5512/ck 1859 ✓ |
| | | 20.00 | 100.10.42500.50 | AZ Wholesale/inv 5513/ck 2193 ✓ |
| | | 20.00 | 100.10.42500.50 | Lost Dutchman Realty/inv 5510/2600 ✓ |
| | | 20.00 | 100.10.42500.50 | Charbel Smoke City/inv 5497/2025 ✓ |
| | | 20.00 | 100.10.42500.50 | Water N Ice/inv 5498/ck 1792 ✓ |
| | | 20.00 | 100.10.42500.50 | S Moeller PLLC/inv 5494/ck 6062 ✓ |
| | | 20.00 | 100.10.42600.15 | Jones Raxzkaowski/inv 5493/27985 ✓ |
| | | 20.00 | 100.10.42600.15 | Lerner&Rowe/inv 5492/ck 121833 ✓ |
| | | 30.00 | 100.10.45900.10 | Thursday GC FH/inv 5496/ck 1089 ✓ |
| | | 10.29 | 100.10.43200.20 | Town of Superior/inv 5467/ck 40341 ✓ |
| | | 135.00 | 100.10.53965.10 | ASRS./inv 5475/ck 17344 ✓ |
| | | 663.51 | 100.10.53965.10 | PSPRS/inv 5474/ck 210167 ✓ |
| | | 1,271.58 | 100.10.53965.10 | P Bourgeois/inv 5473/ck 119 ✓ |
| | | 2,350.38 | | |
| Sept 2019 Totals | | 86,674.50 | | |

(F)

Superstition Fire & Medical District
AR Payment Register (Detail)
 Bank ID: Equal To D

| Check No. / Payment ID | Payee Name / Customer Name | Invoice No. / Account Number | Amount Paid |
|--|---|---|---|
| BANK: D - M & 0 GENERAL FUND CHECKING | | | |
| DEPOSIT: 2,649 DATE: 09/04/19 | | | |
| 5963 | (ONETIMECUST) | Check Invoice : 005469 | \$20.00 \$20.00 |
| | | CHECK # 5963 TOTAL: | \$20.00 ✓ |
| | | DEPOSIT 2,649 TOTAL: | \$20.00 |
| DEPOSIT: 2,650 DATE: 09/05/19 | | | |
| 63254284 | C Vickers/inv 5457/CC (ONETIMECUST) | Credit Card Invoice : 005457 | \$20.00 \$20.00 |
| | | CREDIT CARD # 63254284 TOTAL: | \$20.00 ✓ |
| 63324450 | Fire Pro Co/inv 5460/CC (ONETIMECUST) (ONETIMECUST) | Credit Card Invoice : 005460 Invoice : 005460 | \$200.00 \$100.00 \$100.00 |
| | | CREDIT CARD # 63324450 TOTAL: | \$200.00 ✓ |
| 63392878 | M Beaudoin/inv 5468/CC (ONETIMECUST) | Credit Card Invoice : 005468 | \$10.00 \$10.00 |
| | | CREDIT CARD # 63392878 TOTAL: | \$10.00 ✓ |
| | | DEPOSIT 2,650 TOTAL: | \$230.00 |
| DEPOSIT: 2,651 DATE: 09/05/19 | | | |
| 3863 | (ONETIMECUST) | Check Invoice : 005476 | \$20.00 \$20.00 |
| | | CHECK # 3863 TOTAL: | \$20.00 ✓ |
| 10342751 | (ONETIMECUST) (ONETIMECUST) (ONETIMECUST) (ONETIMECUST) (ONETIMECUST) (ONETIMECUST) (ONETIMECUST) | Check Invoice : 005477 Invoice : 005477 Invoice : 005477 Invoice : 005477 Invoice : 005477 Invoice : 005477 Invoice : 005477 | \$800.00 \$200.00 \$100.00 \$100.00 \$100.00 \$100.00 \$100.00 |
| | | CHECK # 10342751 TOTAL: | \$800.00 ✓ |
| | | DEPOSIT 2,651 TOTAL: | \$820.00 |
| DEPOSIT: 2,652 DATE: 09/09/19 | | | |
| 5447,5447R | Circle K Stores (ONETIMECUST) (ONETIMECUST) (ONETIMECUST) (ONETIMECUST) (ONETIMECUST) (ONETIMECUST) (ONETIMECUST) (ONETIMECUST) | Transfer Invoice : 005447 Invoice : 005447R Invoice : 005447 Invoice : 005447 Invoice : 005447 Invoice : 005447 Invoice : 005447 Invoice : 005447 | \$0.00 \$200.00 -\$800.00 \$100.00 \$100.00 \$100.00 \$100.00 \$100.00 \$100.00 |
| | | TRANSFER TOTAL: | \$0.00 |
| | | DEPOSIT 2,652 TOTAL: | \$0.00 |
| DEPOSIT: 2,653 DATE: 09/11/19 | | | |
| 1371 | (ONETIMECUST) | Check Invoice : 005481 | \$20.00 \$20.00 |
| | | CHECK # 1371 TOTAL: | \$20.00 ✓ |
| | | DEPOSIT 2,653 TOTAL: | \$20.00 |
| DEPOSIT: 2,654 DATE: 09/11/19 | | | |

Superstition Fire & Medical District

AR Payment Register (Detail)

Bank ID: Equal To D

| Check No. / Payment ID | Payee Name / Customer Name | Invoice No. / Account Number | Amount Paid |
|--|--|---|---|
| BANK: D - M & 0 GENERAL FUND CHECKING | | | |
| DEPOSIT: 2,654 DATE: 09/11/19 | | | (CONTINUED) |
| 111515 | McNeil & Co/inv 5458/ck 111515 McNeil & Company (MCNECO) | Check Invoice : 005458 | \$236.84 \$236.84 |
| CHECK # 111515 TOTAL: | | | \$236.84 ✓ |
| 40283 | Superior Fire/5438,39/ck 40283 Superior Fire Department (SUPFD) Superior Fire Department (SUPFD) Superior Fire Department (SUPFD) Superior Fire Department (SUPFD) Superior Fire Department (SUPFD) Superior Fire Department (SUPFD) | Check Invoice : 005438 Invoice : 005439 Invoice : 005438 Invoice : 005438 Invoice : 005438 Invoice : 005439 | \$1,436.78 \$511.00 \$73.00 \$146.00 \$219.64 \$224.68 \$262.46 |
| CHECK # 40283 TOTAL: | | | \$1,436.78 ✓ |
| 210031 | PSPRS/inv 5413/ck 210031 Public Safety Retirement Sys. (PSPRS/COBRA) Public Safety Retirement Sys. (PSPRS/COBRA) Public Safety Retirement Sys. (PSPRS/COBRA) | Check Invoice : 005413 Invoice : 005413 Invoice : 005413 | \$663.51 \$260.00 \$143.51 \$260.00 |
| CHECK # 210031 TOTAL: | | | \$663.51 ✓ |
| 629007638 | John Kevin/inv 5471/629007638 John Kevin (KEVINJO) | Check Invoice : 005471 | \$276.10 \$276.10 |
| CHECK # 629007638 TOTAL: | | | \$276.10 ✓ |
| 116 | Paul Bourgeois/inv 5411/ck 116 Paul Bourgeois (BOUP) | Check Invoice : 005411 | \$1,271.58 \$1,271.58 |
| CHECK # 116 TOTAL: | | | \$1,271.58 ✓ |
| 7692 | Dave Montgomery/inv 5410/7692 Dave Montgomery (MONTD) | Check Invoice : 005410 | \$545.84 \$545.84 |
| CHECK # 7692 TOTAL: | | | \$545.84 ✓ |
| 9366415 | ARISLD/inv 5479/9366415 Arizona State Land Department (ARISLD) | Check Invoice : 005479 | \$3,913.88 \$3,913.88 |
| CHECK # 9366415 TOTAL: | | | \$3,913.88 ✓ |
| 9366415 | AZ Forestry/inv 5480/9366415 AZ Department of Forestry (AZFORFM) | Check Invoice : 005480 | \$1,200.00 \$1,200.00 |
| CHECK # 9366415 TOTAL: | | | \$1,200.00 ✓ |
| DEPOSIT 2,654 TOTAL: | | | \$9,544.53 |
| DEPOSIT: 2,655 DATE: 09/12/19 | | | |
| 63759506 | D Bigler/Canyon Vista Dental/C (ONETIMECUST) | Credit Card Invoice : 005478 | \$20.00 \$20.00 |
| CREDIT CARD # 63759506 TOTAL: | | | \$20.00 ✓ |
| DEPOSIT 2,655 TOTAL: | | | \$20.00 |
| DEPOSIT: 2,656 DATE: 09/16/19 | | | |
| 5133, 5133R | Catalyst Comm Corp/5133, 5133r (ONETIMECUST) (ONETIMECUST) | Transfer Invoice : 005133 Invoice : 005133R | \$0.00 \$100.00 -\$100.00 |
| TRANSFER TOTAL: | | | \$0.00 |
| 5267, 5267R | We Park-We Sell/5267, 5267r (ONETIMECUST) (ONETIMECUST) | Transfer Invoice : 005267 Invoice : 005267R | \$0.00 \$100.00 -\$100.00 |
| TRANSFER TOTAL: | | | \$0.00 |
| DEPOSIT 2,656 TOTAL: | | | \$0.00 |
| DEPOSIT: 2,657 DATE: 09/17/19 | | | |
| 3055 | | Check | \$20.00 |

Superstition Fire & Medical District

AR Payment Register (Detail)

Bank ID: Equal To D

| Check No. / Payment ID | Payee Name / Customer Name | Invoice No. / Account Number | Amount Paid |
|--|--|-------------------------------|--------------------------|
| BANK: D - M & O GENERAL FUND CHECKING | | | |
| DEPOSIT: 2,657 DATE: 09/17/19 | | | (CONTINUED) |
| | (ONETIMECUST) | Invoice : 005489 | \$20.00 ✓ |
| | | CHECK # 3055 TOTAL: | <u>\$20.00</u> |
| 2435 | (ONETIMECUST) | Check | \$20.00 |
| | | Invoice : 005490 | \$20.00 |
| | | CHECK # 2435 TOTAL: | <u>\$20.00</u> ✓ |
| | | DEPOSIT 2,657 TOTAL: | <u>\$40.00</u> |
| DEPOSIT: 2,659 DATE: 09/18/19 | | | |
| 36542564 | Alavlon Charter/5375/36542564 (ONETIMECUST) | Check | \$455.00 |
| | (ONETIMECUST) | Invoice : 005375 | \$350.00 |
| | | Invoice : 005375 | \$105.00 |
| | | CHECK # 36542564 TOTAL: | <u>\$455.00</u> ✓ |
| 1640 | Saguaro Fitness/inv 5459/1640 (ONETIMECUST) | Check | \$380.00 |
| | (ONETIMECUST) | Invoice : 005459 | \$350.00 |
| | | Invoice : 005459 | \$30.00 |
| | | CHECK # 1640 TOTAL: | <u>\$380.00</u> ✓ |
| 10273 | SRC Oil/inv 5488/ck 10273 (ONETIMECUST) | Check | \$11.25 |
| | | Invoice : 005488 | \$11.25 |
| | | CHECK # 10273 TOTAL: | <u>\$11.25</u> ✓ |
| 1998 | Pepper Gallagher/inv 5470/1998 Pepper Gallagher (GALLPEP) | Check | \$284.61 |
| | | Invoice : 005470 | \$284.61 |
| | | CHECK # 1998 TOTAL: | <u>\$284.61</u> ✓ |
| 20108 | Antenna Sites/inv 5482/20108 Antenna Sites, Inc. (ANTSIT) | Check | \$793.89 |
| | | Invoice : 005482 | \$793.89 |
| | | CHECK # 20108 TOTAL: | <u>\$793.89</u> ✓ |
| | | DEPOSIT 2,659 TOTAL: | <u>\$1,924.75</u> |
| DEPOSIT: 2,660 DATE: 09/19/19 | | | |
| 64004768 | L Blank & Assoc/inv 5484/CC (ONETIMECUST) | Credit Card | \$20.00 |
| | | Invoice : 005484 | \$20.00 |
| | | CREDIT CARD # 64004768 TOTAL: | <u>\$20.00</u> ✓ |
| 64003140 | Apache Family Dentistry/5483 (ONETIMECUST) | Credit Card | \$20.00 |
| | | Invoice : 005483 | \$20.00 |
| | | CREDIT CARD # 64003140 TOTAL: | <u>\$20.00</u> ✓ |
| | | DEPOSIT 2,660 TOTAL: | <u>\$40.00</u> |
| DEPOSIT: 2,661 DATE: 09/30/19 | | | |
| 64154508 | K White-Catalyst Com Cor/5487 (ONETIMECUST) | Credit Card | \$100.00 |
| | | Invoice : 005487 | \$100.00 |
| | | CREDIT CARD # 64154508 TOTAL: | <u>\$100.00</u> ✓ |
| 64217476 | JK Alarms/inv 5486 (ONETIMECUST) | Credit Card | \$200.00 |
| | (ONETIMECUST) | Invoice : 005486 | \$100.00 |
| | | Invoice : 005486 | \$100.00 |
| | | CREDIT CARD # 64217476 TOTAL: | <u>\$200.00</u> ✓ |
| | | DEPOSIT 2,661 TOTAL: | <u>\$300.00</u> ✓ |
| DEPOSIT: 2,662 DATE: 09/18/19 | | | |
| 121833 | (ONETIMECUST) | Check | \$20.00 |
| | | Invoice : 005492 | \$20.00 |
| | | CHECK # 121833 TOTAL: | <u>\$20.00</u> ✓ |

Superstition Fire & Medical District
AR Payment Register (Detail)
 Bank ID: Equal To D

| Check No. / Payment ID | Payee Name / Customer Name | Invoice No. / Account Number | Amount Paid |
|--|---|------------------------------|-----------------------|
| BANK: D - M & 0 GENERAL FUND CHECKING | | | (CONTINUED) |
| DEPOSIT: 2,662 DATE: 09/18/19 | | | |
| 027985 | (ONETIMECUST) | Check Invoice : 005493 | \$20.00 \$20.00 ✓ |
| CHECK # 027985 TOTAL: | | | <u>\$20.00</u> |
| 6062 | (ONETIMECUST) | Check Invoice : 005494 | \$20.00 \$20.00 ✓ |
| CHECK # 6062 TOTAL: | | | <u>\$20.00</u> |
| DEPOSIT 2,662 TOTAL: | | | <u>\$60.00</u> |
| DEPOSIT: 2,663 DATE: 09/19/19 | | | |
| 1089 | Thursday GC Firehouse Meeting Thursday GC Firehouse Meeting (AA-M) | Check Invoice : 005496 | \$30.00 \$30.00 ✓ |
| CHECK # 1089 TOTAL: | | | <u>\$30.00</u> |
| 2025 | (ONETIMECUST) | Check Invoice : 005497 | \$20.00 \$20.00 ✓ |
| CHECK # 2025 TOTAL: | | | <u>\$20.00</u> |
| 1792 | (ONETIMECUST) | Check Invoice : 005498 | \$20.00 \$20.00 ✓ |
| CHECK # 1792 TOTAL: | | | <u>\$20.00</u> |
| DEPOSIT 2,663 TOTAL: | | | <u>\$70.00</u> |
| DEPOSIT: 2,664 DATE: 09/25/19 | | | |
| 1567 | (ONETIMECUST) | Check Invoice : 005504 | \$20.00 \$20.00 ✓ |
| CHECK # 1567 TOTAL: | | | <u>\$20.00</u> |
| 5008 | (ONETIMECUST) | Check Invoice : 005505 | \$20.00 \$20.00 ✓ |
| CHECK # 5008 TOTAL: | | | <u>\$20.00</u> |
| CASH | (ONETIMECUST) | Cash Invoice : 005506 | \$20.00 \$20.00 ✓ |
| CASH TOTAL: | | | <u>\$20.00</u> |
| DEPOSIT 2,664 TOTAL: | | | <u>\$60.00</u> |
| DEPOSIT: 2,665 DATE: 09/26/19 | | | |
| 2600 | (ONETIMECUST) | Check Invoice : 005510 | \$20.00 \$20.00 ✓ |
| CHECK # 2600 TOTAL: | | | <u>\$20.00</u> |
| 5097 | (ONETIMECUST) | Check Invoice : 005511 | \$20.00 \$20.00 ✓ |
| CHECK # 5097 TOTAL: | | | <u>\$20.00</u> |
| 1659 | (ONETIMECUST) | Check Invoice : 005512 | \$20.00 \$20.00 ✓ |
| CHECK # 1659 TOTAL: | | | <u>\$20.00</u> |
| 2193 | (ONETIMECUST) | Check Invoice : 005513 | \$20.00 \$20.00 ✓ |
| CHECK # 2193 TOTAL: | | | <u>\$20.00</u> |
| DEPOSIT 2,665 TOTAL: | | | <u>\$80.00</u> |
| DEPOSIT: 2,666 DATE: 09/29/19 | | | |
| CASH | | Cash | \$80.00 |

Superstition Fire & Medical District
AR Payment Register (Detail)
Bank ID: Equal To D

Check No. / Payment ID Payee Name / Customer Name Invoice No. / Account Number Amount Paid

BANK: D - M & O GENERAL FUND CHECKING

DEPOSIT: 2,666 DATE: 09/29/19

(CONTINUED)

(ONETIMECUST) Invoice : 005514 \$40.00
(ONETIMECUST) Invoice : 005514 \$40.00
CASH TOTAL: \$80.00

1537 Check \$65.00
(ONETIMECUST) Invoice : 005515 \$50.00
(ONETIMECUST) Invoice : 005515 \$15.00
CHECK # 1537 TOTAL: \$65.00

CASH Cash \$24.50
(ONETIMECUST) Invoice : 005516 \$5.00
(ONETIMECUST) Invoice : 005516 \$19.50
CASH TOTAL: \$24.50

CASH Cash \$1.95
(ONETIMECUST) Invoice : 005517 \$1.95
CASH TOTAL: \$1.95
DEPOSIT 2,666 TOTAL: \$171.45

Sept in bank

DEPOSIT: 2,668 DATE: 09/30/19

40341 Superior Fire Dept/5467/40341 Check \$10.29
Superior Fire Department (SUPFD) Invoice : 005467 \$10.29
CHECK # 40341 TOTAL: \$10.29 ✓

17344 ASRS/Inv 5475/ck 17344 Check \$135.00
Arizona State Retirement System (ASRS/COBRA) Invoice : 005475 \$135.00
CHECK # 17344 TOTAL: \$135.00 ✓

210167 PSPRS/inv 5474/ck 210167 Check \$663.51
Public Safety Retirement Sys. (PSPRS/COBRA) Invoice : 005474 \$260.00
Public Safety Retirement Sys. (PSPRS/COBRA) Invoice : 005474 \$143.51
Public Safety Retirement Sys. (PSPRS/COBRA) Invoice : 005474 \$260.00
CHECK # 210167 TOTAL: \$663.51 ✓

119 Paul Bourgeois/inv 5473/ck 119 Check \$1,271.58
Paul Bourgeois (BOUP) Invoice : 005473 \$1,271.58
CHECK # 119 TOTAL: \$1,271.58 ✓
DEPOSIT 2,668 TOTAL: \$2,080.38

DEPOSIT: 2,669 DATE: 09/30/19

1079 Check \$20.00
(ONETIMECUST) Invoice : 005518 \$20.00
CHECK # 1079 TOTAL: \$20.00
DEPOSIT 2,669 TOTAL: \$20.00

Sept in bank

Σ (P) = 191.45

TOTAL FOR BANK ID: D \$15,501.11

GRAND TOTAL OF ALL CHECKS: \$14,784.66
GRAND TOTAL OF ALL CREDIT CARDS: \$590.00
GRAND TOTAL OF ALL CASH: \$126.45
GRAND TOTAL OF ALL EFT: \$0.00

Superstition Fire & Medical District

AR Payment Register (Detail)

Bank ID: Equal To D

| Check No. / Payment ID | Payee Name / Customer Name | Invoice No. / Account Number | Amount Paid |
|---------------------------------|----------------------------|------------------------------|-------------|
| GRAND TOTAL OF ALL PAYMENTS: | | | \$15,501.11 |
| GRAND TOTAL OF ALL ADJUSTMENTS: | | | \$0.00 |
| COMBINED TOTAL: | | | \$15,501.11 |

10/01/19

Sept
in
transit { 80.00 -
65.00 -
24.50 -
1.95 -
20.00 -

JE 71,218.34

Aug in transit 30.00

20,000.00

Sefer Grant

(F)



Control No. 337335

Pinal County Treasurer Pending Treasurer Receipt

Treasurer's Office Use

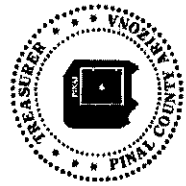
Receipt No.:

Posted By:

Receipt Date: 9/5/2019 Cash: \$0.00 Submitted By: JenniferBurke1
 Total Amount: \$230.00 Check: \$0.00 Department: Superstition Fire & Medical District
 Wire/Direct Deposit: \$230.00
 Credit Card: \$0.00

| GL | Source | Cost | Object | Subsid | Subled | Type | Notes | Amount |
|------------|---------|------|--------|--------|--------|------|-----------------------------|----------|
| 6116421001 | 73160.0 | | | | | | WIRED MONEY TO GENERAL FUND | \$230.00 |

Fl



Control No. 336378

Pinal County Treasurer Pending Treasurer Receipt

Treasurer's Office Use

Receipt No.:

Posted By:

Receipt Date: 8/14/2019 Cash: \$0.00 Submitted By: JenniferBurke1
 Total Amount: \$71,314.84 Check: \$0.00 Department: Superstition Fire & Medical District
 Wire/Direct Deposit: \$71,314.84
 Credit Card: \$0.00

| GL | Source | Cost | Object | Subsid | Subled | Type | Notes | Amount |
|------------|---------|------|--------|--------|--------|------|-----------------------------|-------------|
| 6116421001 | 73160.0 | | | | | | WIRED MONEY TO GENERAL FUND | \$71,314.84 |

P.2



Control No. 337628

Pinal County Treasurer Pending Treasurer Receipt

Treasurer's Office Use

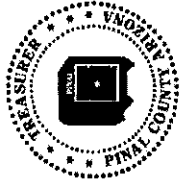
Receipt No.:

Posted By:

Receipt Date: 9/12/2019 Cash: \$0.00 Submitted By: JenniferBurke1
 Total Amount: \$20.00 Check: \$0.00 Department: Superstition Fire & Medical District
 Wire/Direct Deposit: \$20.00
 Credit Card: \$0.00

| GL | Source | Cost | Object | Subsid | Subled | Type | Notes | Amount |
|------------|---------|------|--------|--------|--------|------|-----------------------------|---------|
| 6116421001 | 73160.0 | | | | | | WIRED MONEY TO GENERAL FUND | \$20.00 |

F-3



Control No. 337915

Pinal County Treasurer Pending Treasurer Receipt

| | |
|-------------------------------|-------|
| Treasurer's Office Use | |
| Receipt No.: | _____ |
| Posted By: | _____ |

Receipt Date: 9/19/2019 Cash: \$0.00 Submitted By: JenniferBurke1
 Total Amount: \$40.00 Check: \$0.00 Department: Superstition Fire & Medical District
 Wire/Direct Deposit: \$40.00
 Credit Card: \$0.00

| GL | Source | Cost | Object | Subsid | Subled | Type | Notes | Amount |
|------------|---------|------|--------|--------|--------|------|-----------------------------|---------|
| 6116421001 | 73160.0 | | | | | | WIRED MONEY TO GENERAL FUND | \$40.00 |

P.F.



Control No. 338290

Pinal County Treasurer Pending Treasurer Receipt

| |
|---|
| Treasurer's Office Use Receipt No.: _____ Posted By: _____ |
|---|

Receipt Date: 9/30/2019 Cash: \$0.00 Submitted By: JenniferBurke1
 Total Amount: \$300.00 Check: \$0.00 Department: Superstition Fire & Medical District
 Wire/Direct Deposit: \$300.00
 Credit Card: \$0.00

| GL | Source | Cost | Object | Subsid | Subled | Type | Notes | Amount |
|------------|---------|------|--------|--------|--------|------|-----------------------------|----------|
| 6116421001 | 73160.0 | | | | | | WIRED MONEY TO GENERAL FUND | \$300.00 |

F-5

Superstition Fire & Medical District
GL Account Ledger - Detail By Period
9/1/2019 through 9/30/2019

| Batch | Journal | Entry # | Date | Job | Document | Description | Debits | Credits | Balance | |
|-----------------|---------|---------|------------------------|-----|---------------|-----------------------------------|-----------------|---------------------|-------------------------|--|
| 100-10-10150-10 | | | | | | | | | | |
| | | | PAYROLL ACCOUNT | | | | | | | |
| 17059 | PR | 761863 | 09/06/19 | | 18148 - 41460 | Payroll All Freq 9/1/2019 | - | 366,222.67 | (\$1,775,997.46) | |
| 17060 | Z | 761933 | 09/06/19 | | JE0902 | Paydate 9.6.19 RcIs | - | 49,002.48 | (2,142,220.13) | |
| 17060 | Z | 761940 | 09/06/19 | | JE0902 | Paydate 9.6.19 RcIs | - | 8,707.46 | (2,191,222.61) | |
| 17083 | PR | 762556 | 09/20/19 | | 18154 | Voided Payroll All Freq 9/20/2019 | 382.02 | - | (2,199,930.07) | |
| 17083 | PR | 762510 | 09/20/19 | | 18154 - 41635 | Payroll All Freq 9/15/2019 | - | 425,887.88 | (2,199,548.05) | |
| 17085 | Z | 762587 | 09/20/19 | | J0906 | Paydate 9.20.19 RcIs | - | 58,095.07 | (2,625,435.93) | |
| 17085 | Z | 762594 | 09/20/19 | | J0906 | Paydate 9.20.19 RcIs | - | 8,430.56 | (2,683,531.00) | |
| | | | | | | PAYROLL ACCOUNT TOTALS: | \$382.02 | \$916,346.12 | (\$2,691,961.56) | |

TOTAL OF LEDGER: \$916,346.12

(H)

\$382.02

(\$2,691,961.56)

Commercial Checking Acct Public Funds

Account number: 4121535058 ■ September 1, 2019 - September 30, 2019 ■ Page 1 of 2



SUPERSTITION FIRE & MEDICAL DISTRICT
 PAYROLL CLEARING ACCT
 565 N IDAHO RD
 APACHE JUNCTION AZ 85119-4014

Questions?

Call your Customer Service Officer or Client Services
1-800-AT WELLS (1-800-289-3557)
 5:00 AM TO 6:00 PM Pacific Time Monday - Friday

Online: wellsfargo.com

Write: Wells Fargo Bank, N.A. (182)
 PO Box 63020
 San Francisco, CA 94163

Account summary

Commercial Checking Acct Public Funds

| Account number | Beginning balance | Total credits | Total debits | Ending balance |
|----------------|-------------------|---------------|---------------|----------------|
| 4121535058 | \$100.00 | \$799,573.24 | -\$799,573.24 | \$100.00 |

Credits

Electronic deposits/bank credits

| Effective date | Posted date | Amount | Transaction detail |
|----------------|-------------|---------------------|---|
| | 09/04 | 374,146.36 | WT Seq170077 Pinal County /Org=Pinal County Treasurer Srff# Gw00000027465350 Trn#190904170077 Rfb# 6786 |
| | 09/18 | 425,426.88 | WT Seq159903 Pinal County /Org=Pinal County Treasurer Srff# Gw00000027794683 Trn#190918159903 Rfb# 6796 |
| | | \$799,573.24 | Total electronic deposits/bank credits |
| | | \$799,573.24 | Total credits |

Debits

Electronic debits/bank debits

| Effective date | Posted date | Amount | Transaction detail |
|----------------|-------------|------------|---|
| | 09/06 | 222,586.49 | ACH Origination - Superstition Fir - File 1860311208 Coid 1860311208 |
| | 09/06 | 43,809.89 | ACH Origination - Superstition Fir - File 1860311208 Coid 1860311208 |
| | 09/06 | 30,111.86 | ACH Origination - Superstition Fir - File 1860311208 Coid 1860311208 |
| | 09/06 | 5,529.46 | ACH Origination - Superstition Fir - File 1860311208 Coid 1860311208 |
| | 09/06 | 10,415.07 | Healthequity Inc Healthequi 05 SEP 82581 Superstition Fire & ME |
| | 09/06 | 51,462.01 | < Business to Business ACH Debit - IRS Usat taxpymt 090619 220964942624382 Superstition Fire & ME |
| | 09/06 | 10,231.58 | < Business to Business ACH Debit - AZ Dept of Rev Ccddir.Dbt xxxxx3092 Superstition Fire & ME |
| | 09/20 | 261,202.15 | ACH Origination - Superstition Fir - File 1860311208 Coid 1860311208 |
| | 09/20 | 44,957.55 | ACH Origination - Superstition Fir - File 1860311208 Coid 1860311208 |
| | 09/20 | 31,931.68 | ACH Origination - Superstition Fir - File 1860311208 Coid 1860311208 |



Electronic debits/bank debits (continued)

| Effective date | Posted date | Amount | Transaction detail |
|----------------|-------------|---------------------|---|
| | 09/20 | 5,529.46 | ACH Origination - Superstition Fir - File 1860311208 Coid 1860311208 |
| | 09/20 | 10,138.17 | Healthequity Inc Healthequi 19 SEP 82581 Superstition Fire & ME |
| | 09/20 | 59,865.43 | < Business to Business ACH Debit - IRS Usataxygmt 092019 220966392383922 Superstition Fire & ME |
| | 09/20 | 11,802.44 | < Business to Business ACH Debit - AZ Dept of Rev Ccddir.Dbt xxxxx3092 Superstition Fire & ME |
| | | \$799,573.24 | Total electronic debits/bank debits |
| | | \$799,573.24 | Total debits |

< **Business to Business ACH:** If this is a business account, this transaction has a return time frame of one business day from post date. This time frame does not apply to consumer accounts.

Daily ledger balance summary

| Date | Balance | Date | Balance | Date | Balance |
|-------------------------------------|------------|--------------------|------------|-------|---------|
| 08/31 | 100.00 | 09/06 | 100.00 | 09/20 | 100.00 |
| 09/04 | 374,246.36 | 09/18 | 425,526.88 | | |
| Average daily ledger balance | | \$53,404.88 | | | |

Superstition Fire & Medical District

Balance Sheet

As of 9/30/2019

FUND: (100) General Fund

Assets

Current Assets

| | | |
|-----------------------------|--------------------------|-----------------------------------|
| Fund Cash - General (M&O) | \$2,312,590.67 | } \$ <379,270 ⁸⁹ > (R) |
| Payroll Account | (2,691,961.56) | |
| Petty Cash - Accounting | 100.00 | |
| Due From other funds | 1,291,051.52 | |
| Total Current Assets | <u>911,780.63</u> | |
| Total Assets | <u><u>911,780.63</u></u> | |

Liabilities and Equity

Current Liabilities

| | | |
|--|---------------------|--|
| Encumbrances (accrued payables) | \$(124.50) | |
| Sales Tax Payable | 117.41 | |
| Disability Insurance-Voluntary Long Term | (2,768.60) | |
| Life Insurance - Voluntary Supplemental | (2,283.85) | |
| Total Current Liabilities | <u>\$(5,059.54)</u> | |
| Total Liabilities | <u>\$(5,059.54)</u> | |

Equity

| | | |
|-------------------------------------|----------------------------|--|
| Fund Balance - General Fund | \$2,948,224.26 | |
| Current Year Profit/Loss | (2,031,384.09) | |
| Total Equity | <u>916,840.17</u> | |
| Total Liabilities and Equity | <u><u>\$911,780.63</u></u> | |



Manage your account online: www.chase.com/ink

Customer Service: 1-800-945-2028

Mobile: Download the Chase Mobile® app today

| October 2019 | | | | | | |
|--------------|----|----|----|----|----|----|
| S | M | T | W | T | F | S |
| 29 | 30 | 1 | 2 | 3 | 4 | 5 |
| 6 | 7 | 8 | 9 | 10 | 11 | 12 |
| 13 | 14 | 15 | 16 | 17 | 18 | 19 |
| 20 | 21 | 22 | 23 | 24 | 25 | 26 |
| 27 | 28 | 29 | 30 | 31 | 1 | 2 |
| 3 | 4 | 5 | 6 | 7 | 8 | 9 |

New Balance
\$9,232.77
 Minimum Payment Due
\$92.00
 Payment Due Date
10/04/19

Late Payment Warning: If we do not receive your minimum payment by the due date, you may have to pay up to a \$39 late fee.
Minimum Payment Warning: Enroll in Auto-Pay and avoid missing a payment. To enroll, call the number on the back of your card or go to the web site listed above.

ACCOUNT SUMMARY

| | |
|-------------------------------------|---------------------|
| Account Number: 4246 3152 5232 6481 | |
| Previous Balance | \$7,856.06 |
| Payment, Credits | -\$8,041.06 |
| Purchases | +\$9,417.77 |
| Cash Advances | \$0.00 |
| Balance Transfers | \$0.00 |
| Fees Charged | \$0.00 |
| Interest Charged | \$0.00 |
| New Balance | \$9,232.77 |
| Opening/Closing Date | 08/11/19 - 09/10/19 |
| Credit Limit | \$50,000 |
| Available Credit | \$40,767 |
| Cash Access Line | \$10,000 |
| Available for Cash | \$10,000 |
| Past Due Amount | \$0.00 |
| Balance over the Credit Limit | \$0.00 |

100F (S)
 \$8,105.66

VENDOR # Chase
 ACCOUNT # _____
 APPROVAL DATE PAID 9/11/19
 WARRANT # 29192



P.O. BOX 15123
 WILMINGTON, DE 19850-5123
 For Undeliverable Mail Only

Get updates on the go
 Log on to chase.com/alerts

42463152523264810000920000923277000000001

Payment Due Date: 10/04/19
 New Balance: \$9,232.77
 Minimum Payment: \$92.00
 Account number: 4246 3152 5232 6481

\$ _____ Amount Enclosed
 Make/Mail to Chase Card Services at the address below:

23031 BEX 9 25319 C
 ROGER WOOD
 SUPERSTITION FIRE
 565 N IDAHO RD
 APACHE JUNCTION AZ 85119-4014

CARDMEMBER SERVICE
 PO BOX 6294
 CAROL STREAM IL 60197-6294

5000 160 28 1595 25 23 26 48 15



ACCOUNT ACTIVITY

| Date of Transaction | Merchant Name or Transaction Description | \$ Amount |
|---------------------|---|--|
| 08/17 | Payment ThankYou Image Check | -521.06 |
| 08/17 | Payment ThankYou Image Check | -3,364.92 |
| 08/17 | Payment ThankYou Image Check | -3,970.08 |
| 08/14 | AZ DEPT OF REVENUE TMACCONNEL@AZ AZ | 90.72 400F |
| 08/14 | PNP AZ DOR TAXFEE Info@pointand MI | 2.13 400F |
| 09/04 | AZ DEPT OF REVENUE TMACCONNEL@AZ AZ | 223.14 100F |
| 09/04 | AZ DEPT OF REVENUE TMACCONNEL@AZ AZ | 294.99 150F 17744 \$947! |
| 09/04 | PNP AZ DOR TAXFEE info@pointand MI | 5.24 100F |
| 09/04 | PNP AZ DOR TAXFEE Info@pointand MI | 6.93 150F 17744 \$2.23 |
| | ROGER WOOD TRANSACTIONS THIS CYCLE (CARD 6481) \$7232.91- INCLUDING PAYMENTS RECEIVED | |
| 08/14 | THE HOME DEPOT 404 MESA AZ | 426.53 100F |
| 08/14 | THE HOME DEPOT 404 MESA AZ | 21.63 100F |
| 08/28 | THE HOME DEPOT 404 MESA AZ | 77.16 100F |
| 09/04 | COSTCO WHSE #1028 MESA AZ | 50.97 100F |
| | JEFF CRAMMER TRANSACTIONS THIS CYCLE (CARD 6549) \$576.29 | |
| 09/07 | GOODWINS GENERAL ST CHILCOOT CA | 21.69 100F |
| 09/07 | SHELL OIL 60541220549 WICKENBURG AZ | 56.12 100F |
| 09/07 | SHELL OIL 64611220136 SPARKS NV | 57.17 100F |
| 09/07 | DEATH VALLEY NUT & CANDY BEATTY NV | 8.07 100F |
| 09/07 | DEATH VALLEY NUT & CANDY BEATTY NV | 63.00 100F |
| | BILL TAVARES TRANSACTIONS THIS CYCLE (CARD 6556) \$206.05 | |
| 08/15 | Engraving, Awards & GIF 603-5244399 NH | 613.50 100F |
| | RICHARD MOONEY TRANSACTIONS THIS CYCLE (CARD 6572) \$613.50 | |
| 08/30 | ARIZONA STATE FIRE TRA AVONDALE AZ | -185.00 100F |
| 09/05 | CHILI'S SIGNAL BUTTE MESA AZ | 48.40 100F |
| | RICHARD OCHS TRANSACTIONS THIS CYCLE (CARD 6580) \$136.60- | |
| 08/10 | STAPLS7300210438000001 877-8267755 NJ | 744.13 150F 17753 \$248 ⁰⁹ |
| 08/10 | STAPLS7300210527000001 877-8267755 NJ | 751.93 150F 17753 \$2506 ⁰⁹ |
| 08/14 | US FLAG STORE 8777342458 PA | 307.65 100F |
| 08/14 | ARIZONA STATE FIRE TRA 623-3336500 AZ | 139.50 100F |
| 08/14 | ARIZONA STATE FIRE TRA 623-3336500 AZ | 239.50 100F |
| 08/17 | STAPLS7300273949000001 877-8267755 NJ | 317.61 150F 17753 \$105 ⁰² |
| 09/08 | AMZN Mktp US*2F2LS4MM3 Amzn.com/bill WA | 82.98 100F |
| | KELLY BARTZ TRANSACTIONS THIS CYCLE (CARD 6598) \$2583.30 | |
| 08/12 | AMZN Mktp US*MA88N8YU2 Amzn.com/bill WA | 131.66 150F 17651 \$107 ⁰⁸ |
| 08/13 | FREDPRYOR CAREERTRACK 800-5563012 KS | 128.00 100F |
| 08/17 | AMZN Mktp US*MO5FH6OU1 Amzn.com/bill WA | 28.09 100F |
| 08/26 | OFFICEMAX/DEPOT 6678 APACHE JUNCTI AZ | 41.61 100F |
| 09/05 | DNH*GODADDY.COM 480-5058855 AZ | 127.98 |
| | ANNA BUTEL TRANSACTIONS THIS CYCLE (CARD 6655) \$457.34 | |
| 08/11 | AMZN Mktp US*MA2HV67S1 Amzn.com/bill WA | 374.94 100F |
| 08/13 | FEDEX 487185082 MEMPHIS TN | 144.42 100F |
| 08/16 | AMZN Mktp US*MA7KQ92Z0 Amzn.com/bill WA | 12.58 100F |
| 08/20 | AMZN Mktp US*MO6I59ND1 Amzn.com/bill WA | 113.98 100F |
| 08/22 | TRUCK PRO PHOENIX AZ | 1,497.70 100F |
| 08/26 | NOR*NORTHERN TOOL 800-222-5381 MN | 107.95 150F |
| 08/28 | AMZN Mktp US*MO3Z05BQ2 Amzn.com/bill WA | 219.88 100F |
| 09/04 | AMZN Mktp US*MO4VX1VY0 Amzn.com/bill WA | 491.50 150F 17685 \$9.50 |
| 09/07 | Amazon.com*MO0AN5850 Amzn.com/bill WA | 67.82 100F |
| | VAUGHN CRUSHAW TRANSACTIONS THIS CYCLE (CARD 0687) \$3030.77 | |
| 08/12 | NFPA NATL FIRE PROTECT 800-344-3555 MA | 441.50 100F |
| 08/15 | INT'L CODE COUNCIL INC 888-422-7233 IL | 561.23 100F |
| 08/15 | FRONTIER ACE HARDWARE APACHE JUNCTI AZ | 43.80 100F |

Walker Fire CA

ACCOUNT ACTIVITY (CONTINUED)

| Date of Transaction | Merchant Name or Transaction Description | | \$ Amount |
|---------------------|--|-------|-------------|
| 08/15 | OFFICEMAX/DEPOT 6678 APACHE JUNCTI AZ | 17693 | 54.78 100F |
| 09/05 | WAL-MART #1381 APACHE JUNCTI AZ | 17771 | 146.42 100F |
| | TINA GEROLA TRANSACTIONS THIS CYCLE (CARD 6473) \$1247.73 | | |
| 08/30 | FEDEX 98806362 180-0463333 TN | 17733 | 31.24 100F |
| | MARK GOMEZ TRANSACTIONS THIS CYCLE (CARD 5114) \$31.24 | | |

| 2019 Totals Year-to-Date | |
|--------------------------------|--------|
| Total fees charged in 2019 | \$8.91 |
| Total interest charged in 2019 | \$0.00 |

Year-to-date totals do not reflect any fee or interest refunds you may have received.

INTEREST CHARGES

Your Annual Percentage Rate (APR) is the annual interest rate on your account.

| Balance Type | Annual Percentage Rate (APR) | Balance Subject To Interest Rate | Interest Charges |
|--------------------------|------------------------------|----------------------------------|------------------|
| PURCHASES | | | |
| Purchases | 12.24%(v)(d) | - 0 - | - 0 - |
| CASH ADVANCES | | | |
| Cash Advances | 21.24%(v)(d) | - 0 - | - 0 - |
| BALANCE TRANSFERS | | | |
| Balance Transfer | 12.24%(v)(d) | - 0 - | - 0 - |

31 Days In Billing Period

- (v) = Variable Rate
- (d) = Daily Balance Method (Including new transactions)
- (a) = Average Daily Balance Method (including new transactions)

Please see Information About Your Account section for the Calculation of Balance Subject to Interest Rate, Annual Renewal Notice, How to Avoid Interest on Purchases, and other important information, as applicable.



Superstition Fire & Medical District Monthly Pinal County Treasurer's Bank Account Reconciliation

150 General Fund

Reconciliation References:

- A Beginning bank balance
- B Interest Income
- C Current month's deposits
- D Current month's Accounts Payable disbursements
- E Current month's Payroll disbursements
- F Current month's bank ending balance
- G Accounts Payable checks outstanding at month-end
- H Payroll checks outstanding at month-end
- I Electronic / ACH clearing bank account balance at month-end
- J Lockbox bank account balance at month-end
- K Cash Balance per G/L Balance Sheet
- L Chase MasterCard credit card payment – warrant #1130003335 (paid 9/18/19)



**Superstition Fire & Medical District
Ground Transport (Fund 150) Cash Reconciliation
Fiscal Year 2019 - 2020
9/30/2019**



| | Deposits (Cash Receipts) | Cash Disbursements | Book Balance |
|--|---|-----------------------|-----------------------------------|
| Book Balance as of: 9/1/2019 | | | <u>\$198,310.00</u> (A) |
| <u>Activity During the Month</u> | | | |
| Journal Entries: | | | |
| Interest Income (Expense): | 234.24 | | 234.24 (B) |
| Deposits | 247,512.11 | | 247,512.11 (C) |
| Revenue Transfer | | | - |
| Cash Disbursements | | | |
| A) Accounts Payable | | (101,842.03) | (101,842.03) (D) |
| B) Payroll Account | | (128,575.38) | (128,575.38) (E) |
| C) Transfer In / Out | | | - |
| | <u>\$247,746.35</u> | <u>(230,417.41)</u> | <u>\$215,638.94</u> |
| <u>Pinal County Bank Balance</u> | | | |
| Ending Bank Balance as of: 9/30/2019 | Balance from YTD Column | | \$ 241,432.73 (F) |
| Less: Outstanding Warrants | Check # | | |
| | A/P | (30,368.28) | (30,368.28) (G) |
| | Payroll | (132.00) | (132.00) (H) |
| Plus: | | | - |
| | | | \$ 210,932.45 |
| | Cash Balance in Payroll Clearing Account | | \$ - |
| | Cash Balance in Electronic / ACH Clearing Account | | \$ 3.50 (I) |
| | Cash Balance in LockBox | | \$ 12,873.78 (J) |
| | | | <u>\$ 223,809.73</u> |
| Prepared by: <u>Janice Burke 10/1/19</u> | | | Balance per B/S \$ 223,809.73 (K) |
| Reviewed by: <u>Roger Wood 10/1/19</u> | | | Difference \$ - |



Pinal County Treasurer

Monthly Statement

Date Range: 9/1/2019 to 9/30/2019

| Account | Period | YTD | | |
|-------------------|---|--------------|-----------------------|-------------|
| 6116421002 | Superstition FMD Ground Transport Fund | | | |
| Begin Balance: | (A) 198,310.00 | 186,699.32 | | |
| Income: | 247,746.35 | 701,018.01 | | |
| LOC Advance: | .00 | .00 | | |
| Expense: | (204,623.62) | (646,284.60) | LOC: | .00 |
| LOC Payments: | .00 | .00 | Warrants Outstanding: | (30,500.28) |
| Cash Balance: | (F) 241,432.73 | 241,432.73 | End: | 210,932.45 |

Monthly Statement Summary

| Source Code | Description | MTDAmount | YTDAmount |
|-------------------|---|---------------------------|-------------------|
| 6116421002 | Superstition FMD Ground Transport Fund | Beginning Balance: | 198,310.00 |
| | | | 186,699.32 |
| 21100.40 | Wells Fargo Bank Investment Interest | 1.08 | 5.17 |
| 21100.41 | Wells Fargo Repo Investment Interest | 31.87 | 211.31 |
| 21100.43 | Wells Fargo Trust Investment Interest | 3.41 | 12.05 |
| 21100.46 | Wells Fargo Investment Investment Interest | 17.77 | 108.48 |
| 21100.55 | Multi-Bank Securities Investment Interest | 67.60 | 140.00 |
| 21100.70 | Vining Sparks Investment Interest | 107.71 | 478.00 |
| 21100.80 | Stifel Nicolaus & Company Investment Interest | 4.80 | 129.85 |
| 73160.0 | Deposits | 247,512.11 | 699,933.15 |
| 90930.0 | Warrants Redeemed | (101,842.03) | (337,900.83) |
| 91220.0 | Disbursed by County Treasurer | (102,781.59) | (308,383.77) |
| | Ending Balance: | 241,432.73 | 241,432.73 |

Monthly Statement Detail

| Date | Notes | Doc # | Amount | C/D |
|--|--|-------|--------------------------------------|-----|
| 6116421002 Superstition FMD Ground Transport Fund | | | Beginning Balance: 198,310.00 | |
| 21100.40 | Wells Fargo Bank Investment Interest | | Source Code Total: 1.08 | |
| 09/03 | Investment Interest | 0 | 1.08 | C |
| 21100.41 | Wells Fargo Repo Investment Interest | | Source Code Total: 31.87 | |
| 09/03 | Investment Interest | 0 | 31.87 | C |
| 21100.43 | Wells Fargo Trust Investment Interest | | Source Code Total: 3.41 | |
| 09/05 | Investment Interest | 0 | 3.41 | C |
| 21100.46 | Wells Fargo Investment Investment Interest | | Source Code Total: 17.77 | |
| 09/30 | Investment Interest | 0 | 17.77 | C |
| 21100.55 | Multi-Bank Securities Investment Interest | | Source Code Total: 67.60 | |
| 09/12 | Investment Interest | 0 | 31.51 | C |
| 09/16 | Investment Interest | 0 | 3.58 | C |
| 09/27 | Investment Interest | 0 | 23.49 | C |
| 09/30 | Investment Interest | 0 | 9.02 | C |
| 21100.70 | Vining Sparks Investment Interest | | Source Code Total: 107.71 | |
| 09/03 | Investment Interest | 0 | 18.20 | C |
| 09/18 | Investment Interest | 0 | 28.40 | C |
| 09/19 | Investment Interest | 0 | 34.76 | C |
| 09/30 | Investment Interest | 0 | 26.35 | C |
| 21100.80 | Stifel Nicolaus & Company Investment Interest | | Source Code Total: 4.80 | |
| 09/09 | Investment Interest | 0 | 4.80 | C |
| 73160.0 | Deposits | | Source Code Total: 247,512.11 | |
| 09/05 | WIRED MONEY TO GROUND TRANSPORT FUND | 0 | 50,205.00 | C |
| 09/12 | WIRED MONEY TO GROUND TRANSPORT FUND | 0 | 47,485.00 | C |
| 09/18 | 150.10.42180.10 Prof Credit / inv 5485 / ck 114230 | 0 | 2,880.62 | C |
| 09/19 | WIRED MONEY TO GROUND TRANSPORT FUND | 0 | 68,520.00 | C |
| 09/30 | 150.10.45900.10 Bound Tree / inv 5501 / ck 690254 | 0 | 1,571.49 | C |
| 09/30 | WIRED MONEY TO GROUND TRANSPORT FUND | 0 | 76,850.00 | C |



Pinal County Treasurer

Monthly Statement

Date Range: 9/1/2019 to 9/30/2019

| 90930.0 Warrants Redeemed | | | Source Code Total: (101,842.03) | |
|---|---|---|-----------------------------------|---|
| 09/03 | Paid Warrants | 0 | (79.20) | D |
| 09/04 | Paid Warrants | 0 | (1,786.95) | D |
| 09/05 | Paid Warrants | 0 | (12,019.86) | D |
| 09/06 | Paid Warrants | 0 | (13,006.34) | D |
| 09/09 | Paid Warrants | 0 | (2,620.88) | D |
| 09/10 | Paid Warrants | 0 | (33,422.31) | D |
| 09/11 | Paid Warrants | 0 | (4,480.60) | D |
| 09/12 | Paid Warrants | 0 | (1,817.49) | D |
| 09/13 | Paid Warrants | 0 | (40.86) | D |
| 09/16 | Paid Warrants | 0 | (739.02) | D |
| 09/17 | Paid Warrants | 0 | (1,525.99) | D |
| 09/18 | Paid Warrants | 0 | (5,624.55) | D |
| 09/19 | Paid Warrants | 0 | (1,215.61) | D |
| 09/20 | Paid Warrants | 0 | (577.40) | D |
| 09/23 | Paid Warrants | 0 | (2,194.63) | D |
| 09/24 | Paid Warrants | 0 | (1,837.19) | D |
| 09/25 | Paid Warrants | 0 | (15,350.12) | D |
| 09/26 | Paid Warrants | 0 | (1,078.45) | D |
| 09/30 | Paid Warrants | 0 | (2,424.58) | D |
| 91220.0 Disbursed by County Treasurer | | | Source Code Total: (102,781.59) | |
| 09/04 | Ambulatory Employees Payroll Direct Deposit | 0 | (30,111.86) | D |
| 09/04 | District Federal & State P/R Taxes | 0 | (12,691.11) | D |
| 09/04 | District 457, union dues, pac | 0 | (7,237.07) | D |
| 09/18 | AMBULATORY EMP PAYROLL DIRECT DEPOSIT | 0 | (31,931.68) | D |
| 09/18 | DISTRICT FEDERAL & STATE P/R TAXES | 0 | (13,572.80) | D |
| 09/18 | DISTRICT 457, UNION DUES, PAC | 0 | (7,237.07) | D |
| 6116421002 Superstition FMD Ground Transport Fund | | | Ending Balance: 241,432.73 | |

Warrant Detail

| Payee Name | Warrant | Amount | Issue Dt | Status Dt | Voucher |
|--|------------|----------|----------|-----------|---|
| 6116421002 Superstition FMD Ground Transport Fund | | | | | Account Total: 132,342.31 |
| Fund: 1130 | | | | | Fund Total: 106,548.52 |
| Status: OUTS | | | | | Status Total: 30,368.28 6 |
| PAMELA E VAN WINKLE | 1130002771 | 97.57 | 02/13/19 | 02/13/19 | |
| JACQUELYN CARRIGAN | 1130002849 | 77.03 | 03/20/19 | 03/20/19 | |
| SUZETTE PULVIRENTI | 1130002912 | 5.00 | 04/10/19 | 04/10/19 | |
| DANE VILLALOBOS | 1130002923 | 83.79 | 04/10/19 | 04/10/19 | |
| BRIGHT HEALTH COMPANY | 1130003017 | 156.14 | 05/15/19 | 05/15/19 | |
| MARGARET CRANE | 1130003099 | 91.23 | 06/12/19 | 06/12/19 | |
| APACHE JUNCTION UNIFIED | 1130003194 | 1,017.13 | 07/17/19 | 07/17/19 | |
| MYRA L WOLFF | 1130003233 | 103.61 | 08/07/19 | 08/07/19 | |
| APACHE JUNCTION UNIFIED | 1130003277 | 2,827.57 | 08/28/19 | 08/28/19 | |
| GALLOWAY ASSET MANAGEMENT, LLC | 1130003283 | 200.00 | 08/28/19 | 08/28/19 | |
| ARIZONAWATERCONDITIONING DBA | 1130003291 | 145.91 | 09/04/19 | 09/04/19 | |
| AZ DEPT OF HEALTH SERVICES | 1130003293 | 250.00 | 09/04/19 | 09/04/19 | |
| WADE E GRAFF | 1130003316 | 75.85 | 09/11/19 | 09/11/19 | |
| MAUREEN BELLMAN | 1130003317 | 16.05 | 09/11/19 | 09/11/19 | |
| RIGHT AWAY DISPOSAL, LLC | 1130003325 | 100.82 | 09/11/19 | 09/11/19 | |
| STANDARD INSURANCE COMPANY | 1130003327 | 794.24 | 09/11/19 | 09/11/19 | |
| APACHE JUNCTION UNIFIED | 1130003330 | 2,849.13 | 09/18/19 | 09/18/19 | |
| GINCO PLUMBING LLC | 1130003340 | 586.79 | 09/18/19 | 09/18/19 | |
| PHOENIX TECHNOLOGY SOLUTIONS | 1130003344 | 33.00 | 09/18/19 | 09/18/19 | |
| AA COOLING AND HEATING LLC | 1130003349 | 810.00 | 09/25/19 | 09/25/19 | |
| AETNA BEHAVIORAL HEALTH, LLC | 1130003350 | 230.40 | 09/25/19 | 09/25/19 | |
| WATER UTILITIES COMM FD DBA | 1130003351 | 39.83 | 09/25/19 | 09/25/19 | |
| ARIZONA WATER COMPANY, INC. | 1130003352 | 24.79 | 09/25/19 | 09/25/19 | |
| CTS | 1130003353 | 836.66 | 09/25/19 | 09/25/19 | |



Pinal County Treasurer

Monthly Statement

Date Range: 9/1/2019 to 9/30/2019

| | | | | |
|---------------------------------|------------|-----------|----------|-------------------------|
| CYMA SYSTEMS INC | 1130003354 | 2,352.10 | 09/25/19 | 09/25/19 |
| DELTA DENTAL OF ARIZONA | 1130003355 | 1,019.55 | 09/25/19 | 09/25/19 |
| DELTA DENTAL INSURANCE COMPANY | 1130003356 | 31.77 | 09/25/19 | 09/25/19 |
| ELLIOTT AUTO SUPPLY CO, INC. | 1130003357 | 328.30 | 09/25/19 | 09/25/19 |
| FIRST CHOICE AUTO GLASS, INC. | 1130003358 | 280.48 | 09/25/19 | 09/25/19 |
| STANDARD INSURANCE COMPANY | 1130003359 | 760.65 | 09/25/19 | 09/25/19 |
| TOSHIBA BUSINESS SOLUTIONS, INC | 1130003360 | 196.42 | 09/25/19 | 09/25/19 |
| UNITED HEALTHCARE INSURANCE CO | 1130003361 | 13,525.04 | 09/25/19 | 09/25/19 |
| UNITED STATES POSTAL SERVICE | 1130003362 | 250.00 | 09/25/19 | 09/25/19 |
| VISION SERVICE PLAN | 1130003363 | 171.43 | 09/25/19 | 09/25/19 |
| Status: PAID | | | | Status Total: 76,180.24 |
| ARIZONA EMERGENCY MEDICAL | 1130003192 | 750.00 | 07/17/19 | 09/18/19 |
| AFLAC | 1130003260 | 350.64 | 08/21/19 | 09/04/19 |
| KANSAS STATE BANK OF MANHATTAN | 1130003268 | 79.20 | 08/21/19 | 09/03/19 |
| PHOENIX TECHNOLOGY SOLUTIONS | 1130003271 | 33.00 | 08/21/19 | 09/04/19 |
| AA COOLING AND HEATING LLC | 1130003275 | 208.34 | 08/28/19 | 09/05/19 |
| AETNA BEHAVIORAL HEALTH, LLC | 1130003276 | 215.04 | 08/28/19 | 09/05/19 |
| WATER UTILITIES COMM FD DBA | 1130003278 | 40.70 | 08/28/19 | 09/06/19 |
| CAREFUSION 203, INC | 1130003279 | 256.60 | 08/28/19 | 09/05/19 |
| CITY OF MESA | 1130003280 | 11,477.60 | 08/28/19 | 09/06/19 |
| DELTA DENTAL OF ARIZONA | 1130003281 | 999.21 | 08/28/19 | 09/04/19 |
| DELTA DENTAL INSURANCE COMPANY | 1130003282 | 128.97 | 08/28/19 | 09/05/19 |
| MESA DISCOUNT, INC | 1130003284 | 1,488.04 | 08/28/19 | 09/06/19 |
| MOUNTAIN VISTA MEDICAL CENTER | 1130003285 | 767.41 | 08/28/19 | 09/12/19 |
| SAN TAN FORD | 1130003286 | 239.62 | 08/28/19 | 09/04/19 |
| SUPERSTITION SAFETY SERV, LLC | 1130003287 | 32.99 | 08/28/19 | 09/05/19 |
| UNITED HEALTHCARE INSURANCE CO | 1130003288 | 11,177.92 | 08/28/19 | 09/05/19 |
| VISION SERVICE PLAN | 1130003289 | 164.48 | 08/28/19 | 09/04/19 |
| ARIZONA WATER COMPANY, INC. | 1130003290 | 95.60 | 09/04/19 | 09/10/19 |
| AT&T CORP | 1130003292 | 925.08 | 09/04/19 | 09/12/19 |
| BOUND TREE MEDICAL LLC | 1130003294 | 20,052.81 | 09/04/19 | 09/10/19 |
| BPCWS, PLLC | 1130003295 | 744.60 | 09/04/19 | 09/11/19 |
| CTS | 1130003296 | 263.04 | 09/04/19 | 09/19/19 |
| CYMA SYSTEMS INC | 1130003297 | 398.33 | 09/04/19 | 09/11/19 |
| WEX BANK DBA | 1130003298 | 739.02 | 09/04/19 | 09/16/19 |
| KRONOS, INC. | 1130003299 | 1,561.31 | 09/04/19 | 09/10/19 |
| MAGIC PEST CONTROL | 1130003300 | 105.30 | 09/04/19 | 09/11/19 |
| MEDIACOM | 1130003301 | 2,459.16 | 09/04/19 | 09/09/19 |
| MEDIACOM | 1130003302 | 161.72 | 09/04/19 | 09/09/19 |
| SALT RIVER PROJECT | 1130003303 | 2,922.65 | 09/04/19 | 09/11/19 |
| SOUTHWEST GAS CORPORATION | 1130003304 | 40.86 | 09/04/19 | 09/13/19 |
| SUPERSTITION MOUNTAINS CFD #1 | 1130003305 | 128.70 | 09/04/19 | 09/11/19 |
| AA COOLING AND HEATING LLC | 1130003306 | 258.34 | 09/11/19 | 09/18/19 |
| ZICHERON, INC. DBA | 1130003307 | 358.36 | 09/11/19 | 09/23/19 |
| ACCUSEARCH | 1130003308 | 118.00 | 09/11/19 | 09/18/19 |
| APACHE OXY-MED INC DBA | 1130003309 | 475.00 | 09/11/19 | 09/20/19 |
| BANNER GOLDFIELD MEDICAL CEN | 1130003310 | 1,059.90 | 09/11/19 | 09/17/19 |
| EBO INVESTMENTS LLC, DBA | 1130003311 | 48.59 | 09/11/19 | 09/17/19 |
| BENCHMARK INSURANCE COMPANY | 1130003312 | 4,403.96 | 09/11/19 | 09/18/19 |
| BUD'S BULK ICE SERVICE, INC | 1130003313 | 422.22 | 09/11/19 | 09/23/19 |
| HEALTHCARE MEDICAL WASTE, INC | 1130003314 | 284.91 | 09/11/19 | 09/19/19 |
| KANSAS STATE BANK OF MANHATTAN | 1130003315 | 79.20 | 09/11/19 | 09/19/19 |
| RICHARD G OLSON OR | 1130003318 | 94.25 | 09/11/19 | 09/18/19 |
| SHIRLEY J TONSTAD | 1130003319 | 100.00 | 09/11/19 | 09/24/19 |
| JANE R BARCUS | 1130003320 | 102.40 | 09/11/19 | 09/20/19 |
| AETNA LIFE INSURANCE COMPANY | 1130003321 | 1,400.45 | 09/11/19 | 09/23/19 |
| THE LANDON FAMILY TRUST | 1130003322 | 48.84 | 09/11/19 | 09/19/19 |
| O'REILLY AUTOMOTIVE STORES | 1130003323 | 13.60 | 09/11/19 | 09/23/19 |
| CENTURYLINK | 1130003324 | 539.62 | 09/11/19 | 09/19/19 |
| SAN TAN FORD | 1130003326 | 184.50 | 09/11/19 | 09/17/19 |
| WAXIE'S ENTERPRISES, INC | 1130003328 | 233.00 | 09/11/19 | 09/17/19 |
| AFLAC | 1130003329 | 350.64 | 09/18/19 | 09/26/19 |



Pinal County Treasurer

Monthly Statement

Date Range: 9/1/2019 to 9/30/2019

| | | | | | |
|------------------------------------|------------|------------|----------|----------|--------------------------|
| WATER UTILITIES COMM FD DBA | 1130003331 | 125.94 | 09/18/19 | 09/26/19 | |
| ARIZONA WATER COMPANY, INC. | 1130003332 | 138.82 | 09/18/19 | 09/30/19 | |
| BANNER GATEWAY MEDICAL CENTER | 1130003333 | 2.40 | 09/18/19 | 09/24/19 | |
| BANNER BAYWOOD MEDICAL CENTER | 1130003334 | 58.30 | 09/18/19 | 09/24/19 | |
| CHASE | 1130003335 | 843.29 | 09/18/19 | 09/24/19 | (L) |
| CITY OF APACHE JUNCTION | 1130003336 | 1,844.43 | 09/18/19 | 09/25/19 | |
| CITY OF MESA | 1130003337 | 2,261.33 | 09/18/19 | 09/30/19 | |
| BANNER DESERT MEDICAL CENTER | 1130003338 | 16.30 | 09/18/19 | 09/24/19 | |
| FRONTIER SHOP SUPPLIES, INC | 1130003339 | 24.43 | 09/18/19 | 09/30/19 | |
| MOUNTAIN VISTA MEDICAL CENTER | 1130003341 | 515.64 | 09/18/19 | 09/26/19 | |
| CADWELL IRREVOCABLE TRUST III | 1130003342 | 137.59 | 09/18/19 | 09/25/19 | |
| PROSHRED SECURITY ARIZONA | 1130003343 | 18.33 | 09/18/19 | 09/25/19 | |
| CENTURYLINK | 1130003345 | 86.23 | 09/18/19 | 09/26/19 | |
| SAN TAN FORD | 1130003346 | 309.88 | 09/18/19 | 09/24/19 | |
| SOLVENT RECY-CLEAN, INC | 1130003347 | 37.67 | 09/18/19 | 09/25/19 | |
| VERIZON WIRELESS SERVICES LLC | 1130003348 | 175.94 | 09/18/19 | 09/25/19 | |
| Fund: 1131 | | | | | Fund Total: 25,793.79 |
| Status: OUTS | | | | | Status Total: 132.00 (H) |
| CHARITY RELIEF FUND EV FIREFIGHTER | 1131000462 | 108.00 | 09/20/19 | 09/18/19 | |
| CHARITIES FUND EV FIREFIGHTER | 1131000463 | 24.00 | 09/20/19 | 09/18/19 | |
| Status: PAID | | | | | Status Total: 25,661.79 |
| JAMES R. VAUGHN, PC TRUST ACCOUNT | 1131000457 | 181.02 | 09/06/19 | 09/11/19 | |
| ARIZONA STATE RETIREMENT SYSTEM | 1131000458 | 11,666.90 | 09/06/19 | 09/10/19 | |
| AZ FF RETIREE HEALTH TRUST FUND | 1131000459 | 125.00 | 09/06/19 | 09/12/19 | |
| SUPPORT PAYMENT CLEARINGHOUSE | 1131000460 | 45.69 | 09/06/19 | 09/10/19 | |
| JAMES R. VAUGHN, PC TRUST ACCOUNT | 1131000461 | 391.90 | 09/20/19 | 09/25/19 | |
| ARIZONA STATE RETIREMENT SYSTEM | 1131000464 | 12,744.26 | 09/20/19 | 09/25/19 | |
| AZ FF RETIREE HEALTH TRUST FUND | 1131000465 | 125.00 | 09/20/19 | 09/24/19 | |
| KEVIN M BOWMAN | 1131000466 | 382.02 | 09/20/19 | 09/24/19 | |
| | Count | Amount | | | |
| Total OUTS: | 36 | 30,500.28 | | | |
| Total PAID: | 75 | 101,842.03 | | | |

CASH RECEIPTS

September 2019 Transport

| Date | Control # | Amount | Account # | Description |
|-----------------------|-----------|-------------------|-----------------|--|
| 9/5/2019 | | 50,205.00 | | Wire Transfer <i>C-1</i> |
| | | 50,205.00 | | |
| 9/12/2019 | | 47,485.00 | | Wire Transfer <i>C-2</i> |
| | | 47,485.00 | | |
| 9/18/2019 | | 2,880.62 | 100.10.42180.10 | Prof Credit/inv 5485/ck 114230 <i>C-3</i> |
| | | 2,880.62 | | |
| 9/19/2019 | | 68,520.00 | | Wire Transfer <i>C-4</i> |
| | | 68,520.00 | | |
| 9/30/2019 | | 76,850.00 | | Wire Transfer <i>C-5</i> |
| | | 76,850.00 | | |
| 9/30/2019 | | 1,571.49 | 150.10.45900.10 | Bound Tree / inv 5501 / ck 690254 <i>C-6</i> |
| | | 1,571.49 | | |
| | | | | |
| | | | | |
| | | | | |
| | | | | |
| | | | | |
| | | | | |
| | | | | |
| | | | | |
| | | | | |
| | | | | |
| | | | | |
| | | | | |
| | | | | |
| | | | | |
| | | | | |
| | | | | |
| September 2019 Totals | | 247,512.11 | | |

(C)



Control No. 337339

Pinal County Treasurer Pending Treasurer Receipt

Treasurer's Office Use

Receipt No.:

Posted By:

Receipt Date: 9/5/2019 Cash: \$0.00 Submitted By: JenniferBurke1
 Total Amount: \$50,205.00 Check: \$0.00 Department: Superstition Fire & Medical District
 Wire/Direct Deposit: \$50,205.00
 Credit Card: \$0.00

| GL | Source | Cost | Object | Subsid | Subled | Type | Notes | Amount |
|------------|---------|------|--------|--------|--------|------|--------------------------------------|-------------|
| 6116421002 | 73160.0 | | | | | | WIRED MONEY TO GROUND TRANSPORT FUND | \$50,205.00 |

C-1



Control No. 337631

Pinal County Treasurer Pending Treasurer Receipt

Treasurer's Office Use

Receipt
No.:

Posted By:

Receipt Date: 9/12/2019 Cash: \$0.00 Submitted By: JenniferBurke1
Total Amount: \$47,485.00 Check: \$0.00 Department: Supersition Fire & Medical District
Wire/Direct Deposit: \$47,485.00
Credit Card: \$0.00

| GL | Source | Cost | Object | Subsid | Subled | Type | Notes | Amount |
|------------|---------|------|--------|--------|--------|------|--------------------------------------|-------------|
| 6116421002 | 73160.0 | | | | | | WIRED MONEY TO GROUND TRANSPORT FUND | \$47,485.00 |

C-2



Pinal County Treasurer

Pending Treasurer Receipt

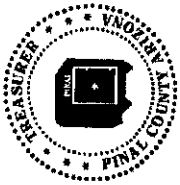
Control No. 337916

| |
|---|
| Treasurer's Office Use Receipt No.: _____ Posted By: _____ |
|---|

Receipt Date: 9/19/2019 **Cash:** \$0.00 **Submitted By:** JenniferBurke1
Total Amount: \$68,520.00 **Check:** \$0.00 **Department:** Superstition Fire & Medical District
 Wire/Direct Deposit: \$68,520.00
 Credit Card: \$0.00

| GL | Source | Cost | Object | Subsid | Subled | Type | Notes | Amount |
|------------|---------|------|--------|--------|--------|------|--------------------------------------|-------------|
| 6116421002 | 73160.0 | | | | | | WIRED MONEY TO GROUND TRANSPORT FUND | \$68,520.00 |

C-4



Control No. 338293

Pinal County Treasurer Pending Treasurer Receipt

| | |
|-------------------------------|-------|
| Treasurer's Office Use | |
| Receipt No.: | _____ |
| Posted By: | _____ |

Receipt Date: 9/30/2019 Cash: \$0.00 Submitted By: JenniferBurke1
 Total Amount: \$76,850.00 Check: \$0.00 Department: Superstition Fire & Medical District
 Wire/Direct Deposit: \$76,850.00
 Credit Card: \$0.00

| GL | Source | Cost | Object | Subsid | Subled | Type | Notes | Amount |
|------------|---------|------|--------|--------|--------|------|--------------------------------------|-------------|
| 6116421002 | 73160.0 | | | | | | WIRED MONEY TO GROUND TRANSPORT FUND | \$76,850.00 |

CS

Superstition Fire & Medical District

AR Payment Register (Detail)

Bank ID: Equal To M

| Check No. / Payment ID | Payee Name / Customer Name | Invoice No. / Account Number | Amount Paid |
|---|--------------------------------|----------------------------------|-------------------------|
| BANK: M - GROUND TRANSPORT FUND CHECKING | | | |
| DEPOSIT: 2,658 | DATE: 09/18/19 | | |
| 114230 | Prof Credit/inv 5485/ck 114230 | Check | \$2,880.62 |
| | Professional Credit (PROCRE) | Invoice : 005485 | \$2,880.62 |
| | | CHECK # 114230 TOTAL: | \$2,880.62 |
| | | DEPOSIT 2,658 TOTAL: | \$2,880.62 (C3) |
| DEPOSIT: 2,667 | DATE: 09/30/19 | | |
| 690254 | BoundTree/inv 5501/ck 690254 | Check | \$1,571.49 |
| | (ONETIMECUST) | Invoice : 005501 | \$1,571.49 |
| | | CHECK # 690254 TOTAL: | \$1,571.49 |
| | | DEPOSIT 2,667 TOTAL: | \$1,571.49 (G-6) |
| | | TOTAL FOR BANK ID: M | \$4,452.11 |
| | | GRAND TOTAL OF ALL CHECKS: | \$4,452.11 |
| | | GRAND TOTAL OF ALL CREDIT CARDS: | \$0.00 |
| | | GRAND TOTAL OF ALL CASH: | \$0.00 |
| | | GRAND TOTAL OF ALL EFT: | \$0.00 |
| | | GRAND TOTAL OF ALL PAYMENTS: | \$4,452.11 |
| | | GRAND TOTAL OF ALL ADJUSTMENTS: | \$0.00 |
| | | COMBINED TOTAL: | \$4,452.11 |

Supersstition Fire & Medical District
GL Account Ledger - Detail By Period
9/1/2019 through 9/30/2019

| Batch | Journal | Entry # | Date | Job | Document | Description | Debits | Credits | Balance |
|-----------------|---------|---------|----------|-----|------------------------------------|--|---------------|---------------------|-----------------------|
| 150-10-10150-10 | | | | | PAYROLL ACCOUNT (TRANSPORT) | | | | (\$255,478.70) |
| 17059 | PR | 761913 | 09/06/19 | | 457 - 3455 | Payroll All Freq 9/1/2019 | - | 47,659.93 | (303,138.63) |
| 17060 | Z | 761938 | 09/06/19 | | JE0902 | Paydate 9.6.19 RcIs | - | 12,691.11 | (315,829.74) |
| 17060 | Z | 761942 | 09/06/19 | | JE0902 | Paydate 9.6.19 RcIs | - | 1,707.61 | (317,537.35) |
| 17083 | PR | 762567 | 09/20/19 | | 461 - 3497 | Payroll All Freq 9/15/2019 | - | 51,236.32 | (368,773.67) |
| 17085 | Z | 762592 | 09/20/19 | | J0906 | Paydate 9.20.19 RcIs | - | 13,572.80 | (382,346.47) |
| 17085 | Z | 762596 | 09/20/19 | | J0906 | Paydate 9.20.19 RcIs | - | 1,707.61 | (384,054.08) |
| | | | | | | PAYROLL ACCOUNT (TRANSPORT) TOTALS: | \$0.00 | \$128,575.38 | (\$384,054.08) |
| | | | | | | TOTAL OF LEDGER: | \$0.00 | \$128,575.38 | (\$384,054.08) |

(E)

Commercial Checking Acct Public Funds

Account number: 4942920083 ■ September 1, 2019 - September 30, 2019 ■ Page 1 of 6



SUPERSTITION FIRE & MEDICAL DISTRICT
GROUND TRANSPORTATION
565 N IDAHO RD
APACHE JUNCTION AZ 85119-4014

Questions?

Call your Customer Service Officer or Client Services
1-800-AT WELLS (1-800-289-3557)
5:00 AM TO 6:00 PM Pacific Time Monday - Friday

Online: wellsfargo.com

Write: Wells Fargo Bank, N.A. (182)
PO Box 63020
San Francisco, CA 94163

Account summary

Commercial Checking Acct Public Funds

| Account number | Beginning balance | Total credits | Total debits | Ending balance |
|----------------|-------------------|---------------|---------------|--|
| 4942920083 | \$6,345.76 | \$237,780.16 | -\$244,122.42 | \$3.50 I |

Credits

Electronic deposits/bank credits

| Effective date | Posted date | Amount | Transaction detail |
|----------------|-------------|-----------|--|
| 09/03 | | 2,030.01 | Merchant Service Merch Dep 190901 8029396648 Superstition Fire and |
| 09/03 | | 716.65 | Merchant Service Merch Dep 190830 8029396648 Superstition Fire and |
| 09/03 | | 590.00 | Merchant Service Merch Dep 190831 8029396648 Superstition Fire and |
| 09/03 | | 1,214.12 | Bcbs of Arizona Hcclaimpmt 190829 1184003220 TRN*1*412121155*1860004538\ |
| 09/03 | | 346.08 | Noridian Azutmt Hcclaimpmt 190829 1184003220 TRN*1*891685593*1450173185~ |
| 09/03 | | 235.49 | Optum Lifestrip Hcclaimpmt 091000019238270 TRN*1*9238270*1272337487~ |
| 09/04 | | 8,104.94 | Noridian Azutmt Hcclaimpmt 190830 1184003220 TRN*1*891689556*1450173185~ |
| 09/04 | | 839.77 | Bcbs of Arizona Hcclaimpmt 190830 1184003220 TRN*1*412180143*1860004538\ |
| 09/04 | | 553.71 | Hhp Texas Hcclaimpmt 190904 362703 TRN*1*011840012543803*1610994632\ |
| 09/04 | | 283.58 | Optum Lifestrip Hcclaimpmt 091000019618119 TRN*1*9618119*1272337487~ |
| 09/04 | | 185.11 | Humana Cha Disb Hcclaimpmt 190904 362703 TRN*1*014840100649758*1611013183\ |
| 09/04 | | 10.00 | Pnp Billpayment 082919Sett 190904 6500 Apache Junction Fire D |
| 09/05 | | 21,060.00 | WT Seq117844 Superstition Fire & Med /Org=Superstition Fire & Medical Distri Srrf# Gb00000027486754 Trm#190905117844 Rfb# 366 |
| 09/05 | | 1,598.78 | Merchant Service Merch Dep 190904 8029396648 Superstition Fire and |

Electronic deposits/bank credits (continued)

| Effective date | Posted date | Amount | Transaction detail |
|----------------|-------------|-----------|---|
| | 09/05 | 4,330.90 | Mercy Care Plan Hcclaimpmt 190904 00145658 TRN*1*5292150*1860527381*Ahcccs Acute\ |
| | 09/05 | 1,168.17 | Mercy Care Plan Hcclaimpmt 190904 00145658 TRN*1*5294300*1860527381*DD General\ |
| | 09/05 | 607.68 | Mercy Care Plan Hcclaimpmt 190904 00145658 TRN*1*5295649*1860527381*Mercy Care Advantage - S |
| | 09/05 | 314.17 | 36 Treas 310 Misc Pay 090519 xxxxx0012 *1*042536896\ |
| | 09/05 | 176.97 | Humana Cha Disb Hcclaimpmt 190905 362703 TRN*1*014840100660538*1611013183\ |
| | 09/05 | 101.65 | Bcbs of Arizona Hcclaimpmt 190903 1184003220 TRN*1*413067174*1860004538\ |
| | 09/05 | 97.87 | Mercy Care Plan Hcclaimpmt 190904 00145658 TRN*1*5293565*1860527381*Altcs General\ |
| | 09/06 | 1,797.36 | Merchant Service Merch Dep 190905 8029396648 Superstition Fire and |
| | 09/06 | 381.30 | Noridian Azutmt Hcclaimpmt 190904 1184003220 TRN*1*891697495*1450173185~ |
| | 09/09 | 913.64 | Merchant Service Merch Dep 190906 8029396648 Superstition Fire and |
| | 09/09 | 75.00 | Merchant Service Merch Dep 190907 8029396648 Superstition Fire and |
| | 09/09 | 1,128.91 | Mercy Care Plan Hcclaimpmt 190906 00145658 TRN*1*5296697*1860527381*Altcs General\ |
| | 09/09 | 389.85 | Aetna H09 Hcclaimpmt 1184003220 TRN*1*160904190456856*1066033492\ |
| | 09/09 | 245.11 | Optum Lifeprint Hcclaimpmt 091000010479109 TRN*1*0479109*1272337487~ |
| | 09/10 | 5,390.33 | Noridian Azutmt Hcclaimpmt 190906 1184003220 TRN*1*891705014*1450173185~ |
| | 09/10 | 254.66 | Hhp Texas Hcclaimpmt 190910 362703 TRN*1*011840012549365*1610994632\ |
| | 09/10 | 224.59 | Optum Lifeprint Hcclaimpmt 091000010855297 TRN*1*0855297*1272337487~ |
| | 09/10 | 222.11 | Hhp Texas Hcclaimpmt 190910 362703 TRN*1*011840012549114*1610994632\ |
| | 09/10 | 171.79 | Hhp Texas Hcclaimpmt 190910 362703 TRN*1*011840012548747*1610994632\ |
| | 09/11 | 1,021.96 | Merchant Service Merch Dep 190910 8029396648 Superstition Fire and |
| | 09/11 | 10,360.10 | Noridian Azutmt Hcclaimpmt 190909 1184003220 TRN*1*891709033*1450173185~ |
| | 09/11 | 1,430.50 | Mercy Care Plan Hcclaimpmt 190910 00145658 TRN*1*5298668*1860527381*Ahcccs Acute\ |
| | 09/11 | 1,426.81 | Bcbs of Arizona Hcclaimpmt 190909 1184003220 TRN*1*413368742*1860004538\ |
| | 09/11 | 93.94 | Mercy Care Plan Hcclaimpmt 190910 00145658 TRN*1*5299596*1860527381*Altcs General\ |
| | 09/11 | 20.00 | Pnp Billpayment 090619Sett 190911 6500 Apache Junction Fire D |
| | 09/12 | 19,090.00 | WT Seq#82496 Superstition Fire & Med /Org=Superstition Fire & Medical Distri Srf# Gb00000027646261 Trn#190912082496 Rfb# 369 |
| | 09/12 | 1,365.93 | Merchant Service Merch Dep 190911 8029396648 Superstition Fire and |

Electronic deposits/bank credits (continued)

| Effective date | Posted date | Amount | Transaction detail |
|----------------|-------------|-----------|---|
| 09/12 | | 824.76 | Noridian Azutmt Hcclaimpmt 190910 1184003220 TRN*1*891712772*1450173185~ |
| 09/12 | | 674.55 | 36 Treas 310 Misc Pay 091219 xxxxx0012 4*085870881\GE*1*42775081\lea*1*042775047\ |
| 09/13 | | 1,763.13 | Hhp Texas Hcclaimpmt 190913 362703 TRN*1*011840012551660*1610994632\ |
| 09/13 | | 1,613.83 | Bcbs of Arizona Hcclaimpmt 190911 1184003220 TRN*1*413461326*1860004538\ |
| 09/13 | | 404.26 | Hhp Texas Hcclaimpmt 190913 362703 TRN*1*011840012551499*1610994632\ |
| 09/13 | | 152.34 | Humana Ins CO Efpayment 190913 362703 TRN*1*001290045916298*1391263473\ |
| 09/13 | | 93.94 | Bcbs of Arizona Hcclaimpmt 190911 1184003220 TRN*1*413463600*1860004538\ |
| 09/13 | | 91.68 | Ahcccs Programma Hcclaimpmt 190911 201909111038161 TRN*1*201909111038161*1866004791*Fqmb |
| 09/16 | | 290.00 | Merchant Service Merch Dep 190914 8029396648 Superstition Fire and |
| 09/16 | | 95.76 | Bcbs of Arizona Hcclaimpmt 190912 1184003220 TRN*1*413518164*1860004538\ |
| 09/17 | | 1,394.75 | Bcbs of Arizona Hcclaimpmt 190913 1184003220 TRN*1*413561430*1860004538\ |
| 09/17 | | 839.57 | Noridian Azutmt Hcclaimpmt 190913 1184003220 TRN*1*891722391*1450173185~ |
| 09/17 | | 404.26 | Hhp Texas Hcclaimpmt 190917 362703 TRN*1*011840012553783*1610994632\ |
| 09/17 | | 271.74 | Optum Lifeprint Hcclaimpmt 091000013160417 TRN*1*3160417*1272337487~ |
| 09/17 | | 196.95 | Hhp Texas Hcclaimpmt 190917 362703 TRN*1*011840012555517*1610994632\ |
| 09/17 | | 82.88 | Hdic Hcclaimpmt 190917 362703 TRN*1*017370010544043*1390714280\ |
| 09/17 | | 40.00 | Pnp Billpayment 091219Sett 190917 6500 Apache Junction Fire D |
| 09/18 | | 1,870.31 | Merchant Service Merch Dep 190917 8029396648 Superstition Fire and |
| 09/18 | | 6,511.49 | Mercy Care Plan Hcclaimpmt 190917 00145658 TRN*1*5304658*1860527381*Ahcccs Acute\ |
| 09/18 | | 2,654.92 | 36 Treas 310 Misc Pay 091819 xxxxx0012 6\SE*18*086058950\GE*1*42963150\lea*1*042963116\ |
| 09/18 | | 1,418.04 | Bcbs of Arizona Hcclaimpmt 190916 1184003220 TRN*1*413712567*1860004538\ |
| 09/18 | | 714.08 | Mercy Care Plan Hcclaimpmt 190917 00145658 TRN*1*5307326*1860527381* Mercy Care Advantage - S |
| 09/18 | | 448.51 | Humana Ins CO Efpayment 190918 362703 TRN*1*001290046023052*1391263473\ |
| 09/18 | | 421.28 | Hhp Texas Hcclaimpmt 190918 362703 TRN*1*011840012555726*1610994632\ |
| 09/19 | | 46,220.00 | WT Seq#80104 Superstition Fire & Med /Org=Superstition Fire & Medical Distri Srf# Gb00000027809597 Trn#190919080104 Rfb# 372 |
| 09/19 | | 65.48 | Merchant Service Merch Dep 190918 8029396648 Superstition Fire and |

Electronic deposits/bank credits (continued)

| Effective date | Posted date | Amount | Transaction detail |
|----------------|-------------|-----------|--|
| | 09/19 | 402.03 | Noridian Azutmt Hcclaimpmt 190917 1184003220 TRN*1*891729561*1450173185~ |
| | 09/19 | 100.00 | Pnp Billpayment 091619Sett 190919 6500 Apache Junction Fire D |
| | 09/20 | 500.00 | Merchant Service Merch Dep 190919 8029396648 Superstition Fire and |
| | 09/20 | 1,560.73 | Bcbs of Arizona Hcclaimpmt 190918 1184003220 TRN*1*413814061*1860004538\ |
| | 09/20 | 528.48 | Noridian Azutmt Hcclaimpmt 190918 1184003220 TRN*1*891733382*1450173185~ |
| | 09/20 | 367.10 | Palmetto Gba Hcclaimpmt 190917 1184003220 TRN*1*806375275*1571062326~ |
| | 09/20 | 353.20 | Hhp Texas Hcclaimpmt 190920 362703 TRN*1*011840012556377*1610994632\ |
| | 09/20 | 200.00 | Pnp Billpayment 091719Sett 190920 6500 Apache Junction Fire D |
| | 09/20 | 126.66 | Bcbs of Arizona Hcclaimpmt 190918 1184003220 TRN*1*413811367*1860004538\ |
| | 09/23 | 95.00 | Merchant Service Merch Dep 190921 8029396648 Superstition Fire and |
| | 09/23 | 10,199.54 | Noridian Azutmt Hcclaimpmt 190919 1184003220 TRN*1*891737659*1450173185~ |
| | 09/23 | 260.65 | Optum Lifeprint Hcclaimpmt 091000013803760 TRN*1*3803760*1272337487~ |
| | 09/24 | 50.00 | Merchant Service Merch Dep 190922 8029396648 Superstition Fire and |
| | 09/24 | 17,136.81 | Noridian Azutmt Hcclaimpmt 190920 1184003220 TRN*1*891741718*1450173185~ |
| | 09/24 | 237.64 | Hhp Texas Hcclaimpmt 190924 362703 TRN*1*011840012559728*1610994632\ |
| | 09/24 | 204.99 | Aetna H09 Hcclaimpmt 1184003220 TRN*1*160919190353839*1066033492\ |
| | 09/24 | 95.30 | 36 Treas 310 Misc Pay 092419 xxxxx0012 5*086235602\GE*1*43139802\lea*1*043139768\ |
| | 09/24 | 91.08 | Aetna AS01 Hcclaimpmt 1184003220 TRN*1*819262000299531*1066033492\ |
| | 09/25 | 2,419.86 | Merchant Service Merch Dep 190924 8029396648 Superstition Fire and |
| | 09/25 | 2,329.87 | Mercy Care Plan Hcclaimpmt 190924 00145658 TRN*1*5310489*1860527381*Ahcccs Acute\ |
| | 09/25 | 1,139.50 | 36 Treas 310 Misc Pay 092519 xxxxx0012 \GE*1*43190728\lea*1*043190694\ |
| | 09/25 | 365.92 | Mercy Care Plan Hcclaimpmt 190924 00145658 TRN*1*5313110*1860527381* Mercy Care Advantage - S |
| | 09/26 | 359.25 | Merchant Service Merch Dep 190925 8029396648 Superstition Fire and |
| | 09/27 | 280.00 | Merchant Service Merch Dep 190926 8029396648 Superstition Fire and |
| | 09/27 | 4,682.68 | Noridian Azutmt Hcclaimpmt 190926 1184003220 TRN*1*891753029*1450173185~ |
| | 09/27 | 1,918.12 | Bcbs of Arizona Hcclaimpmt 190925 1184003220 TRN*1*414160626*1860004538\ |
| | 09/27 | 1,506.96 | Aetna AS01 Hcclaimpmt 1184003220 TRN*1*819267000453830*1066033492\ |
| | 09/27 | 637.17 | Aetna H09 Hcclaimpmt 1184003220 TRN*1*160924190530662*1066033492\ |
| | 09/27 | 579.06 | Bcbs of Arizona Hcclaimpmt 190925 1184003220 TRN*1*414163913*1860004538\ |



Electronic deposits/bank credits (continued)

| Effective date | Posted date | Amount | Transaction detail |
|----------------|-------------|---------------------|---|
| | 09/27 | 190.46 | Aetna AS01 Hcclaimpmt 1184003220 TRN*1*819267000453831*1066033492\ |
| | 09/30 | 27,180.00 | WT Seq133737 Superstition Fire & Med /Org=Superstition Fire & Medical Distri Srf# Gb00000028055607 Trn#190930133737 Rfb# 375 |
| | 09/30 | 100.00 | Merchant Service Merch Dep 190927 8029396648 Superstition Fire and |
| | 09/30 | 735.38 | Noridian Azutmt Hcclaimpmt 190926 1184003220 TRN*1*891757505*1450173185~ |
| | 09/30 | 444.94 | Bcbs of Arizona Hcclaimpmt 190926 1184003220 TRN*1*414212793*1860004538\ |
| | 09/30 | 180.39 | Aetna H09 Hcclaimpmt 1184003220 TRN*1*160925190369893*1066033492\ |
| | 09/30 | 93.34 | Mercy Care Plan Hcclaimpmt 190927 00145658 TRN*1*5314239*1860527381*Altcs General\ |
| | | \$237,780.16 | Total electronic deposits/bank credits |
| | | \$237,780.16 | Total credits |

Debits

Electronic debits/bank debits

| Effective date | Posted date | Amount | Transaction detail |
|----------------|-------------|---------------------|---|
| | 09/03 | 472.42 | Merchant Service Merch Fee 190831 8029396648 Superstition Fire and |
| | 09/05 | 50,205.00 | WT Seq117895 Pinal County /Bnf=Pinal County Master Srf# Gw00000027486905 Trn#190905117895 Rfb# 368 |
| | 09/05 | 230.00 | WT Seq117862 Pinal County /Bnf=Pinal County Master Srf# Gw00000027486755 Trn#190905117862 Rfb# 367 |
| | 09/12 | 47,485.00 | WT Seq#82523 Pinal County /Bnf=Pinal County Master Srf# Gw00000027646267 Trn#190912082523 Rfb# 371 |
| | 09/12 | 20.00 | WT Seq#82510 Pinal County /Bnf=Pinal County Master Srf# Gw00000027646108 Trn#190912082510 Rfb# 370 |
| | 09/19 | 68,520.00 | WT Seq#80149 Pinal County /Bnf=Pinal County Master Srf# Gw00000027806108 Trn#190919080149 Rfb# 374 |
| | 09/19 | 40.00 | WT Seq#80141 Pinal County /Bnf=Pinal County Master Srf# Gw00000027809598 Trn#190919080141 Rfb# 373 |
| | 09/30 | 76,850.00 | WT Seq133827 Pinal County /Bnf=Pinal County Master Srf# Gw00000028055812 Trn#190930133827 Rfb# 377 |
| | 09/30 | 300.00 | WT Seq133767 Pinal County /Bnf=Pinal County Master Srf# Gw00000028055609 Trn#190930133767 Rfb# 376 |
| | | \$244,122.42 | Total electronic debits/bank debits |
| | | \$244,122.42 | Total debits |

Daily ledger balance summary

| Date | Balance | Date | Balance | Date | Balance |
|-------|-----------|-------|----------|-------|-----------|
| 08/31 | 6,345.76 | 09/05 | 3.99 | 09/10 | 11,198.64 |
| 09/03 | 11,005.69 | 09/06 | 2,182.65 | 09/11 | 25,551.95 |
| 09/04 | 20,982.80 | 09/09 | 4,935.16 | 09/12 | 2.19 |



Daily ledger balance summary (continued)

| <u>Date</u> | <u>Balance</u> | <u>Date</u> | <u>Balance</u> | <u>Date</u> | <u>Balance</u> |
|-------------------------------------|----------------|--------------------|----------------|-------------|----------------|
| 09/13 | 4,121.37 | 09/19 | 3.42 | 09/25 | 38,265.75 |
| 09/16 | 4,507.13 | 09/20 | 3,639.59 | 09/26 | 38,625.00 |
| 09/17 | 7,737.28 | 09/23 | 14,194.78 | 09/27 | 48,419.45 |
| 09/18 | 21,775.91 | 09/24 | 32,010.60 | 09/30 | 3.50 |
| Average daily ledger balance | | \$13,952.81 | | | |

Commercial Checking Acct Public Funds

Account number: 4797829967 ■ September 1, 2019 - September 30, 2019 ■ Page 1 of 2



SUPERSTITION FIRE & MEDICAL DISTRICT
 TRANSPORT LOCKBOX ACCOUNT
 565 N IDAHO RD
 APACHE JUNCTION AZ 85119-4014

Questions?

Call your Customer Service Officer or Client Services
1-800-AT WELLS (1-800-289-3557)
 5:00 AM TO 6:00 PM Pacific Time Monday - Friday

Online: wellsfargo.com

Write: Wells Fargo Bank, N.A. (182)
 PO Box 63020
 San Francisco, CA 94163

Account summary

Commercial Checking Acct Public Funds

| Account number | Beginning balance | Total credits | Total debits | Ending balance |
|----------------|-------------------|---------------|---------------|----------------|
| 4797829967 | \$9,727.05 | \$116,696.73 | -\$113,550.00 | \$12,873.78 |

Credits

Deposits

| Effective date | Posted date | Amount | Transaction detail |
|----------------|-------------|---------------------|--|
| | 09/03 | 9,284.97 | Wholesale Lockbox Deposit Los Angeles Box 845500 Deposit 1 |
| | 09/04 | 2,810.62 | Wholesale Lockbox Deposit Los Angeles Box 845500 Deposit 1 |
| | 09/05 | 355.00 | Wholesale Lockbox Deposit Los Angeles Box 845500 Deposit 1 |
| | 09/06 | 2,120.15 | Wholesale Lockbox Deposit Los Angeles Box 845500 Deposit 1 |
| | 09/09 | 5,893.82 | Wholesale Lockbox Deposit Los Angeles Box 845500 Deposit 1 |
| | 09/10 | 9,626.76 | Wholesale Lockbox Deposit Los Angeles Box 845500 Deposit 1 |
| | 09/11 | 686.51 | Wholesale Lockbox Deposit Los Angeles Box 845500 Deposit 1 |
| | 09/12 | 13,572.71 | Wholesale Lockbox Deposit Los Angeles Box 845500 Deposit 1 |
| | 09/13 | 2,292.76 | Wholesale Lockbox Deposit Los Angeles Box 845500 Deposit 1 |
| | 09/16 | 24,865.45 | Wholesale Lockbox Deposit Los Angeles Box 845500 Deposit 1 |
| | 09/17 | 5,135.52 | Wholesale Lockbox Deposit Los Angeles Box 845500 Deposit 1 |
| | 09/19 | 3,247.02 | Wholesale Lockbox Deposit Los Angeles Box 845500 Deposit 1 |
| | 09/20 | 2,531.48 | Wholesale Lockbox Deposit Los Angeles Box 845500 Deposit 1 |
| | 09/23 | 4,771.37 | Wholesale Lockbox Deposit Los Angeles Box 845500 Deposit 1 |
| | 09/24 | 11,269.20 | Wholesale Lockbox Deposit Los Angeles Box 845500 Deposit 1 |
| | 09/26 | 1,255.92 | Wholesale Lockbox Deposit Los Angeles Box 845500 Deposit 1 |
| | 09/27 | 4,104.46 | Wholesale Lockbox Deposit Los Angeles Box 845500 Deposit 1 |
| | 09/30 | 12,873.01 | Wholesale Lockbox Deposit Los Angeles Box 845500 Deposit 1 |
| | | \$116,696.73 | Total deposits |
| | | \$116,696.73 | Total credits |



Debits

Electronic debits/bank debits

| <i>Effective date</i> | <i>Posted date</i> | <i>Amount</i> | <i>Transaction detail</i> |
|-----------------------|--------------------|---------------------|---|
| | 09/05 | 21,060.00 | WT Seq117844 Superstition Fire & Med /Bnf=Superstition Fire & Medical Distri Srf# Gb00000027486754 Trn#190905117844 Rfb# 366 |
| | 09/12 | 19,090.00 | WT Seq#82496 Superstition Fire & Med /Bnf=Superstition Fire & Medical Distri Srf# Gb00000027646261 Trn#190912082496 Rfb# 369 |
| | 09/19 | 46,220.00 | WT Seq#80104 Superstition Fire & Med /Bnf=Superstition Fire & Medical Distri Srf# Gb00000027809597 Trn#190919080104 Rfb# 372 |
| | 09/30 | 27,180.00 | WT Seq133737 Superstition Fire & Med /Bnf=Superstition Fire & Medical Distri Srf# Gb00000028055607 Trn#190930133737 Rfb# 375 |
| | | \$113,550.00 | Total electronic debits/bank debits |
| | | \$113,550.00 | Total debits |

Daily ledger balance summary

| <i>Date</i> | <i>Balance</i> | <i>Date</i> | <i>Balance</i> | <i>Date</i> | <i>Balance</i> |
|-------------------------------------|----------------|--------------------|----------------|-------------|----------------|
| 08/31 | 9,727.05 | 09/11 | 19,444.88 | 09/20 | 5,779.82 |
| 09/03 | 19,012.02 | 09/12 | 13,927.59 | 09/23 | 10,551.19 |
| 09/04 | 21,822.64 | 09/13 | 16,220.35 | 09/24 | 21,820.39 |
| 09/05 | 1,117.64 | 09/16 | 41,085.80 | 09/26 | 23,076.31 |
| 09/06 | 3,237.79 | 09/17 | 46,221.32 | 09/27 | 27,180.77 |
| 09/09 | 9,131.61 | 09/19 | 3,248.34 | 09/30 | 12,873.78 |
| 09/10 | 18,758.37 | | | | |
| Average daily ledger balance | | \$16,894.79 | | | |

10/1/19
10:57:34 AM

Superstition Fire & Medical District

Balance Sheet

As of 9/30/2019

FUND: (150) Not Defined

Assets

Current Assets

| | | |
|-----------------------------|--------------|------------------|
| Fund Cash (Transport) | \$607,863.81 | |
| Payroll Account (Transport) | (384,054.08) | |
| Total Current Assets | | \$223,809.73 (K) |

Total Assets

\$223,809.73

Liabilities and Equity

Current Liabilities

| | | |
|---------------------------------------|--------------|----------------|
| Sales Tax Payable | \$5.60 | |
| Voluntary Long Term Disability Ins | (461.19) | |
| Voluntary Supplemental Life Insurance | (229.62) | |
| Due To Other Funds | 2,591,346.88 | |
| Total Current Liabilities | | \$2,590,661.67 |

Total Liabilities

\$2,590,661.67

Equity

| | | |
|-------------------------------|------------------|----------------|
| Fund Balance - Transport Fund | \$(2,427,130.75) | |
| Current Year Profit/Loss | 60,278.81 | |
| Total Equity | | (2,366,851.94) |

Total Liabilities and Equity

\$223,809.73



Manage your account online: www.chase.com/ink

Customer Service: 1-800-946-2028

Chase Mobile app today

October 2019

| S | M | T | W | T | F | S |
|----|----|----|----|----|----|----|
| 29 | 30 | 1 | 2 | 3 | 4 | 5 |
| 6 | 7 | 8 | 9 | 10 | 11 | 12 |
| 13 | 14 | 15 | 16 | 17 | 18 | 19 |
| 20 | 21 | 22 | 23 | 24 | 25 | 26 |
| 27 | 28 | 29 | 30 | 31 | 1 | 2 |
| 3 | 4 | 5 | 6 | 7 | 8 | 9 |

New Balance
\$9,232.77
 Minimum Payment Due
\$92.00
 Payment Due Date
10/04/19

Late Payment Warning: If we do not receive your minimum payment by the due date, you may have to pay up to a \$39 late fee.
Minimum Payment Warning: Enroll in Auto-Pay and avoid missing a payment. To enroll, call the number on the back of your card or go to the web site listed above.

ACCOUNT SUMMARY

| | |
|-------------------------------------|---------------------|
| Account Number: 4246 3152 5232 6481 | |
| Previous Balance | \$7,856.06 |
| Payment Credits | \$6,041.06 |
| Purchases | -\$9,417.77 |
| Cash Advances | \$0.00 |
| Balance Transfers | \$0.00 |
| Fees Charged | \$0.00 |
| Interest Charged | \$0.00 |
| New Balance | \$9,232.77 |
| Opening/Closing Date | 08/11/19 - 09/10/19 |
| Credit Limit | \$50,000 |
| Available Credit | \$40,767 |
| Cash Access Line | \$10,000 |
| Available for Cash | \$10,000 |
| Past Due Amount | \$0.00 |
| Balance over the Credit Limit | \$0.00 |

150 (L)
 \$ 843.09

VENDOR # Chasom
 ACCOUNT # _____
 APPROVAL _____
 DATE PAID 9/18/19
 WARRANT # 3335

0000001 FIS33339 C 1


Y 8 10 19/09/10

Page 1 of 8

06630

MA DA 23031

25310000010002303101



P.O. BOX 15123
 WILMINGTON, DE 19850-5123
 For Undeliverable Mail Only

Get updates on the go
 Log on to chase.com/alerts

42463152523264810000920000923277000000001

| | |
|-------------------------------------|------------|
| Payment Due Date: | 10/04/19 |
| New Balance: | \$9,232.77 |
| Minimum Payment: | \$92.00 |
| Account number: 4246 3152 5232 6481 | |

\$ _____ Amount Enclosed
 Make/Mail to Chase Card Services at the address below:

23031 BEX 9 25319 C
 ROGER WOOD
 SUPERSTITION FIRE
 565 N IDAHO RD
 APACHE JUNCTION AZ 85119-4014

CARDMEMBER SERVICE
 PO BOX 6294
 CAROL STREAM IL 60197-6294

5000 160 28 1595 25 23 2648 15

ACCOUNT ACTIVITY

| Date of Transaction | Merchant Name or Transaction Description | \$ Amount |
|---------------------|---|---------------------------------------|
| 08/17 | Payment ThankYou Image Check | -521.06 |
| 08/17 | Payment ThankYou Image Check | -3,364.92 |
| 08/17 | Payment ThankYou Image Check | -3,970.08 |
| 08/14 | AZ DEPT OF REVENUE TMACCONNEL@AZ AZ | 90.72 400F |
| 08/14 | PNP AZ DOR TAXFEE Info@pointand Mi | 2.13 400F |
| 08/04 | AZ DEPT OF REVENUE TMACCONNEL@AZ AZ | 223.14 100F |
| 09/04 | AZ DEPT OF REVENUE TMACCONNEL@AZ AZ | 294.99 150F 17744 \$9474 |
| 09/04 | PNP AZ DOR TAXFEE Info@pointand Mi | 5.24 150F |
| 09/04 | PNP AZ DOR TAXFEE Info@pointand Mi | 6.93 150F 17744 \$2.23 |
| | ROGER WOOD TRANSACTIONS THIS CYCLE (CARD 6481) \$7232.91- INCLUDING PAYMENTS RECEIVED | |
| 08/14 | THE HOME DEPOT 404 MESA AZ | 426.53 100F |
| 08/14 | THE HOME DEPOT 404 MESA AZ | 21.63 100F |
| 08/28 | THE HOME DEPOT 404 MESA AZ | 77.16 100F |
| 09/04 | COSTCO WHSE #1028 MESA AZ | 50.97 100F |
| | JEFF CRANMER TRANSACTIONS THIS CYCLE (CARD 6549) \$576.29 | |
| 09/07 | GOODWINS GENERAL ST CHILCOOT CA | 21.69 100F |
| 09/07 | SHELL OIL 60541220549 WICKENBURG AZ | 56.12 100F |
| 09/07 | SHELL OIL 64611220136 SPARKS NV | 57.17 100F |
| 09/07 | DEATH VALLEY NUT & CANDY BEATTY NV | 8.07 100F |
| 09/07 | DEATH VALLEY NUT & CANDY BEATTY NV | 63.00 100F |
| | BILL TAVARES TRANSACTIONS THIS CYCLE (CARD 6556) \$208.05 | |
| 08/15 | Engraving, Awards & Gift 603-5244399 NH | 613.50 100F |
| | RICHARD MOONEY TRANSACTIONS THIS CYCLE (CARD 6572) \$613.50 | |
| 08/30 | ARIZONA STATE FIRE TRA AVONDALE AZ | -185.00 100F |
| 09/05 | CHIL'S SIGNAL BUTTE MESA AZ | 48.40 100F |
| | RICHARD OCHS TRANSACTIONS THIS CYCLE (CARD 6580) \$136.60 | |
| 08/10 | STAPLS7300210436000001 877-8267755 NJ | 744.13 150F 17753 \$248 ⁰⁹ |
| 09/10 | STAPLS7300210527000001 877-8267755 NJ | 751.93 150F 17753 \$250 ⁰⁹ |
| 08/14 | US FLAG STORE 8777342458 PA | 307.65 100F |
| 08/14 | ARIZONA STATE FIRE TRA 623-3336500 AZ | 139.50 100F |
| 08/14 | ARIZONA STATE FIRE TRA 623-3336500 AZ | 239.50 100F |
| 08/17 | STAPLS7300273949000001 877-8267755 NJ | 317.61 150F 17753 \$105 ⁰⁹ |
| 09/08 | AMZN Mktp US*2F2LS4MM3 Amzn.com/bill WA | 82.98 100F |
| | KELLY BARTZ TRANSACTIONS THIS CYCLE (CARD 6598) \$2583.30 | |
| 08/12 | AMZN Mktp US*MA88N8YU2 Amzn.com/bill WA | 131.66 150F 17651 \$107 ⁰⁸ |
| 08/13 | FREDPRYOR CAREERTRACK 800-5563012 KS | 128.00 100F |
| 08/17 | AMZN Mktp US*MO5FH6OU1 Amzn.com/bill WA | 28.09 100F |
| 08/26 | OFFICEMAX/DEPOT 6678 APACHE JUNCTI AZ | 41.61 100F |
| 09/05 | DNH*GODADDY.COM 480-5058855 AZ | 127.08 |
| | ANNA BUTEL TRANSACTIONS THIS CYCLE (CARD 6655) \$457.34 | |
| 08/11 | AMZN Mktp US*MA2HV87S1 Amzn.com/bill WA | 374.94 100F |
| 08/13 | FEDEX 487185082 MEMPHIS TN | 144.42 100F |
| 08/16 | AMZN Mktp US*MA7KQ92Z0 Amzn.com/bill WA | 12.58 100F |
| 08/20 | AMZN Mktp US*MO6I59ND1 Amzn.com/bill WA | 113.98 100F |
| 08/22 | TRUCK PRO PHOENIX AZ | 1,497.70 100F |
| 08/26 | NOR*NORTHERN TOOL 800-222-5381 MN | 107.95 150F |
| 08/29 | AMZN Mktp US*MO3Z05BQ2 Amzn.com/bill WA | 219.88 100F |
| 09/04 | AMZN Mktp US*MO4VX1VY0 Amzn.com/bill WA | 491.50 150F 17685 \$9.50 |
| 09/07 | Amazon.com*MO0AN5850 Amzn.com/bill WA | 67.82 100F |
| | VAUGHN CROSHAW TRANSACTIONS THIS CYCLE (CARD 0687) \$3030.77 | |
| 08/12 | NFPA NATL FIRE PROTECT 800-344-3555 MA | 441.50 150F |
| 08/15 | INT'L CODE COUNCIL INC 888-422-7233 IL | 561.23 100F |
| 08/15 | FRONTIER ACE HARDWARE APACHE JUNCTI AZ | 43.80 100F |

Walker Fire
CA

ACCOUNT ACTIVITY (CONTINUED)

| Date of Transaction | Merchant Name or Transaction Description | | \$ Amount |
|---------------------|--|-------|-------------|
| 08/15 | OFFICEMAX/DEPOT 8678 APACHE JUNCTI AZ | 17693 | 54.78 100F |
| 09/05 | WAL-MART #1381 APACHE JUNCTI AZ | 17771 | 146.42 100F |
| | TINA GEROLA TRANSACTIONS THIS CYCLE (CARD 6473) \$1247.73 | | |
| 08/30 | FEDEX 98808362 180-0463333 TN | 17733 | 31.24 100F |
| | MARK GOMEZ TRANSACTIONS THIS CYCLE (CARD 5114) \$31.24 | | |

| 2019 Totals Year-to-Date | |
|--------------------------------|--------|
| Total fees charged in 2019 | \$8.91 |
| Total interest charged in 2019 | \$0.00 |

Year-to-date totals do not reflect any fee or interest refunds you may have received.

INTEREST CHARGES

Your Annual Percentage Rate (APR) is the annual interest rate on your account.

| Balance Type | Annual Percentage Rate (APR) | Balance Subject To Interest Rate | Interest Charges |
|--------------------------|------------------------------|----------------------------------|------------------|
| PURCHASES | | | |
| Purchases | 12.24%(v)(d) | - 0 - | - 0 - |
| CASH ADVANCES | | | |
| Cash Advances | 21.24%(v)(d) | - 0 - | - 0 - |
| BALANCE TRANSFERS | | | |
| Balance Transfer | 12.24%(v)(d) | - 0 - | - 0 - |

31 Days in Billing Period

(v) = Variable Rate

(d) = Daily Balance Method (including new transactions)

(a) = Average Daily Balance Method (including new transactions)

Please see Information About Your Account section for the Calculation of Balance Subject to Interest Rate, Annual Renewal Notice, How to Avoid Interest on Purchases, and other important information, as applicable.



Superstition Fire & Medical District Monthly Pinal County Treasurer's Bank Account Reconciliation

200 Capital Projects Fund

Reconciliation References:

- A Previous month's bank ending balance / current month's bank beginning balance
- B Interest Income
- C Current month's property tax receipts (real and personal)
- D Current month's Accounts Payable disbursements
- E Current month's bank ending balance
- F Accounts Payable checks outstanding at month-end
- G Cash Balance per G/L Balance Sheet



**Superstition Fire & Medical District
Capital Project (Fund 200) Cash Reconciliation
Fiscal Year 2019- 2020
9/30/2019**



| | Deposits (Cash Receipts) | Cash Disbursements | Book Balance |
|---|-----------------------------|-------------------------|-----------------------------------|
| Book Balance as of: 9/1/2019 | | | <u>\$715,734.12</u> (A) |
| <u>Activity During the Month</u> | | | |
| Journal Entries: | | | |
| Interest Income (Expense): | 804.49 | | 804.49 (B) |
| Deposits | | | - |
| Revenue Transfer | | | - |
| Cash Receipts | | | |
| 2017 Real Estate Taxes | | | - |
| 2018 Real Estate Taxes | 1,106.91 | | 1,106.91 |
| 2019 Real Estate Taxes | 54,865.44 | | 54,865.44 |
| 2017 Pers. Prop. Taxes | 93.54 | | 93.54 |
| 2018 Pers. Prop. Taxes | 149.64 | | 149.64 |
| 2019 Pers. Prop. Taxes | 9,537.87 | | 9,537.87 |
| SRP Contributions | | | - |
| Cash Disbursements | | | |
| A) Accounts Payable | | (146,549.23) | (146,549.23) (D) |
| B) Transfer In / Out | | | - |
| C) Refund Interest | | | 0.00 |
| | <u>\$66,557.89</u> | <u>(146,549.23)</u> | <u>\$635,742.78</u> |
| <u>Pinal County Bank Balance</u> | | | |
| Ending Bank Balance as of: 9/30/2019 | | Balance from YTD Column | \$ 635,742.78 (E) |
| Less: Outstanding Warrants | | Check # 579 | |
| | | (7,053.94) | |
| | | | (7,053.94) (F) |
| Prepared by: <u>Janice Duke 10/1/19</u> | | | <u>\$ 628,688.84</u> |
| Reviewed by: <u>Logan Wood 10/1/19</u> | | | Balance per B/S \$ 628,688.84 (G) |
| | | Difference | \$ - |



Pinal County Treasurer

Monthly Statement

Date Range: 9/1/2019 to 9/30/2019

| Account | Period | YTD | |
|-------------------|--|--------------|----------------------------------|
| 6116421101 | Superstition Fire & Medical Dist Capital Projects | | |
| Begin Balance: | (A) 715,734.12 | 713,906.74 | |
| Income: | 66,557.89 | 74,151.27 | |
| LOC Advance: | .00 | .00 | |
| Expense: | (146,549.23) | (152,315.23) | LOC: .00 |
| LOC Payments: | (E) .00 | .00 | Warrants Outstanding: (7,053.94) |
| Cash Balance: | 635,742.78 | 635,742.78 | End: 628,688.84 |

Monthly Statement Summary

| Source Code | Description | MTDAmount | YTDAmount |
|-------------------|--|--------------------------------------|-------------------|
| 6116421101 | Superstition Fire & Medical Dist Capital Projects | Beginning Balance: 715,734.12 | 713,906.74 |
| 11100.2017 | 2017 Real Estate Taxes | .00 | .19 |
| 11100.2018 | 2018 Real Estate Taxes | 1,106.91 | 4,803.11 |
| 11100.2019 | 2019 Real Estate Taxes | 54,865.44 | 55,030.46 |
| 12100.2017 | 2017 Personal Property Taxes | 93.54 | 182.06 |
| 12100.2018 | 2018 Personal Property Taxes | 149.64 | 605.34 |
| 12100.2019 | 2019 Personal Property Taxes | 9,537.87 | 9,537.87 |
| 21100.40 | Wells Fargo Bank Investment Interest | 4.82 | 17.48 |
| 21100.41 | Wells Fargo Repo Investment Interest | 141.53 | 717.95 |
| 21100.43 | Wells Fargo Trust Investment Interest | 15.13 | 43.54 |
| 21100.46 | Wells Fargo Investment Investment Interest | 59.09 | 328.83 |
| 21100.55 | Multi-Bank Securities Investment Interest | 222.95 | 434.22 |
| 21100.70 | Vining Sparks Investment Interest | 346.33 | 1,435.93 |
| 21100.80 | Stifel Nicolaus & Company Investment Interest | 14.64 | 391.47 |
| 73750.0 | Revenue Transfer | .00 | 622.82 |
| 90930.0 | Warrants Redeemed | (146,549.23) | (152,315.23) |
| | Ending Balance: | 635,742.78 | 635,742.78 |

Monthly Statement Detail

| Date | Notes | Doc # | Amount | C/D |
|---|------------------|-------|--------------------------------------|-----|
| 6116421101 Superstition Fire & Medical Dist Capital Projects | | | Beginning Balance: 715,734.12 | |
| 11100.2018 2018 Real Estate Taxes | | | Source Code Total: 1,106.91 | |
| 09/03 | Tax Distribution | 0 | .16 | C |
| 09/03 | Tax Distribution | 0 | 2.03 | C |
| 09/03 | Tax Distribution | 0 | 4.17 | C |
| 09/04 | Tax Distribution | 0 | 2.17 | C |
| 09/05 | Tax Distribution | 0 | 4.73 | C |
| 09/05 | Tax Distribution | 0 | 2.39 | C |
| 09/06 | Tax Distribution | 0 | .39 | C |
| 09/06 | Tax Distribution | 0 | 3.42 | C |
| 09/09 | Tax Distribution | 0 | 14.68 | C |
| 09/09 | Tax Distribution | 0 | 23.04 | C |
| 09/10 | Tax Distribution | 0 | .25 | C |
| 09/11 | Tax Distribution | 0 | .25 | C |
| 09/11 | Tax Distribution | 0 | 17.38 | C |
| 09/11 | Tax Distribution | 0 | 8.17 | C |
| 09/13 | Tax Distribution | 0 | 251.58 | C |
| 09/16 | Tax Distribution | 0 | 37.73 | C |
| 09/17 | Tax Distribution | 0 | 17.23 | C |
| 09/17 | Tax Distribution | 0 | 14.76 | C |
| 09/18 | Tax Distribution | 0 | 42.77 | C |
| 09/18 | Tax Distribution | 0 | .32 | C |



Pinal County Treasurer

Monthly Statement

Date Range: 9/1/2019 to 9/30/2019

| | | | | |
|-----------------------------------|------------------|---|------------------------------|---|
| 09/18 | Tax Distribution | 0 | 12.32 | C |
| 09/18 | Tax Distribution | 0 | 11.31 | C |
| 09/19 | Tax Distribution | 0 | 17.35 | C |
| 09/20 | Tax Distribution | 0 | 100.37 | C |
| 09/23 | Tax Distribution | 0 | 79.54 | C |
| 09/24 | Tax Distribution | 0 | 17.01 | C |
| 09/25 | Tax Distribution | 0 | 95.29 | C |
| 09/25 | Tax Distribution | 0 | 4.24 | C |
| 09/25 | Tax Distribution | 0 | 105.14 | C |
| 09/26 | Tax Distribution | 0 | 49.57 | C |
| 09/26 | Tax Distribution | 0 | 58.62 | C |
| 09/26 | Tax Distribution | 0 | 99.06 | C |
| 09/30 | Tax Distribution | 0 | 5.23 | C |
| 09/30 | Tax Distribution | 0 | 4.24 | C |
| 11100.2019 2019 Real Estate Taxes | | | Source Code Total: 54,865.44 | |
| 09/03 | Tax Distribution | 0 | 21.86 | C |
| 09/03 | Tax Distribution | 0 | 66.43 | C |
| 09/03 | Tax Distribution | 0 | 37.33 | C |
| 09/04 | Tax Distribution | 0 | 6.68 | C |
| 09/04 | Tax Distribution | 0 | 189.88 | C |
| 09/04 | Tax Distribution | 0 | 77.90 | C |
| 09/04 | Tax Distribution | 0 | 154.89 | C |
| 09/05 | Tax Distribution | 0 | 214.61 | C |
| 09/05 | Tax Distribution | 0 | 76.11 | C |
| 09/05 | Tax Distribution | 0 | 116.50 | C |
| 09/06 | Tax Distribution | 0 | 7.95 | C |
| 09/06 | Tax Distribution | 0 | 60.76 | C |
| 09/06 | Tax Distribution | 0 | 39.40 | C |
| 09/06 | Tax Distribution | 0 | 76.61 | C |
| 09/09 | Tax Distribution | 0 | 195.78 | C |
| 09/09 | Tax Distribution | 0 | 68.05 | C |
| 09/09 | Tax Distribution | 0 | 18.46 | C |
| 09/09 | Tax Distribution | 0 | 20.13 | C |
| 09/10 | Tax Distribution | 0 | 77.29 | C |
| 09/10 | Tax Distribution | 0 | 83.17 | C |
| 09/11 | Tax Distribution | 0 | 56.91 | C |
| 09/11 | Tax Distribution | 0 | 32.42 | C |
| 09/11 | Tax Distribution | 0 | 58.78 | C |
| 09/11 | Tax Distribution | 0 | 137.67 | C |
| 09/11 | Tax Distribution | 0 | 56.51 | C |
| 09/12 | Tax Distribution | 0 | 118.61 | C |
| 09/12 | Tax Distribution | 0 | 28.50 | C |
| 09/12 | Tax Distribution | 0 | 116.62 | C |
| 09/13 | Tax Distribution | 0 | 118.91 | C |
| 09/13 | Tax Distribution | 0 | 29.32 | C |
| 09/13 | Tax Distribution | 0 | 26.97 | C |
| 09/16 | Tax Distribution | 0 | 114.80 | C |
| 09/16 | Tax Distribution | 0 | 236.90 | C |
| 09/16 | Tax Distribution | 0 | 47.34 | C |
| 09/16 | Tax Distribution | 0 | 91.63 | C |
| 09/17 | Tax Distribution | 0 | 48.26 | C |
| 09/17 | Tax Distribution | 0 | 265.51 | C |
| 09/17 | Tax Distribution | 0 | 168.57 | C |
| 09/17 | Tax Distribution | 0 | 69.57 | C |
| 09/18 | Tax Distribution | 0 | 73.11 | C |
| 09/18 | Tax Distribution | 0 | 522.03 | C |
| 09/18 | Tax Distribution | 0 | 248.74 | C |



Pinal County Treasurer

Monthly Statement

Date Range: 9/1/2019 to 9/30/2019

| | | | | |
|---|------------------|---|---------------------------|---|
| 09/18 | Tax Distribution | 0 | 149.19 | C |
| 09/18 | Tax Distribution | 0 | 129.26 | C |
| 09/19 | Tax Distribution | 0 | 321.68 | C |
| 09/19 | Tax Distribution | 0 | 32.26 | C |
| 09/19 | Tax Distribution | 0 | 518.65 | C |
| 09/19 | Tax Distribution | 0 | 175.57 | C |
| 09/20 | Tax Distribution | 0 | 103.71 | C |
| 09/20 | Tax Distribution | 0 | 1,102.17 | C |
| 09/20 | Tax Distribution | 0 | 581.69 | C |
| 09/20 | Tax Distribution | 0 | 51.38 | C |
| 09/23 | Tax Distribution | 0 | (25.53) | C |
| 09/23 | Tax Distribution | 0 | 918.50 | C |
| 09/23 | Tax Distribution | 0 | 334.60 | C |
| 09/23 | Tax Distribution | 0 | 1,794.58 | C |
| 09/23 | Tax Distribution | 0 | 83.30 | C |
| 09/24 | Tax Distribution | 0 | 2,525.82 | C |
| 09/24 | Tax Distribution | 0 | 2,987.67 | C |
| 09/24 | Tax Distribution | 0 | 43.72 | C |
| 09/25 | Tax Distribution | 0 | 10.62 | C |
| 09/25 | Tax Distribution | 0 | 6,223.62 | C |
| 09/25 | Tax Distribution | 0 | 1,866.70 | C |
| 09/25 | Tax Distribution | 0 | 2,813.56 | C |
| 09/25 | Tax Distribution | 0 | 1,604.33 | C |
| 09/26 | Tax Distribution | 0 | 38.76 | C |
| 09/26 | Tax Distribution | 0 | 5,622.69 | C |
| 09/26 | Tax Distribution | 0 | 2,195.43 | C |
| 09/26 | Tax Distribution | 0 | 2,284.37 | C |
| 09/27 | Tax Distribution | 0 | 1,034.58 | C |
| 09/27 | Tax Distribution | 0 | 349.67 | C |
| 09/27 | Tax Distribution | 0 | 937.30 | C |
| 09/27 | Tax Distribution | 0 | 2,166.02 | C |
| 09/30 | Tax Distribution | 0 | 5,135.69 | C |
| 09/30 | Tax Distribution | 0 | 3,112.86 | C |
| 09/30 | Tax Distribution | 0 | 1,917.42 | C |
| 09/30 | Tax Distribution | 0 | 1,321.03 | C |
| 09/30 | Tax Distribution | 0 | 125.10 | C |
| 12100.2017 2017 Personal Property Taxes | | | Source Code Total: 93.54 | |
| 09/04 | Tax Distribution | 0 | 8.01 | C |
| 09/06 | Tax Distribution | 0 | .34 | C |
| 09/09 | Tax Distribution | 0 | 2.12 | C |
| 09/09 | Tax Distribution | 0 | 3.44 | C |
| 09/10 | Tax Distribution | 0 | .27 | C |
| 09/12 | Tax Distribution | 0 | 1.87 | C |
| 09/19 | Tax Distribution | 0 | .53 | C |
| 09/23 | Tax Distribution | 0 | 4.13 | C |
| 09/24 | Tax Distribution | 0 | .34 | C |
| 09/24 | Tax Distribution | 0 | 2.53 | C |
| 09/25 | Tax Distribution | 0 | 1.10 | C |
| 09/30 | Tax Distribution | 0 | 68.86 | C |
| 12100.2018 2018 Personal Property Taxes | | | Source Code Total: 149.64 | |
| 09/03 | Tax Distribution | 0 | .26 | C |
| 09/04 | Tax Distribution | 0 | 2.82 | C |
| 09/06 | Tax Distribution | 0 | 1.71 | C |
| 09/06 | Tax Distribution | 0 | 7.80 | C |
| 09/09 | Tax Distribution | 0 | 16.14 | C |
| 09/09 | Tax Distribution | 0 | 5.09 | C |
| 09/10 | Tax Distribution | 0 | 6.50 | C |



Pinal County Treasurer

Monthly Statement

Date Range: 9/1/2019 to 9/30/2019

| | | | | |
|---|------------------|---|-----------------------------|---|
| 09/11 | Tax Distribution | 0 | 1.50 | C |
| 09/11 | Tax Distribution | 0 | 1.12 | C |
| 09/12 | Tax Distribution | 0 | 28.13 | C |
| 09/18 | Tax Distribution | 0 | 7.56 | C |
| 09/18 | Tax Distribution | 0 | 1.75 | C |
| 09/19 | Tax Distribution | 0 | 10.41 | C |
| 09/19 | Tax Distribution | 0 | 8.00 | C |
| 09/23 | Tax Distribution | 0 | .12 | C |
| 09/23 | Tax Distribution | 0 | 1.19 | C |
| 09/24 | Tax Distribution | 0 | 2.02 | C |
| 09/24 | Tax Distribution | 0 | 5.80 | C |
| 09/25 | Tax Distribution | 0 | 8.32 | C |
| 09/25 | Tax Distribution | 0 | 3.12 | C |
| 09/25 | Tax Distribution | 0 | 5.79 | C |
| 09/26 | Tax Distribution | 0 | 1.76 | C |
| 09/27 | Tax Distribution | 0 | .50 | C |
| 09/27 | Tax Distribution | 0 | 3.09 | C |
| 09/30 | Tax Distribution | 0 | 12.08 | C |
| 09/30 | Tax Distribution | 0 | 7.06 | C |
| 12100.2019 2019 Personal Property Taxes | | | Source Code Total: 9,537.87 | |
| 09/03 | Tax Distribution | 0 | 6.94 | C |
| 09/03 | Tax Distribution | 0 | 8.60 | C |
| 09/03 | Tax Distribution | 0 | 3.77 | C |
| 09/04 | Tax Distribution | 0 | 1.36 | C |
| 09/04 | Tax Distribution | 0 | 22.66 | C |
| 09/05 | Tax Distribution | 0 | 16.02 | C |
| 09/05 | Tax Distribution | 0 | 1.01 | C |
| 09/05 | Tax Distribution | 0 | 1.99 | C |
| 09/06 | Tax Distribution | 0 | 18.68 | C |
| 09/06 | Tax Distribution | 0 | 329.90 | C |
| 09/06 | Tax Distribution | 0 | 12.70 | C |
| 09/09 | Tax Distribution | 0 | 37.49 | C |
| 09/09 | Tax Distribution | 0 | 4.33 | C |
| 09/09 | Tax Distribution | 0 | 2.77 | C |
| 09/10 | Tax Distribution | 0 | 13.08 | C |
| 09/10 | Tax Distribution | 0 | 30.02 | C |
| 09/11 | Tax Distribution | 0 | 10.21 | C |
| 09/11 | Tax Distribution | 0 | 9.37 | C |
| 09/12 | Tax Distribution | 0 | 38.25 | C |
| 09/12 | Tax Distribution | 0 | 10.32 | C |
| 09/13 | Tax Distribution | 0 | 1.91 | C |
| 09/13 | Tax Distribution | 0 | 11.39 | C |
| 09/16 | Tax Distribution | 0 | 17.68 | C |
| 09/16 | Tax Distribution | 0 | 16.24 | C |
| 09/17 | Tax Distribution | 0 | 16.13 | C |
| 09/17 | Tax Distribution | 0 | 18.65 | C |
| 09/17 | Tax Distribution | 0 | 6.76 | C |
| 09/18 | Tax Distribution | 0 | 3.65 | C |
| 09/18 | Tax Distribution | 0 | 140.92 | C |
| 09/18 | Tax Distribution | 0 | 2.79 | C |
| 09/18 | Tax Distribution | 0 | 47.07 | C |
| 09/19 | Tax Distribution | 0 | 122.26 | C |
| 09/19 | Tax Distribution | 0 | 58.51 | C |
| 09/19 | Tax Distribution | 0 | 14.18 | C |
| 09/20 | Tax Distribution | 0 | 18.64 | C |
| 09/20 | Tax Distribution | 0 | 303.17 | C |
| 09/20 | Tax Distribution | 0 | 75.91 | C |



Pinal County Treasurer

Monthly Statement

Date Range: 9/1/2019 to 9/30/2019

| | | | | |
|----------|---|---|---------------------------------|---|
| 09/20 | Tax Distribution | 0 | 2.37 | C |
| 09/23 | Tax Distribution | 0 | 157.25 | C |
| 09/23 | Tax Distribution | 0 | 79.30 | C |
| 09/23 | Tax Distribution | 0 | 222.19 | C |
| 09/24 | Tax Distribution | 0 | 279.45 | C |
| 09/24 | Tax Distribution | 0 | 656.42 | C |
| 09/25 | Tax Distribution | 0 | 1,142.14 | C |
| 09/25 | Tax Distribution | 0 | 185.22 | C |
| 09/25 | Tax Distribution | 0 | 647.03 | C |
| 09/25 | Tax Distribution | 0 | 469.97 | C |
| 09/26 | Tax Distribution | 0 | 1,040.12 | C |
| 09/26 | Tax Distribution | 0 | 368.32 | C |
| 09/26 | Tax Distribution | 0 | 329.30 | C |
| 09/27 | Tax Distribution | 0 | 317.43 | C |
| 09/27 | Tax Distribution | 0 | 13.86 | C |
| 09/27 | Tax Distribution | 0 | 145.20 | C |
| 09/27 | Tax Distribution | 0 | 362.90 | C |
| 09/30 | Tax Distribution | 0 | 1,068.77 | C |
| 09/30 | Tax Distribution | 0 | 318.92 | C |
| 09/30 | Tax Distribution | 0 | 149.34 | C |
| 09/30 | Tax Distribution | 0 | 118.82 | C |
| 09/30 | Tax Distribution | 0 | 8.22 | C |
| 21100.40 | Wells Fargo Bank Investment Interest | | Source Code Total: 4.82 | |
| 09/03 | Investment Interest | 0 | 4.82 | C |
| 21100.41 | Wells Fargo Repo Investment Interest | | Source Code Total: 141.53 | |
| 09/03 | Investment Interest | 0 | 141.53 | C |
| 21100.43 | Wells Fargo Trust Investment Interest | | Source Code Total: 15.13 | |
| 09/05 | Investment Interest | 0 | 15.13 | C |
| 21100.46 | Wells Fargo Investment Investment Interest | | Source Code Total: 59.09 | |
| 09/30 | Investment Interest | 0 | 59.09 | C |
| 21100.55 | Multi-Bank Securities Investment Interest | | Source Code Total: 222.95 | |
| 09/12 | Investment Interest | 0 | 100.52 | C |
| 09/16 | Investment Interest | 0 | 15.80 | C |
| 09/27 | Investment Interest | 0 | 76.85 | C |
| 09/30 | Investment Interest | 0 | 29.78 | C |
| 21100.70 | Vining Sparks Investment Interest | | Source Code Total: 346.33 | |
| 09/03 | Investment Interest | 0 | 54.14 | C |
| 09/18 | Investment Interest | 0 | 93.59 | C |
| 09/19 | Investment Interest | 0 | 112.15 | C |
| 09/30 | Investment Interest | 0 | 86.45 | C |
| 21100.80 | Stifel Nicolaus & Company Investment Interest | | Source Code Total: 14.64 | |
| 09/09 | Investment Interest | 0 | 14.64 | C |
| 90930.0 | Warrants Redeemed | | Source Code Total: (146,549.23) | |
| 09/12 | Paid Warrants | 0 | (86,098.48) | D |
| 09/24 | Paid Warrants | 0 | (27,932.29) | D |
| 09/26 | Paid Warrants | 0 | (29,715.46) | D |
| 09/30 | Paid Warrants | 0 | (2,803.00) | D |

6116421101 Superstition Fire & Medical Dist Capital Projects **Ending Balance: 635,742.78**

Warrant Detail

| Payee Name | Warrant | Amount | Issue Dt | Status Dt | Voucher |
|---|------------|----------|----------|-----------|-------------------------------------|
| 6116421101 Superstition Fire & Medical Dist Capital Projects | | | | | Account Total: 153,603.17 |
| Fund: 1107 | | | | | Fund Total: 153,603.17 |
| Status: OUTS | | | | | Status Total: 7,053.94 (F) |
| MOTOROLA SOLUTIONS, INC | 1107000579 | 7,053.94 | 09/25/19 | 09/25/19 | Status Total: 146,549.23 (D) |
| Status: PAID | | | | | |



Pinal County Treasurer

Monthly Statement

Date Range: 9/1/2019 to 9/30/2019

| | | | | |
|----------------------------|------------|------------|----------|----------|
| PNC EQUIPMENT FINANCE, LLC | 1107000575 | 86,098.48 | 09/04/19 | 09/12/19 |
| CITY OF MESA | 1107000576 | 2,803.00 | 09/18/19 | 09/30/19 |
| MOTOROLA SOLUTIONS, INC | 1107000577 | 27,932.29 | 09/18/19 | 09/24/19 |
| STRYKER SALES CORPORATION | 1107000578 | 29,715.46 | 09/18/19 | 09/26/19 |
| | Count | Amount | | |
| Total OUTS: | 1 | 7,053.94 | | |
| Total PAID: | 4 | 146,549.23 | | |

10/1/19
10:57:02 AM

Superstition Fire & Medical District

Balance Sheet

As of 9/30/2019

FUND: (200) Capital Projects Fund

Assets

Current Assets

Fund Cash - Capital Projects

\$628,688.84

Due From other funds

1,300,295.36

Total Current Assets

\$1,928,984.20

Total Assets

\$1,928,984.20

#628,688.84 (9)

Liabilities and Equity

Equity

Fund Balance - Capital Projects

\$2,013,838.92

Current Year Profit/Loss

(84,854.72)

Total Equity

1,928,984.20

Total Liabilities and Equity

\$1,928,984.20

Superstition Fire & Medical District Monthly Pinal County Treasurer's Bank Account Reconciliation

400 Special Revenue Fund

Reconciliation References:

- A Previous month's bank ending balance / current month's bank beginning balance
- B Interest Income
- C Current month's Accounts Payable disbursements
- D Current month's bank ending balance
- E Cash Balance per G/L Balance Sheet
- F Chase MasterCard credit card payment – warrant #1105000278 (paid 9/18/19)



**Superstition Fire & Medical District
Special Revenue (Fund 400) Cash Reconciliation
Fiscal Year 2019 - 2020
9/30/2019**



| | Deposits (Cash Receipts) | Cash Disbursements | Book Balance |
|-----------------------------------|-----------------------------|-----------------------|-----------------|
| Book Balance as of: 9/1/2019 | | | \$48,122.03 (A) |
| <u>Activity During the Month</u> | | | |
| Journal Entries: | | | |
| Interest Income (Expense): | 55.16 | | 55.16 (B) |
| Cash Receipts | | | |
| 46750 FEMA Grant Receipts | | | - |
| 47020 AED Donations | | | - |
| 47100 EMS Cardiac Donations | | | - |
| 47110 EMS Equipment Donations | | | - |
| 47120 Prevention/Pub Ed Donations | | | - |
| 47130 General Donations | | | - |
| Deposits | | | - |
| Revenue Transfer | | | - |
| Cash Disbursements | | | |
| A) Accounts Payable | | (723.70) | (723.70) (C) |
| B) Transfer In / Out | | | - |
| C) Refund Interest | | | - |
| | \$55.16 | (723.70) | \$47,453.49 |

Pinal County Bank Balance

Ending Bank Balance as of: 9/30/2019 Balance from YTD Column \$ 47,453.49 (D)

| | | |
|--|---------|----------------------------------|
| Less: Outstanding Warrants | Check # | |
| | | - |
| | | - |
| | | - |
| | | \$ 47,453.49 |
| Prepared by: <u><i>[Signature]</i></u> 10/1/19 | | Balance per B/S \$ 47,453.49 (E) |
| Reviewed by: <u><i>[Signature]</i></u> 10/1/19 | | Difference \$ - |



Pinal County Treasurer

Monthly Statement

Date Range: 9/1/2019 to 9/30/2019

| Account | Period | YTD | | |
|-------------------|---|------------|-----------------------|-----------|
| 6116422901 | Superstition Fire & Medical Dist Special Revenue | | | |
| Begin Balance: | (A) 48,122.03 | 48,437.86 | | |
| Income: | 55.16 | 4,731.72 | | |
| LOC Advance: | .00 | .00 | | |
| Expense: | (723.70) | (5,716.09) | LOC: | .00 |
| LOC Payments: | .00 | .00 | Warrants Outstanding: | .00 |
| Cash Balance: | (D) 47,453.49 | 47,453.49 | End: | 47,453.49 |

Monthly Statement Summary

| Source Code | Description | MTDAmount | YTDAmount |
|-------------------|---|---------------------------|------------------|
| 6116422901 | Superstition Fire & Medical Dist Special Revenue | Beginning Balance: | 48,122.03 |
| | | | 48,437.86 |
| 21100.40 | Wells Fargo Bank Investment Interest | .32 | 1.18 |
| 21100.41 | Wells Fargo Repo Investment Interest | 9.39 | 48.66 |
| 21100.43 | Wells Fargo Trust Investment Interest | 1.00 | 2.94 |
| 21100.46 | Wells Fargo Investment Investment Interest (B) | 4.07 | 22.65 |
| 21100.55 | Multi-Bank Securities Investment Interest \$5516 | 15.41 | 30.22 |
| 21100.70 | Vining Sparks Investment Interest | 23.95 | 99.32 |
| 21100.80 | Stifel Nicolaus & Company Investment Interest | 1.02 | 26.75 |
| 73160.0 | Deposits | .00 | 4,500.00 |
| 90930.0 | Warrants Redeemed (C) | (723.70) | (5,716.09) |
| | Ending Balance: | 47,453.49 | 47,453.49 |

Monthly Statement Detail

| Date | Notes | Doc # | Amount | C/D |
|--|---|-------|-------------------------------------|-----|
| 6116422901 Superstition Fire & Medical Dist Special Revenue | | | Beginning Balance: 48,122.03 | |
| 21100.40 | Wells Fargo Bank Investment Interest | | Source Code Total: .32 | |
| 09/03 | Investment Interest | 0 | .32 | C |
| 21100.41 | Wells Fargo Repo Investment Interest | | Source Code Total: 9.39 | |
| 09/03 | Investment Interest | 0 | 9.39 | C |
| 21100.43 | Wells Fargo Trust Investment Interest | | Source Code Total: 1.00 | |
| 09/05 | Investment Interest | 0 | 1.00 | C |
| 21100.46 | Wells Fargo Investment Investment Interest | | Source Code Total: 4.07 | |
| 09/30 | Investment Interest | 0 | 4.07 | C |
| 21100.55 | Multi-Bank Securities Investment Interest | | Source Code Total: 15.41 | |
| 09/12 | Investment Interest | 0 | 6.98 | C |
| 09/16 | Investment Interest | 0 | 1.06 | C |
| 09/27 | Investment Interest | 0 | 5.31 | C |
| 09/30 | Investment Interest | 0 | 2.06 | C |
| 21100.70 | Vining Sparks Investment Interest | | Source Code Total: 23.95 | |
| 09/03 | Investment Interest | 0 | 3.80 | C |
| 09/18 | Investment Interest | 0 | 6.41 | C |
| 09/19 | Investment Interest | 0 | 7.77 | C |
| 09/30 | Investment Interest | 0 | 5.97 | C |
| 21100.80 | Stifel Nicolaus & Company Investment Interest | | Source Code Total: 1.02 | |
| 09/09 | Investment Interest | 0 | 1.02 | C |
| 90930.0 | Warrants Redeemed | | Source Code Total: (723.70) | |
| 09/04 | Paid Warrants | 0 | (439.88) | D |
| 09/24 | Paid Warrants | 0 | (283.82) | D |
| 6116422901 Superstition Fire & Medical Dist Special Revenue | | | Ending Balance: 47,453.49 | |

Warrant Detail

| Payee Name | Warrant | Amount | Issue Dt | Status Dt | Voucher |
|---|---------|--------|----------|-----------|-----------------------|
| 6116422901 Superstition Fire & Medical Dist Special Revenue | | | | | Account Total: 723.70 |



Pinal County Treasurer

Monthly Statement

Date Range: 9/1/2019 to 9/30/2019

| | | | | | |
|--------------|------------|-----|--------|----------|----------------------|
| Fund: 1105 | | | | | Fund Total: 723.70 |
| Status: PAID | | | | | Status Total: 723.70 |
| DAVID ENDRES | 1105000277 | | 439.88 | 08/28/19 | 09/04/19 |
| CHASE | 1105000278 | (F) | 283.82 | 09/18/19 | 09/24/19 |
| | Count: | | Amount | | |
| Total PAID: | 2 | | 723.70 | | |

Superstition Fire & Medical District

Balance Sheet

As of 9/30/2019

FUND: (400) Special Revenue Fund

Assets

Current Assets

Fund Cash - Special Revenue Fund

\$47,453.49

Total Current Assets

\$47,453.49

(E)

Total Assets

\$47,453.49

Liabilities and Equity

Equity

Fund Balance - Special Revenue Fund

\$48,437.86

Current Year Profit/Loss

(984.37)

Total Equity

47,453.49

Total Liabilities and Equity

\$47,453.49



Manage your account online: www.chase.com/ink

Customer Service: 1-800-945-2028

Mobile: Download the Chase Mobile® app today

| October 2019 | | | | | | |
|--------------|----|----|----|----|----|----|
| S | M | T | W | T | F | S |
| 29 | 30 | 1 | 2 | 3 | 4 | 5 |
| 6 | 7 | 8 | 9 | 10 | 11 | 12 |
| 13 | 14 | 15 | 16 | 17 | 18 | 19 |
| 20 | 21 | 22 | 23 | 24 | 25 | 26 |
| 27 | 28 | 29 | 30 | 31 | 1 | 2 |
| 3 | 4 | 5 | 6 | 7 | 8 | 9 |

New Balance
\$9,232.77
 Minimum Payment Due
\$92.00
 Payment Due Date
10/04/19

Late Payment Warning: If we do not receive your minimum payment by the due date, you may have to pay up to a \$39 late fee.
Minimum Payment Warning: Enroll in Auto-Pay and avoid missing a payment. To enroll, call the number on the back of your card or go to the web site listed above.

ACCOUNT SUMMARY

| | |
|-------------------------------------|---------------------|
| Account Number: 4246 3152 5232 6481 | |
| Previous Balance | \$7,856.06 |
| Payment/Credits | -\$9,041.06 |
| Purchases | +\$9,417.77 |
| Cash Advances | \$0.00 |
| Balance Transfers | \$0.00 |
| Fees Charged | \$0.00 |
| Interest Charged | \$0.00 |
| New Balance | \$9,232.77 |
| Opening/Closing Date | 08/11/19 - 09/10/19 |
| Credit Limit | \$50,000 |
| Available Credit | \$40,767 |
| Cash Access Line | \$10,000 |
| Available for Cash | \$10,000 |
| Past Due Amount | \$0.00 |
| Balance over the Credit Limit | \$0.00 |

(F)

400

\$ 283⁸²

VENDOR # Chabon
 ACCOUNT # _____
 APPROVAL _____
 DATE PAID 9/11/19
 WARRANT # _____
 278

000001 FIS3338 C 1

Y 9 10 10/09/10

Page 1 of 3

08630 MA DA 23031 2531000010002303101



P.O. BOX 15123
 WILMINGTON, DE 19850-5123
 For Undeliverable Mail Only

Get updates on the go
 Log on to chase.com/alerts

4246315252326481000092000092327000000001

| | |
|-------------------|------------|
| Payment Due Date: | 10/04/19 |
| New Balance: | \$9,232.77 |
| Minimum Payment: | \$92.00 |

Account number: 4246 3152 5232 6481

\$ _____ Amount Enclosed
 Make/Mail to Chase Card Services at the address below:

23031 BEX 9 25319 C
 ROGER WOOD
 SUPERSTITION FIRE
 565 N IDAHO RD
 APACHE JUNCTION AZ 85119-4014

CARDMEMBER SERVICE
 PO BOX 6294
 CAROL STREAM IL 60197-6294

500016028 15952523264815



ACCOUNT ACTIVITY

| Date of Transaction | Merchant Name or Transaction Description | \$ Amount |
|---------------------|---|--|
| 08/17 | Payment ThankYou Image Check | -521.06 |
| 08/17 | Payment ThankYou Image Check | -3,364.82 |
| 08/17 | Payment ThankYou Image Check | -3,970.08 |
| 08/14 | AZ DEPT OF REVENUE TMACCONNEL@AZ AZ | 90.72 400F |
| 08/14 | PNP AZ DOR TAXFEE info@pointland MI | 2.13 400F |
| 08/04 | AZ DEPT OF REVENUE TMACCONNEL@AZ AZ | 223.14 100F |
| 08/04 | AZ DEPT OF REVENUE TMACCONNEL@AZ AZ | 294.99 150F 17744 \$947 |
| 09/04 | PNP AZ DOR TAXFEE info@pointland MI | 5.24 100F |
| 09/04 | PNP AZ DOR TAXFEE info@pointland MI | 6.93 150F 17745 \$2.23 400F 17746 \$4.38 |
| | ROGER WOOD TRANSACTIONS THIS CYCLE (CARD 6481) \$7232.91- INCLUDING PAYMENTS RECEIVED | |
| 08/14 | THE HOME DEPOT 404 MESA AZ | 426.53 100F |
| 08/14 | THE HOME DEPOT 404 MESA AZ | 21.83 100F |
| 08/28 | THE HOME DEPOT 404 MESA AZ | 77.16 100F |
| 09/04 | COSTCO WHSE #1028 MESA AZ | 50.97 100F |
| | JEFF CRANMER TRANSACTIONS THIS CYCLE (CARD 6549) \$576.29 | |
| 09/07 | GOODWINS GENERAL ST CHILCOOT CA | 21.69 100F |
| 09/07 | SHELL OIL 60541220549 WICKENBURG AZ | 56.12 100F |
| 09/07 | SHELL OIL 64611220136 SPARKS NV | 57.17 100F |
| 09/07 | DEATH VALLEY NUT & CANDY BEATTY NV | 8.07 100F |
| 09/07 | DEATH VALLEY NUT & CANDY BEATTY NV | 63.00 100F |
| | BILL TAVARES TRANSACTIONS THIS CYCLE (CARD 6556) \$206.05 | |
| 08/15 | Engraving, Awards & Gift 603-6244399 NH | 613.50 100F |
| | RICHARD MOONEY TRANSACTIONS THIS CYCLE (CARD 6572) \$613.50 | |
| 08/30 | ARIZONA STATE FIRE TRA AVONDALE AZ | -185.00 100F |
| 09/05 | CHILI'S SIGNAL BUTTE MESA AZ | 48.40 100F |
| | RICHARD OCHS TRANSACTIONS THIS CYCLE (CARD 6580) \$136.60- | |
| 08/10 | STAPLS7300210436000001 877-8267755 NJ | 744.13 150F 17753 \$248 04 |
| 08/10 | STAPLS7300210527000001 877-8267755 NJ | 751.93 150F 17753 \$250 04 |
| 08/14 | US FLAG STORE 8777342458 PA | 307.65 100F |
| 08/14 | ARIZONA STATE FIRE TRA 623-3336500 AZ | 139.50 100F |
| 08/14 | ARIZONA STATE FIRE TRA 623-3336500 AZ | 239.50 100F |
| 08/17 | STAPLS7300273949000001 877-8267755 NJ | 317.61 150F 17753 \$105 81 |
| 09/08 | AMZN Mktg US*2F2LS4MM3 Amzn.com/bill WA | 82.98 100F |
| | KELLY BARTZ TRANSACTIONS THIS CYCLE (CARD 6598) \$2583.30 | |
| 08/12 | AMZN Mktg US*MA88N8YU2 Amzn.com/bill WA | 131.66 150F 17651 \$107 28 |
| 08/13 | FREDPRYOR CAREERTRACK 800-5563012 KS | 128.00 100F |
| 08/17 | AMZN Mktg US*MO5FH6OU1 Amzn.com/bill WA | 28.09 100F |
| 08/26 | OFFICEMAX/DEPOT 6678 APACHE JUNCTI AZ | 41.61 100F |
| 09/05 | DNH*GODADDY.COM 480-5058855 AZ | 127.98 |
| | ANNA BUTEL TRANSACTIONS THIS CYCLE (CARD 6655) \$457.34 | |
| 08/11 | AMZN Mktg US*MA2HV67S1 Amzn.com/bill WA | 374.94 100F |
| 08/13 | FEDEX 487185082 MEMPHIS TN | 144.42 100F |
| 08/16 | AMZN Mktg US*MA7KQ92Z0 Amzn.com/bill WA | 12.58 100F |
| 08/20 | AMZN Mktg US*MO6I59ND1 Amzn.com/bill WA | 113.98 100F |
| 08/22 | TRUCK PRO PHOENIX AZ | 1,497.70 100F |
| 08/26 | NOR*NORTHERN TOOL 800-222-5381 MN | 107.95 150F |
| 08/28 | AMZN Mktg US*MO3Z05BQ2 Amzn.com/bill WA | 218.88 100F |
| 09/04 | AMZN Mktg US*MO4VX1VY0 Amzn.com/bill WA | 491.50 150F 17685 \$9.50 |
| 09/07 | Amazon.com*MO0AN5850 Amzn.com/bill WA | 67.82 100F |
| | VAUGHN CROSHAW TRANSACTIONS THIS CYCLE (CARD 0687) \$3030.77 | |
| 08/12 | NEPA NATL FIRE PROTECT 800-344-3555 MA | 441.50 100F |
| 08/15 | INT'L CODE COUNCIL INC 888-422-7233 IL | 561.23 100F |
| 08/15 | FRONTIER ACE HARDWARE APACHE JUNCTI AZ | 43.80 100F |

Walker Fire CA

ACCOUNT ACTIVITY (CONTINUED)

| Date of Transaction | Merchant Name or Transaction Description | | \$ Amount |
|---------------------|--|-------|-------------|
| 08/15 | OFFICEMAX/DEPOT 6678 APACHE JUNCTI AZ | 17693 | 54.78 100F |
| 09/05 | WAL-MART #1381 APACHE JUNCTI AZ | 17771 | 146.42 100F |
| | TINA GEROLA TRANSACTIONS THIS CYCLE (CARD 6473) \$1247.73 | | |
| 08/30 | FEDEX 98806362 180-0463333 TN | 17733 | 31.24 100F |
| | MARK GOMEZ TRANSACTIONS THIS CYCLE (CARD 5114) \$31.24 | | |

| 2019 Totals Year-to-Date | |
|--------------------------------|--------|
| Total fees charged in 2019 | \$8.91 |
| Total interest charged in 2019 | \$0.00 |

Year-to-date totals do not reflect any fee or interest refunds you may have received.

INTEREST CHARGES

Your Annual Percentage Rate (APR) is the annual interest rate on your account.

| Balance Type | Annual Percentage Rate (APR) | Balance Subject To Interest Rate | Interest Charges |
|--------------------------|------------------------------|----------------------------------|------------------|
| PURCHASES | | | |
| Purchases | 12.24%(v)(d) | - 0 - | - 0 - |
| CASH ADVANCES | | | |
| Cash Advances | 21.24%(v)(d) | - 0 - | - 0 - |
| BALANCE TRANSFERS | | | |
| Balance Transfer | 12.24%(v)(d) | - 0 - | - 0 - |

31 Days in Billing Period

- (v) = Variable Rate
- (d) = Daily Balance Method (including new transactions)
- (a) = Average Daily Balance Method (including new transactions)

Please see Information About Your Account section for the Calculation of Balance Subject to Interest Rate, Annual Renewal Notice, How to Avoid Interest on Purchases, and other important information, as applicable.



**Superstition Fire & Medical District
Monthly Pinal County Treasurer's Bank Account Reconciliation**

500 Debt Principal Fund

Reconciliation References:

- A Previous month's bank ending balance / current month's bank beginning balance
 - B Interest Income
 - C Current month's property tax receipts (real and personal)
 - D Current month's bank ending balance
 - E Cash Balance per G/L Balance Sheet
- *consolidated account ending 1407 (original bond account) into 1409 (refinanced bond account)



Superstition Fire & Medical District
Debt Retirement Principal (Fund 500) Cash Reconciliation
Fiscal Year 2019 - 2020
9/30/2019



| | Deposits (Cash Receipts) | Cash Disbursements | Book Balance |
|---|-----------------------------|-------------------------|--|
| Book Balance as of: 9/1/2019 | | | \$244,873.80 (A) |
| <u>Activity During the Month</u> | | | |
| Journal Entries: | | | |
| Interest Income (Expense): | 528.49 | | 528.49 (B) |
| Cash Receipts | | | |
| 2007 Real Estate Taxes | | | - |
| 2008 Real Estate Taxes | | | - |
| 2009 Real Estate Taxes | | | - |
| 2010 Real Estate Taxes | | | - |
| 2011 Real Estate Taxes | | | - |
| 2012 Real Estate Taxes | | | - |
| 2013 Real Estate Taxes | | | - |
| 2014 Real Estate Taxes | | | - |
| 2015 Real Estate Taxes | | | - |
| 2016 Real Estate Taxes | | | - |
| 2017 Real Estate Taxes | | | - |
| 2018 Real Estate Taxes | 699.44 | | 699.44 |
| 2019 Real Estate Taxes | 28,518.40 | | 28,518.40 (C) |
| 2007 Pers. Prop. Taxes | | | - |
| 2009 Pers. Prop. Taxes | | | - |
| 2010 Pers. Prop. Taxes | | | - |
| 2011 Pers. Prop. Taxes | | | - |
| 2012 Pers. Prop. Taxes | 0.05 | | 0.05 |
| 2013 Pers. Prop. Taxes | 2.52 | | 2.52 |
| 2014 Pers. Prop. Taxes | 6.83 | | 6.83 |
| 2015 Pers. Prop. Taxes | 8.51 | | 8.51 |
| 2016 Pers. Prop. Taxes | 12.72 | | 12.72 |
| 2017 Pers. Prop. Taxes | 51.12 | | 51.12 |
| 2018 Pers. Prop. Taxes | 94.53 | | 94.53 |
| 2019 Pers. Prop. Taxes | 4,957.34 | | 4,957.34 |
| SRP Contributions | | | - |
| Deposits | | | - |
| Revenue Transfer | | | - |
| Cash Disbursements | | | |
| A) Accounts Payable | | | - |
| B) Transfer in / Out | | | - |
| C) Refund Interest | | | 0.00 |
| | \$34,879.95 | 0.00 | \$279,753.75 |
| <u>Pinal County Bank Balance</u> | | | |
| Ending Bank Balance as of: 9/30/2019 | | Balance from YTD Column | \$ 279,753.75 (D) |
| Less: Outstanding Warrants | | Check # | - |
| Plus: Deposits in Transit | | | - |
| | | | \$ 279,753.75 |
| Prepared by: <i>[Signature]</i> 10/1/19 | | | Balance per B/S \$ 279,753.75 (E) |
| Reviewed by: <i>[Signature]</i> 10/1/19 | | | Difference \$ |



Pinal County Treasurer

Monthly Statement

Date Range: 9/1/2019 to 9/30/2019

| Account | Period | YTD | |
|-------------------|---|------------|---------------------------|
| 6116421409 | Super Fire & Med Debt Refunding Prin Series 2018 | | |
| Begin Balance: | (A) 244,873.80 | 239,897.27 | |
| Income: | 34,879.95 | 39,856.48 | |
| LOC Advance: | .00 | .00 | |
| Expense: | .00 | .00 | LOC: .00 |
| LOC Payments: | .00 | .00 | Warrants Outstanding: .00 |
| Cash Balance: | (D) 279,753.75 | 279,753.75 | End: 279,753.75 |

Monthly Statement Summary

| Source Code | Description | MTDAmount | YTDAmount |
|------------------------|---|--------------------------------------|-------------------|
| 6116421409 | Super Fire & Med Debt Refunding Prin Series 2018 | Beginning Balance: 244,873.80 | 239,897.27 |
| 11100.2018 | 2018 Real Estate Taxes | 699.44 | 3,034.96 |
| 11100.2019 | 2019 Real Estate Taxes | 28,518.40 | 28,604.19 |
| 12100.2018 | 2018 Personal Property Taxes | 94.53 | 382.48 |
| 12100.2019 | 2019 Personal Property Taxes | 4,957.34 | 4,957.34 |
| 18200.2010 | 2010 Taxes Transferred | .00 | 1.09 |
| 18200.2011 | 2011 Taxes Transferred | .00 | 1.46 |
| 18200.2012 | 2012 Taxes Transferred | .05 | 1.86 |
| 18200.2013 | 2013 Taxes Transferred | 2.52 | 4.59 |
| 18200.2014 | 2014 Taxes Transferred | 6.83 | 13.73 |
| 18200.2015 | 2015 Taxes Transferred | 8.51 | 13.76 |
| 18200.2016 | 2016 Taxes Transferred | 12.72 | 36.63 |
| 18200.2017 | 2017 Taxes Transferred | 51.12 | 99.59 |
| 21100.40 | Wells Fargo Bank Investment Interest | 1.64 | 11.28 |
| 21100.41 | Wells Fargo Repo Investment Interest | 48.21 | 458.43 |
| 21100.43 | Wells Fargo Trust Investment Interest | 5.16 | 24.48 |
| 21100.46 | Wells Fargo Investment Investment Interest | 41.81 | 283.36 |
| 21100.55 | Multi-Bank Securities Investment Interest | 160.42 | 350.37 |
| 21100.70 | Vining Sparks Investment Interest | 259.49 | 1,236.90 |
| 21100.80 | Stifel Nicolaus & Company Investment Interest | 11.76 | 339.98 |
| Ending Balance: | | 279,753.75 | 279,753.75 |

Handwritten notes: (C) \$34,351.46 (B) \$528.49

Monthly Statement Detail

| Date | Notes | Doc # | Amount | C/D |
|--|------------------------|-------|--------------------------------------|-----|
| 6116421409 Super Fire & Med Debt Refunding Prin Series 2018 | | | Beginning Balance: 244,873.80 | |
| 11100.2018 | 2018 Real Estate Taxes | | Source Code Total: 699.44 | |
| 09/03 | Tax Distribution | 0 | .10 | C |
| 09/03 | Tax Distribution | 0 | 1.28 | C |
| 09/03 | Tax Distribution | 0 | 2.63 | C |
| 09/04 | Tax Distribution | 0 | 1.37 | C |
| 09/05 | Tax Distribution | 0 | 2.99 | C |
| 09/05 | Tax Distribution | 0 | 1.51 | C |
| 09/06 | Tax Distribution | 0 | .25 | C |
| 09/06 | Tax Distribution | 0 | 2.16 | C |
| 09/09 | Tax Distribution | 0 | 9.28 | C |
| 09/09 | Tax Distribution | 0 | 14.56 | C |
| 09/10 | Tax Distribution | 0 | .16 | C |
| 09/11 | Tax Distribution | 0 | .16 | C |
| 09/11 | Tax Distribution | 0 | 10.98 | C |
| 09/11 | Tax Distribution | 0 | 5.17 | C |
| 09/13 | Tax Distribution | 0 | 158.96 | C |
| 09/16 | Tax Distribution | 0 | 23.84 | C |



Pinal County Treasurer

Monthly Statement

Date Range: 9/1/2019 to 9/30/2019

| | | | | |
|-----------------------------------|------------------|---|------------------------------|---|
| 09/17 | Tax Distribution | 0 | 10.89 | C |
| 09/17 | Tax Distribution | 0 | 9.33 | C |
| 09/18 | Tax Distribution | 0 | 27.03 | C |
| 09/18 | Tax Distribution | 0 | .20 | C |
| 09/18 | Tax Distribution | 0 | 7.78 | C |
| 09/18 | Tax Distribution | 0 | 7.15 | C |
| 09/19 | Tax Distribution | 0 | 10.97 | C |
| 09/20 | Tax Distribution | 0 | 63.43 | C |
| 09/23 | Tax Distribution | 0 | 50.26 | C |
| 09/24 | Tax Distribution | 0 | 10.75 | C |
| 09/25 | Tax Distribution | 0 | 60.21 | C |
| 09/25 | Tax Distribution | 0 | 2.68 | C |
| 09/25 | Tax Distribution | 0 | 66.43 | C |
| 09/26 | Tax Distribution | 0 | 31.33 | C |
| 09/26 | Tax Distribution | 0 | 37.04 | C |
| 09/26 | Tax Distribution | 0 | 62.58 | C |
| 09/30 | Tax Distribution | 0 | 3.30 | C |
| 09/30 | Tax Distribution | 0 | 2.68 | C |
| 11100.2019 2019 Real Estate Taxes | | | Source Code Total: 28,518.40 | |
| 09/03 | Tax Distribution | 0 | 11.36 | C |
| 09/03 | Tax Distribution | 0 | 34.52 | C |
| 09/03 | Tax Distribution | 0 | 19.40 | C |
| 09/04 | Tax Distribution | 0 | 3.47 | C |
| 09/04 | Tax Distribution | 0 | 98.70 | C |
| 09/04 | Tax Distribution | 0 | 40.49 | C |
| 09/04 | Tax Distribution | 0 | 80.51 | C |
| 09/05 | Tax Distribution | 0 | 111.55 | C |
| 09/05 | Tax Distribution | 0 | 39.56 | C |
| 09/05 | Tax Distribution | 0 | 60.56 | C |
| 09/06 | Tax Distribution | 0 | 4.13 | C |
| 09/06 | Tax Distribution | 0 | 31.56 | C |
| 09/06 | Tax Distribution | 0 | 20.48 | C |
| 09/06 | Tax Distribution | 0 | 39.82 | C |
| 09/09 | Tax Distribution | 0 | 101.78 | C |
| 09/09 | Tax Distribution | 0 | 35.38 | C |
| 09/09 | Tax Distribution | 0 | 9.59 | C |
| 09/09 | Tax Distribution | 0 | 10.46 | C |
| 09/10 | Tax Distribution | 0 | 40.18 | C |
| 09/10 | Tax Distribution | 0 | 43.24 | C |
| 09/11 | Tax Distribution | 0 | 29.58 | C |
| 09/11 | Tax Distribution | 0 | 16.85 | C |
| 09/11 | Tax Distribution | 0 | 30.55 | C |
| 09/11 | Tax Distribution | 0 | 71.55 | C |
| 09/11 | Tax Distribution | 0 | 29.36 | C |
| 09/12 | Tax Distribution | 0 | 61.65 | C |
| 09/12 | Tax Distribution | 0 | 14.83 | C |
| 09/12 | Tax Distribution | 0 | 60.62 | C |
| 09/13 | Tax Distribution | 0 | 61.81 | C |
| 09/13 | Tax Distribution | 0 | 15.24 | C |
| 09/13 | Tax Distribution | 0 | 14.02 | C |
| 09/16 | Tax Distribution | 0 | 59.67 | C |
| 09/16 | Tax Distribution | 0 | 123.14 | C |
| 09/16 | Tax Distribution | 0 | 24.61 | C |
| 09/16 | Tax Distribution | 0 | 47.63 | C |
| 09/17 | Tax Distribution | 0 | 25.08 | C |
| 09/17 | Tax Distribution | 0 | 138.01 | C |
| 09/17 | Tax Distribution | 0 | 87.62 | C |



Pinal County Treasurer

Monthly Statement

Date Range: 9/1/2019 to 9/30/2019

| | | | | |
|---|------------------|---|--------------------|-------|
| 09/17 | Tax Distribution | 0 | 36.16 | C |
| 09/18 | Tax Distribution | 0 | 38.00 | C |
| 09/18 | Tax Distribution | 0 | 271.36 | C |
| 09/18 | Tax Distribution | 0 | 129.30 | C |
| 09/18 | Tax Distribution | 0 | 77.55 | C |
| 09/18 | Tax Distribution | 0 | 67.18 | C |
| 09/19 | Tax Distribution | 0 | 167.20 | C |
| 09/19 | Tax Distribution | 0 | 16.76 | C |
| 09/19 | Tax Distribution | 0 | 269.58 | C |
| 09/19 | Tax Distribution | 0 | 91.26 | C |
| 09/20 | Tax Distribution | 0 | 53.90 | C |
| 09/20 | Tax Distribution | 0 | 572.90 | C |
| 09/20 | Tax Distribution | 0 | 302.34 | C |
| 09/20 | Tax Distribution | 0 | 26.71 | C |
| 09/23 | Tax Distribution | 0 | (13.27) | C |
| 09/23 | Tax Distribution | 0 | 477.41 | C |
| 09/23 | Tax Distribution | 0 | 173.91 | C |
| 09/23 | Tax Distribution | 0 | 932.81 | C |
| 09/23 | Tax Distribution | 0 | 43.30 | C |
| 09/24 | Tax Distribution | 0 | 1,312.96 | C |
| 09/24 | Tax Distribution | 0 | 1,552.94 | C |
| 09/24 | Tax Distribution | 0 | 22.73 | C |
| 09/25 | Tax Distribution | 0 | 5.52 | C |
| 09/25 | Tax Distribution | 0 | 3,235.01 | C |
| 09/25 | Tax Distribution | 0 | 970.30 | C |
| 09/25 | Tax Distribution | 0 | 1,462.43 | C |
| 09/25 | Tax Distribution | 0 | 833.87 | C |
| 09/26 | Tax Distribution | 0 | 20.15 | C |
| 09/26 | Tax Distribution | 0 | 2,922.60 | C |
| 09/26 | Tax Distribution | 0 | 1,141.20 | C |
| 09/26 | Tax Distribution | 0 | 1,187.37 | C |
| 09/27 | Tax Distribution | 0 | 537.76 | C |
| 09/27 | Tax Distribution | 0 | 181.77 | C |
| 09/27 | Tax Distribution | 0 | 487.22 | C |
| 09/27 | Tax Distribution | 0 | 1,125.90 | C |
| 09/30 | Tax Distribution | 0 | 2,669.43 | C |
| 09/30 | Tax Distribution | 0 | 1,618.02 | C |
| 09/30 | Tax Distribution | 0 | 996.67 | C |
| 09/30 | Tax Distribution | 0 | 686.60 | C |
| 09/30 | Tax Distribution | 0 | 65.03 | C |
| 12100.2018 2018 Personal Property Taxes | | | Source Code Total: | 94.53 |
| 09/03 | Tax Distribution | 0 | .17 | C |
| 09/04 | Tax Distribution | 0 | 1.78 | C |
| 09/06 | Tax Distribution | 0 | 1.08 | C |
| 09/06 | Tax Distribution | 0 | 4.93 | C |
| 09/09 | Tax Distribution | 0 | 10.20 | C |
| 09/09 | Tax Distribution | 0 | 3.21 | C |
| 09/10 | Tax Distribution | 0 | 4.11 | C |
| 09/11 | Tax Distribution | 0 | .95 | C |
| 09/11 | Tax Distribution | 0 | .71 | C |
| 09/12 | Tax Distribution | 0 | 17.76 | C |
| 09/18 | Tax Distribution | 0 | 4.77 | C |
| 09/18 | Tax Distribution | 0 | 1.11 | C |
| 09/19 | Tax Distribution | 0 | 6.58 | C |
| 09/19 | Tax Distribution | 0 | 5.05 | C |
| 09/23 | Tax Distribution | 0 | .08 | C |
| 09/23 | Tax Distribution | 0 | .75 | C |



Pinal County Treasurer

Monthly Statement

Date Range: 9/1/2019 to 9/30/2019

| | | | | |
|---|------------------|---|-----------------------------|---|
| 09/24 | Tax Distribution | 0 | 1.27 | C |
| 09/24 | Tax Distribution | 0 | 3.66 | C |
| 09/25 | Tax Distribution | 0 | 5.26 | C |
| 09/25 | Tax Distribution | 0 | 1.97 | C |
| 09/25 | Tax Distribution | 0 | 3.66 | C |
| 09/26 | Tax Distribution | 0 | 1.11 | C |
| 09/27 | Tax Distribution | 0 | .31 | C |
| 09/27 | Tax Distribution | 0 | 1.96 | C |
| 09/30 | Tax Distribution | 0 | 7.63 | C |
| 09/30 | Tax Distribution | 0 | 4.46 | C |
| 12100.2019 2019 Personal Property Taxes | | | Source Code Total: 4,957.34 | |
| 09/03 | Tax Distribution | 0 | 3.61 | C |
| 09/03 | Tax Distribution | 0 | 4.47 | C |
| 09/03 | Tax Distribution | 0 | 1.96 | C |
| 09/04 | Tax Distribution | 0 | .71 | C |
| 09/04 | Tax Distribution | 0 | 11.77 | C |
| 09/05 | Tax Distribution | 0 | 8.33 | C |
| 09/05 | Tax Distribution | 0 | .53 | C |
| 09/05 | Tax Distribution | 0 | 1.04 | C |
| 09/06 | Tax Distribution | 0 | 9.71 | C |
| 09/06 | Tax Distribution | 0 | 171.46 | C |
| 09/06 | Tax Distribution | 0 | 6.60 | C |
| 09/09 | Tax Distribution | 0 | 19.47 | C |
| 09/09 | Tax Distribution | 0 | 2.25 | C |
| 09/09 | Tax Distribution | 0 | 1.44 | C |
| 09/10 | Tax Distribution | 0 | 6.80 | C |
| 09/10 | Tax Distribution | 0 | 15.60 | C |
| 09/11 | Tax Distribution | 0 | 5.31 | C |
| 09/11 | Tax Distribution | 0 | 4.87 | C |
| 09/12 | Tax Distribution | 0 | 19.86 | C |
| 09/12 | Tax Distribution | 0 | 5.36 | C |
| 09/13 | Tax Distribution | 0 | .99 | C |
| 09/13 | Tax Distribution | 0 | 5.92 | C |
| 09/16 | Tax Distribution | 0 | 9.19 | C |
| 09/16 | Tax Distribution | 0 | 8.44 | C |
| 09/17 | Tax Distribution | 0 | 8.39 | C |
| 09/17 | Tax Distribution | 0 | 9.70 | C |
| 09/17 | Tax Distribution | 0 | 3.51 | C |
| 09/18 | Tax Distribution | 0 | 1.90 | C |
| 09/18 | Tax Distribution | 0 | 73.25 | C |
| 09/18 | Tax Distribution | 0 | 1.45 | C |
| 09/18 | Tax Distribution | 0 | 24.46 | C |
| 09/19 | Tax Distribution | 0 | 63.58 | C |
| 09/19 | Tax Distribution | 0 | 30.41 | C |
| 09/19 | Tax Distribution | 0 | 7.37 | C |
| 09/20 | Tax Distribution | 0 | 9.69 | C |
| 09/20 | Tax Distribution | 0 | 157.55 | C |
| 09/20 | Tax Distribution | 0 | 39.43 | C |
| 09/20 | Tax Distribution | 0 | 1.24 | C |
| 09/23 | Tax Distribution | 0 | 81.73 | C |
| 09/23 | Tax Distribution | 0 | 41.23 | C |
| 09/23 | Tax Distribution | 0 | 115.48 | C |
| 09/24 | Tax Distribution | 0 | 145.25 | C |
| 09/24 | Tax Distribution | 0 | 341.19 | C |
| 09/25 | Tax Distribution | 0 | 593.71 | C |
| 09/25 | Tax Distribution | 0 | 96.23 | C |
| 09/25 | Tax Distribution | 0 | 336.32 | C |



Pinal County Treasurer

Monthly Statement

Date Range: 9/1/2019 to 9/30/2019

| | | | | |
|---|----------------------------------|---|--------------------------|---|
| 09/25 | Tax Distribution | 0 | 244.24 | C |
| 09/26 | Tax Distribution | 0 | 540.58 | C |
| 09/26 | Tax Distribution | 0 | 191.43 | C |
| 09/26 | Tax Distribution | 0 | 171.14 | C |
| 09/27 | Tax Distribution | 0 | 164.95 | C |
| 09/27 | Tax Distribution | 0 | 7.19 | C |
| 09/27 | Tax Distribution | 0 | 75.47 | C |
| 09/27 | Tax Distribution | 0 | 188.65 | C |
| 09/30 | Tax Distribution | 0 | 555.54 | C |
| 09/30 | Tax Distribution | 0 | 165.76 | C |
| 09/30 | Tax Distribution | 0 | 77.60 | C |
| 09/30 | Tax Distribution | 0 | 61.76 | C |
| 09/30 | Tax Distribution | 0 | 4.27 | C |
| 18200.2012 2012 Taxes Transferred | | | Source Code Total: .05 | |
| 09/09 | MATURED DEBT SVC FR 6-11642-1407 | 0 | .05 | C |
| 18200.2013 2013 Taxes Transferred | | | Source Code Total: 2.52 | |
| 09/09 | MATURED DEBT SVC FR 6-11642-1407 | 0 | 1.64 | C |
| 09/12 | MATURED DEBT SVC FR 6-11642-1407 | 0 | .88 | C |
| 18200.2014 2014 Taxes Transferred | | | Source Code Total: 6.83 | |
| 09/04 | MATURED DEBT SVC FR 6-11642-1407 | 0 | 3.04 | C |
| 09/09 | MATURED DEBT SVC FR 6-11642-1407 | 0 | .11 | C |
| 09/09 | MATURED DEBT SVC FR 6-11642-1407 | 0 | 1.72 | C |
| 09/12 | MATURED DEBT SVC FR 6-11642-1407 | 0 | .90 | C |
| 09/25 | MATURED DEBT SVC FR 6-11642-1407 | 0 | 1.06 | C |
| 18200.2015 2015 Taxes Transferred | | | Source Code Total: 8.51 | |
| 09/04 | MATURED DEBT SVC FR 6-11642-1407 | 0 | 3.99 | C |
| 09/09 | MATURED DEBT SVC FR 6-11642-1407 | 0 | 1.75 | C |
| 09/12 | MATURED DEBT SVC FR 6-11642-1407 | 0 | .93 | C |
| 09/18 | MATURED DEBT SVC FR 6-11642-1407 | 0 | 1.22 | C |
| 09/23 | MATURED DEBT SVC FR 6-11642-1407 | 0 | .26 | C |
| 09/24 | MATURED DEBT SVC FR 6-11642-1407 | 0 | .36 | C |
| 18200.2016 2016 Taxes Transferred | | | Source Code Total: 12.72 | |
| 09/04 | MATURED DEBT SVC FR 6-11642-1407 | 0 | 4.17 | C |
| 09/05 | MATURED DEBT SVC FR 6-11642-1407 | 0 | .08 | C |
| 09/09 | MATURED DEBT SVC FR 6-11642-1407 | 0 | 1.79 | C |
| 09/11 | MATURED DEBT SVC FR 6-11642-1407 | 0 | .25 | C |
| 09/12 | MATURED DEBT SVC FR 6-11642-1407 | 0 | .97 | C |
| 09/17 | MATURED DEBT SVC FR 6-11642-1407 | 0 | 4.77 | C |
| 09/24 | MATURED DEBT SVC FR 6-11642-1407 | 0 | .52 | C |
| 09/24 | MATURED DEBT SVC FR 6-11642-1407 | 0 | .17 | C |
| 18200.2017 2017 Taxes Transferred | | | Source Code Total: 51.12 | |
| 09/04 | MATURED DEBT SVC FR 6-11642-1407 | 0 | 4.38 | C |
| 09/06 | MATURED DEBT SVC FR 6-11642-1407 | 0 | .19 | C |
| 09/09 | MATURED DEBT SVC FR 6-11642-1407 | 0 | 1.16 | C |
| 09/09 | MATURED DEBT SVC FR 6-11642-1407 | 0 | 1.88 | C |
| 09/10 | MATURED DEBT SVC FR 6-11642-1407 | 0 | .15 | C |
| 09/12 | MATURED DEBT SVC FR 6-11642-1407 | 0 | 1.02 | C |
| 09/19 | MATURED DEBT SVC FR 6-11642-1407 | 0 | .29 | C |
| 09/23 | MATURED DEBT SVC FR 6-11642-1407 | 0 | 2.26 | C |
| 09/24 | MATURED DEBT SVC FR 6-11642-1407 | 0 | .19 | C |
| 09/24 | MATURED DEBT SVC FR 6-11642-1407 | 0 | 1.38 | C |
| 09/25 | MATURED DEBT SVC FR 6-11642-1407 | 0 | .60 | C |
| 09/30 | MATURED DEBT SVC FR 6-11642-1407 | 0 | 37.62 | C |
| 21100.40 Wells Fargo Bank Investment Interest | | | Source Code Total: 1.64 | |
| 09/03 | Investment Interest | 0 | 1.64 | C |
| 21100.41 Wells Fargo Repo Investment Interest | | | Source Code Total: 48.21 | |
| 09/03 | Investment Interest | 0 | 48.21 | C |



Pinal County Treasurer

Monthly Statement

Date Range: 9/1/2019 to 9/30/2019

| | | | | |
|---|---------------------|---|-----------------------------------|---|
| 21100.43 Wells Fargo Trust Investment Interest | | | Source Code Total: 5.16 | |
| 09/05 | Investment Interest | 0 | 5.16 | C |
| 21100.46 Wells Fargo Investment Investment Interest | | | Source Code Total: 41.81 | |
| 09/30 | Investment Interest | 0 | 41.81 | C |
| 21100.55 Multi-Bank Securities Investment Interest | | | Source Code Total: 160.42 | |
| 09/12 | Investment Interest | 0 | 78.14 | C |
| 09/16 | Investment Interest | 0 | 5.43 | C |
| 09/27 | Investment Interest | 0 | 55.60 | C |
| 09/30 | Investment Interest | 0 | 21.25 | C |
| 21100.70 Vining Sparks Investment Interest | | | Source Code Total: 259.49 | |
| 09/03 | Investment Interest | 0 | 44.68 | C |
| 09/18 | Investment Interest | 0 | 68.22 | C |
| 09/19 | Investment Interest | 0 | 84.33 | C |
| 09/30 | Investment Interest | 0 | 62.26 | C |
| 21100.80 Stifel Nicolaus & Company Investment Interest | | | Source Code Total: 11.76 | |
| 09/09 | Investment Interest | 0 | 11.76 | C |
| 6116421409 Super Fire & Med Debt Refunding Prin Series 2018 | | | Ending Balance: 279,753.75 | |

10/1/19
10:55:50 AM

Superstition Fire & Medical District

Balance Sheet

As of 9/30/2019

FUND: (500) Debt Retirement Principal Fund

Assets

Current Assets

Fund Cash - Debt Retirement Principal
Total Current Assets

\$279,753.75

\$279,753.75

(E)

Total Assets

\$279,753.75

Liabilities and Equity

Equity

Fund Balance - Debt Retirement Principal
Current Year Profit/Loss
Total Equity

\$239,897.27

39,856.48

279,753.75

Total Liabilities and Equity

\$279,753.75

**Superstition Fire & Medical District
Monthly Pinal County Treasurer's Bank Account Reconciliation**

600 Debt Interest Fund

Reconciliation References:

- A Previous month's bank ending balance / current month's bank beginning balance
- B Interest Income
- C Current month's property tax receipts (real and personal)
- D Current month's bank ending balance
- E Cash Balance per G/L Balance Sheet
*consolidated account ending 1408 (original bond account) into 1410 (refinanced bond account)



Superstition Fire & Medical District
Debt Retirement Interest (Fund 600) Cash Reconciliation
Fiscal Year 2019 - 2020
9/30/2019



| | Deposits (Cash Receipts) | Cash Disbursements | Treasurer's Balance | Book Balance |
|---|-----------------------------|-----------------------|-------------------------|----------------------------------|
| Book Balance as of: 9/1/2019 | | | | \$42,588.98 (A) |
| <u>Activity During the Month</u> | | | | |
| Journal Entries: | | | | |
| Interest Income (Expense): | 83.58 | | | 83.58 (B) |
| Cash Receipts | | | | |
| 2007 Real Estate Taxes | | | | - |
| 2008 Real Estate Taxes | | | | - |
| 2009 Real Estate Taxes | | | | - |
| 2010 Real Estate Taxes | | | | - |
| 2011 Real Estate Taxes | | | | - |
| 2012 Real Estate Taxes | | | | - |
| 2013 Real Estate Taxes | | | | - |
| 2014 Real Estate Taxes | | | | - |
| 2015 Real Estate Taxes | | | | - |
| 2016 Real Estate Taxes | | | | - |
| 2017 Real Estate Taxes | | | | - |
| 2018 Real Estate Taxes | 97.56 | | | 97.56 |
| 2019 Real Estate Taxes | 8,789.64 | | | 8,789.64 (C) |
| 2007 Pers. Prop. Taxes | | | | - |
| 2009 Pers. Prop. Taxes | | | | - |
| 2010 Pers. Prop. Taxes | | | | - |
| 2011 Pers. Prop. Taxes | | | | - |
| 2012 Pers. Prop. Taxes | 0.05 | | | 0.05 |
| 2013 Pers. Prop. Taxes | 2.35 | | | 2.35 |
| 2014 Pers. Prop. Taxes | 5.84 | | | 5.84 |
| 2015 Pers. Prop. Taxes | 6.49 | | | 6.49 |
| 2016 Pers. Prop. Taxes | 8.75 | | | 8.75 |
| 2017 Pers. Prop. Taxes | 31.20 | | | 31.20 |
| 2018 Pers. Prop. Taxes | 13.18 | | | 13.18 |
| 2019 Pers. Prop. Taxes | 1,527.86 | | | 1,527.86 |
| SRP Contributions | | | | - |
| Deposits | | | | - |
| Revenue Transfer | | | | - |
| Cash Disbursements | | | | |
| A) Accounts Payable | | | | - |
| B) Transfer In / Out | | | | - |
| C) Refund Interest | | | | - |
| | <u>\$10,566.50</u> | <u>0.00</u> | | <u>\$53,155.48</u> |
| <u>Pinal County Bank Balance</u> | | | | |
| Ending Bank Balance as of: 9/30/2019 | | | Balance from YTD Column | \$ 53,155.48 (D) |
| Less: Outstanding Warrants | | | Check # | |
| Plus: Deposits in Transit | | | | |
| | | | | \$ 53,155.48 |
| Prepared by: <i>[Signature]</i> 10/1/19 | | | | Balance per B/S \$ 53,155.48 (E) |
| Reviewed by: <i>[Signature]</i> 10/1/19 | | | | Difference \$ - |



Pinal County Treasurer

Monthly Statement

Date Range: 9/1/2019 to 9/30/2019

| Account | Period | YTD | |
|-------------------|--|-----------|---------------------------|
| 6116421410 | Super Fire & Med Debt Refunding Int Series 2018 | | |
| Begin Balance: | (A) 42,588.98 | 41,798.03 | |
| Income: | 10,566.50 | 11,357.45 | |
| LOC Advance: | .00 | .00 | |
| Expense: | .00 | .00 | LOC: .00 |
| LOC Payments: | .00 | .00 | Warrants Outstanding: .00 |
| Cash Balance: | (D) 53,155.48 | 53,155.48 | End: 53,155.48 |

Monthly Statement Summary

| Source Code | Description | MTDAmount | YTDAmount |
|------------------------|--|-------------------------------------|------------------|
| 6116421410 | Super Fire & Med Debt Refunding Int Series 2018 | Beginning Balance: 42,588.98 | 41,798.03 |
| 11100.2018 | 2018 Real Estate Taxes | 97.56 | 423.31 |
| 11100.2019 | 2019 Real Estate Taxes | 8,789.64 | 8,816.08 |
| 12100.2018 | 2018 Personal Property Taxes | 13.18 | 53.29 |
| 12100.2019 | 2019 Personal Property Taxes | 1,527.86 | 1,527.86 |
| 18200.2010 | 2010 Taxes Transferred | .00 | 1.31 |
| 18200.2011 | 2011 Taxes Transferred | .00 | 1.75 |
| 18200.2012 | 2012 Taxes Transferred | .05 | 1.76 |
| 18200.2013 | 2013 Taxes Transferred | 2.35 | 4.29 |
| 18200.2014 | 2014 Taxes Transferred | 5.84 | 11.75 |
| 18200.2015 | 2015 Taxes Transferred | 6.49 | 10.50 |
| 18200.2016 | 2016 Taxes Transferred | 8.75 | 25.25 |
| 18200.2017 | 2017 Taxes Transferred | 31.20 | 60.81 |
| 21100.40 | Wells Fargo Bank Investment Interest | .29 | 1.78 |
| 21100.41 | Wells Fargo Repo Investment Interest | 8.39 | 72.35 |
| 21100.43 | Wells Fargo Trust Investment Interest | .90 | 3.93 |
| 21100.46 | Wells Fargo Investment Investment Interest | 6.57 | 43.53 |
| 21100.55 | Multi-Bank Securities Investment Interest | 25.14 | 54.24 |
| 21100.70 | Vining Sparks Investment Interest | 40.47 | 191.56 |
| 21100.80 | Stifel Nicolaus & Company Investment Interest | 1.82 | 52.10 |
| Ending Balance: | | 53,155.48 | 53,155.48 |

Monthly Statement Detail

| Date | Notes | Doc # | Amount | C/D |
|---|------------------------|-------|-------------------------------------|-----|
| 6116421410 Super Fire & Med Debt Refunding Int Series 2018 | | | Beginning Balance: 42,588.98 | |
| 11100.2018 | 2018 Real Estate Taxes | | Source Code Total: 97.56 | |
| 09/03 | Tax Distribution | 0 | .01 | C |
| 09/03 | Tax Distribution | 0 | .18 | C |
| 09/03 | Tax Distribution | 0 | .37 | C |
| 09/04 | Tax Distribution | 0 | .19 | C |
| 09/05 | Tax Distribution | 0 | .42 | C |
| 09/05 | Tax Distribution | 0 | .21 | C |
| 09/06 | Tax Distribution | 0 | .03 | C |
| 09/06 | Tax Distribution | 0 | .30 | C |
| 09/09 | Tax Distribution | 0 | 1.29 | C |
| 09/09 | Tax Distribution | 0 | 2.03 | C |
| 09/10 | Tax Distribution | 0 | .02 | C |
| 09/11 | Tax Distribution | 0 | .02 | C |
| 09/11 | Tax Distribution | 0 | 1.54 | C |
| 09/11 | Tax Distribution | 0 | .72 | C |
| 09/13 | Tax Distribution | 0 | 22.17 | C |
| 09/16 | Tax Distribution | 0 | 3.32 | C |



Pinal County Treasurer

Monthly Statement

Date Range: 9/1/2019 to 9/30/2019

| | | | | |
|-----------------------------------|------------------|---|-----------------------------|---|
| 09/17 | Tax Distribution | 0 | 1.52 | C |
| 09/17 | Tax Distribution | 0 | 1.30 | C |
| 09/18 | Tax Distribution | 0 | 3.77 | C |
| 09/18 | Tax Distribution | 0 | .03 | C |
| 09/18 | Tax Distribution | 0 | 1.09 | C |
| 09/18 | Tax Distribution | 0 | 1.00 | C |
| 09/19 | Tax Distribution | 0 | 1.53 | C |
| 09/20 | Tax Distribution | 0 | 8.85 | C |
| 09/23 | Tax Distribution | 0 | 7.01 | C |
| 09/24 | Tax Distribution | 0 | 1.50 | C |
| 09/25 | Tax Distribution | 0 | 8.40 | C |
| 09/25 | Tax Distribution | 0 | .37 | C |
| 09/25 | Tax Distribution | 0 | 9.27 | C |
| 09/26 | Tax Distribution | 0 | 4.37 | C |
| 09/26 | Tax Distribution | 0 | 5.17 | C |
| 09/26 | Tax Distribution | 0 | 8.73 | C |
| 09/30 | Tax Distribution | 0 | .46 | C |
| 09/30 | Tax Distribution | 0 | .37 | C |
| 11100.2019 2019 Real Estate Taxes | | | Source Code Total: 8,789.64 | |
| 09/03 | Tax Distribution | 0 | 3.50 | C |
| 09/03 | Tax Distribution | 0 | 10.64 | C |
| 09/03 | Tax Distribution | 0 | 5.98 | C |
| 09/04 | Tax Distribution | 0 | 1.07 | C |
| 09/04 | Tax Distribution | 0 | 30.42 | C |
| 09/04 | Tax Distribution | 0 | 12.47 | C |
| 09/04 | Tax Distribution | 0 | 24.81 | C |
| 09/05 | Tax Distribution | 0 | 34.38 | C |
| 09/05 | Tax Distribution | 0 | 12.20 | C |
| 09/05 | Tax Distribution | 0 | 18.66 | C |
| 09/06 | Tax Distribution | 0 | 1.27 | C |
| 09/06 | Tax Distribution | 0 | 9.73 | C |
| 09/06 | Tax Distribution | 0 | 6.31 | C |
| 09/06 | Tax Distribution | 0 | 12.27 | C |
| 09/09 | Tax Distribution | 0 | 31.35 | C |
| 09/09 | Tax Distribution | 0 | 10.90 | C |
| 09/09 | Tax Distribution | 0 | 2.96 | C |
| 09/09 | Tax Distribution | 0 | 3.23 | C |
| 09/10 | Tax Distribution | 0 | 12.39 | C |
| 09/10 | Tax Distribution | 0 | 13.32 | C |
| 09/11 | Tax Distribution | 0 | 9.12 | C |
| 09/11 | Tax Distribution | 0 | 5.19 | C |
| 09/11 | Tax Distribution | 0 | 9.42 | C |
| 09/11 | Tax Distribution | 0 | 22.05 | C |
| 09/11 | Tax Distribution | 0 | 9.06 | C |
| 09/12 | Tax Distribution | 0 | 19.00 | C |
| 09/12 | Tax Distribution | 0 | 4.57 | C |
| 09/12 | Tax Distribution | 0 | 18.68 | C |
| 09/13 | Tax Distribution | 0 | 19.06 | C |
| 09/13 | Tax Distribution | 0 | 4.70 | C |
| 09/13 | Tax Distribution | 0 | 4.32 | C |
| 09/16 | Tax Distribution | 0 | 18.39 | C |
| 09/16 | Tax Distribution | 0 | 37.95 | C |
| 09/16 | Tax Distribution | 0 | 7.59 | C |
| 09/16 | Tax Distribution | 0 | 14.66 | C |
| 09/17 | Tax Distribution | 0 | 7.73 | C |
| 09/17 | Tax Distribution | 0 | 42.53 | C |
| 09/17 | Tax Distribution | 0 | 27.01 | C |



Pinal County Treasurer

Monthly Statement

Date Range: 9/1/2019 to 9/30/2019

| | | | | |
|---|------------------|---|--------------------------|---|
| 09/17 | Tax Distribution | 0 | 11.14 | C |
| 09/18 | Tax Distribution | 0 | 11.71 | C |
| 09/18 | Tax Distribution | 0 | 83.61 | C |
| 09/18 | Tax Distribution | 0 | 39.86 | C |
| 09/18 | Tax Distribution | 0 | 23.90 | C |
| 09/18 | Tax Distribution | 0 | 20.71 | C |
| 09/19 | Tax Distribution | 0 | 51.53 | C |
| 09/19 | Tax Distribution | 0 | 5.17 | C |
| 09/19 | Tax Distribution | 0 | 83.09 | C |
| 09/19 | Tax Distribution | 0 | 28.13 | C |
| 09/20 | Tax Distribution | 0 | 16.61 | C |
| 09/20 | Tax Distribution | 0 | 176.55 | C |
| 09/20 | Tax Distribution | 0 | 93.18 | C |
| 09/20 | Tax Distribution | 0 | 8.24 | C |
| 09/23 | Tax Distribution | 0 | (4.09) | C |
| 09/23 | Tax Distribution | 0 | 147.14 | C |
| 09/23 | Tax Distribution | 0 | 53.61 | C |
| 09/23 | Tax Distribution | 0 | 287.48 | C |
| 09/23 | Tax Distribution | 0 | 13.35 | C |
| 09/24 | Tax Distribution | 0 | 404.60 | C |
| 09/24 | Tax Distribution | 0 | 478.68 | C |
| 09/24 | Tax Distribution | 0 | 7.00 | C |
| 09/25 | Tax Distribution | 0 | 1.70 | C |
| 09/25 | Tax Distribution | 0 | 997.02 | C |
| 09/25 | Tax Distribution | 0 | 299.05 | C |
| 09/25 | Tax Distribution | 0 | 450.73 | C |
| 09/25 | Tax Distribution | 0 | 257.04 | C |
| 09/26 | Tax Distribution | 0 | 6.21 | C |
| 09/26 | Tax Distribution | 0 | 900.83 | C |
| 09/26 | Tax Distribution | 0 | 351.76 | C |
| 09/26 | Tax Distribution | 0 | 365.92 | C |
| 09/27 | Tax Distribution | 0 | 165.69 | C |
| 09/27 | Tax Distribution | 0 | 56.04 | C |
| 09/27 | Tax Distribution | 0 | 150.14 | C |
| 09/27 | Tax Distribution | 0 | 347.09 | C |
| 09/30 | Tax Distribution | 0 | 822.78 | C |
| 09/30 | Tax Distribution | 0 | 498.69 | C |
| 09/30 | Tax Distribution | 0 | 307.16 | C |
| 09/30 | Tax Distribution | 0 | 211.66 | C |
| 09/30 | Tax Distribution | 0 | 20.04 | C |
| 12100.2018 2018 Personal Property Taxes | | | Source Code Total: 13.18 | |
| 09/03 | Tax Distribution | 0 | .02 | C |
| 09/04 | Tax Distribution | 0 | .25 | C |
| 09/06 | Tax Distribution | 0 | .15 | C |
| 09/06 | Tax Distribution | 0 | .69 | C |
| 09/09 | Tax Distribution | 0 | 1.42 | C |
| 09/09 | Tax Distribution | 0 | .45 | C |
| 09/10 | Tax Distribution | 0 | .57 | C |
| 09/11 | Tax Distribution | 0 | .13 | C |
| 09/11 | Tax Distribution | 0 | .10 | C |
| 09/12 | Tax Distribution | 0 | 2.48 | C |
| 09/18 | Tax Distribution | 0 | .67 | C |
| 09/18 | Tax Distribution | 0 | .15 | C |
| 09/19 | Tax Distribution | 0 | .92 | C |
| 09/19 | Tax Distribution | 0 | .70 | C |
| 09/23 | Tax Distribution | 0 | .01 | C |
| 09/23 | Tax Distribution | 0 | .10 | C |



Pinal County Treasurer

Monthly Statement

Date Range: 9/1/2019 to 9/30/2019

| | | | | |
|---|------------------|---|-----------------------------|---|
| 09/24 | Tax Distribution | 0 | .17 | C |
| 09/24 | Tax Distribution | 0 | .51 | C |
| 09/25 | Tax Distribution | 0 | .73 | C |
| 09/25 | Tax Distribution | 0 | .28 | C |
| 09/25 | Tax Distribution | 0 | .52 | C |
| 09/26 | Tax Distribution | 0 | .16 | C |
| 09/27 | Tax Distribution | 0 | .04 | C |
| 09/27 | Tax Distribution | 0 | .27 | C |
| 09/30 | Tax Distribution | 0 | 1.07 | C |
| 09/30 | Tax Distribution | 0 | .62 | C |
| 12100.2019 2019 Personal Property Taxes | | | Source Code Total: 1,527.86 | |
| 09/03 | Tax Distribution | 0 | 1.11 | C |
| 09/03 | Tax Distribution | 0 | 1.38 | C |
| 09/03 | Tax Distribution | 0 | .61 | C |
| 09/04 | Tax Distribution | 0 | .22 | C |
| 09/04 | Tax Distribution | 0 | 3.63 | C |
| 09/05 | Tax Distribution | 0 | 2.57 | C |
| 09/05 | Tax Distribution | 0 | .16 | C |
| 09/05 | Tax Distribution | 0 | .32 | C |
| 09/06 | Tax Distribution | 0 | 2.98 | C |
| 09/06 | Tax Distribution | 0 | 52.84 | C |
| 09/06 | Tax Distribution | 0 | 2.04 | C |
| 09/09 | Tax Distribution | 0 | 5.99 | C |
| 09/09 | Tax Distribution | 0 | .69 | C |
| 09/09 | Tax Distribution | 0 | .44 | C |
| 09/10 | Tax Distribution | 0 | 2.09 | C |
| 09/10 | Tax Distribution | 0 | 4.81 | C |
| 09/11 | Tax Distribution | 0 | 1.64 | C |
| 09/11 | Tax Distribution | 0 | 1.50 | C |
| 09/12 | Tax Distribution | 0 | 6.12 | C |
| 09/12 | Tax Distribution | 0 | 1.65 | C |
| 09/13 | Tax Distribution | 0 | .31 | C |
| 09/13 | Tax Distribution | 0 | 1.82 | C |
| 09/16 | Tax Distribution | 0 | 2.83 | C |
| 09/16 | Tax Distribution | 0 | 2.59 | C |
| 09/17 | Tax Distribution | 0 | 2.59 | C |
| 09/17 | Tax Distribution | 0 | 2.99 | C |
| 09/17 | Tax Distribution | 0 | 1.09 | C |
| 09/18 | Tax Distribution | 0 | .58 | C |
| 09/18 | Tax Distribution | 0 | 22.57 | C |
| 09/18 | Tax Distribution | 0 | .45 | C |
| 09/18 | Tax Distribution | 0 | 7.54 | C |
| 09/19 | Tax Distribution | 0 | 19.59 | C |
| 09/19 | Tax Distribution | 0 | 9.37 | C |
| 09/19 | Tax Distribution | 0 | 2.28 | C |
| 09/20 | Tax Distribution | 0 | 2.99 | C |
| 09/20 | Tax Distribution | 0 | 48.56 | C |
| 09/20 | Tax Distribution | 0 | 12.14 | C |
| 09/20 | Tax Distribution | 0 | .38 | C |
| 09/23 | Tax Distribution | 0 | 25.20 | C |
| 09/23 | Tax Distribution | 0 | 12.72 | C |
| 09/23 | Tax Distribution | 0 | 35.60 | C |
| 09/24 | Tax Distribution | 0 | 44.74 | C |
| 09/24 | Tax Distribution | 0 | 105.14 | C |
| 09/25 | Tax Distribution | 0 | 183.02 | C |
| 09/25 | Tax Distribution | 0 | 29.68 | C |
| 09/25 | Tax Distribution | 0 | 103.60 | C |



Pinal County Treasurer

Monthly Statement

Date Range: 9/1/2019 to 9/30/2019

| | | | | |
|---|----------------------------------|---|--------------------------|---|
| 09/25 | Tax Distribution | 0 | 75.23 | C |
| 09/26 | Tax Distribution | 0 | 166.67 | C |
| 09/26 | Tax Distribution | 0 | 58.98 | C |
| 09/26 | Tax Distribution | 0 | 52.75 | C |
| 09/27 | Tax Distribution | 0 | 50.81 | C |
| 09/27 | Tax Distribution | 0 | 2.22 | C |
| 09/27 | Tax Distribution | 0 | 23.25 | C |
| 09/27 | Tax Distribution | 0 | 58.14 | C |
| 09/30 | Tax Distribution | 0 | 171.27 | C |
| 09/30 | Tax Distribution | 0 | 51.10 | C |
| 09/30 | Tax Distribution | 0 | 23.92 | C |
| 09/30 | Tax Distribution | 0 | 19.04 | C |
| 09/30 | Tax Distribution | 0 | 1.32 | C |
| 18200.2012 2012 Taxes Transferred | | | Source Code Total: .05 | |
| 09/09 | MATURED DEBT SVC FR 6-11642-1408 | 0 | .05 | C |
| 18200.2013 2013 Taxes Transferred | | | Source Code Total: 2.35 | |
| 09/09 | MATURED DEBT SVC FR 6-11642-1408 | 0 | 1.53 | C |
| 09/12 | MATURED DEBT SVC FR 6-11642-1408 | 0 | .82 | C |
| 18200.2014 2014 Taxes Transferred | | | Source Code Total: 5.84 | |
| 09/04 | MATURED DEBT SVC FR 6-11642-1408 | 0 | 2.60 | C |
| 09/09 | MATURED DEBT SVC FR 6-11642-1408 | 0 | .09 | C |
| 09/09 | MATURED DEBT SVC FR 6-11642-1408 | 0 | 1.47 | C |
| 09/12 | MATURED DEBT SVC FR 6-11642-1408 | 0 | .77 | C |
| 09/25 | MATURED DEBT SVC FR 6-11642-1408 | 0 | .91 | C |
| 18200.2015 2015 Taxes Transferred | | | Source Code Total: 6.49 | |
| 09/04 | MATURED DEBT SVC FR 6-11642-1408 | 0 | 3.05 | C |
| 09/09 | MATURED DEBT SVC FR 6-11642-1408 | 0 | 1.33 | C |
| 09/12 | MATURED DEBT SVC FR 6-11642-1408 | 0 | .71 | C |
| 09/18 | MATURED DEBT SVC FR 6-11642-1408 | 0 | .93 | C |
| 09/23 | MATURED DEBT SVC FR 6-11642-1408 | 0 | .20 | C |
| 09/24 | MATURED DEBT SVC FR 6-11642-1408 | 0 | .27 | C |
| 18200.2016 2016 Taxes Transferred | | | Source Code Total: 8.75 | |
| 09/04 | MATURED DEBT SVC FR 6-11642-1408 | 0 | 2.87 | C |
| 09/05 | MATURED DEBT SVC FR 6-11642-1408 | 0 | .05 | C |
| 09/09 | MATURED DEBT SVC FR 6-11642-1408 | 0 | 1.23 | C |
| 09/11 | MATURED DEBT SVC FR 6-11642-1408 | 0 | .17 | C |
| 09/12 | MATURED DEBT SVC FR 6-11642-1408 | 0 | .67 | C |
| 09/17 | MATURED DEBT SVC FR 6-11642-1408 | 0 | 3.28 | C |
| 09/24 | MATURED DEBT SVC FR 6-11642-1408 | 0 | .36 | C |
| 09/24 | MATURED DEBT SVC FR 6-11642-1408 | 0 | .12 | C |
| 18200.2017 2017 Taxes Transferred | | | Source Code Total: 31.20 | |
| 09/04 | MATURED DEBT SVC FR 6-11642-1408 | 0 | 2.67 | C |
| 09/06 | MATURED DEBT SVC FR 6-11642-1408 | 0 | .11 | C |
| 09/09 | MATURED DEBT SVC FR 6-11642-1408 | 0 | .71 | C |
| 09/09 | MATURED DEBT SVC FR 6-11642-1408 | 0 | 1.15 | C |
| 09/10 | MATURED DEBT SVC FR 6-11642-1408 | 0 | .09 | C |
| 09/12 | MATURED DEBT SVC FR 6-11642-1408 | 0 | .62 | C |
| 09/19 | MATURED DEBT SVC FR 6-11642-1408 | 0 | .18 | C |
| 09/23 | MATURED DEBT SVC FR 6-11642-1408 | 0 | 1.38 | C |
| 09/24 | MATURED DEBT SVC FR 6-11642-1408 | 0 | .11 | C |
| 09/24 | MATURED DEBT SVC FR 6-11642-1408 | 0 | .84 | C |
| 09/25 | MATURED DEBT SVC FR 6-11642-1408 | 0 | .37 | C |
| 09/30 | MATURED DEBT SVC FR 6-11642-1408 | 0 | 22.97 | C |
| 21100.40 Wells Fargo Bank Investment Interest | | | Source Code Total: .29 | |
| 09/03 | Investment Interest | 0 | .29 | C |
| 21100.41 Wells Fargo Repo Investment Interest | | | Source Code Total: 8.39 | |
| 09/03 | Investment Interest | 0 | 8.39 | C |



Pinal County Treasurer

Monthly Statement

Date Range: 9/1/2019 to 9/30/2019

| | | | | |
|--|---------------------|---|----------------------------------|---|
| 21100.43 Wells Fargo Trust Investment Interest | | | Source Code Total: .90 | |
| 09/05 | Investment Interest | 0 | .90 | C |
| 21100.46 Wells Fargo Investment Investment Interest | | | Source Code Total: 6.57 | |
| 09/30 | Investment Interest | 0 | 6.57 | C |
| 21100.55 Multi-Bank Securities Investment Interest | | | Source Code Total: 25.14 | |
| 09/12 | Investment Interest | 0 | 12.14 | C |
| 09/16 | Investment Interest | 0 | .95 | C |
| 09/27 | Investment Interest | 0 | 8.71 | C |
| 09/30 | Investment Interest | 0 | 3.34 | C |
| 21100.70 Vining Sparks Investment Interest | | | Source Code Total: 40.47 | |
| 09/03 | Investment Interest | 0 | 6.91 | C |
| 09/18 | Investment Interest | 0 | 10.65 | C |
| 09/19 | Investment Interest | 0 | 13.15 | C |
| 09/30 | Investment Interest | 0 | 9.76 | C |
| 21100.80 Stifel Nicolaus & Company Investment Interest | | | Source Code Total: 1.82 | |
| 09/09 | Investment Interest | 0 | 1.82 | C |
| 6116421410 Super Fire & Med Debt Refunding Int Series 2018 | | | Ending Balance: 53,155.48 | |

Superstition Fire & Medical District
Balance Sheet
As of 9/30/2019
FUND: (600) Debt Retirement Interest Fund

Assets

Current Assets

Fund Cash - Debt Retirement Interest
Total Current Assets

\$53,155.48

\$53,155.48

(E)

Total Assets

\$53,155.48

Liabilities and Equity

Equity

Fund Balance - Debt Retirement Interest
Current Year Profit/Loss
Total Equity

\$41,798.03

11,357.45

53,155.48

Total Liabilities and Equity

\$53,155.48