



## Superstition Fire & Medical District Balance Sheet - All Governmental Funds

For Fiscal: 2019-2020 Period Ending: 08/31/19

|   | 100<br>General         | 150<br>Transport      | 200<br>Capital Projects | 400<br>Special<br>Revenue | 500<br>Debt Principal | 600<br>Debt Interest | Total                  |
|---|------------------------|-----------------------|-------------------------|---------------------------|-----------------------|----------------------|------------------------|
| <b>Current Assets</b>                         |                        |                       |                         |                           |                       |                      |                        |
| 10100 - FUND CASH                             | 1,586,948.14           | 436,572.68            | -                       | -                         | -                     | -                    | 2,023,520.82           |
| 10150 - PAYROLL ACCOUNT                       | (1,775,997.46)         | (255,478.70)          | -                       | -                         | -                     | -                    | (2,031,476.16)         |
| 10200 - FUND CASH - CAPITAL PROJECTS          | -                      | -                     | 715,734.12              | -                         | -                     | -                    | 715,734.12             |
| 10400 - FUND CASH - SPECIAL REVENUE FUND      | -                      | -                     | -                       | 47,682.15                 | -                     | -                    | 47,682.15              |
| 10500 - FUND CASH - DEBT RETIREMENT PRINCIPAL | -                      | -                     | -                       | -                         | 244,873.80            | -                    | 244,873.80             |
| 10600 - FUND CASH - DEBT RETIREMENT INTEREST  | -                      | -                     | -                       | -                         | -                     | 42,588.98            | 42,588.98              |
| 11000 - PETTY CASH - ACCOUNTING               | 100.00                 | -                     | -                       | -                         | -                     | -                    | 100.00                 |
| CASH SUBTOTAL                                 | (188,949.32)           | 181,093.98            | 715,734.12              | 47,682.15                 | 244,873.80            | 42,588.98            | 1,043,023.71           |
| 13000 - ACCOUNTS RECEIVABLE                   | -                      | -                     | -                       | -                         | -                     | -                    | -                      |
| 13500 - PROPERTY TAXES RECEIVABLE             | -                      | -                     | -                       | -                         | -                     | -                    | -                      |
| 15000 - DUE FROM OTHER FUNDS                  | 1,277,858.72           | -                     | 1,300,295.36            | -                         | -                     | -                    | 2,578,154.08           |
| 15500 - DEPOSIT                               | -                      | -                     | -                       | -                         | -                     | -                    | -                      |
| 16000 - PREPAID ITEMS                         | -                      | -                     | -                       | -                         | -                     | -                    | -                      |
| <b>Total Assets:</b>                          | <b>\$ 1,088,909.40</b> | <b>\$ 181,093.98</b>  | <b>\$ 2,016,029.48</b>  | <b>\$ 47,682.15</b>       | <b>\$ 244,873.80</b>  | <b>\$ 42,588.98</b>  | <b>\$ 3,621,177.79</b> |
| <b>Current Liabilities</b>                    |                        |                       |                         |                           |                       |                      |                        |
| 21050 - ACCOUNTS PAYABLE                      | -                      | -                     | -                       | -                         | -                     | -                    | -                      |
| 21250 - SALES TAX PAYABLE                     | 94.71                  | 13.69                 | -                       | 277.31                    | -                     | -                    | 385.71                 |
| 21300 - FEDERAL INCOME WITHHOLDING            | -                      | -                     | -                       | -                         | -                     | -                    | -                      |
| 21400 - SOCIAL SECURITY WITHHOLDING           | -                      | -                     | -                       | -                         | -                     | -                    | -                      |
| 21450 - MEDICARE WITHHOLDING                  | -                      | -                     | -                       | -                         | -                     | -                    | -                      |
| 21500 - STATE INCOME TAX WITHHOLDING          | -                      | -                     | -                       | -                         | -                     | -                    | -                      |
| 21660 - HEALTH SAVINGS ACCOUNT                | -                      | -                     | -                       | -                         | -                     | -                    | -                      |
| 21665 - HSA FEES (DUE 3RD PARTY)              | -                      | -                     | -                       | -                         | -                     | -                    | -                      |
| 21700 - PUBLIC SAFETY RETIREMENT              | 916.00                 | 88.00                 | -                       | -                         | -                     | -                    | 1,004.00               |
| 21725 - CIVILIAN EMPLOYEE RETIREMENT          | -                      | -                     | -                       | -                         | -                     | -                    | -                      |
| 21800 - PRE-TAX 457 PLAN                      | -                      | -                     | -                       | -                         | -                     | -                    | -                      |
| 21925 - VOLUNTARY EMPLOYEE BENEFICIARY ASSOC  | -                      | -                     | -                       | -                         | -                     | -                    | -                      |
| 22200 - DISABILITY INS - VOLUNTARY LONG TERM  | (36.70)                | 20.80                 | -                       | -                         | -                     | -                    | (15.90)                |
| 22300 - LIFE INS - VOLUNTARY SUPPLEMENTAL     | (305.44)               | (54.70)               | -                       | -                         | -                     | -                    | (360.14)               |
| 24000 - AFLAC                                 | -                      | -                     | -                       | -                         | -                     | -                    | -                      |
| 25000 - DUE TO OTHER FUNDS                    | -                      | 2,578,154.08          | -                       | -                         | -                     | -                    | 2,578,154.08           |
| 26000 - DEFERRED REVENUE                      | -                      | -                     | -                       | -                         | -                     | -                    | -                      |
| 26550 - ACCRUED PAYROLL & RELATED BENEFITS    | -                      | -                     | -                       | -                         | -                     | -                    | -                      |
| <b>Total Liabilities:</b>                     | <b>668.57</b>          | <b>2,578,221.87</b>   | <b>-</b>                | <b>277.31</b>             | <b>-</b>              | <b>-</b>             | <b>2,579,167.75</b>    |
| <b>Equity</b>                                 |                        |                       |                         |                           |                       |                      |                        |
| 31000 - FUND BALANCE                          | 2,948,224.26           | (2,427,130.75)        | 2,013,838.92            | 48,437.86                 | 239,897.27            | 41,798.03            | 2,865,065.59           |
| <b>Beginning Equity:</b>                      | <b>2,948,224.26</b>    | <b>(2,427,130.75)</b> | <b>2,013,838.92</b>     | <b>48,437.86</b>          | <b>239,897.27</b>     | <b>41,798.03</b>     | <b>2,865,065.59</b>    |
| CURRENT YEAR PROFIT / LOSS                    | (1,859,983.43)         | 30,002.86             | 2,190.56                | (1,033.02)                | 4,976.53              | 790.95               | (1,823,055.55)         |
| <b>Total Current Liabilities and Equity:</b>  | <b>\$ 1,088,909.40</b> | <b>\$ 181,093.98</b>  | <b>\$ 2,016,029.48</b>  | <b>\$ 47,682.15</b>       | <b>\$ 244,873.80</b>  | <b>\$ 42,588.98</b>  | <b>\$ 3,621,177.79</b> |



# Superstition Fire & Medical District

## Cash Flow - All Governmental Funds

August 31, 2019

| Month     | Status    | Beginning    |              |              | Variance       | Ending Cash Balance |
|-----------|-----------|--------------|--------------|--------------|----------------|---------------------|
|           |           | Cash Balance | Revenues     | Expenditures |                |                     |
| July      | Actual    | \$ 2,865,066 | \$ 445,637   | \$ 1,320,399 | \$ (874,762)   | \$ 1,990,303        |
| August    | Actual    | \$ 1,990,303 | \$ 448,778   | \$ 1,396,057 | \$ (947,280)   | \$ 1,043,024        |
| September | Projected | \$ 1,043,024 | \$ 1,781,518 | \$ 1,544,957 | \$ 236,561     | \$ 1,279,585        |
| October   | Projected | \$ 1,279,585 | \$ 5,855,946 | \$ 1,437,961 | \$ 4,417,985   | \$ 5,697,570        |
| November  | Projected | \$ 5,697,570 | \$ 1,599,641 | \$ 1,925,824 | \$ (326,183)   | \$ 5,371,387        |
| December  | Projected | \$ 5,371,387 | \$ 1,773,312 | \$ 1,385,819 | \$ 387,493     | \$ 5,758,880        |
| January   | Projected | \$ 5,758,880 | \$ 1,046,852 | \$ 1,576,610 | \$ (529,758)   | \$ 5,229,122        |
| February  | Projected | \$ 5,229,122 | \$ 861,896   | \$ 1,464,814 | \$ (602,918)   | \$ 4,626,204        |
| March     | Projected | \$ 4,626,204 | \$ 915,153   | \$ 1,588,434 | \$ (673,281)   | \$ 3,952,923        |
| April     | Projected | \$ 3,952,923 | \$ 3,402,126 | \$ 1,256,089 | \$ 2,146,037   | \$ 6,098,960        |
| May       | Projected | \$ 6,098,960 | \$ 1,539,272 | \$ 2,096,782 | \$ (557,510)   | \$ 5,541,450        |
| June      | Projected | \$ 5,541,450 | \$ 403,067   | \$ 2,101,955 | \$ (1,698,888) | \$ 3,842,562        |

Per Arizona Revised Statute (ARS) §48-807(O), the District must produce a Cash Flow Projection Report each fiscal year. This was a new requirement effective September 13, 2013.

The Cash Flow report consists of the combined cash balances of all District Funds. These balances includes the General (100) Fund, Rescue Transport (150), Capital Projects (200) Fund, Bond Proceeds (300) Fund, Special Revenue (400) Fund, CCU Grant (450) Fund, Debt Principal (500) Fund, and Debt Interest (600) Fund.

The first half of the fiscal year's property taxes is due between October 1 and November 1, and the second half is due between March 1 and May 1. Consequently, during the early months of the fiscal year, Capital Projects fund may be utilized to off-set low revenue collections period, but are returned to the Capital Fund when revenue flows increase.

The Cash Flow Projection Report is to be updated monthly with the actual revenues deposited into and expenditures disbursed from the District' cash accounts. It is important to note that the revenues and expenditures are reported here on a Cash Basis.

This report is generated to demonstrate that the Fire District maintains sufficient cash available to satisfy the projected expenditures budgeted over the course of the fiscal year. Close attention should be paid to the Ending Cash Balance columns of this report.

The projections above were derived from an analysis of the District's actual revenues and expenditures for the past three fiscal years and the current year's approved budget. They are to be used as a guide in financial planning. For more detailed information regarding revenues, expenditures, and cash accounts, please refer to the District's Monthly Financial Statements, Warrants Register, and Bank Statements.



# Superstition Fire & Medical District

## Income Statement Summary

For Fiscal: 2019-2020 Period Ending: 08/31/19

|   | Original<br>Total Budget | Current Month<br>Actual | YTD Actual<br>Activity   | Forecasted<br>Remaining Budget | % Budget<br>Remaining |
|---|--------------------------|-------------------------|--------------------------|--------------------------------|-----------------------|
| <b>Fund: 100 - GENERAL</b>                              |                          |                         |                          |                                |                       |
| <b>Revenues</b>   |                          |                         |                          |                                |                       |
| DIRECT TAXES  | 13,588,758.00            | 172,997.41              | 217,563.13               | 13,371,194.87                  | 98.4%                 |
| OTHER TAXES   | 487,023.00               | 9,375.20                | 18,743.91                | 468,279.09                     | 96.2%                 |
| CHARGES FOR SERVICES                                    | 646,444.00               | 2,617.69                | 168,368.06               | 478,075.94                     | 74.0%                 |
| COMMUNITY HEALTH SERVICES                               | 3,000.00                 | -                       | 21.00                    | 2,979.00                       | 99.3%                 |
| OTHER INCOME  | 40,000.00                | 3,686.72                | 11,143.07                | 28,856.93                      | 72.1%                 |
| INTERGOVERNMENTAL INCOME                                | 4,000.00                 | 100.00                  | 200.00                   | 3,800.00                       | 95.0%                 |
| OTHER FINANCING SOURCES (USES)                          | -                        | -                       | -                        | -                              | 0.0%                  |
| <b>Revenue Total:</b>                                   | <b>\$ 14,769,225.00</b>  | <b>\$ 188,777.02</b>    | <b>\$ 416,039.17</b>     | <b>\$ 14,353,185.83</b>        | <b>97.2%</b>          |
| <b>Expenditures</b>                                     |                          |                         |                          |                                |                       |
| ADMINISTRATIVE SERVICES                                 | 5,818,695.00             | 483,717.07              | 1,013,157.84             | 4,805,537.16                   | 82.6%                 |
| FINANCIAL SERVICES / RESERVES                           | 1,816,695.89             | 54.00                   | 104.00                   | 1,816,591.89                   | 100.0%                |
| TRAINING SERVICES                                       | 47,835.00                | 2,506.32                | 4,306.32                 | 43,528.68                      | 91.0%                 |
| TECHNICAL SERVICES                                      | 615,372.00               | 41,589.07               | 70,991.63                | 544,380.37                     | 88.5%                 |
| COMMUNICATION SERVICES                                  | 207,868.00               | 25,738.84               | 26,110.17                | 181,757.83                     | 87.4%                 |
| EMERGENCY SERVICES                                      | 7,844,727.00             | 608,339.58              | 1,144,457.64             | 6,700,269.36                   | 85.4%                 |
| COMMUNITY SERVICES                                      | 112,883.00               | 7,616.54                | 16,895.00                | 95,988.00                      | 85.0%                 |
| <b>Expenditures Total:</b>                              | <b>16,464,075.89</b>     | <b>1,169,561.42</b>     | <b>2,276,022.60</b>      | <b>14,188,053.29</b>           | <b>86.2%</b>          |
| <b>Net Financial Sources (Uses)</b>                     | <b>\$ (1,694,850.89)</b> | <b>\$ (980,784.40)</b>  | <b>\$ (1,859,983.43)</b> | <b>\$ 165,132.54</b>           |                       |
| <b>Beginning Unrestricted Fund Balance July 1, 2019</b> | <b>\$ 1,694,850.89</b>   |                         |                          |                                |                       |



# Superstition Fire & Medical District

## Expenditures - Summary

For Fiscal: 2019-2020 Period Ending: 08/31/19

|  | Original<br>Total Budget | Current Month<br>Actual | YTD Actual Activity    | Forecasted<br>Remaining Budget | % Budget<br>Remaining |
|--|--------------------------|-------------------------|------------------------|--------------------------------|-----------------------|
| <b>Fund: 100 - GENERAL OPERATING</b>                     |                          |                         |                        |                                |                       |
| <b>DIVISION 10: ADMINISTRATIVE SERVICES</b>              |                          |                         |                        |                                |                       |
| <b>Compensation &amp; Benefits</b>                       |                          |                         |                        |                                |                       |
| Compensation   | 627,348.00               | 48,466.68               | 96,922.21              | 530,425.79                     | 84.6%                 |
| Employer Provided Benefits                               | 3,933,378.00             | 280,512.09              | 705,008.98             | 3,228,369.02                   | 82.1%                 |
| <b>Operating Expenditures</b>                            |                          |                         |                        |                                |                       |
| Equipment & Machinery                                    | -                        | -                       | -                      | -                              | 0.0%                  |
| Parts & Supplies   | 457,455.00               | 12,118.13               | 53,435.96              | 404,019.04                     | 88.3%                 |
| Facility Services  | 245,686.00               | 21,244.04               | 28,205.77              | 217,480.23                     | 88.5%                 |
| Operating Services                                       | 114,024.00               | 11,498.66               | 18,286.88              | 95,737.12                      | 84.0%                 |
| Professional Services                                    | 440,804.00               | 109,877.47              | 111,298.04             | 329,505.96                     | 74.8%                 |
| Financial Services                                       | 1,816,695.89             | 54.00                   | 104.00                 | 1,816,591.89                   | 100.0%                |
| Training Services  | 47,835.00                | 2,506.32                | 4,306.32               | 43,528.68                      | 91.0%                 |
| <b>TOTAL ADMINISTRATIVE SERVICES</b>                     | <b>7,683,225.89</b>      | <b>486,277.39</b>       | <b>1,017,568.16</b>    | <b>6,665,657.73</b>            | <b>86.8%</b>          |
| <b>DIVISION 20: TECHNICAL SERVICES</b>                   |                          |                         |                        |                                |                       |
| <b>Compensation</b>                                      | 312,652.00               | 19,863.95               | 40,082.47              | 272,569.53                     | 87.2%                 |
| <b>Operating Expenditures</b>                            |                          |                         |                        |                                |                       |
| Equipment & Machinery                                    | 3,200.00                 | 718.38                  | 1,878.60               | 1,321.40                       | 41.3%                 |
| Operating Supplies                                       | 169,715.00               | 10,467.36               | 15,003.21              | 154,711.79                     | 91.2%                 |
| Parts & Supplies   | 105,255.00               | 8,749.26                | 9,071.67               | 96,183.33                      | 91.4%                 |
| Professional Services                                    | 16,550.00                | 1,140.84                | 3,986.40               | 12,563.60                      | 75.9%                 |
| Training Services  | 8,000.00                 | 649.28                  | 969.28                 | 7,030.72                       | 87.9%                 |
| <b>TOTAL TECHNICAL SERVICES</b>                          | <b>615,372.00</b>        | <b>41,589.07</b>        | <b>70,991.63</b>       | <b>544,380.37</b>              | <b>88.5%</b>          |
| <b>DIVISION 30: COMMUNICATIONS SERVICES</b>              |                          |                         |                        |                                |                       |
| <b>Operating Expenditures</b>                            |                          |                         |                        |                                |                       |
| Parts & Supplies   | 1,650.00                 | -                       | -                      | 1,650.00                       | 100.0%                |
| Facility Services  | 6,000.00                 | 371.33                  | 742.66                 | 5,257.34                       | 87.6%                 |
| Operating Services                                       | 73,948.00                | 16,425.39               | 16,425.39              | 57,522.61                      | 77.8%                 |
| Professional Services                                    | 126,270.00               | 8,942.12                | 8,942.12               | 117,327.88                     | 92.9%                 |
| <b>TOTAL COMMUNICATION SERVICES</b>                      | <b>207,868.00</b>        | <b>25,738.84</b>        | <b>26,110.17</b>       | <b>181,757.83</b>              | <b>87.4%</b>          |
| <b>DIVISION 40: EMERGENCY SERVICES</b>                   |                          |                         |                        |                                |                       |
| <b>Compensation</b>                                      | 7,579,839.00             | 579,492.88              | 1,115,610.94           | 6,464,228.06                   | 85.3%                 |
| <b>Operating Expenditures</b>                            |                          |                         |                        |                                |                       |
| Equipment & Machinery                                    | 21,833.00                | -                       | -                      | 21,833.00                      | 100.0%                |
| Operating Supplies                                       | 94,850.00                | 6,200.52                | 6,200.52               | 88,649.48                      | 93.5%                 |
| Parts & Supplies   | 52,985.00                | 259.21                  | 259.21                 | 52,725.79                      | 99.5%                 |
| Operating Services                                       | 13,000.00                | 805.75                  | 805.75                 | 12,194.25                      | 93.8%                 |
| Professional Services                                    | 61,187.00                | 14,821.22               | 14,821.22              | 46,365.78                      | 75.8%                 |
| Training Services  | 21,033.00                | 6,760.00                | 6,760.00               | 14,273.00                      | 67.9%                 |
| <b>TOTAL EMERGENCY SERVICES</b>                          | <b>7,844,727.00</b>      | <b>608,339.58</b>       | <b>1,144,457.64</b>    | <b>6,700,269.36</b>            | <b>85.4%</b>          |
| <b>DIVISION 50: COMMUNITY SERVICES / FIRE PREVENTION</b> |                          |                         |                        |                                |                       |
| <b>Compensation</b>                                      | 86,843.00                | 6,680.26                | 13,133.72              | 73,709.28                      | 84.9%                 |
| <b>Operating Expenditures</b>                            |                          |                         |                        |                                |                       |
| Operating Supplies                                       | 2,000.00                 | 190.08                  | 190.08                 | 1,809.92                       | 90.5%                 |
| Parts & Supplies   | 3,000.00                 | -                       | -                      | 3,000.00                       | 100.0%                |
| Operating Services                                       | 2,000.00                 | -                       | -                      | 2,000.00                       | 100.0%                |
| Professional Services                                    | 13,800.00                | -                       | 2,000.00               | 11,800.00                      | 85.5%                 |
| Training Services  | 5,240.00                 | 746.20                  | 1,571.20               | 3,668.80                       | 70.0%                 |
| <b>TOTAL COMMUNITY SERVICES / FIRE PREVENTION</b>        | <b>112,883.00</b>        | <b>7,616.54</b>         | <b>16,895.00</b>       | <b>95,988.00</b>               | <b>85.0%</b>          |
| <b>GRAND TOTAL GENERAL FUND</b>                          | <b>\$ 16,464,075.89</b>  | <b>\$ 1,169,561.42</b>  | <b>\$ 2,276,022.60</b> | <b>\$ 14,188,053.29</b>        | <b>86.2%</b>          |



# Superstition Fire & Medical District

## Income Statement - Detail

For Fiscal: 2019-2020 Period Ending: 08/31/19

|                                       |                                       | Original<br>Total Budget | Current Month<br>Actual | YTD Actual Activity  | Forecasted<br>Remaining Budget | % Budget<br>Remaining |
|---------------------------------------|---------------------------------------|--------------------------|-------------------------|----------------------|--------------------------------|-----------------------|
| <b>Revenue</b>                        |                                       |                          |                         |                      |                                |                       |
| <b>Direct Taxes</b>                   |                                       |                          |                         |                      |                                |                       |
| 100-10-41000-10                       | REAL & SECURED PROPERTY TAXES         | 12,207,629.00            | 11,627.97               | 50,204.45            | 12,157,424.55                  | 99.6%                 |
| 100-10-41050-10                       | UNSECURED PERS PROPERTY TAXES         | 992,035.00               | 2,598.86                | 8,158.36             | 983,876.64                     | 99.2%                 |
| 100-10-41075-10                       | REFUNDED TAXES                        | (25,000.00)              | -                       | -                    | (25,000.00)                    | 100.0%                |
| 100-10-41080-10                       | MARICOPA COUNTY PROPERTY TAXES        | 14,094.00                | 31.95                   | 461.69               | 13,632.31                      | 96.7%                 |
| 100-10-41100-10                       | FIRE DISTRICT ASSISTANCE TAX          | 400,000.00               | 158,738.63              | 158,738.63           | 241,261.37                     | 60.3%                 |
|                                       | <b>Subtotal</b>                       | <b>13,588,758.00</b>     | <b>172,997.41</b>       | <b>217,563.13</b>    | <b>13,371,194.87</b>           | <b>98.4%</b>          |
| <b>Other Taxes</b>                    |                                       |                          |                         |                      |                                |                       |
| 100-10-41200-10                       | SRP CONTRIBUTIONS                     | 367,023.00               | -                       | -                    | 367,023.00                     | 100.0%                |
| 100-10-41300-10                       | INSURANCE PREMIUM TAX                 | 120,000.00               | 9,375.20                | 18,743.91            | 101,256.09                     | 84.4%                 |
|                                       | <b>Total Tax Revenue</b>              | <b>14,075,781.00</b>     | <b>182,372.61</b>       | <b>236,307.04</b>    | <b>13,839,473.96</b>           | <b>98.3%</b>          |
| <b>Charges for Services</b>           |                                       |                          |                         |                      |                                |                       |
| 100-10-42025-41                       | RTC COST RECOVERY                     | 40,000.00                | -                       | 24,813.00            | 15,187.00                      | 38.0%                 |
| 100-10-42050-41                       | OTHER EMS PAYMENTS                    | 7,444.00                 | -                       | -                    | 7,444.00                       | 100.0%                |
| 100-10-42075-41                       | EMS CONTRACTS                         | 53,000.00                | -                       | -                    | 53,000.00                      | 100.0%                |
| 100-10-42078-12                       | FIRE CONTRACTS                        | 5,000.00                 | -                       | -                    | 5,000.00                       | 100.0%                |
| 100-10-42200-41                       | MISCELLANEOUS CONTRACTS               | 7,000.00                 | 697.69                  | 1,400.46             | 5,599.54                       | 80.0%                 |
| 100-10-42500-50                       | SELF INSPECTION FEES                  | 3,000.00                 | 700.00                  | 1,080.00             | 1,920.00                       | 64.0%                 |
| 100-10-42600-15                       | COPIES (FIRE REPORTS, ETC.)           | 1,000.00                 | 120.00                  | 220.00               | 780.00                         | 78.0%                 |
| 100-10-42700-50                       | PERMITS                               | 14,000.00                | 1,100.00                | 2,750.00             | 11,250.00                      | 80.4%                 |
| 100-10-43100-12                       | STATE LAND FIRE PAYMENTS              | 450,000.00               | -                       | 125,607.47           | 324,392.53                     | 72.1%                 |
| 100-10-43200-20                       | OUTSIDE FLEET MAINTENANCE             | 66,000.00                | -                       | 12,497.13            | 53,502.87                      | 81.1%                 |
| 100-10-43300-50                       | INTERGOVERNMENTAL - PLAN REVIEW FEES  | 4,000.00                 | 100.00                  | 200.00               | 3,800.00                       | 95.0%                 |
|                                       | <b>Total Charges for Services</b>     | <b>650,444.00</b>        | <b>2,717.69</b>         | <b>168,568.06</b>    | <b>481,875.94</b>              | <b>74.1%</b>          |
| <b>Community Health Services</b>      |                                       |                          |                         |                      |                                |                       |
| 100-10-43500-41                       | CPR / FIRST AID CLASSES               | 3,000.00                 | -                       | 21.00                | 2,979.00                       | 99.3%                 |
| <b>Other Income</b>                   |                                       |                          |                         |                      |                                |                       |
| 100-10-45700-10                       | INVESTMENT EARNINGS                   | 30,000.00                | 4,476.72                | 9,520.46             | 20,479.54                      | 68.3%                 |
| 100-10-45800-10                       | COBRA REIMBURSEMENT INCOME            | -                        | -                       | 1,967.05             | (1,967.05)                     | 0.0%                  |
| 100-10-45900-10                       | OTHER INCOME                          | 10,000.00                | (790.00)                | (344.44)             | 10,344.44                      | 103.4%                |
| 100-10-46700-10                       | CM GRANT REIMBURSEMENT INCOME         | -                        | -                       | -                    | -                              | 100.0%                |
|                                       | <b>Total Charges for Services</b>     | <b>40,000.00</b>         | <b>3,686.72</b>         | <b>11,143.07</b>     | <b>28,856.93</b>               | <b>72.1%</b>          |
| <b>Other Financing Sources (Uses)</b> |                                       |                          |                         |                      |                                |                       |
| 100-80-48020-04                       | TRANSFER IN (400 Fund)                | -                        | -                       | -                    | -                              | 0.0%                  |
| 100-80-48020-10                       | TRANSFER IN                           | -                        | -                       | -                    | -                              | 0.0%                  |
| 100-80-48100-04                       | TRANSFER OUT (400 Fund)               | -                        | -                       | -                    | -                              | 0.0%                  |
| 100-80-48100-05                       | TRANSFER OUT (450 Fund)               | -                        | -                       | -                    | -                              | 0.0%                  |
| 100-90-49500-10                       | DISTRICT EQUIPMENT SALES              | -                        | -                       | -                    | -                              | 0.0%                  |
|                                       | <b>Total Financing Sources (Uses)</b> | <b>-</b>                 | <b>-</b>                | <b>-</b>             | <b>-</b>                       | <b>0.0%</b>           |
| <b>Revenue Total:</b>                 |                                       | <b>\$ 14,769,225.00</b>  | <b>\$ 188,777.02</b>    | <b>\$ 416,039.17</b> | <b>\$ 14,353,185.83</b>        | <b>97.2%</b>          |

### Expense

#### DIVISION 10: ADMINISTRATIVE SERVICES

|                                   |                                    |                   |                  |                  |                   |        |
|-----------------------------------|------------------------------------|-------------------|------------------|------------------|-------------------|--------|
| <b>Wages</b>                      |                                    |                   |                  |                  |                   |        |
| 100-10-50000-10                   | FIRE CHIEF                         | 146,782.00        | 11,290.90        | 22,436.08        | 124,345.92        | 84.7%  |
| 100-10-50010-10                   | ADMIN SERVICES STAFF               | 468,932.00        | 36,093.07        | 71,518.37        | 397,413.63        | 84.7%  |
| 100-10-52510-10                   | WAGE ALLOWANCE (CELL PHONES)       | 9,934.00          | 560.59           | 1,171.26         | 8,762.74          | 88.2%  |
| 100-10-52700-10                   | ADMIN SERVICES STAFF OVERTIME      | 1,700.00          | 522.12           | 1,796.50         | (96.50)           | -5.7%  |
|                                   | <b>Subtotal</b>                    | <b>627,348.00</b> | <b>48,466.68</b> | <b>96,922.21</b> | <b>530,425.79</b> | 84.6%  |
| <b>Employer Provided Benefits</b> |                                    |                   |                  |                  |                   |        |
| 100-10-53710-10                   | PENSION (PSPRS)                    | 2,092,671.00      | 146,706.58       | 307,720.29       | 1,784,950.71      | 85.3%  |
| 100-10-53760-10                   | PENSION (ASRS)                     | 116,425.00        | 8,580.74         | 17,124.53        | 99,300.47         | 85.3%  |
| 100-10-53770-10                   | BENEFIT CONTRIBUTIONS              | 1,332,650.00      | 101,978.34       | 204,442.66       | 1,128,207.34      | 84.7%  |
| 100-10-53799-10                   | SAFER GRANT BENEFIT REIMBURSEMENT  | (196,520.00)      | -                | (25,673.92)      | (170,846.08)      | 86.9%  |
| 100-10-53810-10                   | SOCIAL SECURITY                    | 58,273.00         | 4,394.92         | 8,770.91         | 49,502.09         | 84.9%  |
| 100-10-53830-10                   | MEDICARE                           | 129,805.00        | 9,387.19         | 19,564.50        | 110,240.50        | 84.9%  |
| 100-10-53860-10                   | INDUSTRIAL INSURANCE               | 160,547.00        | (75.23)          | 71,113.62        | 89,433.38         | 55.7%  |
| 100-10-53870-10                   | INDUSTRIAL INSURANCE - VOLUNTEERS  | -                 | -                | -                | -                 | 0.0%   |
| 100-10-53890-10                   | UNEMPLOYMENT                       | -                 | -                | -                | -                 | 0.0%   |
| 100-10-53910-10                   | MEDICAL INSURANCE                  | -                 | 4,227.53         | 80,434.37        | (80,434.37)       | 0.0%   |
| 100-10-53920-10                   | DENTAL INSURANCE                   | -                 | 331.00           | 6,656.10         | (6,656.10)        | 0.0%   |
| 100-10-53930-10                   | VISION INSURANCE                   | -                 | 44.23            | 922.65           | (922.65)          | 0.0%   |
| 100-10-53940-10                   | EMPLOYEE ASSISTANCE PROGRAM        | 9,907.00          | 806.40           | 2,434.56         | 7,472.44          | 75.4%  |
| 100-10-53950-10                   | LIFE INSURANCE                     | 10,320.00         | -                | 1,696.00         | 8,624.00          | 83.6%  |
| 100-10-53960-10                   | CANCER INSURANCE FUND (PSPRS)      | 4,700.00          | 4,700.00         | 4,700.00         | -                 | 0.0%   |
| 100-10-53965-10                   | COBRA (REIMBURSABLE)               | -                 | (569.61)         | 5,102.71         | (5,102.71)        | 0.0%   |
| 100-10-53990-10                   | EARNED LEAVE BUYOUT (ELBO) PROGRAM | 207,763.00        | -                | -                | 207,763.00        | 100.0% |



# Superstition Fire & Medical District

## Income Statement - Detail

For Fiscal: 2019-2020 Period Ending: 08/31/19

|  | Original<br>Total Budget | Current Month<br>Actual | YTD Actual Activity | Forecasted<br>Remaining Budget | % Budget<br>Remaining |
|--|--------------------------|-------------------------|---------------------|--------------------------------|-----------------------|
| <b>100-10-53992-10</b> EARNED LEAVE BUYOUT PROGRAM - FICA          | 6,837.00                 | -                       | -                   | 6,837.00                       | 100.0%                |
| <b>100-10-53997-10</b> EARNED LEAVE SEPARATION (ELSP) PROGRAM      | -                        | -                       | -                   | -                              | 0.0%                  |
| <b>100-10-53998-10</b> EARNED LEAVE SEPARATION PROGRAM - FICA      | -                        | -                       | -                   | -                              | 0.0%                  |
| <b>Subtotal</b>  | <b>3,933,378.00</b>      | <b>280,512.09</b>       | <b>705,008.98</b>   | <b>3,228,369.02</b>            | <b>82.1%</b>          |
| <b>Admin Services Compensation &amp; Benefits Total:</b>           | <b>4,560,726.00</b>      | <b>328,978.77</b>       | <b>801,931.19</b>   | <b>3,758,794.81</b>            | <b>82.4%</b>          |
| <b>Equipment &amp; Machinery</b>                                   |                          |                         |                     |                                |                       |
| <b>100-10-54050-08</b> COMPUTER SOFTWARE                           | -                        | -                       | -                   | -                              | 0.0%                  |
| <b>Subtotal</b>  | <b>-</b>                 | <b>-</b>                | <b>-</b>            | <b>-</b>                       | <b>0.0%</b>           |
| <b>Operating Supplies / Parts &amp; Supplies</b>                   |                          |                         |                     |                                |                       |
| <b>100-10-55060-08</b> COMPUTER / PRINTER SUPPLIES & MAINTENANCE   | -                        | 1,838.14                | 1,928.14            | (1,928.14)                     | 0.0%                  |
| <b>100-10-55340-20</b> IGA PARTS & SUPPLIES - FLORENCE             | 27,000.00                | 1,257.81                | 1,457.48            | 25,542.52                      | 94.6%                 |
| <b>100-10-55341-12</b> IGA - STATE LAND REIMBURSABLE EXPENSES      | 22,750.00                | -                       | 41.73               | 22,708.27                      | 99.8%                 |
| <b>100-10-55342-12</b> STATE LAND / SHIFT COVERAGE                 | 214,100.00               | 2,406.04                | 42,237.14           | 171,862.86                     | 80.3%                 |
| <b>100-10-55343-20</b> IGA SERVICES WAGES (INTERGOVERNMENTAL)      | 15,000.00                | 844.55                  | 844.55              | 14,155.45                      | 94.4%                 |
| <b>100-10-55345-41</b> CONTRACTED SPECIAL EVENTS OVERTIME          | 38,225.00                | -                       | -                   | 38,225.00                      | 100.0%                |
| <b>100-10-55550-12</b> OFFICE FURNITURE & EQUIP, PARTS & SUPPLIES  | 11,500.00                | 1,488.04                | 1,488.04            | 10,011.96                      | 87.1%                 |
| <b>100-10-55670-50</b> VOLUNTEER EXPENSES                          | 200.00                   | -                       | -                   | 200.00                         | 100.0%                |
| <b>100-10-56340-12</b> CLEANING SUPPLIES                           | 17,380.00                | 2,972.77                | 2,972.77            | 14,407.23                      | 82.9%                 |
| <b>100-10-56600-12</b> FACILITY MAINTENANCE                        | 21,700.00                | 1,214.75                | 1,334.61            | 20,365.39                      | 93.8%                 |
| <b>100-10-56860-12</b> FOOD / BEVERAGES                            | 700.00                   | -                       | 124.76              | 575.24                         | 0.0%                  |
| <b>100-10-57100-12</b> OFFICE SUPPLIES                             | 7,000.00                 | -                       | -                   | 7,000.00                       | 100.0%                |
| <b>100-10-57200-12</b> POSTAGE / DELIVERY SERVICES                 | 2,000.00                 | 96.03                   | 96.03               | 1,903.97                       | 95.2%                 |
| <b>100-10-57220-12</b> POSTAGE METER RENTAL / SUPPLIES             | 500.00                   | -                       | -                   | 500.00                         | 100.0%                |
| <b>100-10-57440-12</b> PROFESSIONAL PUBLICATIONS / SUBSCRIPTIONS   | 1,300.00                 | -                       | -                   | 1,300.00                       | 100.0%                |
| <b>100-10-57600-12</b> HONOR GUARD                                 | 2,000.00                 | -                       | 110.00              | 1,890.00                       | 94.5%                 |
| <b>100-10-57620-12</b> REWARDS / RECOGNITION / FLOWERS SUPPLIES    | 3,950.00                 | -                       | 448.95              | 3,501.05                       | 88.6%                 |
| <b>100-10-57640-12</b> VOLUNTEER RECOGNITION                       | -                        | -                       | -                   | -                              | 0.0%                  |
| <b>100-10-57660-12</b> PEER SUPPORT                                | 200.00                   | -                       | -                   | 200.00                         | 100.0%                |
| <b>100-10-58000-12</b> UNIFORMS (CIVILIAN)                         | 5,400.00                 | -                       | 351.76              | 5,048.24                       | 93.5%                 |
| <b>100-10-58020-12</b> UNIFORMS - CLASS A / NEW HIRES              | -                        | -                       | -                   | -                              | 0.0%                  |
| <b>100-10-58080-12</b> UNIFORMS (GOVERNING BOARD)                  | 250.00                   | -                       | -                   | 250.00                         | 100.0%                |
| <b>100-10-58100-12</b> UNIFORMS (PUBLIC SAFETY)                    | 65,800.00                | -                       | -                   | 65,800.00                      | 100.0%                |
| <b>100-10-58150-12</b> UNIFORMS (VOLUNTEERS)                       | 500.00                   | -                       | -                   | 500.00                         | 100.0%                |
| <b>Subtotal</b>  | <b>457,455.00</b>        | <b>12,118.13</b>        | <b>53,435.96</b>    | <b>404,019.04</b>              | <b>88.3%</b>          |
| <b>Facility Services</b>   |                          |                         |                     |                                |                       |
| <b>100-10-59000-12</b> FACILITIES RENT                             | 30,000.00                | 2,500.00                | 5,000.00            | 25,000.00                      | 83.3%                 |
| <b>100-10-59020-12</b> ELECTRICITY                                 | 100,000.00               | 12,489.59               | 13,542.31           | 86,457.69                      | 86.5%                 |
| <b>100-10-59040-12</b> FACILITY PROJECTS                           | 60,000.00                | 2,510.13                | 3,046.79            | 56,953.21                      | 94.9%                 |
| <b>100-10-59060-12</b> NATURAL GAS                                 | 5,928.00                 | 166.65                  | 295.54              | 5,632.46                       | 95.0%                 |
| <b>100-10-59100-08</b> PHONE                                       | 20,462.00                | 1,364.07                | 2,707.31            | 17,754.69                      | 86.8%                 |
| <b>100-10-59160-12</b> WATER SOFTENER SUPPLIES                     | 5,700.00                 | 561.80                  | 967.63              | 4,732.37                       | 83.0%                 |
| <b>100-10-59180-12</b> SEWER / SEPTIC                              | 4,212.00                 | 128.70                  | 128.70              | 4,083.30                       | 96.9%                 |
| <b>100-10-59200-12</b> WATER                                       | 19,384.00                | 1,523.10                | 2,517.49            | 16,866.51                      | 87.0%                 |
| <b>Subtotal</b>  | <b>245,686.00</b>        | <b>21,244.04</b>        | <b>28,205.77</b>    | <b>217,480.23</b>              | <b>88.5%</b>          |
| <b>Operating Services</b>  |                          |                         |                     |                                |                       |
| <b>100-10-60180-08</b> COPIER MAINTENANCE & SUPPLIES               | 4,000.00                 | 158.41                  | 475.23              | 3,524.77                       | 88.1%                 |
| <b>100-10-60230-12</b> DOCUMENT DISPOSAL SERVICES                  | 500.00                   | 36.67                   | 36.67               | 463.33                         | 92.7%                 |
| <b>100-10-60240-12</b> EXTERMINATING                               | 3,500.00                 | 391.36                  | 391.36              | 3,108.64                       | 88.8%                 |
| <b>100-10-60310-08</b> INTERNET                                    | 72,000.00                | 5,691.84                | 11,383.68           | 60,616.32                      | 84.2%                 |
| <b>100-10-60320-12</b> LANDSCAPING                                 | 2,980.00                 | -                       | -                   | 2,980.00                       | 100.0%                |
| <b>100-10-60580-12</b> REFUSE COLLECTION                           | 4,500.00                 | 229.18                  | 458.36              | 4,041.64                       | 89.8%                 |
| <b>100-10-60600-12</b> SECURITY & ALARM SYSTEMS                    | 7,500.00                 | 2,710.51                | 2,710.51            | 4,789.49                       | 63.9%                 |
| <b>100-10-60620-08</b> INDIVIDUAL SOFTWARE LICENSING               | 5,700.00                 | -                       | -                   | 5,700.00                       | 100.0%                |
| <b>100-10-60630-08</b> SYSTEM SERVER HOSTING                       | 4,719.00                 | 275.19                  | 825.57              | 3,893.43                       | 82.5%                 |
| <b>100-10-60740-12</b> WATER & ICE (DRINKING)                      | 8,625.00                 | 2,005.50                | 2,005.50            | 6,619.50                       | 76.7%                 |
| <b>Subtotal</b>  | <b>114,024.00</b>        | <b>11,498.66</b>        | <b>18,286.88</b>    | <b>95,737.12</b>               | <b>84.0%</b>          |
| <b>Professional Services</b>                                       |                          |                         |                     |                                |                       |
| <b>100-10-61010-08</b> ACCREDITATION                               | 12,500.00                | -                       | -                   | 12,500.00                      | 100.0%                |
| <b>100-10-61020-12</b> ADMIN MEDICAL DIRECTOR - CONTRACT           | 30,000.00                | -                       | -                   | 30,000.00                      | 100.0%                |
| <b>100-10-61060-12</b> NEW HIRE HR ADVERTISING                     | -                        | -                       | -                   | -                              | 0.0%                  |
| <b>100-10-61100-12</b> BACKGROUND INVESTIGATION / CREDIT REPORTING | -                        | -                       | -                   | -                              | 0.0%                  |
| <b>100-10-61160-08</b> COMPUTER INFO SYSTEMS MAINT CONTRACT        | 22,000.00                | -                       | -                   | 22,000.00                      | 100.0%                |
| <b>100-10-61170-08</b> CIS WEB HOSTING / DOMAINS / CERTIFICATES    | 2,000.00                 | 66.00                   | 132.00              | 1,868.00                       | 93.4%                 |
| <b>100-10-61200-12</b> NEW HIRE HR TESTING                         | 6,500.00                 | -                       | -                   | 6,500.00                       | 100.0%                |
| <b>100-10-61250-12</b> FIRE CHIEF SEARCH CONTINGENCY               | 25,000.00                | -                       | -                   | 25,000.00                      | 100.0%                |
| <b>100-10-61260-12</b> CPA AUDIT SERVICES                          | 13,000.00                | -                       | -                   | 13,000.00                      | 100.0%                |
| <b>100-10-61300-12</b> LABOR RELATIONS CONSULTING / CONFERENCES    | 5,333.00                 | -                       | -                   | 5,333.00                       | 100.0%                |
| <b>100-10-61700-12</b> VEHICLE / PROPERTY / LIABILITY INSURANCE    | 117,771.00               | 29,375.98               | 30,382.06           | 87,388.94                      | 74.2%                 |
| <b>100-10-61860-12</b> GOVERNING BOARD LEGAL SERVICES              | 20,000.00                | -                       | -                   | 20,000.00                      | 100.0%                |



# Superstition Fire & Medical District

## Income Statement - Detail

For Fiscal: 2019-2020 Period Ending: 08/31/19

|  | Original<br>Total Budget | Current Month<br>Actual | YTD Actual Activity | Forecasted<br>Remaining Budget | % Budget<br>Remaining                              |
|--|--------------------------|-------------------------|---------------------|--------------------------------|--|
| <b>100-10-61880-12</b> HR / INVESTIGATION LEGAL SERVICES       | 10,000.00                | 13,888.00               | 13,888.00           | (3,888.00)                     | <span style="color: red;">●</span> -38.9%          |
| <b>100-10-61920-12</b> MEDICAL EXAM SERVICES                   | 110,000.00               | 56,880.00               | 56,880.00           | 53,120.00                      | <span style="color: red;">●</span> 48.3%           |
| <b>100-10-61960-12</b> TEMP PERSONNEL - OUTSIDE SERVICES       | -                        | -                       | -                   | -                              | <span style="color: green;">●</span> 0.0%          |
| <b>100-10-62020-12</b> PRINTING / PUBLISHING SERVICES          | 2,500.00                 | 576.49                  | 576.49              | 1,923.51                       | <span style="color: red;">●</span> 76.9%           |
| <b>100-10-62060-12</b> PROFESSIONAL ORGANIZATIONS / MEMBERSHIP | 5,000.00                 | 175.00                  | 523.49              | 4,476.51                       | <span style="color: green;">●</span> 89.5%         |
| <b>100-10-62105-08</b> GLOBAL SOFTWARE LICENSING               | 59,200.00                | 8,916.00                | 8,916.00            | 50,284.00                      | <span style="color: green;">●</span> 84.9%         |
| <b>Subtotal</b>  | <b>440,804.00</b>        | <b>109,877.47</b>       | <b>111,298.04</b>   | <b>329,505.96</b>              | <span style="color: red;">●</span> <b>74.8%</b>    |
| <b>Financial Services</b>                                      |                          |                         |                     |                                |  |
| <b>100-10-63000-10</b> ADMIN FEES, BONDS & LEASES              | 1,000.00                 | 50.00                   | 100.00              | 900.00                         | <span style="color: green;">●</span> 90.0%         |
| <b>100-10-63100-10</b> FEES (RECORD / FILING / PERMIT)         | 100.00                   | 4.00                    | 4.00                | 96.00                          | <span style="color: green;">●</span> 96.0%         |
| <b>100-10-63140-10</b> INTEREST & FINANCE CHARGES              | 2,000.00                 | -                       | -                   | 2,000.00                       | <span style="color: green;">●</span> 100.0%        |
| <b>100-10-63150-10</b> FINANCIAL RESERVE                       | 1,813,595.89             | -                       | -                   | 1,813,595.89                   | <span style="color: green;">●</span> 100.0%        |
| <b>Subtotal</b>  | <b>1,816,695.89</b>      | <b>54.00</b>            | <b>104.00</b>       | <b>1,816,591.89</b>            | <span style="color: green;">●</span> <b>100.0%</b> |
| <b>Training Services</b>                                       |                          |                         |                     |                                |  |
| <b>100-10-64020-12</b> ADMINISTRATIVE TRAINING / CONFERENCES   | 2,500.00                 | 640.32                  | 1,090.32            | 1,409.68                       | <span style="color: red;">●</span> 56.4%           |
| <b>100-10-64040-12</b> BOARD OF DIRECTORS TRAINING             | 1,000.00                 | -                       | -                   | 1,000.00                       | <span style="color: green;">●</span> 100.0%        |
| <b>100-10-64060-12</b> COLLEGE TUITION REIMBURSEMENT           | 44,335.00                | 1,866.00                | 3,216.00            | 41,119.00                      | <span style="color: green;">●</span> 92.7%         |
| <b>Subtotal</b>  | <b>47,835.00</b>         | <b>2,506.32</b>         | <b>4,306.32</b>     | <b>43,528.68</b>               | <span style="color: green;">●</span> <b>91.0%</b>  |
| <b>Administrative Services Operating Expense Total:</b>        | <b>3,122,499.89</b>      | <b>157,298.62</b>       | <b>215,636.97</b>   | <b>2,906,862.92</b>            | <span style="color: green;">●</span> <b>93.1%</b>  |
| <b>TOTAL ADMINISTRATIVE SERVICES</b>                           | <b>7,683,225.89</b>      | <b>486,277.39</b>       | <b>1,017,568.16</b> | <b>6,665,657.73</b>            | <span style="color: green;">●</span> <b>86.8%</b>  |

### DIVISION 20: TECHNICAL SERVICES

| <b>Wages</b>  |                   |                  |                  |                   |   |
|---|-------------------|------------------|------------------|-------------------|---|
| <b>100-20-50020-10</b> FLEET & FACILITIES STAFF                 | 305,152.00        | 19,771.94        | 39,310.12        | 265,841.88        | <span style="color: green;">●</span> 87.1%        |
| <b>100-20-52700-20</b> FLEET & FACILITIES STAFF OVERTIME        | 7,500.00          | 92.01            | 772.35           | 6,727.65          | <span style="color: green;">●</span> 89.7%        |
| <b>Technical Services Wages Total:</b>                          | <b>312,652.00</b> | <b>19,863.95</b> | <b>40,082.47</b> | <b>272,569.53</b> | <span style="color: green;">●</span> <b>87.2%</b> |
| <b>Equipment &amp; Machinery</b>                                |                   |                  |                  |                   |   |
| <b>100-20-54050-20</b> DIAGNOSTIC SOFTWARE                      | 3,200.00          | 718.38           | 1,878.60         | 1,321.40          | <span style="color: red;">●</span> 41.3%          |
| <b>Operating Supplies</b>                                       |                   |                  |                  |                   |   |
| <b>100-20-55400-20</b> MECHANICAL EQUIPMENT, PARTS & SUPPLIES   | 6,000.00          | 423.00           | 423.00           | 5,577.00          | <span style="color: green;">●</span> 93.0%        |
| <b>100-20-55580-20</b> TIRES                                    | 69,500.00         | -                | 2,795.00         | 66,705.00         | <span style="color: green;">●</span> 96.0%        |
| <b>100-20-55620-20</b> VEHICLE PARTS                            | 94,215.00         | 10,044.36        | 11,785.21        | 82,429.79         | <span style="color: green;">●</span> 87.5%        |
| <b>Subtotal</b>   | <b>169,715.00</b> | <b>10,467.36</b> | <b>15,003.21</b> | <b>154,711.79</b> | <span style="color: green;">●</span> <b>91.2%</b> |
| <b>Parts &amp; Supplies</b>                                     |                   |                  |                  |                   |   |
| <b>100-20-56800-20</b> FLUIDS (ANTIFREEZE, BRAKE, TRANSMISSION) | 6,310.00          | (8.31)           | (8.31)           | 6,318.31          | <span style="color: green;">●</span> 100.1%       |
| <b>100-20-56880-20</b> FUEL - DIESEL                            | 68,445.00         | 5,704.28         | 5,737.74         | 62,707.26         | <span style="color: green;">●</span> 91.6%        |
| <b>100-20-56900-20</b> FUEL - UNLEADED                          | 14,600.00         | 1,450.18         | 1,484.66         | 13,115.34         | <span style="color: green;">●</span> 89.8%        |
| <b>100-20-57060-20</b> MISCELLANEOUS SHOP SUPPLIES              | 7,740.00          | 1,559.83         | 1,814.30         | 5,925.70          | <span style="color: red;">●</span> 76.6%          |
| <b>100-20-57140-20</b> ENGINE OIL                               | 6,900.00          | -                | -                | 6,900.00          | <span style="color: green;">●</span> 100.0%       |
| <b>100-20-58120-20</b> UNIFORMS & TOWELS (TECHNICAL SERVICES)   | 1,260.00          | 43.28            | 43.28            | 1,216.72          | <span style="color: green;">●</span> 96.6%        |
| <b>Subtotal</b>   | <b>105,255.00</b> | <b>8,749.26</b>  | <b>9,071.67</b>  | <b>96,183.33</b>  | <span style="color: green;">●</span> <b>91.4%</b> |
| <b>Professional Services</b>                                    |                   |                  |                  |                   |   |
| <b>100-20-61460-20</b> HAZARDOUS WASTE DISPOSAL                 | 600.00            | -                | -                | 600.00            | <span style="color: green;">●</span> 100.0%       |
| <b>100-20-61820-20</b> LADDER TESTING & CERT - AERIAL & GROUND  | 3,450.00          | -                | -                | 3,450.00          | <span style="color: green;">●</span> 100.0%       |
| <b>100-20-62140-20</b> REPAIR & MAINTENANCE - FLEET             | 12,500.00         | 1,140.84         | 3,986.40         | 8,513.60          | <span style="color: red;">●</span> 68.1%          |
| <b>Subtotal</b>   | <b>16,550.00</b>  | <b>1,140.84</b>  | <b>3,986.40</b>  | <b>12,563.60</b>  | <span style="color: red;">●</span> <b>75.9%</b>   |
| <b>Training Services</b>  |                   |                  |                  |                   |   |
| <b>100-20-64470-20</b> FLEET SERVICES TRAINING                  | 8,000.00          | 649.28           | 969.28           | 7,030.72          | <span style="color: green;">●</span> 87.9%        |
| <b>Technical Services Operating Expense Total:</b>              | <b>302,720.00</b> | <b>21,725.12</b> | <b>30,909.16</b> | <b>271,810.84</b> | <span style="color: green;">●</span> <b>89.8%</b> |
| <b>TOTAL TECHNICAL SERVICES</b>                                 | <b>615,372.00</b> | <b>41,589.07</b> | <b>70,991.63</b> | <b>544,380.37</b> | <span style="color: green;">●</span> <b>88.5%</b> |



# Superstition Fire & Medical District

## Income Statement - Detail

For Fiscal: 2019-2020 Period Ending: 08/31/19

|   |  | Original<br>Total Budget | Current Month<br>Actual | YTD Actual Activity | Forecasted<br>Remaining Budget | % Budget<br>Remaining |
|---|--|--------------------------|-------------------------|---------------------|--------------------------------|-----------------------|
| <b>DIVISION 30: COMMUNICATIONS SERVICES</b> |  |                          |                         |                     |                                |                       |
| <b>Parts &amp; Supplies</b>                 |  |                          |                         |                     |                                |                       |
| 100-30-56040-15                             | BATTERIES - ELECTRONICS (PORTABLE BATTERIES) | 1,400.00                 | -                       | -                   | 1,400.00                       | 🟢 100.0%              |
| 100-30-57590-15                             | RADIO EQUIPMENT SUPPLIES                     | 250.00                   | -                       | -                   | 250.00                         | 🟢 100.0%              |
|   | <b>Subtotal</b>                              | 1,650.00                 | -                       | -                   | 1,650.00                       | 🟢 100.0%              |
| <b>Facility Services</b>                    |  |                          |                         |                     |                                |                       |
| 100-30-59080-15                             | PHONE / E - 911 COMM CIRCUITS                | 6,000.00                 | 371.33                  | 742.66              | 5,257.34                       | 🟡 87.6%               |
| <b>Operating Services</b>                   |  |                          |                         |                     |                                |                       |
| 100-30-60020-15                             | TOPAZ / G2 MAINTENANCE                       | 18,000.00                | 14,036.64               | 14,036.64           | 3,963.36                       | 🔴 22.0%               |
| 100-30-60340-08                             | MCT MAINTENANCE                              | 18,948.00                | -                       | -                   | 18,948.00                      | 🟢 100.0%              |
| 100-30-60350-08                             | MOBILE DATA OPERATIONS                       | 27,000.00                | 2,388.75                | 2,388.75            | 24,611.25                      | 🟢 91.2%               |
| 100-30-60560-15                             | RADIO INFORMATION SYSTEMS MAINTENANCE        | 10,000.00                | -                       | -                   | 10,000.00                      | 🟢 100.0%              |
|   | <b>Subtotal</b>                              | 73,948.00                | 16,425.39               | 16,425.39           | 57,522.61                      | 🔴 77.8%               |
| <b>Professional Services</b>                |  |                          |                         |                     |                                |                       |
| 100-30-61440-15                             | DISPATCH SERVICES - MFMD                     | 126,270.00               | 8,942.12                | 8,942.12            | 117,327.88                     | 🟢 92.9%               |
|   | <b>TOTAL COMMUNICATIONS SERVICES</b>         | 207,868.00               | 25,738.84               | 26,110.17           | 181,757.83                     | 🟢 87.4%               |
| <b>DIVISION 40: EMERGENCY SERVICES</b>      |  |                          |                         |                     |                                |                       |
| <b>Wages</b>                                |  |                          |                         |                     |                                |                       |
| 100-40-50040-10                             | ASSISTANT CHIEFS                             | 261,983.00               | 20,152.53               | 40,059.98           | 221,923.02                     | 🟢 84.7%               |
| 100-40-50050-10                             | DEPUTY CHIEF                                 | 126,743.00               | 9,639.30                | 19,278.60           | 107,464.40                     | 🟢 84.8%               |
| 100-40-50140-10                             | ADMINISTRATIVE ASSISTANT II                  | 56,112.00                | 4,316.28                | 8,464.94            | 47,647.06                      | 🟢 84.9%               |
| 100-40-51010-10                             | BATTALION CHIEFS                             | 324,538.00               | 24,640.78               | 49,738.96           | 274,799.04                     | 🟢 84.7%               |
| 100-40-51030-10                             | CAPTAINS                                     | 2,071,170.00             | 158,574.40              | 314,306.13          | 1,756,863.87                   | 🟢 84.8%               |
| 100-40-51040-10                             | ENGINEERS                                    | 1,439,406.00             | 110,329.78              | 218,026.79          | 1,221,379.21                   | 🟢 84.9%               |
| 100-40-51050-10                             | FIREFIGHTERS                                 | 3,136,658.00             | 233,923.31              | 470,701.67          | 2,665,956.33                   | 🟢 85.0%               |
| 100-40-52015-10                             | INJURY WAGES                                 | -                        | -                       | -                   | -                              | 🟢 0.0%                |
| 100-40-52530-12                             | BATTALION CHIEF COVERAGE                     | 22,500.00                | 935.07                  | 1,629.39            | 20,870.61                      | 🟢 92.8%               |
| 100-40-52539-10                             | SAFER GRANT WAGES REIMBURSEMENT              | (395,645.00)             | -                       | (61,872.82)         | (333,772.18)                   | 🟢 84.4%               |
|   | <b>Subtotal</b>                              | 7,043,465.00             | 562,511.45              | 1,060,333.64        | 5,983,131.36                   | 🟢 84.9%               |
| <b>OT Wages</b>                             |  |                          |                         |                     |                                |                       |
| 100-40-52540-10                             | FLSA HALFTIME                                | 95,465.00                | 4,202.10                | 14,399.39           | 81,065.61                      | 🟢 84.9%               |
| 100-40-52560-10                             | HOLIDAY PAY                                  | 267,079.00               | -                       | 25,376.13           | 241,702.87                     | 🟢 90.5%               |
| 100-40-52700-12                             | OPS ADMIN STAFF OVERTIME                     | 250.00                   | -                       | -                   | 250.00                         | 🟢 100.0%              |
| 100-40-52740-12                             | SHIFT OVERTIME                               | 100,000.00               | 11,673.89               | 12,834.88           | 87,165.12                      | 🟢 87.2%               |
| 100-40-52750-12                             | SPECIAL OVERTIME                             | 2,000.00                 | 112.21                  | 187.92              | 1,812.08                       | 🟢 90.6%               |
| 100-40-52810-12                             | NON-CONTRACTED SPECIAL EVENTS OT             | 4,000.00                 | -                       | -                   | 4,000.00                       | 🟢 100.0%              |
| 100-40-52850-47                             | SCBA OVERTIME                                | 3,500.00                 | -                       | -                   | 3,500.00                       | 🟢 100.0%              |
| 100-40-52910-50                             | PUBLIC EVENTS / PUB ED OT                    | 300.00                   | 260.66                  | 497.67              | (197.67)                       | 🔴 -65.9%              |
|   | <b>Subtotal</b>                              | 472,594.00               | 16,248.86               | 53,295.99           | 419,298.01                     | 🟢 88.7%               |
| <b>Training OT Wages</b>                    |  |                          |                         |                     |                                |                       |
| 100-40-53140-41                             | EMS TRAINING OT                              | 3,040.00                 | 197.51                  | 197.51              | 2,842.49                       | 🟢 93.5%               |
| 100-40-53240-12                             | PROMOTIONAL TESTING OT                       | 2,000.00                 | -                       | -                   | 2,000.00                       | 🟢 100.0%              |
| 100-40-53260-41                             | FIRE OPERATIONAL TRAINING OT                 | 19,600.00                | 141.01                  | 762.68              | 18,837.32                      | 🟢 96.1%               |
| 100-40-53360-41                             | OFFICER DEVELOPMENT OT                       | 26,000.00                | 394.05                  | 394.05              | 25,605.95                      | 🟢 98.5%               |
| 100-40-53380-41                             | RECRUIT / INTERN ACADEMY OT                  | -                        | -                       | -                   | -                              | 🟢 0.0%                |
| 100-40-53500-41                             | SPECIAL OPERATIONS OT                        | 9,400.00                 | -                       | 627.07              | 8,772.93                       | 🟢 93.3%               |
|   | <b>Subtotal</b>                              | 60,040.00                | 732.57                  | 1,981.31            | 58,058.69                      | 🟢 96.7%               |
| <b>Other OT Wages</b>                       |  |                          |                         |                     |                                |                       |
| 100-40-53580-15                             | FIRE INVESTIGATION OT                        | 3,740.00                 | -                       | -                   | 3,740.00                       | 🟢 100.0%              |
|   | <b>Emergency Services Wages Total:</b>       | 7,579,839.00             | 579,492.88              | 1,115,610.94        | 6,464,228.06                   | 🟢 85.3%               |
| <b>Equipment &amp; Machinery</b>            |  |                          |                         |                     |                                |                       |
| 100-40-54080-41                             | EMS EQUIPMENT & MACHINERY (ASSET)            | 2,000.00                 | -                       | -                   | 2,000.00                       | 🟢 100.0%              |
| 100-40-54120-40                             | FIRE OPS EQUIPMENT & MACHINERY (ASSET)       | 2,500.00                 | -                       | -                   | 2,500.00                       | 🟢 100.0%              |
| 100-40-54140-40                             | FIRE OPS HOSE (ASSET)                        | 8,000.00                 | -                       | -                   | 8,000.00                       | 🟢 100.0%              |
| 100-40-54165-41                             | FIRE OPS TRAINING EQUIPMENT (ASSET)          | -                        | -                       | -                   | -                              | 🟢 0.0%                |
| 100-40-54300-42                             | PHYSICAL FITNESS EQUIPMENT (ASSET)           | 1,333.00                 | -                       | -                   | 1,333.00                       | 🟢 100.0%              |
| 100-40-54420-47                             | SCBA AIR MASKS (ASSET)                       | 8,000.00                 | -                       | -                   | 8,000.00                       | 🟢 100.0%              |
| 100-40-54460-41                             | SPECIAL OPERATIONS EQUIPMENT (ASSET)         | -                        | -                       | -                   | -                              | 🟢 0.0%                |
|   | <b>Subtotal</b>                              | 21,833.00                | -                       | -                   | 21,833.00                      | 🟢 100.0%              |





# Superstition Fire & Medical District

## Income Statement - Detail

For Fiscal: 2019-2020 Period Ending: 08/31/19

|                              | Original<br>Total Budget                           | Current Month<br>Actual | YTD Actual Activity | Forecasted<br>Remaining Budget | % Budget<br>Remaining |          |
|------------------------------|--|-------------------------|---------------------|--------------------------------|-----------------------|----------|
| <b>Operating Supplies</b>    |  |                         |                     |                                |                       |          |
| 100-40-55100-41              | EMS PARTS AND SUPPLIES                             | 29,600.00               | 697.01              | 697.01                         | 28,902.99             | 🟢 97.6%  |
| 100-40-55200-20              | FIRE OPS EQUIPMENT, PARTS, SUPPLIES & MAINT        | 32,250.00               | 4,171.59            | 4,171.59                       | 28,078.41             | 🟢 87.1%  |
| 100-40-55220-41              | FIRE OPS TRAINING TOOLS & SUPPLIES                 | 3,500.00                | -                   | -                              | 3,500.00              | 🟢 100.0% |
| 100-40-55440-42              | PHYSICAL FITNESS TRAINING TOOLS, SUPP & MAINT      | 2,000.00                | -                   | -                              | 2,000.00              | 🟢 100.0% |
| 100-40-55480-42              | SAFETY EQUIPMENT, PARTS & SUPPLIES                 | 1,500.00                | 925.00              | 925.00                         | 575.00                | 🟡 38.3%  |
| 100-40-55520-47              | SCBA TOOLS, EQUIPMENT & SUPPLIES                   | 4,000.00                | 406.92              | 406.92                         | 3,593.08              | 🟢 89.8%  |
| 100-40-55560-41              | SPECIAL OPS (TRT/HAZ-MAT) OPERATING EXPENSES       | 13,500.00               | -                   | -                              | 13,500.00             | 🟢 100.0% |
| 100-40-55580-41              | SPECIAL OPS (WILDLAND) OPERATING EXPENSES          | 8,500.00                | -                   | -                              | 8,500.00              | 🟢 100.0% |
|                              | <b>Subtotal</b>                                    | 94,850.00               | 6,200.52            | 6,200.52                       | 88,649.48             | 🟢 93.5%  |
| <b>Parts &amp; Supplies</b>  |  |                         |                     |                                |                       |          |
| 100-40-56220-41              | COMM HEALTH SERVICES SUPPLIES                      | 3,000.00                | -                   | -                              | 3,000.00              | 🟢 100.0% |
| 100-40-56760-40              | FIRE REHAB - PERISHABLES                           | 500.00                  | 259.21              | 259.21                         | 240.79                | 🟡 48.2%  |
| 100-40-57245-42              | PPE (PERSONAL PROTECTIVE EQUIPMENT)                | 49,485.00               | -                   | -                              | 49,485.00             | 🟢 100.0% |
|                              | <b>Subtotal</b>                                    | 52,985.00               | 259.21              | 259.21                         | 52,725.79             | 🟢 99.5%  |
| <b>Operating Services</b>    |  |                         |                     |                                |                       |          |
| 100-40-60140-20              | SCBA COMPRESSOR MAINTENANCE                        | 3,000.00                | -                   | -                              | 3,000.00              | 🟢 100.0% |
| 100-40-60700-12              | TOWEL & LINEN SERVICES                             | 10,000.00               | 805.75              | 805.75                         | 9,194.25              | 🟢 91.9%  |
|                              | <b>Subtotal</b>                                    | 13,000.00               | 805.75              | 805.75                         | 12,194.25             | 🟢 93.8%  |
| <b>Professional Services</b> |  |                         |                     |                                |                       |          |
| 100-40-61080-20              | AIR QUALITY TESTING                                | 900.00                  | -                   | -                              | 900.00                | 🟢 100.0% |
| 100-40-61120-12              | BAY DOOR MAINTENANCE                               | 10,800.00               | -                   | -                              | 10,800.00             | 🟢 100.0% |
| 100-40-61530-41              | EMS CARDIAC MONITOR MAINTENANCE & SUPPLIES         | 20,737.00               | 14,232.12           | 14,232.12                      | 6,504.88              | 🟡 31.4%  |
| 100-40-61650-12              | INFECTION CONTROL MEDICAL EXAM SERVICE             | 1,500.00                | -                   | -                              | 1,500.00              | 🟢 100.0% |
| 100-40-61660-41              | INSTRUCTOR SERVICES - CE                           | 250.00                  | -                   | -                              | 250.00                | 🟢 100.0% |
| 100-40-61980-42              | PPE CLOTHING MAINTENANCE & DECONTAMINATION         | 25,000.00               | 589.10              | 589.10                         | 24,410.90             | 🟢 97.6%  |
| 100-40-62200-47              | SCBA TESTING & CALIBRATION                         | 2,000.00                | -                   | -                              | 2,000.00              | 🟢 100.0% |
|                              | <b>Subtotal</b>                                    | 61,187.00               | 14,821.22           | 14,821.22                      | 46,365.78             | 🟡 75.8%  |
| <b>Training Services</b>     |  |                         |                     |                                |                       |          |
| 100-40-64020-41              | FIRE OPS / EMS OUTSIDE TRAINING                    | 5,200.00                | -                   | -                              | 5,200.00              | 🟢 100.0% |
| 100-40-64400-42              | HEALTH, SAFETY, & WELLNESS TRAINING & SUPPLIES     | 1,333.00                | -                   | -                              | 1,333.00              | 🟢 100.0% |
| 100-40-64420-41              | INTERN / RECRUIT ACADEMY & SUPPLIES                | -                       | -                   | -                              | -                     | 🟢 0.0%   |
| 100-40-64550-41              | OFFICER DEVELOPMENT TRAINING & SUPPLIES            | 14,500.00               | 6,760.00            | 6,760.00                       | 7,740.00              | 🟡 53.4%  |
|                              | <b>Subtotal</b>                                    | 21,033.00               | 6,760.00            | 6,760.00                       | 14,273.00             | 🟡 67.9%  |
|                              | <b>Emergency Services Operating Expense Total:</b> | 264,888.00              | 28,846.70           | 28,846.70                      | 236,041.30            | 🟢 89.1%  |
|                              | <b>TOTAL EMERGENCY SERVICES</b>                    | 7,844,727.00            | 608,339.58          | 1,144,457.64                   | 6,700,269.36          | 🟢 85.4%  |

### DIVISION 50: COMMUNITY SERVICES / FIRE PREVENTION

|                             |  |           |          |           |           |          |
|-----------------------------|--|-----------|----------|-----------|-----------|----------|
| <b>Wages</b>                |  |           |          |           |           |          |
| 100-50-50260-10             | COMMUNITY RISK REDUCTION SPECIALIST                      | 86,843.00 | 6,680.26 | 13,133.72 | 73,709.28 | 🟢 84.9%  |
|                             | <b>Subtotal</b>  | 86,843.00 | 6,680.26 | 13,133.72 | 73,709.28 | 🟢 84.9%  |
| <b>OT Wages</b>             |  |           |          |           |           |          |
| 100-50-52700-15             | PREVENTION / FIRE INVESTIGATION OVERTIME                 | -         | -        | -         | -         | 🟢 0.0%   |
| 100-50-52965-15             | SPECIAL PUBLIC EVENTS OT                                 | -         | -        | -         | -         | 🟢 0.0%   |
|                             | <b>Subtotal</b>  | -         | -        | -         | -         | 🟢 0.0%   |
|                             | <b>Community Services / Fire Prevention Wages Total:</b> | 86,843.00 | 6,680.26 | 13,133.72 | 73,709.28 | 🟢 84.9%  |
| <b>Operating Supplies</b>   |  |           |          |           |           |          |
| 100-50-55160-50             | FIRE CODE BOOKS & MANUALS                                | 800.00    | 190.08   | 190.08    | 609.92    | 🟡 76.2%  |
| 100-50-55180-15             | FIRE INVESTIGATION TOOLS & EQUIPMENT                     | -         | -        | -         | -         | 🟢 0.0%   |
| 100-50-55260-50             | FIRE PREVENTION TOOLS & EQUIPMENT                        | 200.00    | -        | -         | 200.00    | 🟢 100.0% |
| 100-50-55640-59             | MULTI MEDIA SOFTWARE LICENSES                            | 1,000.00  | -        | -         | 1,000.00  | 🟢 100.0% |
|                             | <b>Subtotal</b>  | 2,000.00  | 190.08   | 190.08    | 1,809.92  | 🟢 90.5%  |
| <b>Parts &amp; Supplies</b> |  |           |          |           |           |          |
| 100-50-56740-50             | FIRE PREVENTION SUPPLIES                                 | 400.00    | -        | -         | 400.00    | 🟢 100.0% |
| 100-50-57640-50             | SAFETY & EDUCATION PROMO MATERIALS                       | 2,600.00  | -        | -         | 2,600.00  | 🟢 100.0% |
|                             | <b>Subtotal</b>  | 3,000.00  | -        | -         | 3,000.00  | 🟢 100.0% |
| <b>Operating Services</b>   |  |           |          |           |           |          |
| 100-50-60150-50             | EMERGENCY EVENT SUPPLIES                                 | 1,500.00  | -        | -         | 1,500.00  | 🟢 100.0% |
| 100-50-60200-50             | SELF INSPECTION SUPPLIES                                 | 500.00    | -        | -         | 500.00    | 🟢 100.0% |
|                             | <b>Subtotal</b>  | 2,000.00  | -        | -         | 2,000.00  | 🟢 100.0% |



# Superstition Fire & Medical District

## Income Statement - Detail

For Fiscal: 2019-2020 Period Ending: 08/31/19

|  |  | Original<br>Total Budget | Current Month<br>Actual | YTD Actual Activity      | Forecasted<br>Remaining Budget | % Budget<br>Remaining |
|--|--|--------------------------|-------------------------|--------------------------|--------------------------------|-----------------------|
| <b>Professional Services</b>   |  |                          |                         |                          |                                |                       |
| 100-50-61370-50  | COMMUNITY RELATIONS PRINTED MATERIALS        | 1,500.00                 | -                       | -                        | 1,500.00                       | 🟢 100.0%              |
| 100-50-61380-50  | WATER SAFETY EVENTS                          | 300.00                   | -                       | -                        | 300.00                         | 🟢 100.0%              |
| 100-50-62010-08  | PRE-PLAN DEVELOPMENT                         | 4,000.00                 | -                       | -                        | 4,000.00                       | 🟢 100.0%              |
| 100-50-62080-50  | PROF OUTSIDE SVCS (GIS)                      | 8,000.00                 | -                       | 2,000.00                 | 6,000.00                       | 🔴 75.0%               |
|  | <b>Subtotal</b>                              | <b>13,800.00</b>         | <b>-</b>                | <b>2,000.00</b>          | <b>11,800.00</b>               | <b>🟢 85.5%</b>        |
| <b>Training Services</b>   |  |                          |                         |                          |                                |                       |
| 100-50-64240-15  | FIRE ARSON / INVESTIGATOR TRAINING           | 3,740.00                 | 696.20                  | 1,521.20                 | 2,218.80                       | 🔴 59.3%               |
| 100-50-64260-50  | COMMUNITY RISK REDUCTION SPECIALIST TRAINING | 1,500.00                 | 50.00                   | 50.00                    | 1,450.00                       | 🟢 96.7%               |
|  | <b>Subtotal</b>                              | <b>5,240.00</b>          | <b>746.20</b>           | <b>1,571.20</b>          | <b>3,668.80</b>                | <b>🔴 70.0%</b>        |
| <b>Community Services / Fire Prevention Operating Expense Total:</b> |  | <b>26,040.00</b>         | <b>936.28</b>           | <b>3,761.28</b>          | <b>22,278.72</b>               | <b>🟢 85.6%</b>        |
| <b>TOTAL COMMUNITY SERVICES / FIRE PREVENTION</b>                    |  | <b>112,883.00</b>        | <b>7,616.54</b>         | <b>16,895.00</b>         | <b>95,988.00</b>               | <b>🟢 85.0%</b>        |
| <b>GRAND TOTAL GENERAL FUND</b>                                      |  | <b>\$ 16,464,075.89</b>  | <b>\$ 1,169,561.42</b>  | <b>\$ 2,276,022.60</b>   | <b>\$ 14,188,053.29</b>        | <b>🟢 86.2%</b>        |
| <b>Net Financial Sources (Uses):</b>                                 |  | <b>\$ (1,694,850.89)</b> | <b>\$ (980,784.40)</b>  | <b>\$ (1,859,983.43)</b> | <b>\$ 165,132.54</b>           |                       |
| <b>Beginning Unrestricted Fund Balance July 1, 2019</b>              |  | <b>\$1,694,850.89</b>    |                         |                          |                                |                       |



# Superstition Fire & Medical District

## Income Statement - Detail

For Fiscal: 2019-2020 Period Ending: 08/31/19

|  |  | Original<br>Total Budget | Current Month<br>Actual | YTD Actual Activity  | Forecasted<br>Remaining Budget | % Budget<br>Remaining |
|--|--|--------------------------|-------------------------|----------------------|--------------------------------|-----------------------|
| <b>Fund: 150 - TRANSPORT SERVICES</b>                    |  |                          |                         |                      |                                |                       |
| <b>Revenue</b>   |  |                          |                         |                      |                                |                       |
| 150-10-42100-10  | ALS TRANSPORT REVENUE                          | 3,089,025.00             | 252,462.00              | 457,407.57           | 2,631,617.43                   | 85.2%                 |
| 150-10-42125-10  | TRANSPORT CUSTOMER REFUNDS                     | (30,841.00)              | (380.58)                | (934.91)             | (29,906.09)                    | 0.0%                  |
| 150-10-42180-10  | COLLECTIONS REVENUE                            | 14,000.00                | 241.71                  | 3,730.58             | 10,269.42                      | 73.4%                 |
| 150-10-45700-10  | INVESTMENT EARNINGS                            | 3,750.00                 | 407.22                  | 850.62               | 2,899.38                       | 0.0%                  |
| 150-10-45900-10  | OTHER INCOME                                   | -                        | (93.54)                 | (93.54)              | 93.54                          | 0.0%                  |
| 150-80-48020-02  | TRANSFER IN (200 FUND)                         | -                        | -                       | -                    | -                              | 0.0%                  |
| 150-80-48100-10  | TRANSFER OUT (200 FUND)                        | (25,000.00)              | -                       | -                    | (25,000.00)                    | 0.0%                  |
| <b>Revenue Total:</b>                                    |  | <b>\$ 3,050,934.00</b>   | <b>\$ 252,636.81</b>    | <b>\$ 460,960.32</b> | <b>\$ 2,589,973.68</b>         | <b>84.9%</b>          |
| <b>Expense</b>   |  |                          |                         |                      |                                |                       |
| <b>DIVISION 10: ADMINISTRATIVE SERVICES</b>              |  |                          |                         |                      |                                |                       |
| <b>Wages</b>   |  |                          |                         |                      |                                |                       |
| 150-10-50000-10  | FIRE CHIEF                                     | 13,480.00                | 1,036.92                | 2,073.88             | 11,406.12                      | 84.6%                 |
| 150-10-50010-10  | ADMIN SERVICES STAFF                           | 41,306.00                | 3,177.38                | 6,354.80             | 34,951.20                      | 84.6%                 |
| 150-10-52510-10  | WAGE ALLOWANCE (CELL PHONES)                   | 945.00                   | 72.69                   | 145.38               | 799.62                         | 84.6%                 |
| <b>Subtotal</b>  |  | <b>55,731.00</b>         | <b>4,286.99</b>         | <b>8,574.06</b>      | <b>47,156.94</b>               | <b>84.6%</b>          |
| <b>Employer Provided Benefits</b>                        |  |                          |                         |                      |                                |                       |
| 150-10-53710-10  | PENSION (PSPRS)                                | 18,261.00                | 1,404.69                | 2,809.40             | 15,451.60                      | 84.6%                 |
| 150-10-53760-10  | PENSION (ASRS)                                 | 151,813.00               | 11,950.70               | 24,205.06            | 127,607.94                     | 84.1%                 |
| 150-10-53770-10  | BENEFIT CONTRIBUTIONS                          | 316,348.00               | 23,785.96               | 47,269.92            | 269,078.08                     | 85.1%                 |
| 150-10-53810-10  | SOCIAL SECURITY                                | 81,157.00                | 6,407.53                | 12,973.87            | 68,183.13                      | 84.0%                 |
| 150-10-53830-10  | MEDICARE                                       | 20,612.00                | 1,624.21                | 3,285.55             | 17,326.45                      | 84.1%                 |
| 150-10-53860-10  | INDUSTRIAL INSURANCE                           | 23,702.00                | 75.23                   | 8,958.38             | 14,743.62                      | 62.2%                 |
| 150-10-53870-10  | INDUSTRIAL INSURANCE - VOLUNTEERS              | -                        | -                       | -                    | -                              | 0.0%                  |
| 150-10-53910-10  | MEDICAL INSURANCE                              | -                        | (728.10)                | 15,400.76            | (15,400.76)                    | 0.0%                  |
| 150-10-53920-10  | DENTAL INSURANCE                               | -                        | 155.34                  | 1,222.26             | (1,222.26)                     | 0.0%                  |
| 150-10-53930-10  | VISION INSURANCE                               | -                        | 5.12                    | 189.68               | (189.68)                       | 0.0%                  |
| 150-10-53940-10  | EMPLOYEE ASSISTANCE PROGRAM                    | 2,160.00                 | 215.04                  | 691.20               | 1,468.80                       | 68.0%                 |
| 150-10-53950-10  | LIFE INSURANCE                                 | 2,256.00                 | -                       | 496.00               | 1,760.00                       | 78.0%                 |
| 150-10-53965-10  | COBRA REIMBURSEMENT INCOME                     | -                        | -                       | -                    | -                              | 0.0%                  |
| 150-10-53990-10  | EARNED LEAVE BUYOUT (ELBO) PROGRAM             | 250.00                   | -                       | -                    | 250.00                         | 100.0%                |
| 150-10-53992-10  | EARNED LEAVE BUYOUT (ELBO) PROGRAM - FICA      | 19.00                    | -                       | -                    | 19.00                          | 100.0%                |
| 150-10-53997-10  | EARNED LEAVE SEPARATION (ELSP) PROGRAM         | -                        | 867.67                  | 867.67               | (867.67)                       | 0.0%                  |
| 150-10-53998-10  | EARNED LEAVE SEPARATION PROGRAM - FICA         | -                        | 66.37                   | 66.37                | (66.37)                        | 0.0%                  |
| <b>Subtotal</b>  |  | <b>616,578.00</b>        | <b>45,829.76</b>        | <b>118,436.12</b>    | <b>498,141.88</b>              | <b>80.8%</b>          |
| <b>Admin Services Compensation &amp; Benefits Total:</b> |  | <b>672,309.00</b>        | <b>50,116.75</b>        | <b>127,010.18</b>    | <b>545,298.82</b>              | <b>81.1%</b>          |
| <b>Equipment &amp; Machinery</b>                         |  |                          |                         |                      |                                |                       |
| 150-10-54040-08  | COMPUTER EQUIPMENT                             | 3,700.00                 | -                       | -                    | 3,700.00                       | 100.0%                |
| <b>Operating Supplies</b>                                |  |                          |                         |                      |                                |                       |
| 150-10-55060-08  | COMPUTER / PRINTER SUPPLIES & MAINTENANCE      | 4,000.00                 | -                       | -                    | 4,000.00                       | 100.0%                |
| <b>Parts &amp; Supplies</b>                              |  |                          |                         |                      |                                |                       |
| 150-10-55550-12  | OFFICE FURNITURE & EQUIPMENT, PARTS & SUPPLIES | 7,000.00                 | 1,488.04                | 1,488.04             | 5,511.96                       | 78.7%                 |
| 150-10-55670-50  | VOLUNTEER EXPENSES                             | 100.00                   | -                       | -                    | 100.00                         | 100.0%                |
| 150-10-56340-12  | CLEANING SUPPLIES                              | 6,100.00                 | 1,203.97                | 1,203.97             | 4,896.03                       | 80.3%                 |
| 150-10-56600-12  | FACILITY MAINTENANCE                           | 7,350.00                 | 503.33                  | 503.33               | 6,846.67                       | 93.2%                 |
| 150-10-56860-12  | FOOD / BEVERAGES                               | 200.00                   | -                       | -                    | 200.00                         | 100.0%                |
| 150-10-57100-12  | OFFICE SUPPLIES                                | 1,500.00                 | -                       | -                    | 1,500.00                       | 100.0%                |
| 150-10-57200-12  | POSTAGE / DELIVERY SERVICES                    | 1,500.00                 | -                       | -                    | 1,500.00                       | 100.0%                |
| 150-10-57440-12  | PROFESSIONAL PUBS / SUBSCRIPTIONS              | -                        | -                       | -                    | -                              | 0.0%                  |
| 150-10-57600-12  | HONOR GUARD                                    | 1,000.00                 | -                       | -                    | 1,000.00                       | 100.0%                |
| 150-10-57620-12  | REWARDS / RECOGNITION / FLOWER SUPPLIES        | 150.00                   | -                       | -                    | 150.00                         | 100.0%                |
| 150-10-57660-12  | PEER SUPPORT                                   | 100.00                   | -                       | -                    | 100.00                         | 100.0%                |
| 150-10-57680-12  | TS ID BADGES                                   | 200.00                   | -                       | -                    | 200.00                         | 100.0%                |
| 150-10-58000-12  | UNIFORMS (CIVILIAN)                            | 15,400.00                | -                       | 132.16               | 15,267.84                      | 99.1%                 |
| <b>Subtotal</b>  |  | <b>40,600.00</b>         | <b>3,195.34</b>         | <b>3,327.50</b>      | <b>37,272.50</b>               | <b>91.8%</b>          |
| <b>Facility Services</b>                                 |  |                          |                         |                      |                                |                       |
| 150-10-59000-12  | FACILITY RENT                                  | 6,000.00                 | 500.00                  | 1,000.00             | 5,000.00                       | 83.3%                 |
| 150-10-59020-12  | ELECTRICITY                                    | 35,416.00                | 5,054.57                | 5,580.93             | 29,835.07                      | 84.2%                 |
| 150-10-59040-12  | FACILITY PROJECTS                              | 18,000.00                | 1,590.08                | 1,893.42             | 16,106.58                      | 89.5%                 |
| 150-10-59060-12  | NATURAL GAS                                    | 3,380.00                 | 64.11                   | 106.41               | 3,273.59                       | 96.9%                 |
| 150-10-59100-08  | PHONE  | 7,953.00                 | 584.36                  | 1,159.55             | 6,793.45                       | 85.4%                 |
| 150-10-59160-12  | WATER SOFTENER SUPPLIES                        | 1,920.00                 | 301.88                  | 447.79               | 1,472.21                       | 76.7%                 |
| 150-10-59180-12  | SEWER / SEPTIC                                 | 2,236.00                 | 128.70                  | 128.70               | 2,107.30                       | 94.2%                 |
| 150-10-59200-12  | WATER  | 8,236.00                 | 585.71                  | 850.49               | 7,385.51                       | 89.7%                 |
| <b>Subtotal</b>  |  | <b>83,141.00</b>         | <b>8,809.41</b>         | <b>11,167.29</b>     | <b>71,973.71</b>               | <b>86.6%</b>          |



# Superstition Fire & Medical District Income Statement - Detail

For Fiscal: 2019-2020 Period Ending: 08/31/19

|  |   | Original<br>Total Budget | Current Month<br>Actual | YTD Actual Activity | Forecasted<br>Remaining Budget | % Budget<br>Remaining |
|--|---|--------------------------|-------------------------|---------------------|--------------------------------|-----------------------|
| <b>Operating Services</b>              |   |                          |                         |                     |                                |                       |
| 150-10-60180-08                        | COPIER MAINTENANCE & SUPPLIES                           | 2,000.00                 | 79.20                   | 237.60              | 1,762.40                       | 88.1%                 |
| 150-10-60230-12                        | DOCUMENT DISPOSAL SERVICES                              | 120.00                   | 18.33                   | 18.33               | 101.67                         | 84.7%                 |
| 150-10-60240-12                        | EXTERMINATING   | 1,300.00                 | 148.64                  | 148.64              | 1,151.36                       | 88.6%                 |
| 150-10-60310-08                        | INTERNET  | 36,000.00                | 2,459.16                | 4,918.32            | 31,081.68                      | 86.3%                 |
| 150-10-60580-12                        | LANDSCAPING   | 575.00                   | -                       | -                   | 575.00                         | 100.0%                |
| 150-10-60580-12                        | REFUSE COLLECTION                                       | 900.00                   | 100.82                  | 201.64              | 698.36                         | 77.6%                 |
| 150-10-60600-12                        | SECURITY & ALARM SYSTEMS                                | 2,730.00                 | 803.49                  | 803.49              | 1,926.51                       | 70.6%                 |
| 150-10-60620-08                        | INDIVIDUAL SOFTWARE LICENSING                           | 700.00                   | -                       | -                   | 700.00                         | 100.0%                |
| 150-10-60630-08                        | SYSTEM SERVER HOSTING                                   | 2,311.00                 | 137.59                  | 412.77              | 1,898.23                       | 82.1%                 |
| 150-10-60740-12                        | WATER & ICE (DRINKING)                                  | 3,900.00                 | 881.60                  | 881.60              | 3,018.40                       | 77.4%                 |
|  | <b>Subtotal</b>   | <b>50,536.00</b>         | <b>4,628.83</b>         | <b>7,622.39</b>     | <b>42,913.61</b>               | <b>84.9%</b>          |
| <b>Professional Services</b>           |   |                          |                         |                     |                                |                       |
| 150-10-61020-12                        | ADMIN MEDICAL DIR - CONTRACT                            | 15,000.00                | -                       | -                   | 15,000.00                      | 100.0%                |
| 150-10-61060-12                        | NEW HIRE HR ADVERTISING                                 | 100.00                   | -                       | -                   | 100.00                         | 100.0%                |
| 150-10-61100-12                        | BACKGROUND / CREDIT REPORTG                             | 1,000.00                 | 44.00                   | 103.00              | 897.00                         | 89.7%                 |
| 150-10-61160-08                        | CIS MAINT CONTRACT                                      | 2,500.00                 | -                       | -                   | 2,500.00                       | 100.0%                |
| 150-10-61170-08                        | CIS WEB HOSTING / DOMAIN CERTIFICATES                   | 1,000.00                 | 33.00                   | 66.00               | 934.00                         | 93.4%                 |
| 150-10-61250-12                        | FIRE CHIEF SEARCH CONTINGENCY                           | 10,000.00                | -                       | -                   | 10,000.00                      | 100.0%                |
| 150-10-61260-12                        | CPA AUDIT SERVICES                                      | 4,000.00                 | -                       | -                   | 4,000.00                       | 100.0%                |
| 150-10-61300-12                        | LABOR RELATIONS CONSULTING/CONFERENCES                  | 2,667.00                 | -                       | -                   | 2,667.00                       | 100.0%                |
| 150-10-61700-12                        | VEHICLE / PROPERTY / LIABILITY INS                      | 24,349.00                | 5,847.02                | 5,847.02            | 18,501.98                      | 76.0%                 |
| 150-10-61860-12                        | GOVERNING BOARD LEGAL SERVICES                          | 10,000.00                | -                       | -                   | 10,000.00                      | 100.0%                |
| 150-10-61880-12                        | HR / INVESTIGATION LEGAL SERVICES                       | -                        | -                       | -                   | -                              | 0.0%                  |
| 150-10-61920-12                        | MEDICAL EXAM SERVICES                                   | 350.00                   | -                       | -                   | 350.00                         | 100.0%                |
| 150-10-62020-12                        | PRINTING / PUBLISHING SERVICES                          | 800.00                   | 84.67                   | 84.67               | 715.33                         | 89.4%                 |
| 150-10-62060-12                        | PROFESSIONAL ORGS / MEMBERSHIP                          | 900.00                   | -                       | 891.67              | 8.33                           | 0.9%                  |
| 150-10-62105-08                        | GLOBAL SOFTWARE LICENSING                               | 23,000.00                | 4,456.99                | 4,456.99            | 18,543.01                      | 80.6%                 |
|  | <b>Subtotal</b>   | <b>95,666.00</b>         | <b>10,465.68</b>        | <b>11,449.35</b>    | <b>84,216.65</b>               | <b>88.0%</b>          |
| <b>Training Services</b>               |   |                          |                         |                     |                                |                       |
| 150-10-63000-10                        | ADMIN FEES, BONDS & LEASES                              | 350.00                   | -                       | -                   | 350.00                         | 100.0%                |
| 150-10-63140-10                        | INTEREST & FINANCE CHARGES                              | 7,500.00                 | -                       | -                   | 7,500.00                       | 100.0%                |
| 150-10-63150-10                        | FINANCIAL RESERVE                                       | 101,624.10               | -                       | -                   | 101,624.10                     | 100.0%                |
| 150-10-63200-10                        | BILLING & COLLECTIONS FEES                              | 152,469.00               | 10,030.87               | 10,355.89           | 142,113.11                     | 93.2%                 |
| 150-10-64020-12                        | ADMIN TRAINING / CONFERENCES                            | 600.00                   | -                       | -                   | 600.00                         | 100.0%                |
| 150-10-64040-12                        | BOARD OF DIRECTORS TRAINING                             | 100.00                   | -                       | -                   | 100.00                         | 100.0%                |
| 150-10-64060-12                        | COLLEGE TUITION REIMBURSEMENT                           | 6,715.00                 | 180.60                  | 180.60              | 6,534.40                       | 97.3%                 |
|  | <b>Subtotal</b>   | <b>269,358.10</b>        | <b>10,211.47</b>        | <b>10,536.49</b>    | <b>258,821.61</b>              | <b>96.1%</b>          |
|  | <b>Administrative Services Operating Expense Total:</b> | <b>547,001.10</b>        | <b>37,310.73</b>        | <b>44,103.02</b>    | <b>502,898.08</b>              | <b>91.9%</b>          |
|  | <b>TOTAL ADMINISTRATIVE SERVICES</b>                    | <b>1,219,310.10</b>      | <b>87,427.48</b>        | <b>171,113.20</b>   | <b>1,048,196.90</b>            | <b>86.0%</b>          |
| <b>DIVISION 20: TECHNICAL SERVICES</b> |   |                          |                         |                     |                                |                       |
| <b>Wages</b>                           |   |                          |                         |                     |                                |                       |
| 150-20-50020-10                        | FLEET & FACILITIES STAFF                                | 6,442.00                 | 1,523.02                | 3,542.28            | 2,899.72                       | 45.0%                 |
|  | <b>Technical Services Wages Total:</b>                  | <b>6,442.00</b>          | <b>1,523.02</b>         | <b>3,542.28</b>     | <b>2,899.72</b>                | <b>45.0%</b>          |
| <b>Equipment &amp; Machinery</b>       |   |                          |                         |                     |                                |                       |
| 150-20-54050-20                        | DIAGNOSTIC SOFTWARE                                     | 300.00                   | 86.22                   | 354.00              | (54.00)                        | -18.0%                |
| <b>Operating Supplies</b>              |   |                          |                         |                     |                                |                       |
| 150-20-55400-20                        | MECH EQUIPMENT, PARTS & SUPPLIES                        | 650.00                   | -                       | -                   | 650.00                         | 100.0%                |
| 150-20-55580-20                        | TIRES   | 12,000.00                | -                       | 1,266.80            | 10,733.20                      | 89.4%                 |
| 150-20-55620-20                        | VEHICLE PARTS   | 10,000.00                | 1,403.98                | 1,403.98            | 8,596.02                       | 86.0%                 |
|  | <b>Subtotal</b>   | <b>22,650.00</b>         | <b>1,403.98</b>         | <b>2,670.78</b>     | <b>19,979.22</b>               | <b>88.2%</b>          |
| <b>Parts &amp; Supplies</b>            |   |                          |                         |                     |                                |                       |
| 150-20-56800-20                        | FLUIDS (ANTIFREEZE, BRAKE, TRANSMISSION)                | 600.00                   | -                       | -                   | 600.00                         | 100.0%                |
| 150-20-56880-20                        | FUEL - DIESEL   | 24,200.00                | 2,643.93                | 2,732.40            | 21,467.60                      | 88.7%                 |
| 150-20-56900-20                        | FUEL - UNLEADED   | 1,600.00                 | 95.85                   | 95.85               | 1,504.15                       | 94.0%                 |
| 150-20-57060-20                        | MISCELLANEOUS SHOP SUPPLIES                             | 500.00                   | 197.99                  | 197.99              | 302.01                         | 60.4%                 |
| 150-20-57140-20                        | ENGINE OIL  | 2,000.00                 | -                       | -                   | 2,000.00                       | 100.0%                |
| 150-20-58120-20                        | UNIFORMS & TOWELS (TECH SRVS)                           | 377.00                   | 21.64                   | 21.64               | 355.36                         | 94.3%                 |
|  | <b>Subtotal</b>   | <b>29,277.00</b>         | <b>2,959.41</b>         | <b>3,047.88</b>     | <b>26,229.12</b>               | <b>89.6%</b>          |
| <b>Professional Services</b>           |   |                          |                         |                     |                                |                       |
| 150-20-61460-20                        | HAZARDOUS WASTE DISPOSAL                                | 190.00                   | -                       | -                   | 190.00                         | 100.0%                |
| 150-20-62140-20                        | REPAIR & MAINTENANCE - FLEET                            | 2,600.00                 | -                       | 250.00              | 2,350.00                       | 90.4%                 |
|  | <b>Subtotal</b>   | <b>2,790.00</b>          | <b>-</b>                | <b>250.00</b>       | <b>2,540.00</b>                | <b>91.0%</b>          |
| <b>Training Services</b>               |   |                          |                         |                     |                                |                       |
| 150-20-64470-20                        | FLEET SERVICES TRAINING                                 | 2,000.00                 | -                       | -                   | 2,000.00                       | 100.0%                |
|  | <b>Technical Services Operating Expense Total:</b>      | <b>57,017.00</b>         | <b>4,449.61</b>         | <b>6,322.66</b>     | <b>50,694.34</b>               | <b>88.9%</b>          |
|  | <b>TOTAL TECHNICAL SERVICES</b>                         | <b>63,459.00</b>         | <b>5,972.63</b>         | <b>9,864.94</b>     | <b>53,594.06</b>               | <b>84.5%</b>          |



# Superstition Fire & Medical District Income Statement - Detail

For Fiscal: 2019-2020 Period Ending: 08/31/19

|  |   | Original<br>Total Budget | Current Month<br>Actual | YTD Actual Activity | Forecasted<br>Remaining Budget | % Budget<br>Remaining                       |
|--|---|--------------------------|-------------------------|---------------------|--------------------------------|---|
| <b>DIVISION 30: COMMUNICATIONS SERVICES</b>        |   |                          |                         |                     |                                |   |
| <b>Operating Services</b>                          |   |                          |                         |                     |                                |   |
| 150-30-59080-15                                    | PHONE / E-911 COMMUNICATION CIRCUITS        | 2,375.00                 | 185.67                  | 371.34              | 2,003.66                       | <span style="color: green;">●</span> 84.4%  |
| 150-30-60020-15                                    | TOPAZ / G2 MAINTENANCE                      | 9,400.00                 | 7,018.33                | 7,018.33            | 2,381.67                       | <span style="color: red;">●</span> 25.3%    |
| 150-30-60340-08                                    | MCT MAINTENANCE                             | 6,723.00                 | -                       | -                   | 6,723.00                       | <span style="color: green;">●</span> 100.0% |
| 150-30-60350-08                                    | MOBILE DATA OPERATIONS                      | 8,000.00                 | 216.18                  | 216.18              | 7,783.82                       | <span style="color: green;">●</span> 97.3%  |
| 150-30-60560-15                                    | RADIO INFO SYSTEMS MAINTENANCE              | 1,250.00                 | -                       | -                   | 1,250.00                       | <span style="color: green;">●</span> 0.0%   |
|  | <b>Subtotal</b>                             | <b>27,748.00</b>         | <b>7,420.18</b>         | <b>7,605.85</b>     | <b>20,142.15</b>               | <span style="color: red;">●</span> 72.6%    |
| <b>Professional Services</b>                       |   |                          |                         |                     |                                |   |
| 150-30-61440-15                                    | DISPATCH SERVICES - MFMD                    | 145,996.00               | 11,394.60               | 11,394.60           | 134,601.40                     | <span style="color: green;">●</span> 92.2%  |
| <b>TOTAL COMMUNICATIONS SERVICES</b>               |   | <b>173,744.00</b>        | <b>18,814.78</b>        | <b>19,000.45</b>    | <b>154,743.55</b>              | <span style="color: green;">●</span> 89.1%  |
| <b>DIVISION 40: TRANSPORT SERVICES</b>             |   |                          |                         |                     |                                |   |
| <b>Wages</b>                                       |   |                          |                         |                     |                                |   |
| 150-40-50040-10                                    | ASSISTANT CHIEFS                            | 7,725.00                 | 594.23                  | 1,188.46            | 6,536.54                       | <span style="color: green;">●</span> 84.6%  |
| 150-40-50140-10                                    | CON OPERATIONS MANAGEMENT                   | 146,110.00               | 11,239.19               | 22,235.62           | 123,874.38                     | <span style="color: green;">●</span> 84.8%  |
| 150-40-51010-10                                    | BATTALION CHIEFS                            | 10,399.00                | 799.92                  | 1,599.88            | 8,799.12                       | <span style="color: green;">●</span> 84.6%  |
| 150-40-51030-10                                    | CAPTAINS                                    | 29,595.00                | 2,276.54                | 4,553.06            | 25,041.94                      | <span style="color: green;">●</span> 84.6%  |
| 150-40-51600-10                                    | PARAMEDIC (FULL TIME)                       | 560,244.00               | 40,571.14               | 82,978.56           | 477,265.44                     | <span style="color: green;">●</span> 85.2%  |
| 150-40-51650-10                                    | EMT (FULL TIME)                             | 459,314.00               | 34,341.81               | 66,099.78           | 393,214.22                     | <span style="color: green;">●</span> 85.6%  |
| 150-40-51700-10                                    | PARAMEDIC (PART TIME)                       | -                        | 952.00                  | 1,912.00            | (1,912.00)                     | <span style="color: red;">●</span> 0.0%     |
| 150-40-51750-10                                    | EMT (PART TIME)                             | -                        | 486.00                  | 972.00              | (972.00)                       | <span style="color: red;">●</span> 0.0%     |
| 150-40-51800-10                                    | SWORN COVERAGE - WAGES                      | -                        | 3,725.86                | 6,868.90            | (6,868.90)                     | <span style="color: red;">●</span> 0.0%     |
|  | <b>Subtotal</b>                             | <b>1,213,387.00</b>      | <b>94,986.69</b>        | <b>188,408.26</b>   | <b>1,024,978.74</b>            | <span style="color: green;">●</span> 84.5%  |
| <b>OT / Other Wages</b>                            |   |                          |                         |                     |                                |   |
| 150-40-52015-10                                    | INJURY WAGES                                | -                        | -                       | -                   | -                              | <span style="color: green;">●</span> 0.0%   |
| 150-40-52560-10                                    | HOLIDAY PAY                                 | 35,576.00                | -                       | 2,718.29            | 32,857.71                      | <span style="color: green;">●</span> 92.4%  |
| 150-40-52740-12                                    | REGULAR OVERTIME                            | 48,017.00                | 5,979.64                | 12,768.76           | 35,248.24                      | <span style="color: red;">●</span> 73.4%    |
| 150-40-52750-12                                    | SPECIAL OVERTIME                            | 300.00                   | -                       | -                   | 300.00                         | <span style="color: green;">●</span> 100.0% |
| 150-40-52800-12                                    | CONTRACTED SPECIAL EVENTS OVERTIME          | 1,000.00                 | -                       | -                   | 1,000.00                       | <span style="color: green;">●</span> 100.0% |
| 150-40-52850-47                                    | SCBA OVERTIME                               | 1,000.00                 | -                       | -                   | 1,000.00                       | <span style="color: green;">●</span> 100.0% |
| 150-40-53140-41                                    | EMS TRAINING OT                             | -                        | -                       | -                   | -                              | <span style="color: green;">●</span> 0.0%   |
| 150-40-53380-41                                    | NEW HIRE TRAINING                           | -                        | -                       | -                   | -                              | <span style="color: green;">●</span> 0.0%   |
|  | <b>Subtotal</b>                             | <b>85,893.00</b>         | <b>5,979.64</b>         | <b>15,487.05</b>    | <b>70,405.95</b>               | <span style="color: yellow;">●</span> 82.0% |
| <b>Transport Services Wages Total:</b>             |   | <b>1,299,280.00</b>      | <b>100,966.33</b>       | <b>203,895.31</b>   | <b>1,095,384.69</b>            | <span style="color: green;">●</span> 84.3%  |
| <b>Equipment &amp; Machinery</b>                   |   |                          |                         |                     |                                |   |
| 150-40-54000-10                                    | VEHICLE / EQUIPMENT LEASE PAYMENTS          | 175,148.00               | -                       | -                   | 175,148.00                     | <span style="color: green;">●</span> 100.0% |
| 150-40-54080-41                                    | EMS EQUIP & MACHINERY (ASSET)               | 2,000.00                 | -                       | -                   | 2,000.00                       | <span style="color: green;">●</span> 100.0% |
| 150-40-54300-42                                    | PHYSICAL FITNESS EQUIPMENT (ASSET)          | 667.00                   | -                       | -                   | 667.00                         | <span style="color: green;">●</span> 100.0% |
|  | <b>Subtotal</b>                             | <b>177,815.00</b>        | <b>-</b>                | <b>-</b>            | <b>177,815.00</b>              | <span style="color: green;">●</span> 100.0% |
| <b>Operating Supplies</b>                          |   |                          |                         |                     |                                |   |
| 150-40-55100-41                                    | EMS PARTS & SUPPLIES                        | 5,000.00                 | -                       | -                   | 5,000.00                       | <span style="color: green;">●</span> 100.0% |
| 150-40-55440-42                                    | PHYSICAL FITNESS TRAINING, TOOLS & SUPPLIES | 1,000.00                 | -                       | -                   | 1,000.00                       | <span style="color: green;">●</span> 100.0% |
| 150-40-56450-41                                    | EMS MEDICAL SUPPLIES                        | 180,000.00               | 8,245.11                | 17,281.47           | 162,718.53                     | <span style="color: green;">●</span> 90.4%  |
| 150-40-56460-41                                    | EMS MEDICATION RESTOCK SUPPLIES             | 25,000.00                | 1,377.21                | 1,378.21            | 23,621.79                      | <span style="color: green;">●</span> 94.5%  |
| 150-40-55480-42                                    | SAFETY EQUIPMENT, PARTS & SUPPLIES          | 300.00                   | -                       | -                   | 300.00                         | <span style="color: green;">●</span> 100.0% |
| 150-40-57000-41                                    | IMMUNIZATION CLINIC SUPPLIES                | 6,000.00                 | -                       | -                   | 6,000.00                       | <span style="color: green;">●</span> 100.0% |
| 150-40-57245-42                                    | PPE REPLACEMENT                             | 1,000.00                 | -                       | -                   | 1,000.00                       | <span style="color: green;">●</span> 100.0% |
|  | <b>Subtotal</b>                             | <b>218,300.00</b>        | <b>9,622.32</b>         | <b>18,659.68</b>    | <b>199,640.32</b>              | <span style="color: green;">●</span> 91.5%  |
| <b>Operating Services</b>                          |   |                          |                         |                     |                                |   |
| 150-40-60040-41                                    | BIO-HAZARD WASTE                            | 2,000.00                 | -                       | 279.91              | 1,720.09                       | <span style="color: green;">●</span> 86.0%  |
| 150-40-60700-12                                    | TOWEL & LINEN SERVICES                      | 2,500.00                 | 221.21                  | 221.21              | 2,278.79                       | <span style="color: green;">●</span> 91.2%  |
|  | <b>Subtotal</b>                             | <b>4,500.00</b>          | <b>221.21</b>           | <b>501.12</b>       | <b>3,998.88</b>                | <span style="color: green;">●</span> 88.9%  |
| <b>Professional Services</b>                       |   |                          |                         |                     |                                |   |
| 150-40-61120-12                                    | BAY DOOR MAINTENANCE                        | 2,600.00                 | -                       | -                   | 2,600.00                       | <span style="color: green;">●</span> 100.0% |
| 150-40-61530-41                                    | EMS CARDIAC MONITOR MAINT & SUPP            | 7,900.00                 | -                       | 7,922.76            | (22.76)                        | <span style="color: red;">●</span> -0.3%    |
| 150-40-61650-12                                    | INFECTION CONTROL MEDICAL EXAM SERVICE      | 1,000.00                 | -                       | -                   | 1,000.00                       | <span style="color: green;">●</span> 100.0% |
|  | <b>Subtotal</b>                             | <b>11,500.00</b>         | <b>-</b>                | <b>7,922.76</b>     | <b>3,577.24</b>                | <span style="color: red;">●</span> 31.1%    |
| <b>Training Services</b>                           |   |                          |                         |                     |                                |   |
| 150-40-64020-41                                    | EMS CONFERENCES / OUTSIDE TRAINING          | 500.00                   | -                       | -                   | 500.00                         | <span style="color: green;">●</span> 100.0% |
| 150-40-64400-42                                    | HEALTH, SAFETY, & WELLNESS TRNG & SUPPLIES  | 667.00                   | -                       | -                   | 667.00                         | <span style="color: green;">●</span> 100.0% |
|  | <b>Subtotal</b>                             | <b>1,167.00</b>          | <b>-</b>                | <b>-</b>            | <b>1,167.00</b>                | <span style="color: green;">●</span> 100.0% |
| <b>Transport Services Operating Expense Total:</b> |   | <b>413,282.00</b>        | <b>9,843.53</b>         | <b>27,083.56</b>    | <b>386,198.44</b>              | <span style="color: green;">●</span> 93.4%  |
| <b>TOTAL TRANSPORT OPERATIONS</b>                  |   | <b>1,712,562.00</b>      | <b>110,809.86</b>       | <b>230,978.87</b>   | <b>1,481,583.13</b>            | <span style="color: green;">●</span> 86.5%  |



# Superstition Fire & Medical District

## Income Statement - Detail

For Fiscal: 2019-2020 Period Ending: 08/31/19

|  |  | Original<br>Total Budget | Current Month<br>Actual | YTD Actual Activity  | Forecasted<br>Remaining Budget | % Budget<br>Remaining                              |
|--|--|--------------------------|-------------------------|----------------------|--------------------------------|--|
| <b>DIVISION 50: COMMUNITY SERVICES / FIRE PREVENTION</b> |  |                          |                         |                      |                                |  |
|  | <b>Parts &amp; Supplies</b>              |                          |                         |                      |                                |  |
| 150-50-56920-50  | SAFETY & EDUCATION PROMOTIONAL MATERIALS | 500.00                   | -                       | -                    | 500.00                         | 100.0% <span style="color: green;">●</span>        |
|  | <b>Professional Services</b>             |                          |                         |                      |                                |  |
| 150-50-61370-50  | COMMUNITY RELATIONS PRINTED MATERIALS    | 500.00                   | -                       | -                    | 500.00                         | 100.0% <span style="color: green;">●</span>        |
| <b>TOTAL COMMUNITY SERVICES / FIRE PREVENTION</b>        |  | <b>1,000.00</b>          | <b>-</b>                | <b>-</b>             | <b>1,000.00</b>                | <b>100.0%</b> <span style="color: green;">●</span> |
| <b>GRAND TOTAL TRANSPORT SERVICES FUND</b>               |  | <b>\$ 3,170,075.10</b>   | <b>\$ 223,024.75</b>    | <b>\$ 430,957.46</b> | <b>\$ 2,739,117.64</b>         | <b>86.4%</b> <span style="color: green;">●</span>  |
| <b>Net Financial Sources (Uses):</b>                     |  | <u>\$ (119,141.10)</u>   | <u>\$ 29,612.06</u>     | <u>\$ 30,002.86</u>  | <u>\$ (149,143.96)</u>         |  |
| <b>Beginning Unrestricted Fund Balance July 1, 2019</b>  |  | <u>\$ 119,141.10</u>     |                         |                      |                                |  |



# Superstition Fire & Medical District

## Income Statement - Detail

For Fiscal: 2019-2020 Period Ending: 08/31/19

|                                     |   | Original<br>Total Budget | Current Month<br>Actual | YTD Actual<br>Activity | Forecasted<br>Remaining Budget | % Budget<br>Remaining |
|-------------------------------------|---|--------------------------|-------------------------|------------------------|--------------------------------|-----------------------|
| <b>Fund: 200 - CAPITAL PROJECTS</b> |   |                          |                         |                        |                                |                       |
| <b>Revenue</b>                      |   |                          |                         |                        |                                |                       |
| <b>Direct Taxes</b>                 |   |                          |                         |                        |                                |                       |
| 200-10-41000-10                     | REAL & SECURED PROPERTY TAXES                         | 939,048.00               | 894.47                  | 3,861.41               | 935,186.59                     | 99.6%                 |
| 200-10-41050-10                     | UNSECURED PERS PROPERTY TAXES                         | 76,310.00                | 176.98                  | 544.22                 | 75,765.78                      | 99.3%                 |
| 200-10-41080-10                     | MARICOPA COUNTY PROPERTY TAXES                        | 1,085.00                 | -                       | -                      | 1,085.00                       | 100.0%                |
| 200-10-41200-10                     | SRP CONTRIBUTIONS                                     | 28,233.00                | -                       | -                      | 28,233.00                      | 100.0%                |
|                                     | <b>Subtotal</b>                                       | <b>\$ 1,044,676.00</b>   | <b>\$ 1,071.45</b>      | <b>\$ 4,405.63</b>     | <b>\$ 1,040,270.37</b>         | <b>99.6%</b>          |
| 200-10-45700-10                     | INVESTMENT EARNINGS                                   | 10,000.00                | 1,296.64                | 2,564.93               | 7,435.07                       | 74.4%                 |
| 200-10-45900-10                     | OTHER INCOME  | -                        | -                       | -                      | -                              | 0.0%                  |
| 200-80-48020-10                     | TRANSFER IN (150 FUND)                                | 25,000.00                | -                       | -                      | 25,000.00                      | 0.0%                  |
| 200-80-48100-10                     | TRANSFER OUT (150 FUND)                               | -                        | -                       | -                      | -                              | 0.0%                  |
| 200-80-48100-10                     | TRANSFER OUT (400 FUND)                               | -                        | -                       | -                      | -                              | 0.0%                  |
| 200-90-49500-15                     | DISTRICT EQUIPMENT SALES                              | -                        | -                       | -                      | -                              | 0.0%                  |
|                                     | <b>Revenue Total:</b>                                 | <b>\$ 1,079,676.00</b>   | <b>\$ 2,368.09</b>      | <b>\$ 6,970.56</b>     | <b>\$ 1,072,705.44</b>         | <b>99.4%</b>          |
| <b>Expense</b>                      |   |                          |                         |                        |                                |                       |
| 200-10-63000-10                     | ADMINISTRATIVE FEES                                   | -                        | -                       | -                      | -                              | 0.0%                  |
| 200-10-63150-10                     | FINANCIAL RESERVE                                     | 335,957.74               | -                       | -                      | 335,957.74                     | 100.0%                |
| 200-70-71002-25                     | BUILDINGS & SYSTEMS                                   | 65,839.00                | -                       | -                      | 65,839.00                      | 100.0%                |
| 200-70-72240-20                     | VEHICLES / GENERAL PURPOSE                            | 938,354.00               | -                       | -                      | 938,354.00                     | 100.0%                |
| 200-70-72340-20                     | APPARATUS EQUIPMENT                                   | 81,582.00                | -                       | -                      | 81,582.00                      | 0.0%                  |
| 200-70-72510-30                     | COMM MICROWAVE UPGRADE                                | 37,207.00                | 4,780.00                | 4,780.00               | 32,427.00                      | 87.2%                 |
| 200-70-52515-30                     | COMM SYSTEM SOFTWARE                                  | 10,000.00                | -                       | -                      | 10,000.00                      | 100.0%                |
| 200-70-72660-30                     | RADIO COMM EQUIP - PORTABLE                           | 32,575.00                | -                       | -                      | 32,575.00                      | 100.0%                |
| 200-70-72670-40                     | RADIO COMM EQUIP - WIRELESS                           | -                        | -                       | -                      | -                              | 0.0%                  |
| 200-70-72740-40                     | FIRE PROT EQUIP - SPECIALIZED                         | 40,000.00                | -                       | -                      | 40,000.00                      | 0.0%                  |
| 200-70-72765-47                     | SCBA EQUIPMENT  | 14,134.00                | -                       | -                      | 14,134.00                      | 0.0%                  |
| 200-70-72770-47                     | SCBA PACKS & BOTTLES                                  | 8,700.00                 | -                       | -                      | 8,700.00                       | 0.0%                  |
| 200-70-72800-40                     | THERMAL IMAGING CAMERAS                               | -                        | -                       | -                      | -                              | 0.0%                  |
| 200-70-73420-41                     | EMS CAPITAL EQUIPMENT                                 | 115,300.00               | -                       | -                      | 115,300.00                     | 100.0%                |
| 200-70-73515-15                     | COMPUTER EQUIPMENT                                    | 70,585.00                | -                       | -                      | 70,585.00                      | 100.0%                |
| 200-70-73520-15                     | COMPUTER SOFTWARE                                     | 32,020.00                | -                       | -                      | 32,020.00                      | 100.0%                |
| 200-70-73540-25                     | FACILITY EQUIPMENT                                    | 10,343.00                | -                       | -                      | 10,343.00                      | 0.0%                  |
| 200-70-73840-44                     | FITNESS EQUIPMENT                                     | -                        | -                       | -                      | -                              | 0.0%                  |
|                                     | <b>Expense Total:</b>                                 | <b>\$ 1,792,596.74</b>   | <b>\$ 4,780.00</b>      | <b>\$ 4,780.00</b>     | <b>\$ 1,787,816.74</b>         | <b>99.7%</b>          |
|                                     | <b>Net Financial Sources (Uses):</b>                  | <b>\$ (712,920.74)</b>   | <b>\$ (2,411.91)</b>    | <b>\$ 2,190.56</b>     | <b>\$ 325,159.07</b>           |                       |
|                                     | <b>Beginning Restricted Fund Balance July 1, 2019</b> | <b>\$ 712,920.74</b>     |                         |                        |                                |                       |



# Superstition Fire & Medical District

## Income Statement - Detail

For Fiscal: 2019-2020 Period Ending: 08/31/19

|   | Original<br>Total Budget             | Current Month Actual | YTD Actual<br>Activity | Forecasted<br>Remaining Budget | % Budget<br>Remaining |        |
|---|--------------------------------------|----------------------|------------------------|--------------------------------|-----------------------|--------|
| <b>Fund: 400 - SPECIAL REVENUE</b>                    |                                      |                      |                        |                                |                       |        |
| <b>Revenue</b>  |                                      |                      |                        |                                |                       |        |
| 400-10-45700-10                                       | INVESTMENT EARNINGS                  | 600.00               | 90.38                  | 176.56                         | 423.44                | 70.6%  |
| 400-10-46700-10                                       | GRANT - FIRE PREVENTION              | -                    | -                      | -                              | -                     | 0.0%   |
| 400-10-46750-10                                       | GRANT - FEMA (SHARE)                 | -                    | -                      | -                              | -                     | 0.0%   |
| 400-10-46750-10                                       | GRANT - OTHER                        | -                    | -                      | -                              | -                     | 0.0%   |
| 400-10-47020-41                                       | AED DONATIONS                        | 23,500.00            | 3,000.00               | 4,500.00                       | 19,000.00             | 80.9%  |
| 400-10-47100-41                                       | EMS CARDIAC DONATIONS                | 1,000.00             | -                      | -                              | 1,000.00              | 100.0% |
| 400-10-47110-41                                       | EMS EQUIPMENT DONATIONS              | -                    | -                      | -                              | -                     | 0.0%   |
| 400-10-47120-50                                       | FIRE PREVENTION / PUBLIC EDUCATION   | 1,000.00             | -                      | -                              | 1,000.00              | 100.0% |
| 400-10-47130-10                                       | GENERAL DONATIONS                    | 5,000.00             | -                      | -                              | 5,000.00              | 100.0% |
| 400-80-48020-02                                       | TRANSFER IN (200 Fund)               | -                    | -                      | -                              | -                     | 0.0%   |
| 400-80-48020-10                                       | TRANSFER IN (100 Fund)               | -                    | -                      | -                              | -                     | 0.0%   |
| 400-80-48100-10                                       | TRANSFER OUT (100 Fund)              | -                    | -                      | -                              | -                     | 0.0%   |
| <b>Revenue Total:</b>                                 | <b>\$ 31,100.00</b>                  | <b>\$ 3,090.38</b>   | <b>\$ 4,676.56</b>     | <b>\$ 26,423.44</b>            | <b>85.0%</b>          |        |
| <b>Expense</b>  |                                      |                      |                        |                                |                       |        |
| 400-10-63000-10                                       | ADMINISTRATIVE FEES                  | -                    | -                      | -                              | -                     | 0.0%   |
| 400-10-63610-10                                       | UNDESIGNATED INVESTMENT EARNINGS RES | 327.86               | -                      | -                              | 327.86                | 100.0% |
| 400-50-77250-50                                       | AED DONATIONS - EXPENDITURES         | 25,000.00            | 3,551.51               | 5,269.70                       | 19,730.30             | 78.9%  |
| 400-50-77260-50                                       | EMS EQUIPMENT DONATIONS              | -                    | -                      | -                              | -                     | 0.0%   |
| 400-50-77270-50                                       | FIRE PREVENTION / PUBLIC EDUCATION   | 250.00               | -                      | -                              | 250.00                | 100.0% |
| 400-50-77280-50                                       | GENERAL DONATIONS                    | 25,000.00            | 439.88                 | 439.88                         | 24,560.12             | 98.2%  |
| 400-70-77510-41                                       | EMS CARDIAC DONATIONS                | 28,960.00            | -                      | -                              | 28,960.00             | 100.0% |
| 400-70-78700-10                                       | GRANT - FIRE PREVENTION              | -                    | -                      | -                              | -                     | 0.0%   |
| 400-70-78800-10                                       | GRANT - OTHER                        | -                    | -                      | -                              | -                     | 0.0%   |
| 400-70-79440-10                                       | FEDERAL GRANT (FEDERAL SHARE)        | -                    | -                      | -                              | -                     | 0.0%   |
| <b>Expense Total:</b>                                 | <b>\$ 79,537.86</b>                  | <b>\$ 3,991.39</b>   | <b>\$ 5,709.58</b>     | <b>\$ 73,828.28</b>            | <b>92.8%</b>          |        |
| <b>Net Financial Sources (Uses):</b>                  | <b>\$ (48,437.86)</b>                | <b>\$ (901.01)</b>   | <b>\$ (1,033.02)</b>   | <b>\$ (47,404.84)</b>          |                       |        |
| <b>Beginning Restricted Fund Balance July 1, 2019</b> | <b>\$ 48,437.86</b>                  |                      |                        |                                |                       |        |





# Superstition Fire & Medical District

## Income Statement - Detail

For Fiscal: 2019-2020 Period Ending: 08/31/19

|  |   | Original<br>Total Budget | Current Month<br>Actual | YTD Actual<br>Activity | Forecasted<br>Remaining Budget | % Budget<br>Remaining |
|--|---|--------------------------|-------------------------|------------------------|--------------------------------|-----------------------|
| <b>Fund: 500 - DEBT RETIREMENT PRINCIPAL</b> |   |                          |                         |                        |                                |                       |
| <b>Revenue</b>                               |   |                          |                         |                        |                                |                       |
| 500-10-41000-10                              | REAL & SECURED PROPERTY TAXES                         | 469,524.00               | 546.67                  | 2,421.61               | 467,102.39                     | 99.5%                 |
| 500-10-41050-10                              | UNSECURED PERS PROPERTY TAXES                         | 38,155.00                | 122.16                  | 378.61                 | 37,776.39                      | 99.0%                 |
| 500-10-41200-10                              | SRP CONTRIBUTIONS                                     | 14,116.00                | -                       | -                      | 14,116.00                      | 100.0%                |
| 500-10-45700-10                              | INVESTMENT EARNINGS                                   | 10,000.00                | 967.09                  | 2,176.31               | 7,823.69                       | 78.2%                 |
|  | <b>Revenue Total:</b>                                 | <b>\$ 531,795.00</b>     | <b>\$ 1,635.92</b>      | <b>\$ 4,976.53</b>     | <b>\$ 526,818.47</b>           | <b>99.1%</b>          |
| <b>Expense</b>                               |   |                          |                         |                        |                                |                       |
| 500-10-63150-10                              | FINANCIAL RESERVE                                     | 215,692.27               | -                       | -                      | 215,692.27                     | 100.0%                |
| 500-60-70500-10                              | DEBT SERVICE EXPENDITURE - PRINCIPAL                  | 556,000.00               | -                       | -                      | 556,000.00                     | 100.0%                |
|  | <b>Expense Total:</b>                                 | <b>771,692.27</b>        | <b>-</b>                | <b>-</b>               | <b>\$ 771,692.27</b>           | <b>100.0%</b>         |
|  | <b>Net Financial Sources (Uses):</b>                  | <b>(239,897.27)</b>      | <b>\$ 1,635.92</b>      | <b>\$ 4,976.53</b>     | <b>\$ (244,873.80)</b>         |                       |
|  | <b>Beginning Restricted Fund Balance July 1, 2019</b> | <b>\$ 239,897.27</b>     |                         |                        |                                |                       |

|   |   | Original<br>Total Budget | Current Month<br>Actual | YTD Actual<br>Activity | Forecasted<br>Remaining Budget | % Budget<br>Remaining |
|---|---|--------------------------|-------------------------|------------------------|--------------------------------|-----------------------|
| <b>Fund: 600 - DEBT RETIREMENT INTEREST</b> |   |                          |                         |                        |                                |                       |
| <b>Revenue</b>                              |   |                          |                         |                        |                                |                       |
| 600-10-41000-10                             | REAL & SECURED PROPERTY TAXES                         | 169,029.00               | 90.74                   | 352.40                 | 168,676.60                     | 99.8%                 |
| 600-10-41050-10                             | UNSECURED PERS PROPERTY TAXES                         | 13,736.00                | 27.83                   | 102.64                 | 13,633.36                      | 99.3%                 |
| 600-10-41200-10                             | SRP CONTRIBUTIONS                                     | 5,082.00                 | -                       | -                      | 5,082.00                       | 100.0%                |
| 600-10-45700-10                             | INVESTMENT EARNINGS                                   | 1,500.00                 | 150.78                  | 335.91                 | 1,164.09                       | 77.6%                 |
|   | <b>Revenue Total:</b>                                 | <b>\$ 189,347.00</b>     | <b>\$ 269.35</b>        | <b>\$ 790.95</b>       | <b>\$ 188,556.05</b>           | <b>99.6%</b>          |
| <b>Expense</b>                              |   |                          |                         |                        |                                |                       |
| 600-10-63150-10                             | FINANCIAL RESERVE                                     | 92,022.23                | -                       | -                      | 92,022.23                      | 100.0%                |
| 600-60-70550-10                             | DEBT SERVICE EXPENDITURE - INTEREST                   | 139,122.80               | -                       | -                      | 139,122.80                     | 100.0%                |
|   | <b>Expense Total:</b>                                 | <b>\$ 231,145.03</b>     | <b>\$ -</b>             | <b>\$ -</b>            | <b>\$ 231,145.03</b>           | <b>100.0%</b>         |
|   | <b>Net Financial Sources (Uses):</b>                  | <b>\$ (41,798.03)</b>    | <b>\$ 269.35</b>        | <b>\$ 790.95</b>       | <b>\$ (42,588.98)</b>          |                       |
|   | <b>Beginning Restricted Fund Balance July 1, 2019</b> | <b>\$ 41,798.03</b>      |                         |                        |                                |                       |

# Superstition Fire & Medical District Monthly Pinal County Treasurer's Bank Account Reconciliation

## 100 General Fund

### Reconciliation References:

|    |   |
|----|---|
| BB | Previous month's bank ending balance / current month's bank beginning balance |
| A  | Interest Income   |
| B  | Current month's Pinal County real property tax receipts                       |
| C  | Current month's Pinal County personal property tax receipts                   |
| D  | Current month's FDAT receipts   |
| E  | Current month's Maricopa County tax receipts                                  |
| F  | Current month's deposits  |
| G  | Current month's Accounts Payable disbursements                                |
| H  | Current month's Payroll disbursements   |
| I  | Payroll wire service fees   |
| J  | Current month's bank ending balance   |
| K  | Accounts Payable checks outstanding at month-end                              |
| L  | Payroll checks outstanding at month-end                                       |
| M  | Current month's deposit's in transit  |
| N  | Current month's deposit's in transit  |
| O  | Payroll clearing account balance at month-end                                 |
| P  | Electronic / ACH clearing bank account balance at month-end                   |
| Q  | Cash Balance per G/L Balance Sheet  |
| R  | Chase MasterCard credit card payment – warrant #1102029094 (paid 8/14/19)     |



**Superstition Fire & Medical District  
General (Fund 100) Cash Reconciliation  
Fiscal Year 2019 - 2020  
8/31/2019**



|                     |          |  |  |                       |
|---------------------|----------|--|--|-----------------------|
| Book Balance as of: | 8/1/2019 |  |  | <u>(4,083,932.29)</u> |
|---------------------|----------|--|--|-----------------------|

B3

Activity During the Month

Journal Entries:

|                            |          |  |          |
|----------------------------|----------|--|----------|
| Interest Income (Expense): | 4,476.72 |  | 4,476.72 |
| Cash Receipts              |          |  |          |

(A)

|                        |            |            |
|------------------------|------------|------------|
| 2012 Real Estate Taxes |            | -          |
| 2013 Real Estate Taxes |            | -          |
| 2014 Real Estate Taxes |            | -          |
| 2015 Real Estate Taxes |            | -          |
| 2016 Real Estate Taxes |            | -          |
| 2017 Real Estate Taxes |            | 0.00       |
| 2018 Real Estate Taxes | 9,482.47   | 9,482.47   |
| 2019 Real Estate Taxes | 2,145.50   | 2,145.50   |
| 2009 Pers. Prop. Taxes |            | 0.00       |
| 2010 Pers. Prop. Taxes | 36.45      | 36.45      |
| 2011 Pers. Prop. Taxes | 35.93      | 35.93      |
| 2012 Pers. Prop. Taxes |            | 0.00       |
| 2013 Pers. Prop. Taxes | 8.50       | 8.50       |
| 2014 Pers. Prop. Taxes | 21.11      | 21.11      |
| 2015 Pers. Prop. Taxes | 42.00      | 42.00      |
| 2016 Pers. Prop. Taxes | 154.45     | 154.45     |
| 2017 Pers. Prop. Taxes | 151.36     | 151.36     |
| 2018 Pers. Prop. Taxes | 2,149.06   | 2,149.06   |
| SRP Contributions      |            | -          |
| FDAT                   | 158,738.63 | 158,738.63 |
| Maricopa County Taxes  | 31.95      | 31.95      |

(B)

(C)

(D)

(E)

|                  |          |  |          |
|------------------|----------|--|----------|
| Deposits         | 5,866.33 |  | 5,866.33 |
| Revenue Transfer |          |  | 0.00     |

Cash Disbursements

|                              |              |  |              |
|------------------------------|--------------|--|--------------|
| A) Accounts Payable Activity | (984,008.99) |  | (984,008.99) |
| B) Payroll Activity          | (850,717.82) |  | (850,717.82) |
| C) Payroll Wire Fees         | (50.00)      |  | (50.00)      |
| D) Stop Payment Fee          |              |  | -            |
| D) Transfer In / Out         |              |  | -            |
| D) Transfer In / Out         |              |  | -            |
| D) Transfer In / Out         |              |  | -            |
| E) Refund Interest           |              |  | 0.00         |

(G)

(H)

(I)

|                     |                       |  |                       |
|---------------------|-----------------------|--|-----------------------|
| <u>\$183,340.46</u> | <u>(1,834,776.81)</u> |  | <u>(5,735,368.64)</u> |
|---------------------|-----------------------|--|-----------------------|

Pinal County Bank Balance

|                            |           |                         |           |
|----------------------------|-----------|-------------------------|-----------|
| Ending Bank Balance as of: | 8/31/2019 | Balance from YTD Column | 29,581.76 |
|----------------------------|-----------|-------------------------|-----------|

(J)

Less: Line of Credit Advances

Less: Line of Credit Interest

Plus: Line of Credit Payments

Less: Outstanding Warrants

|         |              |  |              |
|---------|--------------|--|--------------|
| A/P     | (130,308.53) |  |              |
| Payroll | (88,472.55)  |  | (218,781.08) |

(K)

(L)

Plus: Deposit in book / not at bank

Less: Deposit in bank / not in book

|  |          |  |                     |
|--|----------|--|---------------------|
|  | 50.00    |  | 50.00               |
|  | (220.00) |  | (220.00)            |
|  |          |  | <u>(189,369.32)</u> |

(M)

(N)

Cash Balance in Payroll Clearing Account 100.00

Cash Balance in Electronic / ACH Clearing Account 220.00

Petty Cash 100.00

(188,949.32)

(O)

(P)

Prepared by: *[Signature]* 9/3/19

Reviewed by: *[Signature]* 9/3/19

Balance per B/S (188,949.32)

Difference 0.00

(Q)



Pinal County Treasurer

Monthly Statement

Date Range: 8/1/2019 to 8/31/2019

| Account           | Period  | YTD            |                                    |
|-------------------|---|----------------|------------------------------------|
| <b>6116421001</b> | <b>Superstition Fire &amp; Medical District</b> |                |                                    |
| Begin Balance:    | 1,480,285.02                                    | 2,323,341.02   |                                    |
| Income:           | 183,340.46                                      | 408,294.68     |                                    |
| LOC Advance:      | .00   | .00            |                                    |
| Expense:          | (1,634,043.72)                                  | (2,702,053.94) | LOC: .00                           |
| LOC Payments:     | .00   | .00            | Warrants Outstanding: (218,781.08) |
| Cash Balance:     | <b>(S)</b> 29,581.76                            | 29,581.76      | End: (189,199.32)                  |

Monthly Statement Summary

| Source Code       | Description                                     | MTDAmount                              | YTDAmount        |
|-------------------|---|--|------------------|
| <b>6116421001</b> | <b>Superstition Fire &amp; Medical District</b> | <b>Beginning Balance:</b> 1,480,285.02 | 2,323,341.02     |
| 11100.2015        | 2015 Real Estate Taxes                          | .00                                    | 2.54             |
| 11100.2016        | 2016 Real Estate Taxes                          | .00                                    | 2.43             |
| 11100.2017        | 2017 Real Estate Taxes                          | .00                                    | 2.43             |
| 11100.2018        | 2018 Real Estate Taxes                          | 9,482.47                               | 48,051.55        |
| 11100.2019        | 2019 Real Estate Taxes                          | 2,145.50                               | 2,145.50         |
| 12100.2010        | 2010 Personal Property Taxes                    | 36.45                                  | 36.45            |
| 12100.2011        | 2011 Personal Property Taxes                    | 35.93                                  | 40.31            |
| 12100.2012        | 2012 Personal Property Taxes                    | .00                                    | 40.76            |
| 12100.2013        | 2013 Personal Property Taxes                    | 8.50                                   | 54.97            |
| 12100.2014        | 2014 Personal Property Taxes                    | 21.11                                  | 185.69           |
| 12100.2015        | 2015 Personal Property Taxes                    | 42.00                                  | 131.90           |
| 12100.2016        | 2016 Personal Property Taxes                    | 154.45                                 | 593.97           |
| 12100.2017        | 2017 Personal Property Taxes                    | 151.36                                 | 1,150.55         |
| 12100.2018        | 2018 Personal Property Taxes                    | 2,149.06                               | 5,923.76         |
| 15130.0           | Contributions Fire Assistance                   | 158,738.63                             | 158,738.63       |
| 15150.0           | Maricopa County Tax Collection                  | 31.95                                  | 461.69           |
| 21100.40          | Wells Fargo Bank Investment Interest            | 13.72                                  | 43.24            |
| 21100.41          | Wells Fargo Repo Investment Interest            | 737.54                                 | 1,922.81         |
| 21100.43          | Wells Fargo Trust Investment Interest           | 39.82                                  | 93.33            |
| 21100.46          | Wells Fargo Investment Investment Interest      | 443.94                                 | 1,025.73         |
| 21100.55          | Multi-Bank Securities Investment Interest       | 809.21                                 | 809.21           |
| 21100.70          | Vining Sparks Investment Interest               | 2,244.76                               | 4,184.11         |
| 21100.80          | Stifel Nicolaus & Company Investment Interest   | 187.73                                 | 1,442.03         |
| 73160.0           | Deposits  | 5,866.33                               | 181,833.91       |
| 73750.0           | Revenue Transfer                                | .00                                    | (622.82)         |
| 90930.0           | Warrants Redeemed                               | (984,008.99)                           | (1,343,871.37)   |
| 91220.0           | Disbursed by County Treasurer                   | (649,984.73)                           | (1,358,082.57)   |
| 91280.0           | Outgoing Wire Fee                               | (40.00)                                | (80.00)          |
| 91290.0           | Outgoing Wire Surcharge                         | (10.00)                                | (20.00)          |
|                   | <b>Ending Balance:</b>                          | <b>29,581.76</b>                       | <b>29,581.76</b> |

Monthly Statement Detail

| Date   | Notes            | Doc # | Amount                                 | C/D |
|--|------------------|-------|--|-----|
| <b>6116421001 Superstition Fire &amp; Medical District</b> |                  |       | <b>Beginning Balance: 1,480,285.02</b> |     |
| 11100.2018 2018 Real Estate Taxes                          |                  |       | Source Code Total: 9,482.47            |     |
| 08/01  | Tax Distribution | 0     | 1,872.78                               | C   |
| 08/01  | Tax Distribution | 0     | 13.55                                  | C   |
| 08/01  | Tax Distribution | 0     | 225.31                                 | C   |
| 08/02  | Tax Distribution | 0     | 36.68                                  | C   |
| 08/02  | Tax Distribution | 0     | 14.08                                  | C   |



Pinal County Treasurer

Monthly Statement

Date Range: 8/1/2019 to 8/31/2019

|   |                  |   |                             |   |
|---|------------------|---|-----------------------------|---|
| 08/05                                   | Tax Distribution | 0 | 142.74                      | C |
| 08/05                                   | Tax Distribution | 0 | 180.16                      | C |
| 08/05                                   | Tax Distribution | 0 | 18.56                       | C |
| 08/06                                   | Tax Distribution | 0 | 2.03                        | C |
| 08/06                                   | Tax Distribution | 0 | 308.79                      | C |
| 08/07                                   | Tax Distribution | 0 | 114.79                      | C |
| 08/07                                   | Tax Distribution | 0 | 76.78                       | C |
| 08/08                                   | Tax Distribution | 0 | 18.86                       | C |
| 08/09                                   | Tax Distribution | 0 | 31.76                       | C |
| 08/09                                   | Tax Distribution | 0 | 3.35                        | C |
| 08/12                                   | Tax Distribution | 0 | 77.58                       | C |
| 08/12                                   | Tax Distribution | 0 | 197.80                      | C |
| 08/12                                   | Tax Distribution | 0 | 479.18                      | C |
| 08/13                                   | Tax Distribution | 0 | 3.35                        | C |
| 08/15                                   | Tax Distribution | 0 | 1.36                        | C |
| 08/15                                   | Tax Distribution | 0 | 328.41                      | C |
| 08/15                                   | Tax Distribution | 0 | 388.64                      | C |
| 08/16                                   | Tax Distribution | 0 | .06                         | C |
| 08/19                                   | Tax Distribution | 0 | 272.28                      | C |
| 08/19                                   | Tax Distribution | 0 | 982.12                      | C |
| 08/21                                   | Tax Distribution | 0 | 158.44                      | C |
| 08/22                                   | Tax Distribution | 0 | 161.72                      | C |
| 08/22                                   | Tax Distribution | 0 | 2.39                        | C |
| 08/22                                   | Tax Distribution | 0 | 410.67                      | C |
| 08/23                                   | Tax Distribution | 0 | 102.28                      | C |
| 08/26                                   | Tax Distribution | 0 | 77.12                       | C |
| 08/26                                   | Tax Distribution | 0 | 396.64                      | C |
| 08/27                                   | Tax Distribution | 0 | 45.85                       | C |
| 08/27                                   | Tax Distribution | 0 | 404.40                      | C |
| 08/28                                   | Tax Distribution | 0 | 969.60                      | C |
| 08/28                                   | Tax Distribution | 0 | 380.08                      | C |
| 08/29                                   | Tax Distribution | 0 | 19.32                       | C |
| 08/30                                   | Tax Distribution | 0 | 562.96                      | C |
| 11100.2019 2019 Real Estate Taxes       |                  |   | Source Code Total: 2,145.50 |   |
| 08/26                                   | Tax Distribution | 0 | 1.84                        | C |
| 08/27                                   | Tax Distribution | 0 | 41.91                       | C |
| 08/27                                   | Tax Distribution | 0 | 176.67                      | C |
| 08/28                                   | Tax Distribution | 0 | 603.62                      | C |
| 08/28                                   | Tax Distribution | 0 | 106.11                      | C |
| 08/29                                   | Tax Distribution | 0 | 179.31                      | C |
| 08/30                                   | Tax Distribution | 0 | 913.40                      | C |
| 08/30                                   | Tax Distribution | 0 | 122.64                      | C |
| 12100.2010 2010 Personal Property Taxes |                  |   | Source Code Total: 36.45    |   |
| 08/08                                   | Tax Distribution | 0 | 36.45                       | C |
| 12100.2011 2011 Personal Property Taxes |                  |   | Source Code Total: 35.93    |   |
| 08/14                                   | Tax Distribution | 0 | 35.93                       | C |
| 12100.2013 2013 Personal Property Taxes |                  |   | Source Code Total: 8.50     |   |
| 08/21                                   | Tax Distribution | 0 | 8.50                        | C |
| 12100.2014 2014 Personal Property Taxes |                  |   | Source Code Total: 21.11    |   |
| 08/07                                   | Tax Distribution | 0 | 11.92                       | C |
| 08/21                                   | Tax Distribution | 0 | 9.19                        | C |
| 12100.2015 2015 Personal Property Taxes |                  |   | Source Code Total: 42.00    |   |
| 08/15                                   | Tax Distribution | 0 | 6.65                        | C |
| 08/19                                   | Tax Distribution | 0 | 26.16                       | C |
| 08/21                                   | Tax Distribution | 0 | 9.19                        | C |
| 12100.2016 2016 Personal Property Taxes |                  |   | Source Code Total: 154.45   |   |
| 08/05                                   | Tax Distribution | 0 | 71.91                       | C |



Pinal County Treasurer

Monthly Statement

Date Range: 8/1/2019 to 8/31/2019

|   |                                       |   |                               |   |
|---|---------------------------------------|---|-------------------------------|---|
| 08/06                                   | Tax Distribution                      | 0 | 5.23                          | C |
| 08/19                                   | Tax Distribution                      | 0 | 49.56                         | C |
| 08/21                                   | Tax Distribution                      | 0 | 7.85                          | C |
| 08/21                                   | Tax Distribution                      | 0 | 9.35                          | C |
| 08/26                                   | Tax Distribution                      | 0 | 10.55                         | C |
| 12100.2017 2017 Personal Property Taxes |                                       |   | Source Code Total: 151.36     |   |
| 08/01                                   | Tax Distribution                      | 0 | 13.46                         | C |
| 08/05                                   | Tax Distribution                      | 0 | 7.60                          | C |
| 08/06                                   | Tax Distribution                      | 0 | 27.88                         | C |
| 08/14                                   | Tax Distribution                      | 0 | 2.26                          | C |
| 08/19                                   | Tax Distribution                      | 0 | 37.81                         | C |
| 08/21                                   | Tax Distribution                      | 0 | 9.35                          | C |
| 08/26                                   | Tax Distribution                      | 0 | 20.30                         | C |
| 08/28                                   | Tax Distribution                      | 0 | 10.26                         | C |
| 08/30                                   | Tax Distribution                      | 0 | 22.44                         | C |
| 12100.2018 2018 Personal Property Taxes |                                       |   | Source Code Total: 2,149.06   |   |
| 08/02                                   | Tax Distribution                      | 0 | 144.90                        | C |
| 08/05                                   | Tax Distribution                      | 0 | 44.92                         | C |
| 08/05                                   | Tax Distribution                      | 0 | 5.40                          | C |
| 08/06                                   | Tax Distribution                      | 0 | 51.57                         | C |
| 08/06                                   | Tax Distribution                      | 0 | 58.00                         | C |
| 08/06                                   | Tax Distribution                      | 0 | 71.57                         | C |
| 08/07                                   | Tax Distribution                      | 0 | 58.39                         | C |
| 08/08                                   | Tax Distribution                      | 0 | 17.29                         | C |
| 08/08                                   | Tax Distribution                      | 0 | 19.54                         | C |
| 08/09                                   | Tax Distribution                      | 0 | 1.33                          | C |
| 08/09                                   | Tax Distribution                      | 0 | 39.88                         | C |
| 08/12                                   | Tax Distribution                      | 0 | 2.36                          | C |
| 08/12                                   | Tax Distribution                      | 0 | 29.81                         | C |
| 08/13                                   | Tax Distribution                      | 0 | 66.97                         | C |
| 08/14                                   | Tax Distribution                      | 0 | 83.49                         | C |
| 08/14                                   | Tax Distribution                      | 0 | 33.54                         | C |
| 08/15                                   | Tax Distribution                      | 0 | 8.56                          | C |
| 08/15                                   | Tax Distribution                      | 0 | 98.67                         | C |
| 08/16                                   | Tax Distribution                      | 0 | 20.48                         | C |
| 08/16                                   | Tax Distribution                      | 0 | 47.79                         | C |
| 08/19                                   | Tax Distribution                      | 0 | 19.86                         | C |
| 08/19                                   | Tax Distribution                      | 0 | 14.74                         | C |
| 08/21                                   | Tax Distribution                      | 0 | 5.04                          | C |
| 08/21                                   | Tax Distribution                      | 0 | 9.36                          | C |
| 08/21                                   | Tax Distribution                      | 0 | 16.66                         | C |
| 08/22                                   | Tax Distribution                      | 0 | 48.86                         | C |
| 08/22                                   | Tax Distribution                      | 0 | 27.69                         | C |
| 08/23                                   | Tax Distribution                      | 0 | 583.28                        | C |
| 08/23                                   | Tax Distribution                      | 0 | 39.88                         | C |
| 08/27                                   | Tax Distribution                      | 0 | 195.02                        | C |
| 08/27                                   | Tax Distribution                      | 0 | 12.73                         | C |
| 08/28                                   | Tax Distribution                      | 0 | 98.82                         | C |
| 08/28                                   | Tax Distribution                      | 0 | 7.58                          | C |
| 08/30                                   | Tax Distribution                      | 0 | 125.21                        | C |
| 08/30                                   | Tax Distribution                      | 0 | 39.87                         | C |
| 15130.0 Contributions Fire Assistance   |                                       |   | Source Code Total: 158,738.63 |   |
| 08/22                                   | Fire District Assistance Tax 0.258100 | 0 | 158,486.08                    | C |
| 08/23                                   | Fire District Assistance Tax 0.258100 | 0 | 75.11                         | C |
| 08/26                                   | Fire District Assistance Tax 0.258100 | 0 | 22.85                         | C |
| 08/27                                   | Fire District Assistance Tax 0.258100 | 0 | 38.53                         | C |
| 08/28                                   | Fire District Assistance Tax 0.258100 | 0 | 35.11                         | C |



Pinal County Treasurer

Monthly Statement

Date Range: 8/1/2019 to 8/31/2019

|  |  |   |                    |          |
|--|--|---|--------------------|----------|
| 08/29  | Fire District Assistance Tax 0.258100              | 0 | 27.51              | C        |
| 08/30  | Fire District Assistance Tax 0.258100              | 0 | 53.44              | C        |
| 15150.0 Maricopa County Tax Collection                 |  |   | Source Code Total: | 31.95    |
| 08/15  | Superstition Fire Proceeds from Maricopa Co Wired  | 0 | 31.95              | C        |
| 21100.40 Wells Fargo Bank Investment Interest          |  |   | Source Code Total: | 13.72    |
| 08/01  | Investment Interest                                | 0 | 13.72              | C        |
| 21100.41 Wells Fargo Repo Investment Interest          |  |   | Source Code Total: | 737.54   |
| 08/01  | Investment Interest                                | 0 | 737.54             | C        |
| 21100.43 Wells Fargo Trust Investment Interest         |  |   | Source Code Total: | 39.82    |
| 08/02  | Investment Interest                                | 0 | 39.82              | C        |
| 21100.46 Wells Fargo Investment Investment Interest    |  |   | Source Code Total: | 443.94   |
| 08/26  | Investment Interest                                | 0 | 254.72             | C        |
| 08/26  | Investment Interest                                | 0 | 189.22             | C        |
| 21100.55 Multi-Bank Securities Investment Interest     |  |   | Source Code Total: | 809.21   |
| 08/01  | Investment Interest                                | 0 | 506.40             | C        |
| 08/02  | Investment Interest                                | 0 | 14.84              | C        |
| 08/15  | Investment Interest                                | 0 | 287.97             | C        |
| 21100.70 Vining Sparks Investment Interest             |  |   | Source Code Total: | 2,244.76 |
| 08/08  | Investment Interest                                | 0 | 486.06             | C        |
| 08/12  | Investment Interest                                | 0 | 309.57             | C        |
| 08/19  | Investment Interest                                | 0 | 367.39             | C        |
| 08/22  | Investment Interest                                | 0 | 221.04             | C        |
| 08/26  | Investment Interest                                | 0 | 480.33             | C        |
| 08/26  | Investment Interest                                | 0 | 380.37             | C        |
| 21100.80 Stifel Nicolaus & Company Investment Interest |  |   | Source Code Total: | 187.73   |
| 08/28  | Investment Interest                                | 0 | 187.73             | C        |
| 73160.0 Deposits                                       |  |   | Source Code Total: | 5,866.33 |
| 08/07  | 100.10.42500.50 WJJ Properties/inv 5407/ck 1085    | 0 | 20.00              | C ✓      |
| 08/07  | 100.10.42500.50 WE ELL/inv 5403/ck 3130            | 0 | 20.00              | C ✓      |
| 08/07  | 100.10.42500.50 LuckyBob's/inv 5404/ck 14381       | 0 | 20.00              | C ✓      |
| 08/07  | 100.10.42600.15 EvansDove&Nelson/inv 5400/30934    | 0 | 20.00              | C ✓      |
| 08/07  | 100.10.42700.50 Shoppers/inv 5371/ck 6037          | 0 | 100.00             | C ✓      |
| 08/07  | 100.10.42700.50 KFC/inv 5394/ck 17631              | 0 | 200.00             | C ✓      |
| 08/07  | 100.10.53965.10 D Montgomery/inv 5345/ck 7688      | 0 | 545.84             | C ✓      |
| 08/07  | 100.10.53965.10 P Bourgeois/inv 5347/ck 114        | 0 | 1,271.58           | C ✓      |
| 08/07  | 100.10.53965.10 PSPRS/inv 5349/ck 209892           | 0 | 813.51             | C ✓      |
| 08/07  | 100.10.53965.10 J Kevin/inv 5409/ck 629007578      | 0 | 276.10             | C ✓      |
| 08/08  | WIRED MONEY TO GENERAL FUND                        | 0 | 360.00             | C ✓      |
| 08/15  | WIRED MONEY TO GENERAL FUND                        | 0 | 120.00             | C ✓      |
| 08/21  | 100.10.42500.50 Axxess Financial/5437/1000100189   | 0 | 20.00              | C ✓      |
| 08/21  | 100.10.42500.50 L Celis-Salon Sassy/inv 5448/2896  | 0 | 20.00              | C ✓      |
| 08/21  | 100.20.62140.20 McNeil&Co/inv 5429/ck 111262       | 0 | 202.00             | C ✓      |
| 08/21  | 100.10.53965.10 P Gallagher/Inv 5408/ck 1996       | 0 | 284.61             | C ✓      |
| 08/21  | 100.10.53965.10 ASRS/inv 5412/ck 16433             | 0 | 135.00             | C ✓      |
| 08/21  | 100.10.42200.41 Antenna Sites/inv 5425/ck 20079    | 0 | 697.69             | C ✓      |
| 08/21  | 100.10.42600.15 Lerner & Rowe/inv 5440/ck 120044   | 0 | 20.00              | C ✓      |
| 08/21  | 100.10.42600.15 Lerner & Rowe/inv 5441/ck 120410   | 0 | 20.00              | C ✓      |
| 08/21  | 100.10.42600.15 LO of S Halverson/inv 5442/ck 8081 | 0 | 20.00              | C ✓      |
| 08/21  | 100.10.42600.15 Hastings&Hastings/inv 5421/ 50749  | 0 | 20.00              | C ✓      |
| 08/21  | 100.10.42500.50 Linkster-Super Laundry/5445/5128   | 0 | 20.00              | C ✓      |
| 08/21  | 100.10.42500.50 JLL-Bank of A/inv 5443/ck 681878   | 0 | 20.00              | C ✓      |
| 08/21  | 100.10.42500.50 Apache Trail Ins/inv 5446/ck 1688  | 0 | 20.00              | C ✓      |
| 08/21  | 100.10.42500.50 Rving Women/inv 5444/ck 4073       | 0 | 20.00              | C ✓      |
| 08/21  | 100.10.42500.50 GC Nails/inv 5416/ck 1198          | 0 | 20.00              | C ✓      |
| 08/21  | 100.10.42500.50 Chase Bank/inv 5365/ck 574756      | 0 | 20.00              | C ✓      |
| 08/21  | 100.10.42500.50                                    | 0 | 20.00              | C ✓      |
| 08/21  | 100.10.42500.50 Mosiac Style/Inv 5423/ck 1095      | 0 | 20.00              | C ✓      |



Pinal County Treasurer

Monthly Statement

Date Range: 8/1/2019 to 8/31/2019

|                                       |  |   |                                 |   |   |
|---------------------------------------|--|---|---------------------------------|---|---|
| 08/21                                 | 100.10.42500.50 Gloria's Beauty/inv 5430/ck 7895   | 0 | 20.00                           | C | ✓ |
| 08/21                                 | 100.10.42500.50 Hope's Boarding/inv 5431/ck 2189   | 0 | 20.00                           | C | ✓ |
| 08/21                                 | 100.10.42500.50 Charming Nails/inv 5432/ck 6286    | 0 | 20.00                           | C | ✓ |
| 08/21                                 | 100.10.42500.50 Skin Therapy/inv 5433/ck 6508      | 0 | 20.00                           | C | ✓ |
| 08/21                                 | 100.10.42500.50 MOMO Bowl/ing 5434/ck 1170         | 0 | 20.00                           | C | ✓ |
| 08/21                                 | 100.10.42500.50 AJ Chamber/inv 5435/ck 4869        | 0 | 20.00                           | C | ✓ |
| 08/21                                 | 100.10.42500.50 Sprsttn Golf Carts/inv 5436/ck 170 | 0 | 40.00                           | C | ✓ |
| 08/22                                 | WIRED MONEY TO GENERAL FUND                        | 0 | 40.00                           | C | ✓ |
| 08/28                                 | 100.10.42500.50 Apache Storage/inv 5454/ck 1061    | 0 | 20.00                           | C | ✓ |
| 08/28                                 | 100.10.42500.50 TheResolutionGroup/inv 5462/ck 409 | 0 | 20.00                           | C | ✓ |
| 08/28                                 | 100.10.42500.50 EV Ins Agency/inv 5453/ck 1285     | 0 | 20.00                           | C | ✓ |
| 08/28                                 | 100.10.42500.50 CHayes-Nizhoni Spa/inv 5461/ck 372 | 0 | 20.00                           | C | ✓ |
| 08/29                                 | WIRED MONEY TO GENERAL FUND                        | 0 | 220.00                          | C | ✓ |
| 90930.0 Warrants Redeemed             |  |   | Source Code Total: (984,008.99) |   |   |
| 08/01                                 | Paid Warrants                                      | 0 | (6,587.42)                      | D |   |
| 08/02                                 | Paid Warrants                                      | 0 | (5,148.81)                      | D |   |
| 08/05                                 | Paid Warrants                                      | 0 | (254.47)                        | D |   |
| 08/06                                 | Paid Warrants                                      | 0 | (8,743.28)                      | D |   |
| 08/09                                 | Paid Warrants                                      | 0 | (286.66)                        | D |   |
| 08/12                                 | Paid Warrants                                      | 0 | (457,104.20)                    | D |   |
| 08/13                                 | Paid Warrants                                      | 0 | (7,921.75)                      | D |   |
| 08/14                                 | Paid Warrants                                      | 0 | (29,881.94)                     | D |   |
| 08/15                                 | Paid Warrants                                      | 0 | (60,510.75)                     | D |   |
| 08/16                                 | Paid Warrants                                      | 0 | (7,356.61)                      | D |   |
| 08/19                                 | Paid Warrants                                      | 0 | (4,517.35)                      | D |   |
| 08/20                                 | Paid Warrants                                      | 0 | (5,340.56)                      | D |   |
| 08/21                                 | Paid Warrants                                      | 0 | (8,290.18)                      | D |   |
| 08/22                                 | Paid Warrants                                      | 0 | (873.56)                        | D |   |
| 08/26                                 | Paid Warrants                                      | 0 | (107,188.61)                    | D |   |
| 08/27                                 | Paid Warrants                                      | 0 | (27,699.50)                     | D |   |
| 08/28                                 | Paid Warrants                                      | 0 | (47,894.64)                     | D |   |
| 08/29                                 | Paid Warrants                                      | 0 | (183,931.74)                    | D |   |
| 08/30                                 | Paid Warrants                                      | 0 | (14,476.96)                     | D |   |
| 91220.0 Disbursed by County Treasurer |  |   | Source Code Total: (649,984.73) |   |   |
| 08/08                                 | Fire Employees Payroll Direct Deposit              | 0 | (221,331.56)                    | D |   |
| 08/08                                 | Fire District Federal & State P/R Taxes            | 0 | (48,636.04)                     | D |   |
| 08/08                                 | Fire District 457, union dues, pac                 | 0 | (53,334.41)                     | D |   |
| 08/21                                 | Fire Employees Payroll Direct Deposit              | 0 | (224,576.09)                    | D |   |
| 08/21                                 | Fire District Federal & State P/R Taxes            | 0 | (49,493.22)                     | D |   |
| 08/21                                 | Fire District 457, union dues, pac                 | 0 | (52,613.41)                     | D |   |
| 91280.0 Outgoing Wire Fee             |  |   | Source Code Total: (40.00)      |   |   |
| 08/08                                 | Wire Transfer Chg P/R                              | 0 | (20.00)                         | D |   |
| 08/21                                 | Wire Transfer Chg P/R                              | 0 | (20.00)                         | D |   |
| 91290.0 Outgoing Wire Surcharge       |  |   | Source Code Total: (10.00)      |   |   |
| 08/08                                 | Wire Transfer Chg P/R                              | 0 | (5.00)                          | D |   |
| 08/21                                 | Wire Transfer Chg P/R                              | 0 | (5.00)                          | D |   |

6116421001 Superstition Fire & Medical District **Ending Balance: 29,581.76**

**Warrant Detail**

| Payee Name   | Warrant    | Amount   | Issue Dt | Status Dt | Voucher                      |
|--|------------|----------|----------|-----------|------------------------------|
| <b>6116421001 Superstition Fire &amp; Medical District</b> |            |          |          |           |                              |
|  |            |          |          |           | Account Total: 1,202,790.07  |
| Fund: 1102   |            |          |          |           | Fund Total: 349,441.21       |
| Status: OUTS   |            |          |          |           | Status Total: 130,308.53 (B) |
| PINAL COUNTY COMMUNITY COLLEGE                             | 1102028922 | 6,642.50 | 06/12/19 | 06/12/19  |                              |
| APACHE JUNCTION UNIFIED                                    | 1102029018 | 4,551.24 | 07/17/19 | 07/17/19  |                              |
| GEOF SHIVELY   | 1102029045 | 110.00   | 07/24/19 | 07/24/19  |                              |





Pinal County Treasurer

Monthly Statement

Date Range: 8/1/2019 to 8/31/2019

|                                 |            |           |          |                          |
|---------------------------------|------------|-----------|----------|--------------------------|
| NAPA AUTO PARTS                 | 1102029073 | 751.53    | 08/07/19 | 08/07/19                 |
| PAUL PERKINS                    | 1102029074 | 270.24    | 08/07/19 | 08/07/19                 |
| AFLAC                           | 1102029104 | 4,883.98  | 08/21/19 | 08/21/19                 |
| BRYAN HEUN                      | 1102029113 | 1,866.00  | 08/21/19 | 08/21/19                 |
| KANSAS STATE BANK OF MANHATTAN  | 1102029116 | 158.41    | 08/21/19 | 08/21/19                 |
| PHOENIX TECHNOLOGY SOLUTIONS    | 1102029120 | 66.00     | 08/21/19 | 08/21/19                 |
| AA COOLING AND HEATING LLC      | 1102029125 | 506.66    | 08/28/19 | 08/28/19                 |
| AETNA BEHAVIORAL HEALTH, LLC    | 1102029126 | 806.40    | 08/28/19 | 08/28/19                 |
| APACHE JUNCTION UNIFIED         | 1102029127 | 7,155.12  | 08/28/19 | 08/28/19                 |
| WATER UTILITIES COMM FD DBA     | 1102029128 | 81.41     | 08/28/19 | 08/28/19                 |
| ARIZONA PPE RECON, INC.         | 1102029129 | 200.00    | 08/28/19 | 08/28/19                 |
| ACROSS THE STREET PRODUCTIONS   | 1102029130 | 6,760.00  | 08/28/19 | 08/28/19                 |
| BARTZ, KELLY                    | 1102029131 | 15.95     | 08/28/19 | 08/28/19                 |
| CITY OF MESA                    | 1102029132 | 9,108.12  | 08/28/19 | 08/28/19                 |
| DELTA DENTAL OF ARIZONA         | 1102029133 | 5,399.40  | 08/28/19 | 08/28/19                 |
| DELTA DENTAL INSURANCE COMPANY  | 1102029134 | 353.24    | 08/28/19 | 08/28/19                 |
| FIRST CHOICE AUTO GLASS, INC.   | 1102029135 | 236.84    | 08/28/19 | 08/28/19                 |
| GALLOWAY ASSET MANAGEMENT, LLC  | 1102029136 | 800.00    | 08/28/19 | 08/28/19                 |
| GORDAN-DARBY ARIZONA TESTING    | 1102029137 | 904.00    | 08/28/19 | 08/28/19                 |
| MESA DISCOUNT, INC              | 1102029138 | 1,488.04  | 08/28/19 | 08/28/19                 |
| MOTOROLA SOLUTIONS, INC         | 1102029139 | 1,477.47  | 08/28/19 | 08/28/19                 |
| MUNICIPAL EMERGENCY SERV. INC.  | 1102029140 | 406.92    | 08/28/19 | 08/28/19                 |
| NAPA AUTO PARTS                 | 1102029141 | 746.91    | 08/28/19 | 08/28/19                 |
| DON SANDERSON FORD, INC         | 1102029142 | 1,360.03  | 08/28/19 | 08/28/19                 |
| SUPERSTITION SAFETY SERV. LLC   | 1102029143 | 99.01     | 08/28/19 | 08/28/19                 |
| UNITED HEALTHCARE INSURANCE CO  | 1102029144 | 72,305.52 | 08/28/19 | 08/28/19                 |
| VISION SERVICE PLAN             | 1102029145 | 797.59    | 08/28/19 | 08/28/19                 |
| Status: PAID                    |            |           |          | Status Total: 219,132.68 |
| TOSHIBA BUSINESS SOLUTIONS, INC | 1102028972 | 170.90    | 06/26/19 | 08/26/19                 |
| APACHE JUNCTION UNIFIED         | 1102028974 | 2,420.00  | 06/28/19 | 08/13/19                 |
| WELLS FARGO BARNK, N.A.         | 1102028994 | 531.93    | 06/28/19 | 08/14/19                 |
| GEOF SHIVELY                    | 1102029012 | 1,350.00  | 07/10/19 | 08/19/19                 |
| AETNA BEHAVIORAL HEALTH, LLC    | 1102029026 | 814.08    | 07/24/19 | 08/01/19                 |
| AFLAC                           | 1102029027 | 4,883.98  | 07/24/19 | 08/02/19                 |
| WATER UTILITIES COMM FD DBA     | 1102029028 | 80.52     | 07/24/19 | 08/01/19                 |
| COSTCO WHOLESALE CORPORATION    | 1102029032 | 65.16     | 07/24/19 | 08/02/19                 |
| FRONTIER SHOP SUPPLIES, INC     | 1102029037 | 254.47    | 07/24/19 | 08/05/19                 |
| GINCO PLUMBING LLC              | 1102029038 | 286.66    | 07/24/19 | 08/09/19                 |
| HUGHES FIRE EQUIPMENT, INC.     | 1102029039 | 328.87    | 07/24/19 | 08/01/19                 |
| KANSAS STATE BANK OF MANHATTAN  | 1102029041 | 158.41    | 07/24/19 | 08/01/19                 |
| STANDARD INSURANCE COMPANY      | 1102029046 | 5,194.43  | 07/24/19 | 08/01/19                 |
| SUSPENSION SERVICES, INC        | 1102029047 | 199.67    | 07/24/19 | 08/02/19                 |
| AMERIGAS PROPANE LP             | 1102029050 | 21.92     | 08/07/19 | 08/14/19                 |
| ARIZONA WATER COMPANY, INC.     | 1102029051 | 197.28    | 08/07/19 | 08/15/19                 |
| ARIZONAWATERCONDITIONING DBA    | 1102029052 | 405.83    | 08/07/19 | 08/19/19                 |
| AT&T CORP                       | 1102029053 | 373.94    | 08/07/19 | 08/15/19                 |
| BEST HARDWARE                   | 1102029054 | 221.79    | 08/07/19 | 08/19/19                 |
| BIG BOYZ TOWING, LLC            | 1102029055 | 202.00    | 08/07/19 | 08/29/19                 |
| BINGHAM EQUIPMENT CO, INC.      | 1102029056 | 96.36     | 08/07/19 | 08/14/19                 |
| RUBEN BRIONES                   | 1102029057 | 236.46    | 08/07/19 | 08/12/19                 |
| EAST VALLEY WELLNESS CENTER     | 1102029058 | 56,880.00 | 08/07/19 | 08/15/19                 |
| ELLIOTT AUTO SUPPLY CO, INC.    | 1102029059 | 814.75    | 08/07/19 | 08/14/19                 |
| FIREFIGHTERS & POLICE CANCER    | 1102029060 | 4,700.00  | 08/07/19 | 08/16/19                 |
| FREIGHTLINER OF ARIZONA, LLC    | 1102029061 | 293.16    | 08/07/19 | 08/13/19                 |
| ST HELEN AUTO & HARDWARE, INC.  | 1102029062 | 592.03    | 08/07/19 | 08/15/19                 |
| FRONTIER SHOP SUPPLIES, INC     | 1102029063 | 300.48    | 08/07/19 | 08/15/19                 |
| GINCO PLUMBING LLC              | 1102029064 | 483.51    | 08/07/19 | 08/15/19                 |
| WEX BANK DBA                    | 1102029065 | 1,409.49  | 08/07/19 | 08/16/19                 |
| GREEN & BAKER LTD               | 1102029066 | 540.00    | 08/07/19 | 08/27/19                 |
| ROBERT HORNE FORD               | 1102029067 | 11.44     | 08/07/19 | 08/16/19                 |
| HUGHES FIRE EQUIPMENT, INC.     | 1102029068 | 1,891.39  | 08/07/19 | 08/14/19                 |
| KRONOS, INC.                    | 1102029069 | 90.00     | 08/07/19 | 08/13/19                 |



Pinal County Treasurer

Monthly Statement

Date Range: 8/1/2019 to 8/31/2019

|   |            |            |          |                          |
|---|------------|------------|----------|--------------------------|
| MAGIC PEST CONTROL                        | 1102029070 | 391.36     | 08/07/19 | 08/14/19                 |
| MEDIACOM                                  | 1102029071 | 5,691.84   | 08/07/19 | 08/12/19                 |
| MEDIACOM                                  | 1102029072 | 323.17     | 08/07/19 | 08/12/19                 |
| PROPHET NETWORK INTEGRATION,IN            | 1102029075 | 1,683.51   | 08/07/19 | 08/15/19                 |
| PROSHRED SECURITY ARIZONA                 | 1102029076 | 36.67      | 08/07/19 | 08/14/19                 |
| CENTURYLINK                               | 1102029077 | 1,235.68   | 08/07/19 | 08/16/19                 |
| RAY'S PRINTING, INC.                      | 1102029078 | 169.33     | 08/07/19 | 08/14/19                 |
| RIGHT AWAY DISPOSAL, LLC                  | 1102029079 | 229.18     | 08/07/19 | 08/20/19                 |
| RON TURLEY ASSOC, INC.                    | 1102029080 | 718.38     | 08/07/19 | 08/14/19                 |
| RV STRIPES & GRAPHICS, INC.               | 1102029081 | 191.37     | 08/07/19 | 08/21/19                 |
| SALT RIVER PROJECT                        | 1102029082 | 8,200.44   | 08/07/19 | 08/14/19                 |
| SAN TAN FORD                              | 1102029083 | 354.43     | 08/07/19 | 08/13/19                 |
| PINNACLE PEAK HOLDING CORP                | 1102029084 | 1,358.18   | 08/07/19 | 08/14/19                 |
| SOUTHWEST GAS CORPORATION                 | 1102029085 | 122.97     | 08/07/19 | 08/14/19                 |
| STRYKER SALES CORPORATION                 | 1102029086 | 2,196.00   | 08/07/19 | 08/14/19                 |
| SUPERSTITION MOUNTAINS CFD #1             | 1102029087 | 128.70     | 08/07/19 | 08/14/19                 |
| SUPERSTITION SAFETY SERV, LLC             | 1102029088 | 2,611.50   | 08/07/19 | 08/14/19                 |
| TRITECH SOFTWARE SYSTEMS                  | 1102029089 | 2,539.73   | 08/07/19 | 08/19/19                 |
| WAXIE'S ENTERPRISES, INC                  | 1102029090 | 2,972.77   | 08/07/19 | 08/13/19                 |
| ARIZONA WATER COMPANY, INC.               | 1102029091 | 161.82     | 08/14/19 | 08/27/19                 |
| BOUND TREE MEDICAL LLC                    | 1102029092 | 697.01     | 08/14/19 | 08/22/19                 |
| BUD'S BULK ICE SERVICE, INC               | 1102029093 | 1,248.94   | 08/14/19 | 08/26/19                 |
| CHASE                                     | 1102029094 | 3,970.08   | 08/14/19 | 08/20/19                 |
| ENVIRONMENTAL SYSTEMS RESEARCH            | 1102029096 | 292.27     | 08/14/19 | 08/20/19                 |
| GREEN & BAKER LTD                         | 1102029097 | 13,348.00  | 08/14/19 | 08/30/19                 |
| HUGHES FIRE EQUIPMENT, INC.               | 1102029098 | 730.03     | 08/14/19 | 08/28/19                 |
| LEXIPOL, LLC                              | 1102029099 | 6,084.00   | 08/14/19 | 08/21/19                 |
| CENTURYLINK                               | 1102029100 | 176.55     | 08/14/19 | 08/22/19                 |
| UNIFIRST CORPORATION                      | 1102029101 | 849.03     | 08/14/19 | 08/20/19                 |
| VERIZON WIRELESS SERVICES LLC             | 1102029102 | 2,014.81   | 08/14/19 | 08/21/19                 |
| AA COOLING AND HEATING LLC                | 1102029103 | 2,296.64   | 08/21/19 | 08/28/19                 |
| WATER UTILITIES COMM FD DBA               | 1102029105 | 114.22     | 08/21/19 | 08/30/19                 |
| ARIZONA WATER COMPANY, INC.               | 1102029106 | 624.16     | 08/21/19 | 08/29/19                 |
| ARIZONA GLOVE & SAFETY, INC.              | 1102029107 | 330.50     | 08/21/19 | 08/27/19                 |
| ARIZONA PPE RECON, INC.                   | 1102029108 | 389.10     | 08/21/19 | 08/27/19                 |
| CINDY ELBERT INSURANCE SERVICE            | 1102029109 | 29,375.98  | 08/21/19 | 08/28/19                 |
| CITY OF APACHE JUNCTION                   | 1102029110 | 5,744.97   | 08/21/19 | 08/29/19                 |
| FREIGHTLINER OF ARIZONA, LLC              | 1102029111 | 183.60     | 08/21/19 | 08/27/19                 |
| FRONTIER SHOP SUPPLIES, INC               | 1102029112 | 367.53     | 08/21/19 | 08/29/19                 |
| HUGHES FIRE EQUIPMENT, INC.               | 1102029114 | 448.20     | 08/21/19 | 08/28/19                 |
| INFINITY FIRE COMM. LLC                   | 1102029115 | 1,014.74   | 08/21/19 | 08/30/19                 |
| L.N. CURTIS & SONS                        | 1102029117 | 1,890.09   | 08/21/19 | 08/27/19                 |
| PHYSIO-CONTROL, INC.                      | 1102029118 | 12,036.12  | 08/21/19 | 08/27/19                 |
| CADWELL IRREVOCABLE TRUST III             | 1102029119 | 275.19     | 08/21/19 | 08/28/19                 |
| RAY'S PRINTING, INC.                      | 1102029121 | 407.16     | 08/21/19 | 08/28/19                 |
| DON SANDERSON FORD, INC                   | 1102029122 | 2,365.18   | 08/21/19 | 08/29/19                 |
| SUPERSTITION SAFETY SERV, LLC             | 1102029123 | 170.00     | 08/21/19 | 08/28/19                 |
| US DIGITAL DESIGNS, INC.                  | 1102029124 | 13,870.64  | 08/21/19 | 08/28/19                 |
| Fund: 1103                                |            |            |          | Fund Total: 853,348.86   |
| Status: OUTS                              |            |            |          | Status Total: 88,472.55  |
| PUBLIC SAFETY PERSONNEL RETIREMENT SYSTEM | 1103018146 | 88,472.55  | 08/23/19 | 08/21/19                 |
| Status: PAID                              |            |            |          | Status Total: 764,876.31 |
| PUBLIC SAFETY PERSONNEL RETIREMENT SYSTEM | 1103018086 | 84,515.46  | 04/19/19 | 08/12/19                 |
| PUBLIC SAFETY PERSONNEL RETIREMENT SYSTEM | 1103018094 | 84,442.23  | 05/03/19 | 08/12/19                 |
| PUBLIC SAFETY PERSONNEL RETIREMENT SYSTEM | 1103018102 | 83,355.12  | 05/17/19 | 08/12/19                 |
| PUBLIC SAFETY PERSONNEL RETIREMENT SYSTEM | 1103018109 | 84,032.91  | 05/31/19 | 08/12/19                 |
| PUBLIC SAFETY PERSONNEL RETIREMENT SYSTEM | 1103018115 | 18,607.32  | 06/14/19 | 08/12/19                 |
| PUBLIC SAFETY PERSONNEL RETIREMENT SYSTEM | 1103018125 | 95,899.69  | 06/28/19 | 08/12/19                 |
| PUBLIC SAFETY PERSONNEL RETIREMENT SYSTEM | 1103018131 | 105,768.77 | 07/12/19 | 08/26/19                 |
| ARIZONA STATE RETIREMENT SYSTEM           | 1103018133 | 8,743.28   | 07/26/19 | 08/06/19                 |
| GURSTAL LAW FIRM PC                       | 1103018134 | 11.11      | 07/26/19 | 08/01/19                 |



Pinal County Treasurer

Monthly Statement

Date Range: 8/1/2019 to 8/31/2019

|   |            |            |          |          |
|---|------------|------------|----------|----------|
| PUBLIC SAFETY PERSONNEL RETIREMENT SYSTEM | 1103018136 | 87,239.88  | 07/26/19 | 08/29/19 |
| ARIZONA STATE RETIREMENT SYSTEM           | 1103018138 | 8,571.26   | 08/09/19 | 08/14/19 |
| US DEPARTMENT OF EDUCATION                | 1103018139 | 320.80     | 08/09/19 | 08/14/19 |
| AZ FF RETIREE HEALTH TRUST FUND           | 1103018140 | 1,700.00   | 08/09/19 | 08/14/19 |
| PUBLIC SAFETY PERSONNEL RETIREMENT SYSTEM | 1103018141 | 87,388.02  | 08/09/19 | 08/29/19 |
| SUPPORT PAYMENT CLEARINGHOUSE             | 1103018142 | 1,791.39   | 08/09/19 | 08/13/19 |
| ARIZONA STATE RETIREMENT SYSTEM           | 1103018143 | 8,676.88   | 08/23/19 | 08/27/19 |
| US DEPARTMENT OF EDUCATION                | 1103018144 | 320.80     | 08/23/19 | 08/28/19 |
| AZ FF RETIREE HEALTH TRUST FUND           | 1103018145 | 1,700.00   | 08/23/19 | 08/27/19 |
| SUPPORT PAYMENT CLEARINGHOUSE             | 1103018147 | 1,791.39   | 08/23/19 | 08/27/19 |
|   | Count      | Amount     |          |          |
| Total OUTS:                               | 31         | 218,781.08 |          |          |
| Total PAID:                               | 101        | 984,008.99 |          |          |



**Superstition Fire & Medical District  
General (Fund 100) Cash Reconciliation  
Fiscal Year 2019 - 2020  
7/31/2019**



Book Balance as of: 7/1/2019 (3,023,694.49) **BB**

Activity During the Month

Journal Entries:

Interest Income (Expense):

Cash Receipts

- 2011 Real Estate Taxes
- 2012 Real Estate Taxes
- 2013 Real Estate Taxes
- 2014 Real Estate Taxes
- 2015 Real Estate Taxes 2.54
- 2016 Real Estate Taxes 2.43
- 2017 Real Estate Taxes 2.43
- 2018 Real Estate Taxes 38,569.08
- 2009 Pers. Prop. Taxes
- 2010 Pers. Prop. Taxes
- 2011 Pers. Prop. Taxes 4.38
- 2012 Pers. Prop. Taxes 40.76
- 2013 Pers. Prop. Taxes 46.47
- 2014 Pers. Prop. Taxes 164.58
- 2015 Pers. Prop. Taxes 89.90
- 2016 Pers. Prop. Taxes 439.52
- 2017 Pers. Prop. Taxes 999.19
- 2018 Pers. Prop. Taxes 3,774.70
- SRP Contributions
- FDAT
- Maricopa County Taxes 429.74

|            |
|------------|
| 5,043.74   |
| 2.54       |
| 2.43       |
| 2.43       |
| 38,569.08  |
| 4.38       |
| 40.76      |
| 46.47      |
| 164.58     |
| 89.90      |
| 439.52     |
| 999.19     |
| 3,774.70   |
| 429.74     |
| 175,967.58 |

|            |
|------------|
| 5,043.74   |
| 2.54       |
| 2.43       |
| 2.43       |
| 38,569.08  |
| 0.00       |
| 0.00       |
| 4.38       |
| 40.76      |
| 46.47      |
| 164.58     |
| 89.90      |
| 439.52     |
| 999.19     |
| 3,774.70   |
| 0.00       |
| 429.74     |
| 175,967.58 |
| 0.00       |

Deposits

Revenue Transfer

Cash Disbursements

- A) Accounts Payable Activity
- B) Payroll Activity
- C) Payroll Wire Fees
- D) Stop Payment Fee
- D) Transfer In / Out
- D) Transfer In / Out
- D) Transfer In / Out
- E) Refund Interest

|              |
|--------------|
| (359,862.38) |
| (925,279.64) |
| (50.00)      |
| (622.82)     |
| -            |
| -            |
| -            |
| 0.00         |

|              |
|--------------|
| (359,862.38) |
| (925,279.64) |
| (50.00)      |
| (622.82)     |
| -            |
| -            |
| -            |
| 0.00         |

\$225,577.04 (1,285,814.84)

(4,083,932.29)

Pinal County Bank Balance

Ending Bank Balance as of: 7/31/2019

Balance from YTD Column

1,480,285.02

Less: Line of Credit Advances

Less: Line of Credit Interest

Plus: Line of Credit Payments

Less: Outstanding Warrants

Plus: Deposit in book / not at bank

Less: Deposit in bank / not in book

|                      |
|----------------------|
| A/P (28,042.82)      |
| Payroll (652,615.77) |
| 60.00                |
| (400.00)             |
| <u>799,286.43</u>    |

Cash Balance in Payroll Clearing Account 100.00

Cash Balance in Electronic / ACH Clearing Account 0.00

Petty Cash 100.00

799,486.43

Prepared by: *[Signature]* 8/1/19

Reviewed by: *[Signature]* 8/1/19

Balance per B/S 799,486.43

Difference 0.00

CASH RECEIPTS

August 2019 M & O DEPOSITS

| Date               | Control # | Amount          | Account #                           | Description                                     |   |   |
|--------------------|-----------|-----------------|-------------------------------------|---|---|---|
| 8/7/2019           |           | 20.00           | 100.10.42500.50                     | WJJ Properties/inv 5407/ck 1085                 | ✓ | ✓ |
|                    |           | 20.00           | 100.10.42500.50                     | WE ELL/inv 5403/ck 3130                         | ✓ | ✓ |
|                    |           | 20.00           | 100.10.42500.50                     | LuckyBob's/inv 5404/ck 14381                    | ✓ | ✓ |
|                    |           | 20.00           | 100.10.42600.15                     | EvansDove&Nelson/inv 5400/30934                 | ✓ | ✓ |
|                    |           | 100.00          | 100.10.42700.50                     | Shoppers/inv 5371/ck 6037                       | ✓ | ✓ |
|                    |           | 200.00          | 100.10.42700.50                     | KFC/inv 5394/ck 17631                           | ✓ | ✓ |
|                    |           | 545.84          | 100.10.53965.10                     | D Montgomery/inv 5345/ck 7688                   | ✓ | ✓ |
|                    |           | 1,271.58        | 100.10.53965.10                     | P Bourgeois/inv 5347/ck 114                     | ✓ | ✓ |
|                    |           | 813.51          | 100.10.53965.10                     | PSPRS/inv 5349/ck 209892                        | ✓ | ✓ |
|                    |           | 276.10          | 100.10.53965.10                     | J Kevin/inv 5409/ck 629007578                   | ✓ | ✓ |
|                    |           | <b>3,287.03</b> |                                     |   |   |   |
| 8/8/2019           |           | 20.00           | 100.10.42500.50                     | K Higgins-Kure Vaporium/inv 5399/CC             | ✓ | ✓ |
|                    |           | 20.00           | 100.10.42500.50                     | J Ehrlich-TPG Tax & Accting/inv 5402/CC         | ✓ | ✓ |
|                    |           | 20.00           | 100.10.42500.50                     | B Hasley-Dentists of AJ/inv 5401/CC             | ✓ | ✓ |
|                    |           | 300.00          | 100.10.42700.50                     | Zerephath Group Homes/inv 5406/CC               | ✓ | ✓ |
|                    |           | <b>360.00</b>   |                                     |   |   |   |
|                    |           |                 |                                     | Wire Transfer                                   |   |   |
| 8/15/2019          |           | 20.00           | 100.10.42500.50                     | Ray's Printing-Ray Soden / inv 5414 / CC        | ✓ | ✓ |
|                    |           | 20.00           | 100.10.42500.50                     | Red Valley Trucking - C Cazares / inv 5415 / CC | ✓ | ✓ |
|                    |           | 20.00           | 100.10.42500.50                     | Ray's Printing - Ray Soden / inv 5417 / CC      | ✓ | ✓ |
|                    |           | 20.00           | 100.10.42500.50                     | Explorers - J Adlof / inv 5418 / CC             | ✓ | ✓ |
|                    |           | 20.00           | 100.10.42500.50                     | AJ News - S Barnett / inv 5419 / CC             | ✓ | ✓ |
|                    |           | 20.00           | 100.10.42500.50                     | Nationwide Vision - L Oneill / inv 5420 / CC    | ✓ | ✓ |
|                    |           |                 | <b>120.00</b>                       |   |   |   |
|                    |           |                 |                                     | Wire Transfer                                   |   |   |
| 8/21/2019          |           | 20.00           | 100.10.42600.15                     | Lerner & Rowe/inv 5440/ck 120044                | ✓ | ✓ |
|                    |           | 20.00           | 100.10.42600.15                     | Lerner & Rowe/inv 5441/ck 120410                | ✓ | ✓ |
|                    |           | 20.00           | 100.10.42600.15                     | LO of S Halverson/inv 5442/ck 8081              | ✓ | ✓ |
|                    |           | 20.00           | 100.10.42600.15                     | Hastings&Hastings/inv 5421/ 50749               | ✓ | ✓ |
|                    |           | 20.00           | 100.10.42500.50                     | Linkster-Super Laundry/5445/5128                | ✓ | ✓ |
|                    |           | 20.00           | 100.10.42500.50                     | JLL-Bank of A/inv 5443/ck 681876                | ✓ | ✓ |
|                    |           | 20.00           | 100.10.42500.50                     | Apache Trail Ins/inv 5446/ck 1688               | ✓ | ✓ |
|                    |           | 20.00           | 100.10.42500.50                     | Rving Women/inv 5444/ck 4073                    | ✓ | ✓ |
|                    |           | 20.00           | 100.10.42500.50                     | GC Nails/inv 5416/ck 1198                       | ✓ | ✓ |
|                    |           | 20.00           | 100.10.42500.50                     | Chase Bank/inv 5365/ck 574756                   | ✓ | ✓ |
|                    |           | 20.00           | 100.10.42500.50                     | Monument Mngmt/inv 5424/ck 2139                 | ✓ | ✓ |
|                    |           | 20.00           | 100.10.42500.50                     | Mosaic Style/inv 5423/ck 1095                   | ✓ | ✓ |
|                    |           | 20.00           | 100.10.42500.50                     | Gloria's Beauty/inv 5430/ck 7895                | ✓ | ✓ |
|                    |           | 20.00           | 100.10.42500.50                     | Hope's Boarding/inv 5431/ck 2189                | ✓ | ✓ |
|                    |           | 20.00           | 100.10.42500.50                     | Charming Nails/inv 5432/ck 6286                 | ✓ | ✓ |
|                    |           | 20.00           | 100.10.42500.50                     | Skin Therapy/inv 5433/ck 6508                   | ✓ | ✓ |
|                    |           | 20.00           | 100.10.42500.50                     | MOMO Bowl/inv 5434/ck 1170                      | ✓ | ✓ |
|                    | 20.00     | 100.10.42500.50 | AJ Chamber/inv 5435/ck 4869         | ✓   | ✓ |   |
|                    | 40.00     | 100.10.42500.50 | Sprstln Golf Carts/inv 5436/ck 1703 | ✓   | ✓ |   |
|                    |           | <b>400.00</b>   |                                     |   |   |   |
| 8/21/2019          |           | 20.00           | 100.10.42500.50                     | Access Financial/5437/1000100189                | ✓ | ✓ |
|                    |           | 20.00           | 100.10.42500.50                     | L Celis-Salon Sassy/inv 5448/2896               | ✓ | ✓ |
|                    |           | 202.00          | 100.20.62140.20                     | McNeil&Co/inv 5429/ck 111262                    | ✓ | ✓ |
|                    |           | 284.61          | 100.10.53965.10                     | P Gallagher/inv 5408/ck 1996                    | ✓ | ✓ |
|                    |           | 135.00          | 100.10.53965.10                     | ASRS/inv 5412/ck 16433                          | ✓ | ✓ |
|                    |           | 697.89          | 100.10.42200.41                     | Antennā Sites/inv 5425/ck 20079                 | ✓ | ✓ |
|                    |           | <b>1,359.30</b> |                                     |   |   |   |
| 8/22/2019          |           | 20.00           | 100.10.42500.50                     | A Rodriguez-Insurance Agency/inv 5427/CC        | ✓ | ✓ |
|                    |           | 20.00           | 100.10.42500.50                     | W Syrek-The Adams Agency/inv 5428/CC            | ✓ | ✓ |
|                    |           | <b>40.00</b>    |                                     | Wire Transfer                                   |   |   |
| 8/28/2019          |           | 20.00           | 100.10.42500.50                     | Apache Storage/inv 5454/ck 1061                 | ✓ | ✓ |
|                    |           | 20.00           | 100.10.42500.50                     | TheResolutionGroup/inv 5462/ck 409              | ✓ | ✓ |
|                    |           | 20.00           | 100.10.42500.50                     | EV Ins Agency/inv 5453/ck 1285                  | ✓ | ✓ |
|                    |           | 20.00           | 100.10.42500.50                     | CHayes-Nizhoni Spa/inv 5461/ck 372              | ✓ | ✓ |
|                    |           | <b>80.00</b>    |                                     |   |   |   |
| 8/29/2019          |           | 20.00           | 100.10.42500.50                     | AJ Water & Ice / inv 5451 / CC                  | ✓ | ✓ |
|                    |           | 100.00          | 100.10.42700.50                     | VFW Post 7968 / inv 5422 / CC                   | ✓ | ✓ |
|                    |           | 100.00          | 100.10.42700.50                     | Powerhouse Youth Facility /inv 5455 / CC        | ✓ | ✓ |
|                    |           | <b>220.00</b>   |                                     |   |   |   |
|                    |           |                 |                                     | Wire Transfer                                   |   |   |
| August 2019 Totals |           |                 | <b>5,866.33</b>                     |   |   |   |

F-1

F-2

F-3

F-1

F-1

F-4

F-1

F-5

(F)

**Superstition Fire & Medical District**

**AR Payment Register (Detail)**

Bank ID: Equal To D

| Check No. / Payment ID                           | Payee Name / Customer Name   | Invoice No. / Account Number  | Amount Paid  |
|--|--|---|--|
| <b>BANK: D - M &amp; O GENERAL FUND CHECKING</b> |  |   |  |
| <b>DEPOSIT: 2,629      DATE: 08/06/19</b>        |  |   |  |
| 60440499   | Absolute Fire/inv 5341/CC<br>(ONETIMECUST)<br>(ONETIMECUST)  | Credit Card<br>Invoice : 005341<br>Invoice : 005341                                   | \$400.00<br>\$300.00<br>\$100.00                         |
|  |  | CREDIT CARD # 60440499 TOTAL:   | \$400.00   |
|  |  | DEPOSIT 2,629 TOTAL:  | \$400.00   |
| <b>DEPOSIT: 2,630      DATE: 08/05/19</b>        |  |   |  |
| 1085   | (ONETIMECUST)  | Check<br>Invoice 005407   | \$20.00<br>\$20.00                                       |
|  |  | CHECK # 1085 TOTAL:   | \$20.00 ✓  |
|  |  | DEPOSIT 2,630 TOTAL:  | \$20.00  |
| <b>DEPOSIT: 2,631      DATE: 08/07/19</b>        |  |   |  |
| 6037   | Shoppers/inv 5371/ck 6037<br>(ONETIMECUST)   | Check<br>Invoice : 005371   | \$100.00<br>\$100.00                                     |
|  |  | CHECK # 6037 TOTAL:   | \$100.00 ✓   |
| 17631  | KFC/inv 5394/ck 17631<br>(ONETIMECUST)<br>(ONETIMECUST)  | Check<br>Invoice : 005394<br>Invoice : 005394   | \$200.00<br>\$100.00<br>\$100.00                         |
|  |  | CHECK # 17631 TOTAL:  | \$200.00 ✓   |
| 7688   | D Montgomery/inv 5345/ck 7688<br>Dave Montgomery (MONTD)   | Check<br>Invoice 005345   | \$545.84<br>\$545.84                                     |
|  |  | CHECK # 7688 TOTAL:   | \$545.84 ✓   |
| 114  | P Bourgeois/inv 5347/ck 114<br>Paul Bourgeois (BOUP)   | Check<br>Invoice : 005347   | \$1,271.58<br>\$1,271.58                                 |
|  |  | CHECK # 114 TOTAL:  | \$1,271.58 ✓   |
| 209892   | PSPRS/inv 5349/ck 209892<br>Public Safety Retirement Sys. (PSPRS/COBRA)<br>Public Safety Retirement Sys. (PSPRS/COBRA)<br>Public Safety Retirement Sys. (PSPRS/COBRA)<br>Public Safety Retirement Sys. (PSPRS/COBRA) | Check<br>Invoice : 005349<br>Invoice : 005349<br>Invoice : 005349<br>Invoice : 005349 | \$813.51<br>\$260.00<br>\$150.00<br>\$143.51<br>\$260.00 |
|  |  | CHECK # 209892 TOTAL:   | \$813.51 ✓   |
| 629007578  | J Kevin/inv 5409/ck 629007578<br>John Kevin (KEVINJO)  | Check<br>Invoice : 005409   | \$276.10<br>\$276.10                                     |
|  |  | CHECK # 629007578 TOTAL:  | \$276.10 ✓   |
|  |  | DEPOSIT 2,631 TOTAL:  | \$3,207.03   |
| <b>DEPOSIT: 2,632      DATE: 08/06/19</b>        |  |   |  |
| 1198   | (ONETIMECUST)  | Check<br>Invoice : 005416   | \$20.00<br>\$20.00                                       |
|  |  | CHECK # 1198 TOTAL:   | \$20.00 ✓  |
|  |  | DEPOSIT 2,632 TOTAL:  | \$20.00  |
| <b>DEPOSIT: 2,633      DATE: 08/08/19</b>        |  |   |  |
| 61944341   | Kure Vaporium/inv 5399/cc<br>(ONETIMECUST)   | Credit Card<br>Invoice : 005399   | \$20.00<br>\$20.00                                       |
|  |  | CREDIT CARD # 61944341 TOTAL:   | \$20.00 ✓  |
| 61991191   | TPG Tax/inv 5402/cc<br>(ONETIMECUST)   | Credit Card<br>Invoice : 005402   | \$20.00<br>\$20.00                                       |
|  |  | CREDIT CARD # 61991191 TOTAL:   | \$20.00 ✓  |
| 61985578   | Dentist of AJ/inv 5401/cc  | Credit Card   | \$20.00  |

*July in Transit*

AR Payment Register (Detail)

Bank ID: Equal To D

| Check No. / Payment ID                           | Payee Name / Customer Name     | Invoice No. / Account Number                  | Amount Paid                   |
|--|--------------------------------|---|-------------------------------|
| <b>BANK: D - M &amp; 0 GENERAL FUND CHECKING</b> |                                |   |                               |
| <b>DEPOSIT: 2,633</b>                            | <b>DATE: 08/08/19</b>          |   | <b>(CONTINUED)</b>            |
|  | (ONETIMECUST)                  | Invoice : 005401                              | \$20.00                       |
|  |                                | CREDIT CARD # 61985578 TOTAL:                 | \$20.00 ✓                     |
| 62144983   | Zarephath/inv 5406/cc          | Credit Card                                   | \$300.00                      |
|  | (ONETIMECUST)                  | Invoice : 005406                              | \$100.00                      |
|  | (ONETIMECUST)                  | Invoice : 005406                              | \$100.00                      |
|  | (ONETIMECUST)                  | Invoice : 005406                              | \$100.00                      |
|  |                                | CREDIT CARD # 62144983 TOTAL:                 | \$300.00 ✓                    |
|  |                                | DEPOSIT 2,633 TOTAL:                          | \$360.00                      |
| <b>DEPOSIT: 2,634</b>                            |                                |   |                               |
| <b>DATE: 08/08/19</b>                            |                                |   |                               |
| 50749  | (ONETIMECUST)                  | Check<br>Invoice : 005421                     | \$20.00<br>\$20.00            |
|  |                                | CHECK # 50749 TOTAL:                          | \$20.00 ✓                     |
| 1095   | (ONETIMECUST)                  | Check<br>Invoice : 005423                     | \$20.00<br>\$20.00            |
|  |                                | CHECK # 1095 TOTAL:                           | \$20.00 ✓                     |
| 2139   | (ONETIMECUST)                  | Check<br>Invoice : 005424                     | \$20.00<br>\$20.00            |
|  |                                | CHECK # 2139 TOTAL:                           | \$20.00 ✓                     |
|  |                                | DEPOSIT 2,634 TOTAL:                          | \$60.00                       |
| <b>DEPOSIT: 2,635</b>                            |                                |   |                               |
| <b>DATE: 08/14/19</b>                            |                                |   |                               |
| 7895   | (ONETIMECUST)                  | Check<br>Invoice : 005430                     | \$20.00<br>\$20.00            |
|  |                                | CHECK # 7895 TOTAL:                           | \$20.00 ✓                     |
| 2189   | (ONETIMECUST)                  | Check<br>Invoice : 005431                     | \$20.00<br>\$20.00            |
|  |                                | CHECK # 2189 TOTAL:                           | \$20.00 ✓                     |
| 6286   | (ONETIMECUST)                  | Check<br>Invoice : 005432                     | \$20.00<br>\$20.00            |
|  |                                | CHECK # 6286 TOTAL:                           | \$20.00 ✓                     |
| 6508   | (ONETIMECUST)                  | Check<br>Invoice : 005433                     | \$20.00<br>\$20.00            |
|  |                                | CHECK # 6508 TOTAL:                           | \$20.00 ✓                     |
| 1170   | (ONETIMECUST)                  | Check<br>Invoice : 005434                     | \$20.00<br>\$20.00            |
|  |                                | CHECK # 1170 TOTAL:                           | \$20.00 ✓                     |
| 004869   | (ONETIMECUST)                  | Check<br>Invoice : 005435                     | \$20.00<br>\$20.00            |
|  |                                | CHECK # 004869 TOTAL:                         | \$20.00 ✓                     |
| 1703   | (ONETIMECUST)<br>(ONETIMECUST) | Check<br>Invoice : 005436<br>Invoice : 005436 | \$40.00<br>\$20.00<br>\$20.00 |
|  |                                | CHECK # 1703 TOTAL:                           | \$40.00 ✓                     |
| 1000100189                                       | (ONETIMECUST)                  | Check<br>Invoice : 005437                     | \$20.00<br>\$20.00            |
|  |                                | CHECK # 1000100189 TOTAL:                     | \$20.00 ✓                     |
|  |                                | DEPOSIT 2,635 TOTAL:                          | \$180.00                      |
| <b>DEPOSIT: 2,636</b>                            |                                |   |                               |
| <b>DATE: 08/15/19</b>                            |                                |   |                               |

**Superstition Fire & Medical District**  
**AR Payment Register (Detail)**  
 Bank ID: Equal To D

| Check No. / Payment ID                           | Payee Name / Customer Name                    | Invoice No. / Account Number    | Amount Paid            |
|--|---|---------------------------------|------------------------|
| <b>BANK: D - M &amp; 0 GENERAL FUND CHECKING</b> |   |                                 |                        |
| <b>DEPOSIT: 2,636      DATE: 08/15/19</b>        |   |                                 | <b>(CONTINUED)</b>     |
| 62325322   | Ray's Printing/inv 5414<br>(ONETIMECUST)      | Credit Card<br>Invoice : 005414 | \$20.00<br>\$20.00     |
|  |   | CREDIT CARD # 62325322 TOTAL:   | <u>\$20.00</u> ✓       |
| 62324449   | Red Valley Trucking/inv 5415<br>(ONETIMECUST) | Credit Card<br>Invoice : 005415 | \$20.00<br>\$20.00     |
|  |   | CREDIT CARD # 62324449 TOTAL:   | <u>\$20.00</u> ✓       |
| 62364942   | Ray's Printing/inv 5417<br>(ONETIMECUST)      | Credit Card<br>Invoice : 005417 | \$20.00<br>\$20.00     |
|  |   | CREDIT CARD # 62364942 TOTAL:   | <u>\$20.00</u> ✓       |
| 62387772   | Explorers/inv 5418<br>(ONETIMECUST)           | Credit Card<br>Invoice : 005418 | \$20.00<br>\$20.00     |
|  |   | CREDIT CARD # 62387772 TOTAL:   | <u>\$20.00</u> ✓       |
| 62430086   | AJ News/inv 5419<br>(ONETIMECUST)             | Credit Card<br>Invoice : 005419 | \$20.00<br>\$20.00     |
|  |   | CREDIT CARD # 62430086 TOTAL:   | <u>\$20.00</u> ✓       |
| 62441702   | Nationwide Vision/inv 5420<br>(ONETIMECUST)   | Credit Card<br>Invoice : 005420 | \$20.00<br>\$20.00     |
|  |   | CREDIT CARD # 62441702 TOTAL:   | <u>\$20.00</u> ✓       |
|  |   | <b>DEPOSIT 2,636 TOTAL:</b>     | <b><u>\$120.00</u></b> |
| <b>DEPOSIT: 2,637      DATE: 08/15/19</b>        |   |                                 |                        |
| 120044   | (ONETIMECUST)                                 | Check<br>Invoice : 005440       | \$20.00<br>\$20.00     |
|  |   | CHECK # 120044 TOTAL:           | <u>\$20.00</u> ✓       |
| 120410   | (ONETIMECUST)                                 | Check<br>Invoice : 005441       | \$20.00<br>\$20.00     |
|  |   | CHECK # 120410 TOTAL:           | <u>\$20.00</u> ✓       |
| 8081   | (ONETIMECUST)                                 | Check<br>Invoice : 005442       | \$20.00<br>\$20.00     |
|  |   | CHECK # 8081 TOTAL:             | <u>\$20.00</u> ✓       |
|  |   | <b>DEPOSIT 2,637 TOTAL:</b>     | <b><u>\$60.00</u></b>  |
| <b>DEPOSIT: 2,638      DATE: 08/19/19</b>        |   |                                 |                        |
| 681878   | (ONETIMECUST)                                 | Check<br>Invoice : 005443       | \$20.00<br>\$20.00     |
|  |   | CHECK # 681878 TOTAL:           | <u>\$20.00</u> ✓       |
| 4073   | (ONETIMECUST)                                 | Check<br>Invoice : 005444       | \$20.00<br>\$20.00     |
|  |   | CHECK # 4073 TOTAL:             | <u>\$20.00</u> ✓       |
| 0000005128                                       | (ONETIMECUST)                                 | Check<br>Invoice : 005445       | \$20.00<br>\$20.00     |
|  |   | CHECK # 0000005128 TOTAL:       | <u>\$20.00</u> ✓       |
| 1688   | (ONETIMECUST)                                 | Check<br>Invoice : 005446       | \$20.00<br>\$20.00     |
|  |   | CHECK # 1688 TOTAL:             | <u>\$20.00</u> ✓       |
| 2896   | (ONETIMECUST)                                 | Check<br>Invoice : 005448       | \$20.00<br>\$20.00     |
|  |   | CHECK # 2896 TOTAL:             | <u>\$20.00</u> ✓       |



**Superstition Fire & Medical District**

**AR Payment Register (Detail)**

Bank ID: Equal To D

| Check No. / Payment ID                           | Payee Name / Customer Name  | Invoice No. / Account Number                      | Amount Paid                          |
|--|---|---|--------------------------------------|
| <b>BANK: D - M &amp; 0 GENERAL FUND CHECKING</b> |   |   |                                      |
|  |   |   | <b>DEPOSIT 2,638 TOTAL:</b>          |
|  |   |   | <u>\$100.00</u>                      |
| <b>DEPOSIT: 2,640</b>                            | <b>DATE: 08/21/19</b>   |   |                                      |
| 574756   | Chase Bank/inv 5365/574756<br>(ONETIMECUST)                           | Check<br>Invoice : 005365                         | \$20.00<br>\$20.00                   |
|  |   |   | <b>CHECK # 574756 TOTAL:</b>         |
|  |   |   | <u>\$20.00</u> ✓                     |
| 111262   | McNeil & Co/inv 5429/ck 111262<br>McNeil & Company (MCNECO)           | Check<br>Invoice : 005429                         | \$202.00<br>\$202.00                 |
|  |   |   | <b>CHECK # 111262 TOTAL:</b>         |
|  |   |   | <u>\$202.00</u> ✓                    |
| 1996   | Pepper Gallagher/5408/1996<br>Pepper Gallagher (GALLPEP)              | Check<br>Invoice : 005408                         | \$284.61<br>\$284.61                 |
|  |   |   | <b>CHECK # 1996 TOTAL:</b>           |
|  |   |   | <u>\$284.61</u> ✓                    |
| 16433  | ASRS/inv 5412/ck 16433<br>Arizona State Retirement Sysem (ASRS/COBRA) | Check<br>Invoice : 005412                         | \$135.00<br>\$135.00                 |
|  |   |   | <b>CHECK # 16433 TOTAL:</b>          |
|  |   |   | <u>\$135.00</u> ✓                    |
| 20079  | Antenna Sites/inv 5425/20079<br>Antenna Sites, Inc. (ANTSIT)          | Check<br>Invoice : 005425                         | \$697.69<br>\$697.69                 |
|  |   |   | <b>CHECK # 20079 TOTAL:</b>          |
|  |   |   | <u>\$697.69</u> ✓                    |
|  |   |   | <b>DEPOSIT 2,640 TOTAL:</b>          |
|  |   |   | <u>\$1,339.30</u>                    |
| <b>DEPOSIT: 2,641</b>                            | <b>DATE: 08/22/19</b>   |   |                                      |
| 62649778   | A Rodriguez-Ins Agency/5427<br>(ONETIMECUST)                          | Credit Card<br>Invoice : 005427                   | \$20.00<br>\$20.00                   |
|  |   |   | <b>CREDIT CARD # 62649778 TOTAL:</b> |
|  |   |   | <u>\$20.00</u> ✓                     |
| 62700921   | W Syrek-Adams Agency/5428<br>(ONETIMECUST)                            | Credit Card<br>Invoice : 005428                   | \$20.00<br>\$20.00                   |
|  |   |   | <b>CREDIT CARD # 62700921 TOTAL:</b> |
|  |   |   | <u>\$20.00</u> ✓                     |
|  |   |   | <b>DEPOSIT 2,641 TOTAL:</b>          |
|  |   |   | <u>\$40.00</u>                       |
| <b>DEPOSIT: 2,642</b>                            | <b>DATE: 08/22/19</b>   |   |                                      |
| 1285   | (ONETIMECUST)   | Check<br>Invoice : 005453                         | \$20.00<br>\$20.00                   |
|  |   |   | <b>CHECK # 1285 TOTAL:</b>           |
|  |   |   | <u>\$20.00</u> ✓                     |
| 1061   | (ONETIMECUST)   | Check<br>Invoice : 005454                         | \$20.00<br>\$20.00                   |
|  |   |   | <b>CHECK # 1061 TOTAL:</b>           |
|  |   |   | <u>\$20.00</u> ✓                     |
|  |   |   | <b>DEPOSIT 2,642 TOTAL:</b>          |
|  |   |   | <u>\$40.00</u>                       |
| <b>DEPOSIT: 2,644</b>                            | <b>DATE: 08/27/19</b>   |   |                                      |
| 372  | (ONETIMECUST)   | Check<br>Invoice : 005461                         | \$20.00<br>\$20.00                   |
|  |   |   | <b>CHECK # 372 TOTAL:</b>            |
|  |   |   | <u>\$20.00</u> ✓                     |
| 409  | (ONETIMECUST)   | Check<br>Invoice : 005462                         | \$20.00<br>\$20.00                   |
|  |   |   | <b>CHECK # 409 TOTAL:</b>            |
|  |   |   | <u>\$20.00</u> ✓                     |
|  |   |   | <b>DEPOSIT 2,644 TOTAL:</b>          |
|  |   |   | <u>\$40.00</u>                       |
| <b>DEPOSIT: 2,645</b>                            | <b>DATE: 08/28/19</b>   |   |                                      |
| 5452,5452R                                       | Saguaro Family Fitness<br>(ONETIMECUST)<br>(ONETIMECUST)              | Transfer<br>Invoice : 005452<br>Invoice : 005452R | \$0.00<br>\$350.00<br>-\$350.00      |

Superstition Fire & Medical District

AR Payment Register (Detail)

Bank ID: Equal To D

Check No. / Payment ID      Payee Name / Customer Name      Invoice No. / Account Number      Amount Paid

BANK: D - M & O GENERAL FUND CHECKING

DEPOSIT: 2,645      DATE: 08/28/19

(CONTINUED)

|               |                      |            |
|---------------|----------------------|------------|
| (ONETIMECUST) | Invoice 005452R      | - \$105.00 |
| (ONETIMECUST) | Invoice : 005452     | \$105.00   |
|               | TRANSFER TOTAL:      | \$0.00     |
|               | DEPOSIT 2,645 TOTAL: | \$0.00     |

DEPOSIT: 2,646      DATE: 08/29/19

|          |   |                                 |                      |
|----------|---|---------------------------------|----------------------|
| 63083331 | AJ Water & Ice / inv 5451 / CC<br>(ONETIMECUST) | Credit Card<br>Invoice : 005451 | \$20.00<br>\$20.00   |
|          |   | CREDIT CARD # 63083331 TOTAL:   | \$20.00 ✓            |
| 63058339 | VFW Post 7968 / inv 5422 / cc<br>(ONETIMECUST)  | Credit Card<br>Invoice : 005422 | \$100.00<br>\$100.00 |
|          |   | CREDIT CARD # 63058339 TOTAL:   | \$100.00 ✓           |
| 63130529 | Powerhouse Youth/inv 5455/cc<br>(ONETIMECUST)   | Credit Card<br>Invoice : 005455 | \$100.00<br>\$100.00 |
|          |   | CREDIT CARD # 63130529 TOTAL:   | \$100.00 ✓           |
|          |   | DEPOSIT 2,646 TOTAL:            | \$220.00             |

DEPOSIT: 2,647      DATE: 08/28/19

|      |               |                          |                    |
|------|---------------|--------------------------|--------------------|
| CASH | (ONETIMECUST) | Cash<br>Invoice : 007464 | \$10.00<br>\$10.00 |
|      |               | CASH TOTAL:              | \$10.00            |
|      |               | DEPOSIT 2,647 TOTAL:     | \$10.00            |

*Σ M = \$50.00 (M)*

*Aug in transit*

DEPOSIT: 2,648      DATE: 08/29/19

|       |               |                           |                    |
|-------|---------------|---------------------------|--------------------|
| 79854 | (ONETIMECUST) | Check<br>Invoice : 005465 | \$20.00<br>\$20.00 |
|       |               | CHECK # 79854 TOTAL:      | \$20.00            |
| 5487  | (ONETIMECUST) | Check<br>Invoice : 005466 | \$20.00<br>\$20.00 |
|       |               | CHECK # 5487 TOTAL:       | \$20.00            |
|       |               | DEPOSIT 2,648 TOTAL:      | \$40.00            |

*Aug in transit*

*Aug in transit*

TOTAL FOR BANK ID: D      \$6,256.33

|                                  |            |
|----------------------------------|------------|
| GRAND TOTAL OF ALL CHECKS:       | \$5,106.33 |
| GRAND TOTAL OF ALL CREDIT CARDS: | \$1,140.00 |
| GRAND TOTAL OF ALL CASH:         | \$10.00    |
| GRAND TOTAL OF ALL EFT:          | \$0.00     |
| GRAND TOTAL OF ALL PAYMENTS:     | \$6,256.33 |
| GRAND TOTAL OF ALL ADJUSTMENTS:  | \$0.00     |
| COMBINED TOTAL:                  | \$6,256.33 |

*June in transit* 8,256.33  
*July in transit* 400.00  
*Aug in transit* 10.00  
*Aug in transit* 20.00  
*July in transit* 20.00  
*July in transit* 80.00

F-1



Control No.

336144

# Pinal County Treasurer Pending Treasurer Receipt

Treasurer's Office Use

Receipt No.:

Posted By:

Receipt Date: 8/8/2019      Cash: \$0.00      Submitted By: JenniferBurke1  
 Total Amount: \$360.00      Check: \$0.00      Department: Superstition Fire & Medical District  
                                  Wire/Direct Deposit: \$360.00  
                                  Credit Card: \$0.00

| GL         | Source  | Cost | Object | Subsid | Subled | Type | Notes                       | Amount   |
|------------|---------|------|--------|--------|--------|------|-----------------------------|----------|
| 6116421001 | 73160.0 |      |        |        |        |      | WIRED MONEY TO GENERAL FUND | \$360.00 |

F-2



Control No. 336452

# Pinal County Treasurer Pending Treasurer Receipt

Treasurer's Office Use

Receipt No.:

Posted By:

Receipt Date: 8/15/2019      Cash: \$0.00      Submitted By: Garcia, Debbie  
 Total Amount: \$120.00      Check: \$0.00      Department: PC Treasurer  
    Wire/Direct Deposit: \$120.00  
    Credit Card: \$0.00

| GL         | Source  | Cost | Object | Subsid | Subled | Type | Notes                       | Amount   |
|------------|---------|------|--------|--------|--------|------|-----------------------------|----------|
| 6116421001 | 73160.0 |      |        |        |        |      | WIRED MONEY TO GENERAL FUND | \$120.00 |

F3



# Pinal County Treasurer Pending Treasurer Receipt

Control No. 336814

**Treasurer's Office Use**

Receipt No.: \_\_\_\_\_

Posted By: \_\_\_\_\_

Receipt Date: 8/22/2019    Cash: \$0.00    Submitted By: JenniferBurke1  
 Total Amount: \$40.00    Check: \$0.00    Department: Superstition Fire & Medical District  
                                  Wire/Direct Deposit: \$40.00  
                                  Credit Card: \$0.00

| GL         | Source  | Cost | Object | Subsid | Subled | Type | Notes                       | Amount  |
|------------|---------|------|--------|--------|--------|------|-----------------------------|---------|
| 6116421001 | 73160.0 |      |        |        |        |      | WIRED MONEY TO GENERAL FUND | \$40.00 |

F-4



Control No. 337112

# Pinal County Treasurer Pending Treasurer Receipt

Treasurer's Office Use

Receipt No.:

Posted By:

Receipt Date: 8/29/2019 Cash: \$0.00 Submitted By: JenniferBurke1  
 Total Amount: \$220.00 Check: \$0.00 Department: Superstition Fire & Medical District  
 Wire/Direct Deposit: \$220.00  
 Credit Card: \$0.00

| GL         | Source  | Cost | Object | Subsid | Subled | Type | Notes                       | Amount   |
|------------|---------|------|--------|--------|--------|------|-----------------------------|----------|
| 6116421001 | 73160.0 |      |        |        |        |      | WIRED MONEY TO GENERAL FUND | \$220.00 |

PS

Superstition Fire & Medical District

GL Account Ledger - Detail By Date Range

08/01/2019 through 08/31/2019

Sorted by Date and Document

| Batch           | Journal | Entry # | Date     | Job | Document      | Description                   | Debits        | Credits             | Balance                 |
|-----------------|---------|---------|----------|-----|---------------|-------------------------------|---------------|---------------------|-------------------------|
| 100-10-10150-10 |         |         |          |     |               | PAYROLL ACCOUNT               |               |                     |                         |
| 17013           | Z       | 761002  | 08/09/19 |     | JE0803        | Paydate 080919 RcIs           | -             | 48,636.04           | (\$925,279.64)          |
| 17013           | Z       | 761009  | 08/09/19 |     | JE0803        | Paydate 080919 RcIs           | -             | 8,876.55            | (973,915.68)            |
| 17008           | PR      | 760804  | 08/09/19 |     | 18138 - 41109 | Payroll All Freq 8/4/2019     | -             | 365,560.89          | (982,792.23)            |
| 17027           | Z       | 761475  | 08/23/19 |     | JE0804        | Paydate 082319 RcIs           | -             | 49,493.22           | (1,348,353.12)          |
| 17027           | Z       | 761482  | 08/23/19 |     | JE0804        | Paydate 082319 RcIs           | -             | 8,776.55            | (1,397,846.34)          |
| 17023           | PR      | 761288  | 08/23/19 |     | 18143 - 41285 | Payroll All Freq 8/18/2019    | -             | 369,374.57          | (1,406,622.89)          |
|                 |         |         |          |     |               | <b>PAYROLL ACCOUNT TOTAL:</b> | <b>\$0.00</b> | <b>\$850,717.82</b> | <b>(\$1,775,997.46)</b> |
|                 |         |         |          |     |               | <b>TOTAL OF LEDGER:</b>       | <b>\$0.00</b> | <b>\$850,717.82</b> | <b>(\$1,775,997.46)</b> |

(H)

# Commercial Checking Acct Public Funds

Account number: 4121535058 ■ August 1, 2019 - August 31, 2019 ■ Page 1 of 2



SUPERSTITION FIRE & MEDICAL DISTRICT  
 PAYROLL CLEARING ACCT  
 565 N IDAHO RD  
 APACHE JUNCTION AZ 85119-4014

## Questions?

Call your Customer Service Officer or Client Services  
**1-800-AT WELLS** (1-800-289-3557)  
 5:00 AM TO 6:00 PM Pacific Time Monday - Friday

Online: [wellsfargo.com](http://wellsfargo.com)

Write: Wells Fargo Bank, N.A. (182)  
 PO Box 63020  
 San Francisco, CA 94163

## Account summary

### Commercial Checking Acct Public Funds

| Account number | Beginning balance | Total credits | Total debits  | Ending balance |
|----------------|-------------------|---------------|---------------|----------------|
| 4121535058     | \$100.00          | \$752,016.02  | -\$752,016.02 | \$100.00       |

## Credits

### Electronic deposits/bank credits

| Effective date | Posted date | Amount              | Transaction detail  |
|----------------|-------------|---------------------|---|
|                | 08/08       | 373,316.90          | WT Seq106210 Pinal County /Org=Pinal County Treasurer Srff<br>Gw00000026836456 Trn#190808106210 Rfb# 6765 |
|                | 08/21       | 378,699.12          | WT Seq153584 Pinal County /Org=Pinal County Treasurer Srff<br>Gw00000027134964 Trn#190821153584 Rfb# 6775 |
|                |             | <b>\$752,016.02</b> | <b>Total electronic deposits/bank credits</b>   |
|                |             | <b>\$752,016.02</b> | <b>Total credits</b>  |

## Debits

### Electronic debits/bank debits

| Effective date | Posted date | Amount     | Transaction detail  |
|----------------|-------------|------------|---|
|                | 08/09       | 221,331.56 | ACH Origination - Superstition Fir - File 1860311208 Coid 1860311208                                |
|                | 08/09       | 44,457.86  | ACH Origination - Superstition Fir - File 1860311208 Coid 1860311208                                |
|                | 08/09       | 29,959.18  | ACH Origination - Superstition Fir - File 1860311208 Coid 1860311208                                |
|                | 08/09       | 5,938.86   | ACH Origination - Superstition Fir - File 1860311208 Coid 1860311208                                |
|                | 08/09       | 10,584.16  | Healthequity Inc Healthequi 08 Aug 82581 Superstition Fire & ME                                     |
|                | 08/09       | 50,847.72  | < Business to Business ACH Debit - IRS Usataxpyrmt 080919 220962152854942<br>Superstition Fire & ME |
|                | 08/09       | 10,197.56  | < Business to Business ACH Debit - AZ Dept of Rev Ccddir.Dbt xxxxx3092<br>Superstition Fire & ME    |
|                | 08/21       | 10,484.16  | Healthequity Inc Healthequi 20 Aug 82581 Superstition Fire & ME                                     |
|                | 08/23       | 224,576.09 | ACH Origination - Superstition Fir - File 1860311208 Coid 1860311208                                |
|                | 08/23       | 43,836.86  | ACH Origination - Superstition Fir - File 1860311208 Coid 1860311208                                |





**Electronic debits/bank debits** (continued)

| Effective date | Posted date | Amount              | Transaction detail  |
|----------------|-------------|---------------------|---|
|                | 08/23       | 31,395.63           | ACH Origination - Superstition Fir - File 1860311208 Coid 1860311208                              |
|                | 08/23       | 5,881.80            | ACH Origination - Superstition Fir - File 1860311208 Coid 1860311208                              |
|                | 08/23       | 52,129.85           | < Business to Business ACH Debit - IRS Usat taxpymt 082319 220963524325405 Superstition Fire & ME |
|                | 08/23       | 10,394.73           | < Business to Business ACH Debit - AZ Dept of Rev Ccddir.Dbt xxxxx3092 Superstition Fire & ME     |
|                |             | <b>\$752,016.02</b> | <b>Total electronic debits/bank debits</b>  |
|                |             | <b>\$752,016.02</b> | <b>Total debits</b>   |

< **Business to Business ACH:** If this is a business account, this transaction has a return time frame of one business day from post date. This time frame does not apply to consumer accounts.

**Daily ledger balance summary**

| Date                                | Balance    | Date               | Balance    | Date  | Balance |
|-------------------------------------|------------|--------------------|------------|-------|---------|
| 07/31                               | 100.00     | 08/09              | 100.00     | 08/23 | 100.00  |
| 08/08                               | 373,416.90 | 08/21              | 368,314.96 |       |         |
| <b>Average daily ledger balance</b> |            | <b>\$35,898.28</b> |            |       |         |

# Commercial Checking Acct Public Funds

Account number: 4942920083 ■ August 1, 2019 - August 31, 2019 ■ Page 1 of 6



SUPERSTITION FIRE & MEDICAL DISTRICT  
GROUND TRANSPORTATION  
565 N IDAHO RD  
APACHE JUNCTION AZ 85119-4014

## Questions?

Call your Customer Service Officer or Client Services  
**1-800-AT WELLS** (1-800-289-3557)  
5:00 AM TO 6:00 PM Pacific Time Monday - Friday

Online: [wellsfargo.com](http://wellsfargo.com)

Write: Wells Fargo Bank, N.A. (182)  
PO Box 63020  
San Francisco, CA 94163

## Account summary

### Commercial Checking Acct Public Funds

100 (P)  
220<sup>06</sup>

150  
6125<sup>76</sup>

| Account number | Beginning balance | Total credits | Total debits  | Ending balance |
|----------------|-------------------|---------------|---------------|----------------|
| 4942920083     | \$4.40            | \$252,496.63  | -\$246,155.27 | \$6,345.76     |

## Credits

### Electronic deposits/bank credits

| Effective date | Posted date | Amount | Transaction detail  |
|----------------|-------------|--------|---|
| 08/01          |             | 447.76 | Merchant Service Merch Dep 190731 8029396648 Superstition Fire and                          |
| 08/01          |             | 396.70 | Noridian Azutmt Hcclaimpmt 190730 1184003220<br>TRN*1*891600496*1450173185~                 |
| 08/01          |             | 251.70 | Hhp Texas Hcclaimpmt 190801 362703<br>TRN*1*011840012522152*1610994632\                     |
| 08/01          |             | 210.08 | Aetna H09 Hcclaimpmt 1184003220 TRN*1*160729190393185*1066033492\                           |
| 08/01          |             | 20.00  | Pnp Billpayment 072919Sett 190801 6500 Apache Junction Fire D                               |
| 08/02          |             | 10.00  | Merchant Service Merch Dep 190801 8029396648 Superstition Fire and                          |
| 08/02          |             | 881.72 | Ahcccs Programma Hcclaimpmt 190731 201907311007055<br>TRN*1*201907311007055*1866004791*Ffsv |
| 08/02          |             | 453.52 | Noridian Azutmt Hcclaimpmt 190731 1184003220<br>TRN*1*891604277*1450173185~                 |
| 08/02          |             | 168.42 | Aetna AS01 Hcclaimpmt 1184003220<br>TRN*1*819211000336035*1066033492\                       |
| 08/02          |             | 40.00  | Pnp Billpayment 073019Sett 190802 6500 Apache Junction Fire D                               |
| 08/05          |             | 374.82 | Merchant Service Merch Dep 190803 8029396648 Superstition Fire and                          |
| 08/05          |             | 65.00  | Merchant Service Merch Dep 190802 8029396648 Superstition Fire and                          |
| 08/05          |             | 655.22 | Optum Lifestream Hcclaimpmt 091000013735658<br>TRN*1*3735658*1272337487~                    |
| 08/05          |             | 470.09 | Noridian Azutmt Hcclaimpmt 190801 1184003220<br>TRN*1*891607922*1450173185~                 |
| 08/05          |             | 282.78 | Hhp Texas Hcclaimpmt 190805 362703<br>TRN*1*011840012523872*1610994632\                     |



**Electronic deposits/bank credits (continued)**

| Effective date | Posted date | Amount    | Transaction detail  |
|----------------|-------------|-----------|---|
| 08/05          |             | 89.91     | 36 Treas 310 Misc Pay 080519 xxxxx0012<br>*15*084661109\GE*1*41565309\lea*1*041565275\  |
| 08/06          |             | 2,878.16  | Noridian Azutmt Hcclaimpmt 190802 1184003220<br>TRN*1*891612011*1450173185~   |
| 08/06          |             | 495.13    | Hhp Texas Hcclaimpmt 190806 362703<br>TRN*1*011840012525966*1610994632\   |
| 08/06          |             | 300.00    | Pnp Billpayment Payables 190806 6500 Apache Junction Fire D   |
| 08/07          |             | 1,806.35  | Merchant Service Merch Dep 190806 8029396648 Superstition Fire and  |
| 08/07          |             | 22,773.16 | Noridian Azutmt Hcclaimpmt 190805 1184003220<br>TRN*1*891615920*1450173185~   |
| 08/07          |             | 4,492.88  | Mercy Care Plan Hcclaimpmt 190806 00145658<br>TRN*1*5271146*1860527381*Ahcccs Acute\  |
| 08/07          |             | 1,108.40  | Mercy Care Plan Hcclaimpmt 190806 00145658<br>TRN*1*5273698*1860527381*Mercy Care Advantage - S                                 |
| 08/07          |             | 326.70    | 36 Treas 310 Misc Pay 080719 xxxxx0012 1*041645379\   |
| 08/07          |             | 119.92    | Bcbs of Arizona Hcclaimpmt 190805 1184003220<br>TRN*1*410929351*1860004538\   |
| 08/08          |             | 31,635.00 | WT Seq#67941 Superstition Fire & Med /Org=Superstition Fire & Medical<br>Distri Srf# Gb00000026827791 Trn#190808067941 Rfb# 354 |
| 08/08          |             | 265.98    | Merchant Service Merch Dep 190807 8029396648 Superstition Fire and  |
| 08/08          |             | 8,151.53  | Noridian Azutmt Hcclaimpmt 190806 1184003220<br>TRN*1*891619401*1450173185~   |
| 08/08          |             | 209.98    | Aetna H09 Hcclaimpmt 1184003220 TRN*1*160805190442489*1066033492\   |
| 08/08          |             | 40.00     | Pnp Billpayment 080519Sett 190808 6500 Apache Junction Fire D   |
| 08/09          |             | 2,137.43  | Merchant Service Merch Dep 190808 8029396648 Superstition Fire and  |
| 08/09          |             | 1,560.73  | 36 Treas 310 Misc Pay 080919 xxxxx0012 lea*1*041718181\   |
| 08/09          |             | 1,376.18  | Aetna AS01 Hcclaimpmt 1184003220<br>TRN*1*819218000382504*1066033492\   |
| 08/09          |             | 485.17    | Aetna H09 Hcclaimpmt 1184003220 TRN*1*160806190401821*1066033492\   |
| 08/09          |             | 378.35    | Noridian Azutmt Hcclaimpmt 190807 1184003220<br>TRN*1*891623039*1450173185~   |
| 08/09          |             | 104.82    | Ahcccs Programma Hcclaimpmt 190807 201908071011940<br>TRN*1*201908071011940*1866004791*Ffsv                                     |
| 08/09          |             | 102.06    | Bcbs of Arizona Hcclaimpmt 190807 1184003220<br>TRN*1*411023263*1860004538\   |
| 08/09          |             | 40.00     | Pnp Billpayment 080619Sett 190809 6500 Apache Junction Fire D   |
| 08/12          |             | 50.00     | Merchant Service Merch Dep 190810 8029396648 Superstition Fire and  |
| 08/12          |             | 1,758.10  | Bcbs of Arizona Hcclaimpmt 190808 1184003220<br>TRN*1*411071906*1860004538\   |
| 08/12          |             | 394.33    | Noridian Azutmt Hcclaimpmt 190808 1184003220<br>TRN*1*891627130*1450173185~   |
| 08/12          |             | 99.38     | Mercy Care Plan Hcclaimpmt 190809 00145658<br>TRN*1*5275024*1860527381*Altcs General\   |
| 08/12          |             | 40.00     | Pnp Billpayment 080719Sett 190812 6500 Apache Junction Fire D   |
| 08/13          |             | 737.65    | Aetna H09 Hcclaimpmt 1184003220 TRN*1*160808190438300*1066033492\   |
| 08/13          |             | 727.20    | Hhp Texas Hcclaimpmt 190813 362703<br>TRN*1*011840012529512*1610994632\   |



**Electronic deposits/bank credits (continued)**

| Effective date | Posted date | Amount    | Transaction detail  |
|----------------|-------------|-----------|---|
|                | 08/13       | 187.58    | Bcbs of Arizona Hcclaimpmt 190809 1184003220<br>TRN*1*411122201*1860004538\   |
|                | 08/14       | 275.00    | Merchant Service Merch Dep 190813 8029396648 Superstition Fire and  |
|                | 08/14       | 2,244.36  | Mercy Care Plan Hcclaimpmt 190813 00145658<br>TRN*1*5277075*1860527381*Ahcccs Acute\  |
|                | 08/14       | 2,109.92  | Bcbs of Arizona Hcclaimpmt 190812 1184003220<br>TRN*1*411277721*1860004538\   |
|                | 08/14       | 219.78    | Aetna H09 Hcclaimpmt 1184003220 TRN*1*160809190454715*1066033492\   |
|                | 08/14       | 93.34     | Mercy Care Plan Hcclaimpmt 190813 00145658<br>TRN*1*5278477*1860527381*DD General\  |
|                | 08/15       | 27,970.00 | WT Seq113434 Superstition Fire & Med /Org=Superstition Fire & Medical<br>Distri Srf# Gb00000026994217 Trn#190815113434 Rfb# 357 |
|                | 08/15       | 1,232.54  | Merchant Service Merch Dep 190814 8029396648 Superstition Fire and  |
|                | 08/15       | 767.36    | Noridian Azutmt Hcclaimpmt 190813 1184003220<br>TRN*1*891638568*1450173185~   |
|                | 08/15       | 20.00     | Pnp Billpayment 081219Sett 190815 6500 Apache Junction Fire D   |
|                | 08/16       | 252.56    | Merchant Service Merch Dep 190815 8029396648 Superstition Fire and  |
|                | 08/16       | 101.49    | Humanadental Ins Efpayment 190816 362703<br>TRN*1*017370010507960*1390714280\   |
|                | 08/16       | 90.02     | Aetna AS01 Hcclaimpmt 1184003220<br>TRN*1*819225000310303*1066033492\   |
|                | 08/16       | 20.00     | Pnp Billpayment 081319Sett 190816 6500 Apache Junction Fire D   |
|                | 08/19       | 772.53    | Merchant Service Merch Dep 190817 8029396648 Superstition Fire and  |
|                | 08/19       | 99.53     | Merchant Service Merch Dep 190816 8029396648 Superstition Fire and  |
|                | 08/19       | 3,062.71  | Bcbs of Arizona Hcclaimpmt 190815 1184003220<br>TRN*1*411421859*1860004538\   |
|                | 08/19       | 394.63    | Hhp Texas Hcclaimpmt 190819 362703<br>TRN*1*011840012533159*1610994632\   |
|                | 08/19       | 201.39    | Humana Cha Disb Hcclaimpmt 190819 362703<br>TRN*1*014840100610365*1611013183\   |
|                | 08/20       | 25.00     | Merchant Service Hist Rtn 190820 8029396648 Superstition Fire and   |
|                | 08/20       | 50.00     | Merchant Service Merch Dep 190818 8029396648 Superstition Fire and  |
|                | 08/20       | 660.76    | Hhp Texas Hcclaimpmt 190820 362703<br>TRN*1*011840012533836*1610994632\   |
|                | 08/20       | 458.13    | Humana Ins CO Hcclaimpmt 190820 362703<br>TRN*1*001290045444480*1391263473\   |
|                | 08/20       | 259.37    | Optum Lifestream Hcclaimpmt 091000017610268<br>TRN*1*7610268*1272337487~  |
|                | 08/20       | 197.69    | Hhp Texas Hcclaimpmt 190820 362703<br>TRN*1*011840012535582*1610994632\   |
|                | 08/21       | 330.00    | Merchant Service Merch Dep 190820 8029396648 Superstition Fire and  |
|                | 08/21       | 2,167.70  | Mercy Care Plan Hcclaimpmt 190820 00145658<br>TRN*1*5282755*1860527381*Ahcccs Acute\  |
|                | 08/21       | 536.77    | Mercy Care Plan Hcclaimpmt 190820 00145658<br>TRN*1*5285367*1860527381*Mercy Care Advantage - S                                 |
|                | 08/22       | 37,300.00 | WT Seq#77095 Superstition Fire & Med /Org=Superstition Fire & Medical<br>Distri Srf# Gb00000027151993 Trn#190822077095 Rfb# 360 |



**Electronic deposits/bank credits (continued)**

| Effective date | Posted date | Amount    | Transaction detail   |
|----------------|-------------|-----------|--|
| 08/22          |             | 973.24    | Merchant Service Merch Dep 190821 8029396648 Superstition Fire and                               |
| 08/22          |             | 762.23    | Optum Lifeprint Hcclaimpmt 091000017937889<br>TRN*1*7937889*1272337487~                          |
| 08/22          |             | 638.77    | Noridian Azutmt Hcclaimpmt 190820 1184003220<br>TRN*1*891657534*1450173185~                      |
| 08/23          |             | 200.00    | Merchant Service Merch Dep 190822 8029396648 Superstition Fire and                               |
| 08/23          |             | 1,291.07  | Bcbs of Arizona Hcclaimpmt 190821 1184003220<br>TRN*1*411721194*1860004538\                      |
| 08/23          |             | 866.22    | Ahcccs Programma Hcclaimpmt 190821 201908211022617<br>TRN*1*201908211022617*1866004791*Fsv       |
| 08/23          |             | 361.28    | Noridian Azutmt Hcclaimpmt 190821 1184003220<br>TRN*1*891661042*1450173185~                      |
| 08/23          |             | 25.00     | Aetna AS01 Hcclaimpmt 1184003220<br>TRN*1*819232000445382*1066033492\                            |
| 08/26          |             | 2,644.43  | Merchant Service Merch Dep 190823 8029396648 Superstition Fire and                               |
| 08/26          |             | 340.00    | Merchant Service Merch Dep 190824 8029396648 Superstition Fire and                               |
| 08/26          |             | 1,594.76  | Bcbs of Arizona Hcclaimpmt 190822 1184003220<br>TRN*1*411778137*1860004538\                      |
| 08/26          |             | 231.99    | Optum Lifeprint Hcclaimpmt 091000018237940<br>TRN*1*8237940*1272337487~                          |
| 08/26          |             | 120.00    | Pnp Billpayment 082119Sett 190826 6500 Apache Junction Fire D                                    |
| 08/27          |             | 100.00    | Merchant Service Merch Dep 190825 8029396648 Superstition Fire and                               |
| 08/27          |             | 23,193.38 | Noridian Azutmt Hcclaimpmt 190823 1184003220<br>TRN*1*891668934*1450173185~                      |
| 08/27          |             | 2,046.64  | Bcbs of Arizona Hcclaimpmt 190823 1184003220<br>TRN*1*411822221*1860004538\                      |
| 08/27          |             | 610.45    | 36 Treas 310 Misc Pay 082719 xxxxx0012<br>4*085338200\GE*1*42242400\lea*1*042242366\             |
| 08/27          |             | 412.01    | Humana Ins CO Efpayment 190827 362703<br>TRN*1*001290045581853*1391263473\                       |
| 08/27          |             | 228.29    | Optum Lifeprint Hcclaimpmt 091000018485097<br>TRN*1*8485097*1272337487~                          |
| 08/27          |             | 187.12    | Hhp Texas Hcclaimpmt 190827 362703<br>TRN*1*011840012538884*1610994632\                          |
| 08/27          |             | 100.00    | Pnp Billpayment 082219SD 190827 6500 Apache Junction Fire D                                      |
| 08/28          |             | 250.00    | Merchant Service Merch Dep 190827 8029396648 Superstition Fire and                               |
| 08/28          |             | 1,082.36  | Noridian Azutmt Hcclaimpmt 190826 1184003220<br>TRN*1*891672208*1450173185~                      |
| 08/28          |             | 825.89    | Mercy Care Plan Hcclaimpmt 190827 00145658<br>TRN*1*5287222*1860527381*Ahcccs Acute\             |
| 08/28          |             | 400.84    | Palmetto Gba Hcclaimpmt 190823 1184003220<br>TRN*1*806205765*1571062326~                         |
| 08/28          |             | 383.67    | Mercy Care Plan Hcclaimpmt 190827 00145658<br>TRN*1*5290020*1860527381* Mercy Care Advantage - S |
| 08/28          |             | 212.39    | Aetna H09 Hcclaimpmt 1184003220 TRN*1*160823190316814*1066033492\                                |
| 08/28          |             | 110.40    | Bcbs of Arizona Hcclaimpmt 190826 1184003220<br>TRN*1*411973741*1860004538\                      |



**Electronic deposits/bank credits (continued)**

| Effective date | Posted date | Amount              | Transaction detail   |
|----------------|-------------|---------------------|--|
| 08/29          |             | 33,615.00           | WT Seq#97235 Superstition Fire & Med /Org=Superstition Fire & Medical Distri Srf# Gb00000027320347 Trn#190829097235 Rfb# 363 |
| 08/29          |             | 50.00               | Merchant Service Merch Dep 190828 8029396648 Superstition Fire and   |
| 08/29          |             | 594.74              | Optum Lifeprint Hcclaimpmt 091000018901444 TRN*1*8901444*1272337487~   |
| 08/29          |             | 172.53              | Hhp Texas Hcclaimpmt 190829 362703 TRN*1*011840012541638*1610994632\   |
| 08/29          |             | 20.00               | Pnp Billpayment 082619 190829 6500 Apache Junction Fire D  |
| 08/30          |             | 959.57              | Merchant Service Merch Dep 190829 8029396648 Superstition Fire and   |
| 08/30          |             | 1,533.68            | Aetna AS01 Hcclaimpmt 1184003220 TRN*1*819239000363839*1066033492\   |
| 08/30          |             | 1,355.19            | Bcbs of Arizona Hcclaimpmt 190828 1184003220 TRN*1*412071679*1860004538\   |
| 08/30          |             | 929.43              | Aetna AS01 Hcclaimpmt 1184003220 TRN*1*819239000363837*1066033492\   |
| 08/30          |             | 810.38              | Hhp Texas Hcclaimpmt 190830 362703 TRN*1*011840012541961*1610994632\   |
| 08/30          |             | 346.86              | Bcbs of Arizona Hcclaimpmt 190828 1184003220 TRN*1*412072770*1860004538\   |
| 08/30          |             | 204.35              | Humana Ins CO Efpayment 190830 362703 TRN*1*001290045660032*1391263473\  |
| 08/30          |             | 200.00              | Pnp Billpayment 082719Sett 190830 6500 Apache Junction Fire D  |
|                |             | <b>\$252,496.63</b> | <b>Total electronic deposits/bank credits</b>  |
|                |             | <b>\$252,496.63</b> | <b>Total credits</b>   |

**Debits**

**Electronic debits/bank debits**

| Effective date | Posted date | Amount    | Transaction detail   |
|----------------|-------------|-----------|--|
| 08/02          |             | 260.27    | Merchant Service Merch Fee 190731 8029396648 Superstition Fire and                                 |
| 08/08          |             | 78,800.00 | WT Seq#67966 Pinal County /Bnf=Pinal County Master Srf# Gw00000026827713 Trn#190808067966 Rfb# 356 |
| 08/08          |             | 360.00    | WT Seq#67954 Pinal County /Bnf=Pinal County Master Srf# Gw00000026827793 Trn#190808067954 Rfb# 355 |
| 08/15          |             | 44,995.00 | WT Seq113451 Pinal County /Bnf=Pinal County Master Srf# Gw00000026994074 Trn#190815113451 Rfb# 359 |
| 08/15          |             | 120.00    | WT Seq113442 Pinal County /Bnf=Pinal County Master Srf# Gw00000026994073 Trn#190815113442 Rfb# 358 |
| 08/19          |             | 25.00     | Merchant Service Merch Chbk 190815 8029396648 Superstition Fire and                                |
| 08/22          |             | 49,290.00 | WT Seq#77122 Pinal County /Bnf=Pinal County Master Srf# Gw00000027151998 Trn#190822077122 Rfb# 362 |
| 08/22          |             | 40.00     | WT Seq#77115 Pinal County /Bnf=Pinal County Master Srf# Gw00000027151563 Trn#190822077115 Rfb# 361 |



**Electronic debits/bank debits (continued)**

| Effective date | Posted date | Amount              | Transaction detail   |
|----------------|-------------|---------------------|--|
|                | 08/29       | 72,045.00           | WT Seq#97255 Pinal County /Bnf=Pinal County Master Srff#<br>Gw00000027321184 Trn#190829097255 Rfb# 365 |
|                | 08/29       | 220.00              | WT Seq#97240 Pinal County /Bnf=Pinal County Master Srff#<br>Gw00000027321180 Trn#190829097240 Rfb# 364 |
|                |             | <b>\$246,155.27</b> | <b>Total electronic debits/bank debits</b>   |
|                |             | <b>\$246,155.27</b> | <b>Total debits</b>  |

**Daily ledger balance summary**

| Date                                | Balance   | Date              | Balance   | Date  | Balance   |
|-------------------------------------|-----------|-------------------|-----------|-------|-----------|
| 07/31                               | 4.40      | 08/12             | 8,531.59  | 08/22 | 0.84      |
| 08/01                               | 1,330.64  | 08/13             | 10,184.02 | 08/23 | 2,744.41  |
| 08/02                               | 2,624.03  | 08/14             | 15,126.42 | 08/26 | 7,675.59  |
| 08/05                               | 4,561.85  | 08/15             | 1.32      | 08/27 | 34,553.48 |
| 08/06                               | 8,235.14  | 08/16             | 465.39    | 08/28 | 37,819.03 |
| 08/07                               | 38,862.55 | 08/19             | 4,971.18  | 08/29 | 6.30      |
| 08/08                               | 5.04      | 08/20             | 6,622.13  | 08/30 | 6,345.76  |
| 08/09                               | 6,189.78  | 08/21             | 9,656.60  |       |           |
| <b>Average daily ledger balance</b> |           | <b>\$7,642.13</b> |           |       |           |

Superstition Fire & Medical District

Balance Sheet

As of 8/31/2019

FUND: (100) General Fund

Assets

Current Assets

|                           |                              |                                 |
|---------------------------|------------------------------|---------------------------------|
| Fund Cash - General (M&O) | \$1,586,948.14               | } < 189,049 <sup>32</sup> > (Q) |
| Payroll Account           | (1,775,997.46)               |                                 |
| Petty Cash - Accounting   | 100.00                       |                                 |
| Due From other funds      | 1,277,858.72                 |                                 |
| Total Current Assets      | <u>\$1,088,909.40</u>        |                                 |
| <b>Total Assets</b>       | <u><u>\$1,088,909.40</u></u> |                                 |

Liabilities and Equity

Current Liabilities

|  |                 |
|--|-----------------|
| Sales Tax Payable                        | \$94.71         |
| EV FF Charities                          | 916.00          |
| Disability Insurance-Voluntary Long Term | (36.70)         |
| Life Insurance - Voluntary Supplemental  | (305.44)        |
| Total Current Liabilities                | <u>\$668.57</u> |
| <b>Total Liabilities</b>                 | <u>\$668.57</u> |

Equity

|                                     |                              |
|-------------------------------------|------------------------------|
| Fund Balance - General Fund         | \$2,948,224.26               |
| Current Year Profit/Loss            | (1,859,983.43)               |
| Total Equity                        | <u>1,088,240.83</u>          |
| <b>Total Liabilities and Equity</b> | <u><u>\$1,088,909.40</u></u> |





Manage your account online: [www.chase.com/ink](http://www.chase.com/ink)

Customer Service: 1-800-945-2028

Mobile: Download the Chase Mobile® app today

| September 2019 |    |    |    |    |    |    |
|----------------|----|----|----|----|----|----|
| S              | M  | T  | W  | T  | F  | S  |
| 1              | 2  | 3  | 4  | 5  | 6  | 7  |
| 8              | 9  | 10 | 11 | 12 | 13 | 14 |
| 15             | 16 | 17 | 18 | 19 | 20 | 21 |
| 22             | 23 | 24 | 25 | 26 | 27 | 28 |
| 29             | 30 | 1  | 2  | 3  | 4  | 5  |
| 6              | 7  | 8  | 9  | 10 | 11 | 12 |

New Balance  
**\$7,856.06**  
 Minimum Payment Due  
**\$1,571.00**  
 Payment Due Date  
**09/04/19**

Late Payment Warning: If we do not receive your minimum payment by the due date, you may have to pay up to a \$39 late fee.  
 Minimum Payment Warning: Enroll in Auto-Pay and avoid missing a payment. To enroll, call the number on the back of your card or go to the web site listed above.

### ACCOUNT SUMMARY

|                                     |                     |
|-------------------------------------|---------------------|
| Account Number: 4246 3152 5232 6481 |                     |
| Previous Balance                    | \$6,564.49          |
| Payment, Credits                    | -\$6,724.58         |
| Purchases                           | +\$8,016.15         |
| Cash Advances                       | \$0.00              |
| Balance Transfers                   | \$0.00              |
| Fees Charged                        | \$0.00              |
| Interest Charged                    | \$0.00              |
| <b>New Balance</b>                  | <b>\$7,856.06</b>   |
| Opening/Closing Date                | 07/11/19 - 08/10/19 |
| Credit Limit                        | \$50,000            |
| Available Credit                    | \$42,143            |
| Cash Access Line                    | \$10,000            |
| Available for Cash                  | \$10,000            |
| Past Due Amount                     | \$0.00              |
| Balance over the Credit Limit       | \$0.00              |

100 (R)  
 \$3,970<sup>08</sup>

VENDOR # Chasem  
 ACCOUNT # \_\_\_\_\_  
 APPROVAL \_\_\_\_\_  
 DATE PAID \_\_\_\_\_  
 WARRANT # \_\_\_\_\_


AUG 13 2019

0000001 F1533339 C 1

Y 9 10 19/08/10

Page 1 of 3

08930 MA DA 54628 22210000010005482801



P.O. BOX 15123  
 WILMINGTON, DE 19850-5123  
 For Undeliverable Mail Only

Get updates on the go  
 Log on to [chase.com/alerts](http://chase.com/alerts)

4246315252326481001571000078560600000006

Payment Due Date: 09/04/19  
 New Balance: \$7,856.06  
 Minimum Payment: \$1,571.00

Account number: 4246 3152 5232 6481

\$ \_\_\_\_\_ Amount Enclosed  
 Make/Mail to Chase Card Services at the address below:

54928 BEX 9 22219 C  
 ROGER WOOD  
 SUPERSTITION FIRE  
 565 N IDAHO RD  
 APACHE JUNCTION AZ 85119-4014

CARDMEMBER SERVICE  
 PO BOX 6294  
 CAROL STREAM IL 60197-6294

5000 160 28 1595 25 23 26 1,8 15



### ACCOUNT ACTIVITY

| Date of Transaction | Merchant Name or Transaction Description | \$ Amount |
|---------------------|--|-----------|
|---------------------|--|-----------|

|       |                              |           |
|-------|------------------------------|-----------|
| 07/28 | Payment ThankYou Image Check | -2,709.89 |
| 07/28 | Payment ThankYou Image Check | -1,827.47 |
| 07/28 | Payment ThankYou Image Check | -1,921.45 |
| 07/28 | Payment ThankYou Image Check | -305.68   |

ROGER WOOD  
TRANSACTIONS THIS CYCLE (CARD 6481) \$6564.49-  
INCLUDING PAYMENTS RECEIVED

|       |   |                     |
|-------|---|---------------------|
| 07/31 | ARIZONA STATE FIRE TRA 623-3336500 AZ<br>RICHARD CCHS<br>TRANSACTIONS THIS CYCLE (CARD 6580) \$189.50 | 17609 ✓ 189.50 100F |
|-------|---|---------------------|

|       |   |                    |
|-------|---|--------------------|
| 08/02 | FEDEX 98393797 180-0463333 TN<br>KELLY BARTZ<br>TRANSACTIONS THIS CYCLE (CARD 6598) \$18.23 | 17615 ✓ 18.23 100F |
|-------|---|--------------------|

|       |   |                    |
|-------|---|--------------------|
| 07/12 | SPRINGHILL SUITES GLEN GLENDALE AZ  | 17528 -160.09 100F |
| 07/10 | SPRINGHILL SUITES GLEN GLENDALE AZ  | 17528 480.25 100F  |
| 07/12 | SPRINGHILL SUITES GLEN GLENDALE AZ  | 17528 320.16 100F  |
| 08/04 | Amazon.com*MA3OX0QU2 Amzn.com/bill WA<br>ANNA BUTEL<br>TRANSACTIONS THIS CYCLE (CARD 6655) \$704.95 | 17616 ✓ 64.63      |

|       |  |                     |
|-------|--|---------------------|
| 08/01 | SQ *ARIZONA CHAPTER IAAI Phoenix AZ<br>RUBEN BRIONES<br>TRANSACTIONS THIS CYCLE (CARD 2150) \$180.00 | 17607 ✓ 180.00 100F |
|-------|--|---------------------|

|       |                                  |                     |
|-------|----------------------------------|---------------------|
| 07/13 | HOLIDAY INN EXPRESS FLAGSTAFF AZ | 17610 ✓ 324.64 100F |
| 07/13 | HOLIDAY INN EXPRESS FLAGSTAFF AZ | 17610 ✓ 324.64 100F |
| 07/16 | FEDEX 484438697 MEMPHIS TN       | 17610 ✓ 30.24 100F  |

|       |  |                                   |
|-------|--|-----------------------------------|
| 07/22 | COSTCO *BUS CENTER 827 602-274-4651 AZ | 100F 17610 \$370.56 ✓ 555.84 150F |
| 07/22 | COSTCO *BUS CENTER 827 602-274-4651 AZ | 100F 17610 \$386.00 ✓ 579.00 150F |
| 07/22 | COSTCO *BUS CENTER 827 602-274-4651 AZ | 17610 ✓ 259.21 100F               |

|       |  |                     |
|-------|--|---------------------|
| 07/24 | AMZN Mktip US*MH6B54RF0 Amzn.com/bill WA | 17610 ✓ 134.99 100F |
| 07/24 | FEDEX 485118178 MEMPHIS TN               | 17610 ✓ 31.61 100F  |
| 07/25 | APACHE JUNCTION MVD APACHE JUNCTI AZ     | 17610 ✓ 4.00 100F   |

|       |                                       |                     |
|-------|---------------------------------------|---------------------|
| 07/30 | Amazon.com*MA2AW6XR2 Amzn.com/bill WA | 17610 ✓ 71.20 100F  |
| 07/30 | 60 PURCELL TIRE PHOENIX AZ            | 17610 ✓ 238.60 100F |
| 08/01 | KIT*KAMAN PHOENIX AZ 602-273-1641 AZ  | 17610 ✓ 166.92 100F |

|       |  |   |
|-------|--|---|
| 08/03 | AMZN Mktip US*MA7J87QN2 Amzn.com/bill WA | 100F 17610 \$906 13.89 150F 17654 \$463   |
| 08/03 | AMZN Mktip US*MA2NMBVZ1 Amzn.com/bill WA | 100F 17610 \$799 11.99 150F 17654 \$400   |
| 08/02 | AMZN Mktip US*MA0AJ56U2 Amzn.com/bill WA | 100F 17610 \$5327 79.90 150F 17654 \$2663 |
| 08/05 | AMZN Mktip US*MA641TDU2 Amzn.com/bill WA | 100F 17610 \$2169 32.54 150F 17654 \$1085 |

|       |  |                     |
|-------|--|---------------------|
| 08/06 | AMZN Mktip US*MA6JK0PM0 Amzn.com/bill WA   | 17610 38.60 100F    |
| 08/05 | OREILLY AUTO #3595 CAVE CREEK AZ   | 17610 ✓ 128.10 100F |
| 08/07 | AMZN Mktip US*MA9Y76GB0 Amzn.com/bill WA   | 17610 18.18 100F    |
| 08/08 | SHARKNINJA SALES COMPANY 800-798-7398 MA   | 17654 ✓ 96.67 150F  |
| 08/08 | FRY'S 0665 APACHE JUNCTI AZ<br>VAUGHN CROSHAW<br>TRANSACTIONS THIS CYCLE (CARD 0687) \$3173.46 | 17610 ✓ 32.70 100F  |

|       |   |                       |
|-------|---|-----------------------|
| 07/19 | FOREMOST MEDICAL EQUIP 585-586-4880 NY  | 17586 ✓ 674.92 400F   |
| 08/01 | ONE BEAT CPR LEARNING DAVIE FL  | 17637 ✓ 2,690.00 400F |
| 08/06 | NFPA NATL FIRE PROTECT 800-344-3565 MA  | 17636 ✓ 175.00 100F   |
| 08/06 | NORTHWEST FIRE DISTRICT 520-887-1010 AZ<br>TIMA GEROLA<br>TRANSACTIONS THIS CYCLE (CARD 6473) \$3589.92 | 17646 ✓ 50.00 100F    |

| 2019 Totals Year-to-Date       |        |
|--------------------------------|--------|
| Total fees charged in 2019     | \$8.91 |
| Total interest charged in 2019 | \$0.00 |

Year-to-date totals do not reflect any fee or interest refunds you may have received.

# Superstition Fire & Medical District Monthly Pinal County Treasurer's Bank Account Reconciliation

## 150 General Fund

### Reconciliation References:

- A Beginning bank balance
- B Interest Income
- C Current month's deposits
- D Current month's Accounts Payable disbursements
- E Current month's Payroll disbursements
- F Current month's bank ending balance
- G Accounts Payable checks outstanding at month-end
- H Electronic / ACH clearing bank account balance at month-end
- I Lockbox bank account balance at month-end
- J Cash Balance per G/L Balance Sheet
- K Chase MasterCard credit card payment – warrant #1130003251 (paid 8/14/19)



**Superstition Fire & Medical District  
Ground Transport (Fund 150) Cash Reconciliation  
Fiscal Year 2019 - 2020  
8/31/2019**



|                                       | Deposits<br>(Cash Receipts)                       | Cash<br>Disbursements | Book<br>Balance                   |
|---------------------------------------|---|-----------------------|-----------------------------------|
| Book Balance as of: 8/1/2019          |   |                       | \$152,145.83 (A)                  |
| <u>Activity During the Month</u>      |   |                       |                                   |
| Journal Entries:                      |   |                       |                                   |
| Interest Income (Expense):            | 407.22  |                       | 407.22 (B)                        |
| Deposits                              | 245,478.17  |                       | 245,478.17 (C)                    |
| Revenue Transfer                      |   |                       | -                                 |
| Cash Disbursements                    |   |                       |                                   |
| A) Accounts Payable                   |   | (97,689.93)           | (97,689.93) (D)                   |
| B) Payroll Account                    |   | (126,818.54)          | (126,818.54) (E)                  |
| C) Transfer In / Out                  |   |                       | -                                 |
|                                       | <u>\$245,885.39</u>                               | <u>(224,508.47)</u>   | <u>\$173,522.75</u>               |
| <u>Pinal County Bank Balance</u>      |   |                       |                                   |
| Ending Bank Balance as of: 8/31/2019  | Balance from YTD Column                           |                       | \$ 198,310.00 (F)                 |
| Less: Outstanding Warrants            | Check #   |                       |                                   |
|                                       | A/P   | (33,068.83)           | (33,068.83) (G)                   |
|                                       | Payroll   |                       | -                                 |
| Plus:                                 |   |                       | -                                 |
|                                       |   |                       | \$ 165,241.17                     |
|                                       | Cash Balance in Payroll Clearing Account          |                       | \$ - (H)                          |
|                                       | Cash Balance in Electronic / ACH Clearing Account |                       | \$ 6,125.76 (I)                   |
|                                       | Cash Balance in LockBox                           |                       | \$ 9,727.05 (I)                   |
|                                       |   |                       | \$ 181,093.98                     |
| Prepared by: <u>Janif Duke 9/3/19</u> |   |                       | Balance per B/S \$ 181,093.98 (J) |
| Reviewed by: <u>Roger Wood 9/3/19</u> |   |                       | Difference \$ -                   |



Pinal County Treasurer

Monthly Statement

Date Range: 8/1/2019 to 8/31/2019

| Account           | Period  | YTD          |                                   |
|-------------------|---|--------------|-----------------------------------|
| <b>6116421002</b> | <b>Superstition FMD Ground Transport Fund</b> |              |                                   |
| Begin Balance:    | (A) 152,145.83                                | 186,699.32   |                                   |
| Income:           | 245,885.39                                    | 453,271.66   |                                   |
| LOC Advance:      | .00   | .00          |                                   |
| Expense:          | (199,721.22)                                  | (441,660.98) | LOC: .00                          |
| LOC Payments:     | .00   | .00          | Warrants Outstanding: (33,068.83) |
| Cash Balance:     | (F) 198,310.00                                | 198,310.00   | End: 165,241.17                   |

Monthly Statement Summary

| Source Code       | Description                                   | MTDAmount                 | YTDAmount         |
|-------------------|---|---------------------------|-------------------|
| <b>6116421002</b> | <b>Superstition FMD Ground Transport Fund</b> | <b>Beginning Balance:</b> | <b>152,145.83</b> |
|                   |   |                           | <b>186,699.32</b> |
| 21100.40          | Wells Fargo Bank Investment Interest          | 1.13                      | 4.09              |
| 21100.41          | Wells Fargo Repo Investment Interest          | 60.55                     | 179.44            |
| 21100.43          | Wells Fargo Trust Investment Interest         | 3.27                      | 8.64              |
| 21100.46          | Wells Fargo Investment Investment Interest    | 42.63                     | 90.71             |
| 21100.55          | Multi-Bank Securities Investment Interest     | 72.40                     | 72.40             |
| 21100.70          | Vining Sparks Investment Interest             | 210.19                    | 370.29            |
| 21100.80          | Stifel Nicolaus & Company Investment Interest | 17.05                     | 125.05            |
| 73160.0           | Deposits                                      | 245,478.17                | 452,421.04        |
| 90930.0           | Warrants Redeemed                             | (97,689.93)               | (236,058.80)      |
| 91220.0           | Disbursed by County Treasurer                 | (102,031.29)              | (205,602.18)      |
|                   | <b>Ending Balance:</b>                        | <b>198,310.00</b>         | <b>198,310.00</b> |

Monthly Statement Detail

| Date   | Notes   | Doc # | Amount                               | C/D |
|--|---|-------|--------------------------------------|-----|
| <b>6116421002 Superstition FMD Ground Transport Fund</b> |   |       | <b>Beginning Balance: 152,145.83</b> |     |
| 21100.40   | Wells Fargo Bank Investment Interest            |       | Source Code Total: 1.13              |     |
| 08/01  | Investment Interest                             | 0     | 1.13                                 | C   |
| 21100.41   | Wells Fargo Repo Investment Interest            |       | Source Code Total: 60.55             |     |
| 08/01  | Investment Interest                             | 0     | 60.55                                | C   |
| 21100.43   | Wells Fargo Trust Investment Interest           |       | Source Code Total: 3.27              |     |
| 08/02  | Investment Interest                             | 0     | 3.27                                 | C   |
| 21100.46   | Wells Fargo Investment Investment Interest      |       | Source Code Total: 42.63             |     |
| 08/26  | Investment Interest                             | 0     | 24.46                                | C   |
| 08/26  | Investment Interest                             | 0     | 18.17                                | C   |
| 21100.55   | Multi-Bank Securities Investment Interest       |       | Source Code Total: 72.40             |     |
| 08/01  | Investment Interest                             | 0     | 44.47                                | C   |
| 08/02  | Investment Interest                             | 0     | 1.31                                 | C   |
| 08/15  | Investment Interest                             | 0     | 26.62                                | C   |
| 21100.70   | Vining Sparks Investment Interest               |       | Source Code Total: 210.19            |     |
| 08/08  | Investment Interest                             | 0     | 43.72                                | C   |
| 08/12  | Investment Interest                             | 0     | 28.12                                | C   |
| 08/19  | Investment Interest                             | 0     | 34.55                                | C   |
| 08/22  | Investment Interest                             | 0     | 21.00                                | C   |
| 08/26  | Investment Interest                             | 0     | 46.13                                | C   |
| 08/26  | Investment Interest                             | 0     | 36.67                                | C   |
| 21100.80   | Stifel Nicolaus & Company Investment Interest   |       | Source Code Total: 17.05             |     |
| 08/28  | Investment Interest                             | 0     | 17.05                                | C   |
| 73160.0  | Deposits  |       | Source Code Total: 245,478.17        |     |
| 08/08  | WIRED MONEY TO GROUND TRANSPORT FUND            | 0     | 78,800.00                            | C   |
| 08/15  | WIRED MONEY TO GROUND TRANSPORT FUND            | 0     | 44,995.00                            | C   |
| 08/21  | 100.10.45900.10 Wells Fargo/Inv 5449/ck 1448519 | 0     | 106.46                               | C   |
| 08/21  | 100.10.42180.10 Prof Credit/Inv 5426/ck 113465  | 0     | 241.71                               | C   |



Pinal County Treasurer

Monthly Statement

Date Range: 8/1/2019 to 8/31/2019

|                                       |                                       |   |                                 |   |
|---------------------------------------|---------------------------------------|---|---------------------------------|---|
| 08/22                                 | WIRED MONEY TO GROUND TRANSPORT FUND  | 0 | 49,290.00                       | C |
| 08/29                                 | WIRED MONEY TO GROUND TRANSPORT FUND  | 0 | 72,045.00                       | C |
| 90930.0 Warrants Redeemed             |                                       |   | Source Code Total: (97,689.93)  |   |
| 08/01                                 | Paid Warrants                         | 0 | (1,035.13)                      | D |
| 08/02                                 | Paid Warrants                         | 0 | (531.66)                        | D |
| 08/06                                 | Paid Warrants                         | 0 | (11,662.56)                     | D |
| 08/09                                 | Paid Warrants                         | 0 | (178.34)                        | D |
| 08/12                                 | Paid Warrants                         | 0 | (2,620.74)                      | D |
| 08/13                                 | Paid Warrants                         | 0 | (2,864.90)                      | D |
| 08/14                                 | Paid Warrants                         | 0 | (21,155.17)                     | D |
| 08/15                                 | Paid Warrants                         | 0 | (7,469.97)                      | D |
| 08/16                                 | Paid Warrants                         | 0 | (1,577.11)                      | D |
| 08/19                                 | Paid Warrants                         | 0 | (1,884.74)                      | D |
| 08/20                                 | Paid Warrants                         | 0 | (1,620.66)                      | D |
| 08/21                                 | Paid Warrants                         | 0 | (3,258.18)                      | D |
| 08/22                                 | Paid Warrants                         | 0 | (10,897.31)                     | D |
| 08/26                                 | Paid Warrants                         | 0 | (769.37)                        | D |
| 08/27                                 | Paid Warrants                         | 0 | (12,348.78)                     | D |
| 08/28                                 | Paid Warrants                         | 0 | (14,639.31)                     | D |
| 08/29                                 | Paid Warrants                         | 0 | (3,061.78)                      | D |
| 08/30                                 | Paid Warrants                         | 0 | (114.22)                        | D |
| 91220.0 Disbursed by County Treasurer |                                       |   | Source Code Total: (102,031.29) |   |
| 08/08                                 | Ambulatory Emp Payroll Direct Deposit | 0 | (29,959.18)                     | D |
| 08/08                                 | District Federal & State P/R Taxes    | 0 | (12,409.24)                     | D |
| 08/08                                 | District 457, union dues, pac         | 0 | (7,646.47)                      | D |
| 08/21                                 | Ambulatory Emp Payroll Direct Deposit | 0 | (31,395.63)                     | D |
| 08/21                                 | District Federal & State P/R Taxes    | 0 | (13,031.36)                     | D |
| 08/21                                 | District 457, union dues, pac         | 0 | (7,589.41)                      | D |

6116421002 Superstition FMD Ground Transport Fund **Ending Balance: 198,310.00**

**Warrant Detail**

| Payee Name   | Warrant    | Amount    | Issue Dt | Status Dt | Voucher   |
|--|------------|-----------|----------|-----------|---|
| <b>6116421002 Superstition FMD Ground Transport Fund</b> |            |           |          |           | Account Total: 130,758.76   |
| Fund: 1130   |            |           |          |           | Fund Total: 94,127.93   |
| Status: OUTS   |            |           |          |           | Status Total: 33,068.83 <span style="border: 1px solid black; border-radius: 50%; padding: 2px;">G</span> |
| PAMELA E VAN WINKLE                                      | 1130002771 | 97.57     | 02/13/19 | 02/13/19  |   |
| JACQUELYN CARRIGAN                                       | 1130002849 | 77.03     | 03/20/19 | 03/20/19  |   |
| SUZETTE PULVIRENTI                                       | 1130002912 | 5.00      | 04/10/19 | 04/10/19  |   |
| DANE VILLALOBOS  | 1130002923 | 83.79     | 04/10/19 | 04/10/19  |   |
| BRIGHT HEALTH COMPANY                                    | 1130003017 | 156.14    | 05/15/19 | 05/15/19  |   |
| MARGARET CRANE   | 1130003099 | 91.23     | 06/12/19 | 06/12/19  |   |
| ARIZONA EMERGENCY MEDICAL                                | 1130003192 | 750.00    | 07/17/19 | 07/17/19  |   |
| APACHE JUNCTION UNIFIED                                  | 1130003194 | 1,017.13  | 07/17/19 | 07/17/19  |   |
| MYRA L WOLFF   | 1130003233 | 103.61    | 08/07/19 | 08/07/19  |   |
| AFLAC  | 1130003260 | 350.64    | 08/21/19 | 08/21/19  |   |
| KANSAS STATE BANK OF MANHATTAN                           | 1130003268 | 79.20     | 08/21/19 | 08/21/19  |   |
| PHOENIX TECHNOLOGY SOLUTIONS                             | 1130003271 | 33.00     | 08/21/19 | 08/21/19  |   |
| AA COOLING AND HEATING LLC                               | 1130003275 | 208.34    | 08/28/19 | 08/28/19  |   |
| AETNA BEHAVIORAL HEALTH, LLC                             | 1130003276 | 215.04    | 08/28/19 | 08/28/19  |   |
| APACHE JUNCTION UNIFIED                                  | 1130003277 | 2,827.57  | 08/28/19 | 08/28/19  |   |
| WATER UTILITIES COMM FD DBA                              | 1130003278 | 40.70     | 08/28/19 | 08/28/19  |   |
| CAREFUSION 203, INC                                      | 1130003279 | 256.60    | 08/28/19 | 08/28/19  |   |
| CITY OF MESA   | 1130003280 | 11,477.60 | 08/28/19 | 08/28/19  |   |
| DELTA DENTAL OF ARIZONA                                  | 1130003281 | 999.21    | 08/28/19 | 08/28/19  |   |
| DELTA DENTAL INSURANCE COMPANY                           | 1130003282 | 128.97    | 08/28/19 | 08/28/19  |   |
| GALLOWAY ASSET MANAGEMENT, LLC                           | 1130003283 | 200.00    | 08/28/19 | 08/28/19  |   |
| MESA DISCOUNT, INC                                       | 1130003284 | 1,488.04  | 08/28/19 | 08/28/19  |   |
| MOUNTAIN VISTA MEDICAL CENTER                            | 1130003285 | 767.41    | 08/28/19 | 08/28/19  |   |



Pinal County Treasurer

Monthly Statement

Date Range: 8/1/2019 to 8/31/2019

|                                 |            |           |          |                         |
|---------------------------------|------------|-----------|----------|-------------------------|
| SAN TAN FORD                    | 1130003286 | 239.62    | 08/28/19 | 08/28/19                |
| SUPERSTITION SAFETY SERV, LLC   | 1130003287 | 32.99     | 08/28/19 | 08/28/19                |
| UNITED HEALTHCARE INSURANCE CO  | 1130003288 | 11,177.92 | 08/28/19 | 08/28/19                |
| VISION SERVICE PLAN             | 1130003289 | 164.48    | 08/28/19 | 08/28/19                |
| Status: PAID                    |            |           |          | Status Total: 61,059.10 |
| DAVID FITZGERALD                | 1130003015 | 125.00    | 05/15/19 | 08/14/19                |
| TOSHIBA BUSINESS SOLUTIONS, INC | 1130003148 | 85.45     | 06/26/19 | 08/26/19                |
| APACHE JUNCTION UNIFIED         | 1130003150 | 1,210.00  | 06/28/19 | 08/13/19                |
| WELLS FARGO BARNK, N.A.         | 1130003166 | 4,847.11  | 06/28/19 | 08/14/19                |
| MERCY CARE                      | 1130003179 | 6.84      | 07/10/19 | 08/19/19                |
| AZ DEPT OF HEALTH SERVICES      | 1130003197 | 250.00    | 07/17/19 | 08/29/19                |
| AETNA BEHAVIORAL HEALTH, LLC    | 1130003202 | 238.08    | 07/24/19 | 08/01/19                |
| AFLAC                           | 1130003203 | 350.64    | 07/24/19 | 08/02/19                |
| WATER UTILITIES COMM FD DBA     | 1130003204 | 40.26     | 07/24/19 | 08/01/19                |
| GINCO PLUMBING LLC              | 1130003212 | 178.34    | 07/24/19 | 08/09/19                |
| KANSAS STATE BANK OF MANHATTAN  | 1130003213 | 79.20     | 07/24/19 | 08/01/19                |
| STANDARD INSURANCE COMPANY      | 1130003217 | 677.59    | 07/24/19 | 08/01/19                |
| AMERIGAS PROPANE LP             | 1130003220 | 10.96     | 08/07/19 | 08/14/19                |
| ARIZONA WATER COMPANY, INC.     | 1130003221 | 98.63     | 08/07/19 | 08/15/19                |
| ARIZONAWATERCONDITIONING DBA    | 1130003222 | 145.91    | 08/07/19 | 08/19/19                |
| BOUND TREE MEDICAL LLC          | 1130003223 | 6,938.10  | 08/07/19 | 08/15/19                |
| ST HELEN AUTO & HARDWARE, INC.  | 1130003224 | 191.49    | 08/07/19 | 08/15/19                |
| GINCO PLUMBING LLC              | 1130003225 | 241.75    | 08/07/19 | 08/15/19                |
| WEX BANK DBA                    | 1130003226 | 964.24    | 08/07/19 | 08/16/19                |
| MAGIC PEST CONTROL              | 1130003227 | 148.64    | 08/07/19 | 08/14/19                |
| MEDIACOM                        | 1130003228 | 2,459.16  | 08/07/19 | 08/12/19                |
| MEDIACOM                        | 1130003229 | 161.58    | 08/07/19 | 08/12/19                |
| JUDITH A FOX                    | 1130003230 | 92.70     | 08/07/19 | 08/16/19                |
| N MARITA KEHR                   | 1130003231 | 96.21     | 08/07/19 | 08/27/19                |
| EUGENE HOERTH                   | 1130003232 | 88.06     | 08/07/19 | 08/19/19                |
| PROSHRED SECURITY ARIZONA       | 1130003234 | 18.33     | 08/07/19 | 08/14/19                |
| CENTURYLINK                     | 1130003235 | 520.17    | 08/07/19 | 08/16/19                |
| RAY'S PRINTING, INC.            | 1130003236 | 84.67     | 08/07/19 | 08/14/19                |
| RIGHT AWAY DISPOSAL, LLC        | 1130003237 | 100.82    | 08/07/19 | 08/20/19                |
| RON TURLEY ASSOC, INC.          | 1130003238 | 86.22     | 08/07/19 | 08/14/19                |
| SALT RIVER PROJECT              | 1130003239 | 2,909.99  | 08/07/19 | 08/14/19                |
| SAN TAN FORD                    | 1130003240 | 405.24    | 08/07/19 | 08/13/19                |
| SOUTHWEST GAS CORPORATION       | 1130003241 | 42.27     | 08/07/19 | 08/14/19                |
| SUPERSTITION MOUNTAINS CFD #1   | 1130003242 | 128.70    | 08/07/19 | 08/14/19                |
| SUPERSTITION SAFETY SERV, LLC   | 1130003243 | 770.50    | 08/07/19 | 08/14/19                |
| TRITECH SOFTWARE SYSTEMS        | 1130003244 | 1,268.86  | 08/07/19 | 08/19/19                |
| WAXIE'S ENTERPRISES, INC        | 1130003245 | 1,203.97  | 08/07/19 | 08/13/19                |
| ARIZONA WATER COMPANY, INC.     | 1130003246 | 80.92     | 08/14/19 | 08/27/19                |
| BANNER GOLDFIELD MEDICAL CEN    | 1130003247 | 438.90    | 08/14/19 | 08/20/19                |
| BANNER BAYWOOD MEDICAL CENTER   | 1130003248 | 137.60    | 08/14/19 | 08/20/19                |
| BOUND TREE MEDICAL LLC          | 1130003249 | 1,038.43  | 08/14/19 | 08/22/19                |
| BUD'S BULK ICE SERVICE, INC     | 1130003250 | 503.32    | 08/14/19 | 08/26/19                |
| CHASE                           | 1130003251 | 521.06    | 08/14/19 | 08/20/19                |
| BANNER DESERT MEDICAL CENTER    | 1130003252 | 33.30     | 08/14/19 | 08/20/19                |
| ENVIRONMENTAL SYSTEMS RESEARCH  | 1130003253 | 146.13    | 08/14/19 | 08/20/19                |
| ADVANCED DATA PROCESSING, INC   | 1130003254 | 9,770.60  | 08/14/19 | 08/22/19                |
| LEXIPOL, LLC                    | 1130003255 | 3,042.00  | 08/14/19 | 08/21/19                |
| CENTURYLINK                     | 1130003256 | 88.28     | 08/14/19 | 08/22/19                |
| UNIFIRST CORPORATION            | 1130003257 | 242.85    | 08/14/19 | 08/20/19                |
| VERIZON WIRELESS SERVICES LLC   | 1130003258 | 216.18    | 08/14/19 | 08/21/19                |
| AA COOLING AND HEATING LLC      | 1130003259 | 1,293.31  | 08/21/19 | 08/28/19                |
| WATER UTILITIES COMM FD DBA     | 1130003261 | 114.22    | 08/21/19 | 08/30/19                |
| ARIZONA WATER COMPANY, INC.     | 1130003262 | 79.13     | 08/21/19 | 08/29/19                |
| AZ DPS                          | 1130003263 | 44.00     | 08/21/19 | 08/27/19                |
| CINDY ELBERT INSURANCE SERVICE  | 1130003264 | 5,847.02  | 08/21/19 | 08/28/19                |
| CITY OF APACHE JUNCTION         | 1130003265 | 1,775.54  | 08/21/19 | 08/29/19                |
| ELLIOTT AUTO SUPPLY CO, INC.    | 1130003266 | 437.75    | 08/21/19 | 08/29/19                |



Pinal County Treasurer

Monthly Statement

Date Range: 8/1/2019 to 8/31/2019

|                                   |            |           |          |                         |
|-----------------------------------|------------|-----------|----------|-------------------------|
| FRONTIER SHOP SUPPLIES, INC       | 1130003267 | 197.99    | 08/21/19 | 08/29/19                |
| SARAH KOUPAL                      | 1130003269 | 180.60    | 08/21/19 | 08/26/19                |
| CADWELL IRREVOCABLE TRUST III     | 1130003270 | 137.59    | 08/21/19 | 08/28/19                |
| DON SANDERSON FORD, INC           | 1130003272 | 321.37    | 08/21/19 | 08/29/19                |
| SUPERSTITION SAFETY SERV, LLC     | 1130003273 | 170.00    | 08/21/19 | 08/28/19                |
| US DIGITAL DESIGNS, INC.          | 1130003274 | 6,935.33  | 08/21/19 | 08/28/19                |
| Fund: 1131                        |            |           |          | Fund Total: 36,630.83   |
| Status: PAID                      |            |           |          | Status Total: 36,630.83 |
| JAMES R. VAUGHN, PC TRUST ACCOUNT | 1131000446 | 181.02    | 07/26/19 | 08/02/19                |
| ARIZONA STATE RETIREMENT SYSTEM   | 1131000447 | 11,662.56 | 07/26/19 | 08/06/19                |
| JAMES R. VAUGHN, PC TRUST ACCOUNT | 1131000449 | 375.07    | 08/09/19 | 08/19/19                |
| ARIZONA STATE RETIREMENT SYSTEM   | 1131000450 | 11,857.78 | 08/09/19 | 08/14/19                |
| AZ FF RETIREE HEALTH TRUST FUND   | 1131000451 | 125.00    | 08/09/19 | 08/14/19                |
| SUPPORT PAYMENT CLEARINGHOUSE     | 1131000452 | 45.69     | 08/09/19 | 08/13/19                |
| JAMES R. VAUGHN, PC TRUST ACCOUNT | 1131000453 | 256.06    | 08/23/19 | 08/28/19                |
| ARIZONA STATE RETIREMENT SYSTEM   | 1131000454 | 11,956.96 | 08/23/19 | 08/27/19                |
| AZ FF RETIREE HEALTH TRUST FUND   | 1131000455 | 125.00    | 08/23/19 | 08/27/19                |
| SUPPORT PAYMENT CLEARINGHOUSE     | 1131000456 | 45.69     | 08/23/19 | 08/27/19                |
|                                   | Count      | Amount    |          |                         |
| Total OUTS:                       | 27         | 33,068.83 |          |                         |
| Total PAID:                       | 73         | 97,689.93 |          |                         |



CASH RECEIPTS

August 2019 Transport

| Date               | Control # | Amount            | Account #       | Description                     |     |
|--------------------|-----------|-------------------|-----------------|---------------------------------|-----|
| 8/8/2019           |           | 78,800.00         |                 | Wire Transfer                   | C-2 |
|                    |           | <b>78,800.00</b>  |                 |                                 |     |
| 8/15/2019          |           | 44,995.00         |                 | Wire Transfer                   | C-3 |
|                    |           | <b>44,995.00</b>  |                 |                                 |     |
| 8/21/2019          |           | 106.46            | 100.10.45900.10 | Wells Fargo/inv 5449/ck 1448519 | C-1 |
|                    |           | 241.71            | 100.10.42180.10 | Prof Credit/inv 5426/ck 113465  |     |
|                    |           | <b>348.17</b>     |                 |                                 |     |
| 8/22/2019          |           | 49,290.00         |                 | Wire Transfer                   | C-4 |
|                    |           | <b>49,290.00</b>  |                 |                                 |     |
| 8/29/2019          |           | 72,045.00         |                 | Wire Transfer                   | C-5 |
|                    |           | <b>72,045.00</b>  |                 |                                 |     |
| August 2019 Totals |           | <b>245,478.17</b> |                 |                                 |     |

①

**Superstition Fire & Medical District**

AR Payment Register (Detail)

Bank ID: Equal To M

| Check No. / Payment ID                          | Payee Name / Customer Name                                     | Invoice No. / Account Number | Amount Paid            |
|---|--|------------------------------|------------------------|
| <b>BANK: M - GROUND TRANSPORT FUND CHECKING</b> |  |                              |                        |
| <b>DEPOSIT: 2,639      DATE: 08/21/19</b>       |  |                              |                        |
| 1448519   | Wells Fargo/5449/1448519<br>(ONETIMECUST)                      | Check<br>Invoice : 005449    | \$106.46<br>\$106.46   |
| CHECK # 1448519 TOTAL:                          |  |                              | <u>\$106.46</u>        |
| 113465  | Prof Credit/Inv 5426/ck 113465<br>Professional Credit (PROCRE) | Check<br>Invoice : 005426    | \$241.71<br>\$241.71   |
| CHECK # 113465 TOTAL:                           |  |                              | <u>\$241.71</u>        |
| DEPOSIT 2,639 TOTAL:                            |  |                              | <u>\$348.17</u>        |
| TOTAL FOR BANK ID: M                            |  |                              | <u><u>\$348.17</u></u> |
| GRAND TOTAL OF ALL CHECKS:                      |  |                              | \$348.17               |
| GRAND TOTAL OF ALL CREDIT CARDS:                |  |                              | \$0.00                 |
| GRAND TOTAL OF ALL CASH:                        |  |                              | \$0.00                 |
| GRAND TOTAL OF ALL EFT:                         |  |                              | \$0.00                 |
| GRAND TOTAL OF ALL PAYMENTS:                    |  |                              | <u>\$348.17</u>        |
| GRAND TOTAL OF ALL ADJUSTMENTS:                 |  |                              | \$0.00                 |
| COMBINED TOTAL:                                 |  |                              | <u><u>\$348.17</u></u> |

C-1



Control No. 336146

# Pinal County Treasurer Pending Treasurer Receipt

Treasurer's Office Use

Receipt No.: \_\_\_\_\_

Posted By: \_\_\_\_\_

Receipt Date: 8/8/2019 Cash: \$0.00 Submitted By: JenniferBurke1

Total Amount: \$78,800.00 Check: \$0.00 Department: Superstition Fire & Medical District

Wire/Direct Deposit: \$78,800.00

Credit Card: \$0.00

| GL         | Source  | Cost | Object | Subsid | Subled | Type | Notes                                | Amount      |
|------------|---------|------|--------|--------|--------|------|--------------------------------------|-------------|
| 6116421002 | 73160.0 |      |        |        |        |      | WIRED MONEY TO GROUND TRANSPORT FUND | \$78,800.00 |

6.2



Control No. 336451

# Pinal County Treasurer Pending Treasurer Receipt

Treasurer's Office Use

Receipt No.:

Posted By:

Receipt Date: 8/15/2019 Cash: \$0.00 Submitted By: Garcia, Debbie  
 Total Amount: \$44,995.00 Check: \$0.00 Department: PC Treasurer  
 Wire/Direct Deposit: \$44,995.00  
 Credit Card: \$0.00

| GL         | Source  | Cost | Object | Subsid | Subled | Type | Notes                                | Amount      |
|------------|---------|------|--------|--------|--------|------|--------------------------------------|-------------|
| 6116421002 | 73160.0 |      |        |        |        |      | WIRED MONEY TO GROUND TRANSPORT FUND | \$44,995.00 |

C-3



# Pinal County Treasurer Pending Treasurer Receipt

Control No. 336815

Treasurer's Office Use

Receipt No.:

Posted By:

Receipt Date: 8/22/2019 Cash: \$0.00 Submitted By: JenniferBurke1  
 Total Amount: \$49,290.00 Check: \$0.00 Department: Supersition Fire & Medical District  
 Wire/Direct Deposit: \$49,290.00  
 Credit Card: \$0.00

| GL         | Source  | Cost | Object | Subsid | Subled | Type | Notes                                | Amount      |
|------------|---------|------|--------|--------|--------|------|--------------------------------------|-------------|
| 6116421002 | 73160.0 |      |        |        |        |      | WIRED MONEY TO GROUND TRANSPORT FUND | \$49,290.00 |

*c.f*



Control No. 337113

# Pinal County Treasurer Pending Treasurer Receipt

Treasurer's Office Use

Receipt No.:

Posted By:

Receipt Date: 8/29/2019    Cash: \$0.00    Submitted By: JenniferBurke1  
 Total Amount: \$72,045.00    Check: \$0.00    Department: Superstition Fire & Medical District  
                                  Wire/Direct Deposit: \$72,045.00  
                                  Credit Card: \$0.00

| GL         | Source  | Cost | Object | Subsid | Subled | Type | Notes                                | Amount      |
|------------|---------|------|--------|--------|--------|------|--------------------------------------|-------------|
| 6116421002 | 73160.0 |      |        |        |        |      | WIRED MONEY TO GROUND TRANSPORT FUND | \$72,045.00 |

CS

Superstition Fire & Medical District  
 GL Account Ledger - Detail By Date Range

08/01/2019 through 08/31/2019

Sorted by Date and Document

| Batch           | Journal | Entry # | Date     | Job | Document   | Description                               | Debits        | Credits             | Balance               |
|-----------------|---------|---------|----------|-----|------------|---|---------------|---------------------|-----------------------|
| 150-10-10150-10 |         |         |          |     |            | PAYROLL ACCOUNT (TRANSPORT)               |               |                     | (\$128,660.16)        |
| 17013           | Z       | 761007  | 08/09/19 |     | JE0803     | Paydate 080919 RcIs                       | -             | 12,409.24           | (141,069.40)          |
| 17013           | Z       | 761011  | 08/09/19 |     | JE0803     | Paydate 080919 RcIs                       | -             | 1,707.61            | (142,777.01)          |
| 17008           | PR      | 760857  | 08/09/19 |     | 449 - 3368 | Payroll All Freq 8/4/2019                 | -             | 48,301.58           | (191,078.59)          |
| 17027           | Z       | 761480  | 08/23/19 |     | JE0804     | Paydate 082319 RcIs                       | -             | 13,031.36           | (204,109.95)          |
| 17027           | Z       | 761484  | 08/23/19 |     | JE0804     | Paydate 082319 RcIs                       | -             | 1,707.61            | (205,817.56)          |
| 17023           | PR      | 761344  | 08/23/19 |     | 453 - 3411 | Payroll All Freq 8/18/2019                | -             | 49,661.14           | (255,478.70)          |
|                 |         |         |          |     |            | <b>PAYROLL ACCOUNT (TRANSPORT) TOTAL:</b> | <b>\$0.00</b> | <b>\$126,818.54</b> | <b>(\$255,478.70)</b> |

TOTAL OF LEDGER: **\$0.00**      **\$126,818.54**      **(\$255,478.70)**

(E)

# Commercial Checking Acct Public Funds

Account number: 4942920083 ■ August 1, 2019 - August 31, 2019 ■ Page 1 of 6



SUPERSTITION FIRE & MEDICAL DISTRICT  
GROUND TRANSPORTATION  
565 N IDAHO RD  
APACHE JUNCTION AZ 85119-4014

## Questions?

Call your Customer Service Officer or Client Services  
1-800-AT WELLS (1-800-289-3557)  
5:00 AM TO 6:00 PM Pacific Time Monday - Friday

Online: [wellsfargo.com](http://wellsfargo.com)

Write: Wells Fargo Bank, N.A. (182)  
PO Box 63020  
San Francisco, CA 94163

## Account summary

### Commercial Checking Acct Public Funds

Handwritten notes: 100, 150 (14), \$220.00, \$6,125.76

| Account number | Beginning balance | Total credits | Total debits  | Ending balance |
|----------------|-------------------|---------------|---------------|----------------|
| 4942920083     | \$4.40            | \$252,496.63  | -\$246,155.27 | \$6,345.76     |

## Credits

### Electronic deposits/bank credits

| Effective date | Posted date | Amount | Transaction detail  |
|----------------|-------------|--------|---|
| 08/01          |             | 447.76 | Merchant Service Merch Dep 190731 8029396648 Superstition Fire and                          |
| 08/01          |             | 396.70 | Noridian Azutmt Hcclaimpmt 190730 1184003220<br>TRN*1*891600496*1450173185~                 |
| 08/01          |             | 251.70 | Hhp Texas Hcclaimpmt 190801 362703<br>TRN*1*011840012522152*1610994632\                     |
| 08/01          |             | 210.08 | Aetna H09 Hcclaimpmt 1184003220 TRN*1*160729190393185*1066033492\                           |
| 08/01          |             | 20.00  | Pnp Billpayment 072919Sett 190801 6500 Apache Junction Fire D                               |
| 08/02          |             | 10.00  | Merchant Service Merch Dep 190801 8029396648 Superstition Fire and                          |
| 08/02          |             | 881.72 | Ahcccs Programma Hcclaimpmt 190731 201907311007055<br>TRN*1*201907311007055*1866004791*Ffsv |
| 08/02          |             | 453.52 | Noridian Azutmt Hcclaimpmt 190731 1184003220<br>TRN*1*891604277*1450173185~                 |
| 08/02          |             | 168.42 | Aetna AS01 Hcclaimpmt 1184003220<br>TRN*1*819211000336035*1066033492\                       |
| 08/02          |             | 40.00  | Pnp Billpayment 073019Sett 190802 6500 Apache Junction Fire D                               |
| 08/05          |             | 374.82 | Merchant Service Merch Dep 190803 8029396648 Superstition Fire and                          |
| 08/05          |             | 65.00  | Merchant Service Merch Dep 190802 8029396648 Superstition Fire and                          |
| 08/05          |             | 655.22 | Optum Lifeprint Hcclaimpmt 091000013735658<br>TRN*1*3735658*1272337487~                     |
| 08/05          |             | 470.09 | Noridian Azutmt Hcclaimpmt 190801 1184003220<br>TRN*1*891607922*1450173185~                 |
| 08/05          |             | 282.78 | Hhp Texas Hcclaimpmt 190805 362703<br>TRN*1*011840012523872*1610994632\                     |





**Electronic deposits/bank credits (continued)**

| Effective date | Posted date | Amount    | Transaction detail   |
|----------------|-------------|-----------|--|
|                | 08/05       | 89.91     | 36 Treas 310 Misc Pay 080519 xxxxx0012<br>*15*084661109\GE*1*41565309\lea*1*041565275\   |
|                | 08/06       | 2,878.16  | Noridian Azutmt Hcclaimpmt 190802 1184003220<br>TRN*1*891612011*1450173185~  |
|                | 08/06       | 495.13    | Hhp Texas Hcclaimpmt 190806 362703<br>TRN*1*011840012525966*1610994632\  |
|                | 08/06       | 300.00    | Pnp Billpayment Payables 190806 6500 Apache Junction Fire D  |
|                | 08/07       | 1,806.35  | Merchant Service Merch Dep 190806 8029396648 Superstition Fire and   |
|                | 08/07       | 22,773.16 | Noridian Azutmt Hcclaimpmt 190805 1184003220<br>TRN*1*891615920*1450173185~  |
|                | 08/07       | 4,492.88  | Mercy Care Plan Hcclaimpmt 190806 00145658<br>TRN*1*5271146*1860527381*Ahcccs Acute\   |
|                | 08/07       | 1,108.40  | Mercy Care Plan Hcclaimpmt 190806 00145658<br>TRN*1*5273698*1860527381* Mercy Care Advantage - S                               |
|                | 08/07       | 326.70    | 36 Treas 310 Misc Pay 080719 xxxxx0012 1*041645379\  |
|                | 08/07       | 119.92    | Bcbs of Arizona Hcclaimpmt 190805 1184003220<br>TRN*1*410929351*1860004538\  |
|                | 08/08       | 31,635.00 | WT Seq#67941 Superstition Fire & Med /Org=Superstition Fire & Medical<br>Distri Srf# Gb0000026827791 Trn#190808067941 Rfb# 354 |
|                | 08/08       | 265.98    | Merchant Service Merch Dep 190807 8029396648 Superstition Fire and   |
|                | 08/08       | 8,151.53  | Noridian Azutmt Hcclaimpmt 190806 1184003220<br>TRN*1*891619401*1450173185~  |
|                | 08/08       | 209.98    | Aetna H09 Hcclaimpmt 1184003220 TRN*1*160805190442489*1066033492\  |
|                | 08/08       | 40.00     | Pnp Billpayment 080519Sett 190808 6500 Apache Junction Fire D  |
|                | 08/09       | 2,137.43  | Merchant Service Merch Dep 190808 8029396648 Superstition Fire and   |
|                | 08/09       | 1,560.73  | 36 Treas 310 Misc Pay 080919 xxxxx0012 lea*1*041718181\  |
|                | 08/09       | 1,376.18  | Aetna AS01 Hcclaimpmt 1184003220<br>TRN*1*819218000382504*1066033492\  |
|                | 08/09       | 485.17    | Aetna H09 Hcclaimpmt 1184003220 TRN*1*160806190401821*1066033492\  |
|                | 08/09       | 378.35    | Noridian Azutmt Hcclaimpmt 190807 1184003220<br>TRN*1*891623039*1450173185~  |
|                | 08/09       | 104.82    | Ahcccs Programma Hcclaimpmt 190807 201908071011940<br>TRN*1*201908071011940*1866004791*Ffsv                                    |
|                | 08/09       | 102.06    | Bcbs of Arizona Hcclaimpmt 190807 1184003220<br>TRN*1*411023263*1860004538\  |
|                | 08/09       | 40.00     | Pnp Billpayment 080619Sett 190809 6500 Apache Junction Fire D  |
|                | 08/12       | 50.00     | Merchant Service Merch Dep 190810 8029396648 Superstition Fire and   |
|                | 08/12       | 1,758.10  | Bcbs of Arizona Hcclaimpmt 190808 1184003220<br>TRN*1*411071906*1860004538\  |
|                | 08/12       | 394.33    | Noridian Azutmt Hcclaimpmt 190808 1184003220<br>TRN*1*891627130*1450173185~  |
|                | 08/12       | 99.38     | Mercy Care Plan Hcclaimpmt 190809 00145658<br>TRN*1*5275024*1860527381*Altcs General\  |
|                | 08/12       | 40.00     | Pnp Billpayment 080719Sett 190812 6500 Apache Junction Fire D  |
|                | 08/13       | 737.65    | Aetna H09 Hcclaimpmt 1184003220 TRN*1*160808190438300*1066033492\  |
|                | 08/13       | 727.20    | Hhp Texas Hcclaimpmt 190813 362703<br>TRN*1*011840012529512*1610994632\  |



**Electronic deposits/bank credits (continued)**

| Effective date | Posted date | Amount    | Transaction detail  |
|----------------|-------------|-----------|---|
| 08/13          |             | 187.58    | Bcbs of Arizona Hcclaimpmt 190809 1184003220<br>TRN*1*411122201*1860004538\   |
| 08/14          |             | 275.00    | Merchant Service Merch Dep 190813 8029396648 Superstition Fire and  |
| 08/14          |             | 2,244.36  | Mercy Care Plan Hcclaimpmt 190813 00145658<br>TRN*1*5277075*1860527381*Ahcccs Acute\  |
| 08/14          |             | 2,109.92  | Bcbs of Arizona Hcclaimpmt 190812 1184003220<br>TRN*1*411277721*1860004538\   |
| 08/14          |             | 219.78    | Aetna H09 Hcclaimpmt 1184003220 TRN*1*160809190454715*1066033492\   |
| 08/14          |             | 93.34     | Mercy Care Plan Hcclaimpmt 190813 00145658<br>TRN*1*5278477*1860527381*DD General\  |
| 08/15          |             | 27,970.00 | WT Seq113434 Superstition Fire & Med /Org=Superstition Fire & Medical<br>Distri Srf# Gb00000026994217 Trn#190815113434 Rfb# 357 |
| 08/15          |             | 1,232.54  | Merchant Service Merch Dep 190814 8029396648 Superstition Fire and  |
| 08/15          |             | 767.36    | Noridian Azutmt Hcclaimpmt 190813 1184003220<br>TRN*1*891638568*1450173185~   |
| 08/15          |             | 20.00     | Pnp Billpayment 081219Sett 190815 6500 Apache Junction Fire D   |
| 08/16          |             | 252.56    | Merchant Service Merch Dep 190815 8029396648 Superstition Fire and  |
| 08/16          |             | 101.49    | Humanadental Ins Efpayment 190816 362703<br>TRN*1*017370010507960*1390714280\   |
| 08/16          |             | 90.02     | Aetna AS01 Hcclaimpmt 1184003220<br>TRN*1*819225000310303*1066033492\   |
| 08/16          |             | 20.00     | Pnp Billpayment 081319Sett 190816 6500 Apache Junction Fire D   |
| 08/19          |             | 772.53    | Merchant Service Merch Dep 190817 8029396648 Superstition Fire and  |
| 08/19          |             | 99.53     | Merchant Service Merch Dep 190816 8029396648 Superstition Fire and  |
| 08/19          |             | 3,062.71  | Bcbs of Arizona Hcclaimpmt 190815 1184003220<br>TRN*1*411421859*1860004538\   |
| 08/19          |             | 394.63    | Hhp Texas Hcclaimpmt 190819 362703<br>TRN*1*011840012533159*1610994632\   |
| 08/19          |             | 201.39    | Humana Cha Disb Hcclaimpmt 190819 362703<br>TRN*1*014840100610365*1611013183\   |
| 08/20          |             | 25.00     | Merchant Service <u>Hist Rtn</u> 190820 8029396648 Superstition Fire and  |
| 08/20          |             | 50.00     | Merchant Service Merch Dep 190818 8029396648 Superstition Fire and  |
| 08/20          |             | 660.76    | Hhp Texas Hcclaimpmt 190820 362703<br>TRN*1*011840012533836*1610994632\   |
| 08/20          |             | 458.13    | Humana Ins CO Hcclaimpmt 190820 362703<br>TRN*1*001290045444480*1391263473\   |
| 08/20          |             | 259.37    | Optum Lifepoint Hcclaimpmt 091000017610268<br>TRN*1*7610268*1272337487~   |
| 08/20          |             | 197.69    | Hhp Texas Hcclaimpmt 190820 362703<br>TRN*1*011840012535582*1610994632\   |
| 08/21          |             | 330.00    | Merchant Service Merch Dep 190820 8029396648 Superstition Fire and  |
| 08/21          |             | 2,167.70  | Mercy Care Plan Hcclaimpmt 190820 00145658<br>TRN*1*5282755*1860527381*Ahcccs Acute\  |
| 08/21          |             | 536.77    | Mercy Care Plan Hcclaimpmt 190820 00145658<br>TRN*1*5285367*1860527381* Mercy Care Advantage - S                                |
| 08/22          |             | 37,300.00 | WT Seq#77095 Superstition Fire & Med /Org=Superstition Fire & Medical<br>Distri Srf# Gb00000027151993 Trn#190822077095 Rfb# 360 |



**Electronic deposits/bank credits (continued)**

| Effective date | Posted date | Amount    | Transaction detail  |
|----------------|-------------|-----------|---|
| 08/22          |             | 973.24    | Merchant Service Merch Dep 190821 8029396648 Superstition Fire and                              |
| 08/22          |             | 762.23    | Optum Lifeprint Hcclaimpmt 091000017937889<br>TRN*1*7937889*1272337487~                         |
| 08/22          |             | 638.77    | Noridian Azutmt Hcclaimpmt 190820 1184003220<br>TRN*1*891657534*1450173185~                     |
| 08/23          |             | 200.00    | Merchant Service Merch Dep 190822 8029396648 Superstition Fire and                              |
| 08/23          |             | 1,291.07  | Bcbs of Arizona Hcclaimpmt 190821 1184003220<br>TRN*1*411721194*1860004538\                     |
| 08/23          |             | 866.22    | Ahcccs Programma Hcclaimpmt 190821 201908211022617<br>TRN*1*201908211022617*1866004791*Fsv      |
| 08/23          |             | 361.28    | Noridian Azutmt Hcclaimpmt 190821 1184003220<br>TRN*1*891661042*1450173185~                     |
| 08/23          |             | 25.00     | Aetna AS01 Hcclaimpmt 1184003220<br>TRN*1*819232000445382*1066033492\                           |
| 08/26          |             | 2,644.43  | Merchant Service Merch Dep 190823 8029396648 Superstition Fire and                              |
| 08/26          |             | 340.00    | Merchant Service Merch Dep 190824 8029396648 Superstition Fire and                              |
| 08/26          |             | 1,594.76  | Bcbs of Arizona Hcclaimpmt 190822 1184003220<br>TRN*1*411778137*1860004538\                     |
| 08/26          |             | 231.99    | Optum Lifeprint Hcclaimpmt 091000018237940<br>TRN*1*8237940*1272337487~                         |
| 08/26          |             | 120.00    | Pnp Billpayment 082119Sett 190826 6500 Apache Junction Fire D                                   |
| 08/27          |             | 100.00    | Merchant Service Merch Dep 190825 8029396648 Superstition Fire and                              |
| 08/27          |             | 23,193.38 | Noridian Azutmt Hcclaimpmt 190823 1184003220<br>TRN*1*891668934*1450173185~                     |
| 08/27          |             | 2,046.64  | Bcbs of Arizona Hcclaimpmt 190823 1184003220<br>TRN*1*411822221*1860004538\                     |
| 08/27          |             | 610.45    | 36 Treas 310 Misc Pay 082719 xxxxx0012<br>4*085338200\GE*1*42242400\lea*1*042242366\            |
| 08/27          |             | 412.01    | Humana Ins CO Efpayment 190827 362703<br>TRN*1*001290045581853*1391263473\                      |
| 08/27          |             | 228.29    | Optum Lifeprint Hcclaimpmt 091000018485097<br>TRN*1*8485097*1272337487~                         |
| 08/27          |             | 187.12    | Hhp Texas Hcclaimpmt 190827 362703<br>TRN*1*011840012538884*1610994632\                         |
| 08/27          |             | 100.00    | Pnp Billpayment 082219SD 190827 6500 Apache Junction Fire D                                     |
| 08/28          |             | 250.00    | Merchant Service Merch Dep 190827 8029396648 Superstition Fire and                              |
| 08/28          |             | 1,082.36  | Noridian Azutmt Hcclaimpmt 190826 1184003220<br>TRN*1*891672208*1450173185~                     |
| 08/28          |             | 825.89    | Mercy Care Plan Hcclaimpmt 190827 00145658<br>TRN*1*5287222*1860527381*Ahcccs Acute\            |
| 08/28          |             | 400.84    | Palmetto Gba Hcclaimpmt 190823 1184003220<br>TRN*1*806205765*1571062326~                        |
| 08/28          |             | 383.67    | Mercy Care Plan Hcclaimpmt 190827 00145658<br>TRN*1*5290020*1860527381*Mercy Care Advantage - S |
| 08/28          |             | 212.39    | Aetna H09 Hcclaimpmt 1184003220 TRN*1*160823190316814*1066033492\                               |
| 08/28          |             | 110.40    | Bcbs of Arizona Hcclaimpmt 190826 1184003220<br>TRN*1*411973741*1860004538\                     |



**Electronic deposits/bank credits (continued)**

| Effective date | Posted date | Amount              | Transaction detail   |
|----------------|-------------|---------------------|--|
| 08/29          |             | 33,615.00           | WT Seq#97235 Superstition Fire & Med /Org=Superstition Fire & Medical Distri Srf# Gb00000027320347 Trn#190829097235 Rfb# 363 |
| 08/29          |             | 50.00               | Merchant Service Merch Dep 190828 8029396648 Superstition Fire and   |
| 08/29          |             | 594.74              | Optum Lifeprint Hcclaimpmt 091000018901444 TRN*1*8901444*1272337487~   |
| 08/29          |             | 172.53              | Hhp Texas Hcclaimpmt 190829 362703 TRN*1*011840012541638*1610994632\   |
| 08/29          | 100F        | 20.00               | Pnp Billpayment 082619 190829 6500 Apache Junction Fire D  |
| 08/30          |             | 959.57              | Merchant Service Merch Dep 190829 8029396648 Superstition Fire and   |
| 08/30          |             | 1,533.68            | Aetna AS01 Hcclaimpmt 1184003220 TRN*1*819239000363839*1066033492\   |
| 08/30          |             | 1,355.19            | Bcbs of Arizona Hcclaimpmt 190828 1184003220 TRN*1*412071679*1860004538\   |
| 08/30          |             | 929.43              | Aetna AS01 Hcclaimpmt 1184003220 TRN*1*819239000363837*1066033492\   |
| 08/30          |             | 810.38              | Hhp Texas Hcclaimpmt 190830 362703 TRN*1*011840012541961*1610994632\   |
| 08/30          |             | 346.86              | Bcbs of Arizona Hcclaimpmt 190828-1184003220 TRN*1*412072770*1860004538\   |
| 08/30          |             | 204.35              | Humana Ins CO Efpayment 190830 362703 TRN*1*001290045660032*1391263473\  |
| 08/30          | 100F        | 200.00              | Pnp Billpayment 082719Sett 190830 6500 Apache Junction Fire D  |
|                |             | <b>\$252,496.63</b> | <b>Total electronic deposits/bank credits</b>  |
|                |             | <b>\$252,496.63</b> | <b>Total credits</b>   |

**Debits**

**Electronic debits/bank debits**

| Effective date | Posted date | Amount    | Transaction detail   |
|----------------|-------------|-----------|--|
| 08/02          |             | 260.27    | Merchant Service Merch Fee 190731 8029396648 Superstition Fire and                                 |
| 08/08          |             | 78,800.00 | WT Seq#67966 Pinal County /Bnf=Pinal County Master Srf# Gw00000026827713 Trn#190808067966 Rfb# 356 |
| 08/08          |             | 360.00    | WT Seq#67954 Pinal County /Bnf=Pinal County Master Srf# Gw00000026827793 Trn#190808067954 Rfb# 355 |
| 08/15          |             | 44,995.00 | WT Seq113451 Pinal County /Bnf=Pinal County Master Srf# Gw00000026994074 Trn#190815113451 Rfb# 359 |
| 08/15          |             | 120.00    | WT Seq113442 Pinal County /Bnf=Pinal County Master Srf# Gw00000026994073 Trn#190815113442 Rfb# 358 |
| 08/19          |             | 25.00     | Merchant Service Merch Chbk 190815 8029396648 Superstition Fire and                                |
| 08/22          |             | 49,290.00 | WT Seq#77122 Pinal County /Bnf=Pinal County Master Srf# Gw00000027151998 Trn#190822077122 Rfb# 362 |
| 08/22          |             | 40.00     | WT Seq#77115 Pinal County /Bnf=Pinal County Master Srf# Gw00000027151563 Trn#190822077115 Rfb# 361 |



**Electronic debits/bank debits (continued)**

| Effective date | Posted date | Amount              | Transaction detail  |
|----------------|-------------|---------------------|---|
|                | 08/29       | 72,045.00           | WT Seq#97255 Pinal County /Bnf=Pinal County Master Srf#<br>Gw00000027321184 Trn#190829097255 Rfb# 365 |
|                | 08/29       | 220.00              | WT Seq#97240 Pinal County /Bnf=Pinal County Master Srf#<br>Gw00000027321180 Trn#190829097240 Rfb# 364 |
|                |             | <b>\$246,155.27</b> | <b>Total electronic debits/bank debits</b>  |
|                |             | <b>\$246,155.27</b> | <b>Total debits</b>   |

**Daily ledger balance summary**

| Date                                | Balance   | Date              | Balance   | Date  | Balance   |
|-------------------------------------|-----------|-------------------|-----------|-------|-----------|
| 07/31                               | 4.40      | 08/12             | 8,531.59  | 08/22 | 0.84      |
| 08/01                               | 1,330.64  | 08/13             | 10,184.02 | 08/23 | 2,744.41  |
| 08/02                               | 2,624.03  | 08/14             | 15,126.42 | 08/26 | 7,675.59  |
| 08/05                               | 4,561.85  | 08/15             | 1.32      | 08/27 | 34,553.48 |
| 08/06                               | 8,235.14  | 08/16             | 465.39    | 08/28 | 37,819.03 |
| 08/07                               | 38,862.55 | 08/19             | 4,971.18  | 08/29 | 6.30      |
| 08/08                               | 5.04      | 08/20             | 6,622.13  | 08/30 | 6,345.76  |
| 08/09                               | 6,189.78  | 08/21             | 9,656.60  |       |           |
| <b>Average daily ledger balance</b> |           | <b>\$7,642.13</b> |           |       |           |

# Commercial Checking Acct Public Funds

Account number: 4797829967 ■ August 1, 2019 - August 31, 2019 ■ Page 1 of 2



SUPERSTITION FIRE & MEDICAL DISTRICT  
 TRANSPORT LOCKBOX ACCOUNT  
 565 N IDAHO RD  
 APACHE JUNCTION AZ 85119-4014

## Questions?

Call your Customer Service Officer or Client Services  
**1-800-AT WELLS** (1-800-289-3557)  
 5:00 AM TO 6:00 PM Pacific Time Monday - Friday

Online: [wellsfargo.com](http://wellsfargo.com)

Write: Wells Fargo Bank, N.A. (182)  
 PO Box 63020  
 San Francisco, CA 94163

## Account summary

### Commercial Checking Acct Public Funds

| Account number | Beginning balance | Total credits | Total debits  | Ending balance |
|----------------|-------------------|---------------|---------------|----------------|
| 4797829967     | \$8,776.68        | \$131,735.37  | -\$130,785.00 | \$9,727.05     |

## Credits

### Deposits

| Effective date | Posted date | Amount    | Transaction detail   |
|----------------|-------------|-----------|--|
| 08/01          |             | 5,683.07  | Wholesale Lockbox Deposit Los Angeles Box 845500 Deposit 1 |
| 08/02          |             | 5,806.18  | Wholesale Lockbox Deposit Los Angeles Box 845500 Deposit 1 |
| 08/05          |             | 7,258.86  | Wholesale Lockbox Deposit Los Angeles Box 845500 Deposit 1 |
| 08/06          |             | 3,913.07  | Wholesale Lockbox Deposit Los Angeles Box 845500 Deposit 1 |
| 08/07          |             | 1,563.12  | Wholesale Lockbox Deposit Los Angeles Box 845500 Deposit 1 |
| 08/08          |             | 3,147.10  | Wholesale Lockbox Deposit Los Angeles Box 845500 Deposit 1 |
| 08/09          |             | 9,522.95  | Wholesale Lockbox Deposit Los Angeles Box 845500 Deposit 1 |
| 08/12          |             | 12,717.73 | Wholesale Lockbox Deposit Los Angeles Box 845500 Deposit 1 |
| 08/13          |             | 90.17     | Wholesale Lockbox Deposit Los Angeles Box 845500 Deposit 1 |
| 08/14          |             | 1,392.00  | Wholesale Lockbox Deposit Los Angeles Box 845500 Deposit 1 |
| 08/15          |             | 5,461.32  | Wholesale Lockbox Deposit Los Angeles Box 845500 Deposit 1 |
| 08/16          |             | 4,808.95  | Wholesale Lockbox Deposit Los Angeles Box 845500 Deposit 1 |
| 08/19          |             | 21,237.42 | Wholesale Lockbox Deposit Los Angeles Box 845500 Deposit 1 |
| 08/20          |             | 5,232.48  | Wholesale Lockbox Deposit Los Angeles Box 845500 Deposit 1 |
| 08/21          |             | 559.94    | Wholesale Lockbox Deposit Los Angeles Box 845500 Deposit 1 |
| 08/22          |             | 4,978.67  | Wholesale Lockbox Deposit Los Angeles Box 845500 Deposit 1 |
| 08/23          |             | 340.77    | Wholesale Lockbox Deposit Los Angeles Box 845500 Deposit 1 |
| 08/26          |             | 22,200.90 | Wholesale Lockbox Deposit Los Angeles Box 845500 Deposit 1 |
| 08/27          |             | 6,094.75  | Wholesale Lockbox Deposit Los Angeles Box 845500 Deposit 1 |



**Deposits (continued)**

| Effective date | Posted date | Amount              | Transaction detail   |
|----------------|-------------|---------------------|--|
|                | 08/29       | 8,343.86            | Wholesale Lockbox Deposit Los Angeles Box 845500 Deposit 1 |
|                | 08/30       | 1,382.06            | Wholesale Lockbox Deposit Los Angeles Box 845500 Deposit 1 |
|                |             | <b>\$131,735.37</b> | <b>Total deposits</b>                                      |
|                |             | <b>\$131,735.37</b> | <b>Total credits</b>                                       |

**Debits**

**Electronic debits/bank debits**

| Effective date | Posted date | Amount              | Transaction detail   |
|----------------|-------------|---------------------|--|
|                | 08/08       | 31,635.00           | WT Seq#67941 Superstition Fire & Med /Bnf=Superstition Fire & Medical Distri Srf# Gb00000026827791 Trn#190808067941 Rfb# 354 |
|                | 08/13       | 265.00              | Deposited Item Retn Unpaid - Paper 190813  |
|                | 08/15       | 27,970.00           | WT Seq113434 Superstition Fire & Med /Bnf=Superstition Fire & Medical Distri Srf# Gb00000026994217 Trn#190815113434 Rfb# 357 |
|                | 08/22       | 37,300.00           | WT Seq#77095 Superstition Fire & Med /Bnf=Superstition Fire & Medical Distri Srf# Gb00000027151993 Trn#190822077095 Rfb# 360 |
|                | 08/29       | 33,615.00           | WT Seq#97235 Superstition Fire & Med /Bnf=Superstition Fire & Medical Distri Srf# Gb00000027320347 Trn#190829097235 Rfb# 363 |
|                |             | <b>\$130,785.00</b> | <b>Total electronic debits/bank debits</b>   |
|                |             | <b>\$130,785.00</b> | <b>Total debits</b>  |

**Daily ledger balance summary**

| Date                                | Balance   | Date               | Balance   | Date  | Balance   |
|-------------------------------------|-----------|--------------------|-----------|-------|-----------|
| 07/31                               | 8,776.68  | 08/12              | 26,753.76 | 08/21 | 37,301.04 |
| 08/01                               | 14,459.75 | 08/13              | 26,578.93 | 08/22 | 4,979.71  |
| 08/02                               | 20,265.93 | 08/14              | 27,970.93 | 08/23 | 5,320.48  |
| 08/05                               | 27,524.79 | 08/15              | 5,462.25  | 08/26 | 27,521.38 |
| 08/06                               | 31,437.86 | 08/16              | 10,271.20 | 08/27 | 33,616.13 |
| 08/07                               | 33,000.98 | 08/19              | 31,508.62 | 08/29 | 8,344.99  |
| 08/08                               | 4,513.08  | 08/20              | 36,741.10 | 08/30 | 9,727.05  |
| 08/09                               | 14,036.03 |                    |           |       |           |
| <b>Average daily ledger balance</b> |           | <b>\$18,724.72</b> |           |       |           |

### Superstition Fire & Medical District

#### Balance Sheet

As of 8/31/2019

FUND: (150) Not Defined

#### Assets

##### Current Assets

|                             |              |                     |
|-----------------------------|--------------|---------------------|
| Fund Cash (Transport)       | \$436,572.68 |                     |
| Payroll Account (Transport) | (255,478.70) |                     |
| Total Current Assets        |              | \$181,093.98        |
| <b>Total Assets</b>         |              | <b>\$181,093.98</b> |

#### Liabilities and Equity

##### Current Liabilities

|                                       |              |                       |
|---------------------------------------|--------------|-----------------------|
| Sales Tax Payable                     | \$13.69      |                       |
| Career F.F. PAC Dues                  | 88.00        |                       |
| Voluntary Long Term Disability Ins    | 20.80        |                       |
| Voluntary Supplemental Life Insurance | (54.70)      |                       |
| Due To Other Funds                    | 2,578,154.08 |                       |
| Total Current Liabilities             |              | \$2,578,221.87        |
| <b>Total Liabilities</b>              |              | <b>\$2,578,221.87</b> |

##### Equity

|                                     |                  |                     |
|-------------------------------------|------------------|---------------------|
| Fund Balance - Transport Fund       | \$(2,427,130.75) |                     |
| Current Year Profit/Loss            | 30,002.86        |                     |
| Total Equity                        |                  | (2,397,127.89)      |
| <b>Total Liabilities and Equity</b> |                  | <b>\$181,093.98</b> |





Manage your account online: [www.chase.com/ink](http://www.chase.com/ink)

Customer Service: 1-800-945-2025

Mobile: Download the Chase Mobile app today

| September 2019 |    |    |    |    |    |    |
|----------------|----|----|----|----|----|----|
| S              | M  | T  | W  | T  | F  | S  |
| 1              | 2  | 3  | 4  | 5  | 6  | 7  |
| 8              | 9  | 10 | 11 | 12 | 13 | 14 |
| 15             | 16 | 17 | 18 | 19 | 20 | 21 |
| 22             | 23 | 24 | 25 | 26 | 27 | 28 |
| 29             | 30 | 1  | 2  | 3  | 4  | 5  |
| 6              | 7  | 8  | 9  | 10 | 11 | 12 |

New Balance  
**\$7,856.06**  
 Minimum Payment Due  
**\$1,571.00**  
 Payment Due Date  
**09/04/19**

Late Payment Warning: If we do not receive your minimum payment by the due date, you may have to pay up to a \$39 late fee.  
 Minimum Payment Warning: Enroll in Auto-Pay and avoid missing a payment. To enroll, call the number on the back of your card or go to the web site listed above.

### ACCOUNT SUMMARY

|                                     |                     |
|-------------------------------------|---------------------|
| Account Number: 4246 3152 5232 6481 |                     |
| Previous Balance                    | \$8,584.49          |
| Payment, Credits                    | -\$6,724.58         |
| Purchases                           | +\$8,016.15         |
| Cash Advances                       | \$0.00              |
| Balance Transfers                   | \$0.00              |
| Fees Charged                        | \$0.00              |
| Interest Charged                    | \$0.00              |
| <b>New Balance</b>                  | <b>\$7,856.06</b>   |
| Opening/Closing Date                | 07/11/19 - 09/10/19 |
| Credit Limit                        | \$50,000            |
| Available Credit                    | \$42,143            |
| Cash Access Line                    | \$10,000            |
| Available for Cash                  | \$10,000            |
| Past Due Amount                     | \$0.00              |
| Balance over the Credit Limit       | \$0.00              |

150 (K)  
 \$521.06

VENDOR # Chasom  
 ACCOUNT # \_\_\_\_\_  
 APPROVAL \_\_\_\_\_  
 DATE PAID 8/14/19  
 WARRANT # \_\_\_\_\_  
 3051

0000001 FIS33339 C 1

Y 9 10 19/08/10

Page 1 of 3

08930 MA DA 64628

22210000010005462801



P.O. BOX 15123  
 WILMINGTON, DE 19850-5123  
 For Undeliverable Mail Only

Get updates on the go  
 Log on to [chase.com/alerts](http://chase.com/alerts)

42463152523264810015710000785606000000006

Payment Due Date: 09/04/19  
 New Balance: \$7,856.06  
 Minimum Payment: \$1,571.00

Account number: 4246 3152 5232 6481

54628 BEX 9 22219 C

ROGER WOOD  
 SUPERSTITION FIRE  
 565 N IDAHO RD  
 APACHE JUNCTION AZ 85119-4014

\$ \_\_\_\_\_ Amount Enclosed  
 Make/Mail to Chase Card Services at the address below:

CARDMEMBER SERVICE  
 PO BOX 6294  
 CAROL STREAM IL 60197-6294

500016028 15952523264815



# ACCOUNT ACTIVITY

| Date of Transaction | Merchant Name or Transaction Description | \$ Amount |
|---------------------|--|-----------|
|---------------------|--|-----------|

|       |                              |           |
|-------|------------------------------|-----------|
| 07/28 | Payment ThankYou Image Check | -2,708.89 |
| 07/28 | Payment ThankYou Image Check | -1,627.47 |
| 07/28 | Payment ThankYou Image Check | -1,921.45 |
| 07/28 | Payment ThankYou Image Check | -305.68   |

ROGER WOOD  
TRANSACTIONS THIS CYCLE (CARD 6481) \$6564.49-  
INCLUDING PAYMENTS RECEIVED

|       |   |       |        |      |
|-------|---|-------|--------|------|
| 07/31 | ARIZONA STATE FIRE TRA 623-3336500 AZ<br>RICHARD OCHS<br>TRANSACTIONS THIS CYCLE (CARD 6580) \$189.50 | 17609 | 189.50 | 100F |
|-------|---|-------|--------|------|

|       |   |       |       |      |
|-------|---|-------|-------|------|
| 08/02 | FEDEX 98393797 180-0463333 TN<br>KELLY BARTZ<br>TRANSACTIONS THIS CYCLE (CARD 6598) \$18.23 | 17615 | 18.23 | 100F |
|-------|---|-------|-------|------|

|       |                                    |       |         |      |
|-------|------------------------------------|-------|---------|------|
| 07/12 | SPRINGHILL SUITES GLEN GLENDALE AZ | 17528 | -160.09 | 100F |
|-------|------------------------------------|-------|---------|------|

|       |                                    |       |        |      |
|-------|------------------------------------|-------|--------|------|
| 07/10 | SPRINGHILL SUITES GLEN GLENDALE AZ | 17528 | 480.25 | 100F |
|-------|------------------------------------|-------|--------|------|

|       |                                    |       |        |      |
|-------|------------------------------------|-------|--------|------|
| 07/12 | SPRINGHILL SUITES GLEN GLENDALE AZ | 17528 | 320.16 | 100F |
|-------|------------------------------------|-------|--------|------|

|       |  |       |       |  |
|-------|--|-------|-------|--|
| 08/04 | Amazon.com*MA3OX0QU2 Amzn.com/bill WA<br>ANINA BOTEL<br>TRANSACTIONS THIS CYCLE (CARD 6655) \$704.95 | 17616 | 64.63 |  |
|-------|--|-------|-------|--|

|       |  |       |        |      |
|-------|--|-------|--------|------|
| 08/01 | SQ *ARIZONA CHAPTER IAAI Phoenix AZ<br>ROBEN BRIONES<br>TRANSACTIONS THIS CYCLE (CARD 2150) \$180.00 | 17607 | 180.00 | 100F |
|-------|--|-------|--------|------|

|       |                                  |       |        |      |
|-------|----------------------------------|-------|--------|------|
| 07/13 | HOLIDAY INN EXPRESS FLAGSTAFF AZ | 17610 | 324.64 | 100F |
|-------|----------------------------------|-------|--------|------|

|       |                                  |       |        |      |
|-------|----------------------------------|-------|--------|------|
| 07/13 | HOLIDAY INN EXPRESS FLAGSTAFF AZ | 17610 | 324.64 | 100F |
|-------|----------------------------------|-------|--------|------|

|       |                            |       |       |      |
|-------|----------------------------|-------|-------|------|
| 07/16 | FEDEX 484438697 MEMPHIS TN | 17610 | 30.24 | 100F |
|-------|----------------------------|-------|-------|------|

|       |  |                     |        |                     |
|-------|--|---------------------|--------|---------------------|
| 07/22 | COSTCO *BUS CENTER 827 602-274-4651 AZ | 100F 17610 \$370.56 | 555.84 | 150F 17654 \$185.20 |
|-------|--|---------------------|--------|---------------------|

|       |  |                     |        |                     |
|-------|--|---------------------|--------|---------------------|
| 07/22 | COSTCO *BUS CENTER 827 602-274-4651 AZ | 100F 17610 \$386.00 | 579.00 | 150F 17654 \$193.00 |
|-------|--|---------------------|--------|---------------------|

|       |  |       |        |      |
|-------|--|-------|--------|------|
| 07/24 | COSTCO *BUS CENTER 827 602-274-4651 AZ | 17610 | 259.21 | 100F |
|-------|--|-------|--------|------|

|       |  |       |        |      |
|-------|--|-------|--------|------|
| 07/24 | AMZN Mktpl US*MH6B54RF0 Amzn.com/bill WA | 17610 | 134.99 | 100F |
|-------|--|-------|--------|------|

|       |                            |       |       |      |
|-------|----------------------------|-------|-------|------|
| 07/24 | FEDEX 485118178 MEMPHIS TN | 17610 | 31.61 | 100F |
|-------|----------------------------|-------|-------|------|

|       |                                      |       |      |      |
|-------|--------------------------------------|-------|------|------|
| 07/25 | APACHE JUNCTION MVD APACHE JUNCTI AZ | 17610 | 4.00 | 100F |
|-------|--------------------------------------|-------|------|------|

|       |                                       |       |       |      |
|-------|---------------------------------------|-------|-------|------|
| 07/30 | Amazon.com*MA2AW6XR2 Amzn.com/bill WA | 17610 | 71.20 | 100F |
|-------|---------------------------------------|-------|-------|------|

|       |                            |       |        |      |
|-------|----------------------------|-------|--------|------|
| 07/30 | 60 PURCELL TIRE PHOENIX AZ | 17610 | 238.60 | 100F |
|-------|----------------------------|-------|--------|------|

|       |                                      |       |        |      |
|-------|--------------------------------------|-------|--------|------|
| 08/01 | KIT*KAMAN PHOENIX AZ 602-273-1641 AZ | 17610 | 166.92 | 100F |
|-------|--------------------------------------|-------|--------|------|

|       |  |                  |       |                  |
|-------|--|------------------|-------|------------------|
| 08/03 | AMZN Mktpl US*MA7J87QN2 Amzn.com/bill WA | 100F 17610 \$926 | 13.89 | 150F 17654 \$463 |
|-------|--|------------------|-------|------------------|

|       |  |                  |       |                  |
|-------|--|------------------|-------|------------------|
| 08/03 | AMZN Mktpl US*MA2NM8VZ1 Amzn.com/bill WA | 100F 17610 \$799 | 11.99 | 150F 17654 \$400 |
|-------|--|------------------|-------|------------------|

|       |  |                   |       |                   |
|-------|--|-------------------|-------|-------------------|
| 08/02 | AMZN Mktpl US*MA0AJ56U2 Amzn.com/bill WA | 100F 17610 \$5307 | 79.00 | 150F 17654 \$2663 |
|-------|--|-------------------|-------|-------------------|

|       |  |                   |       |                   |
|-------|--|-------------------|-------|-------------------|
| 08/05 | AMZN Mktpl US*MA8411DU2 Amzn.com/bill WA | 100F 17610 \$2169 | 32.54 | 150F 17654 \$1035 |
|-------|--|-------------------|-------|-------------------|

|       |  |       |       |      |
|-------|--|-------|-------|------|
| 08/05 | AMZN Mktpl US*MA6JK0PM0 Amzn.com/bill WA | 17610 | 38.60 | 100F |
|-------|--|-------|-------|------|

|       |                                  |       |        |      |
|-------|----------------------------------|-------|--------|------|
| 08/05 | OREILLY AUTO #3595 CAVE CREEK AZ | 17610 | 128.10 | 100F |
|-------|----------------------------------|-------|--------|------|

|       |  |       |       |      |
|-------|--|-------|-------|------|
| 08/07 | AMZN Mktpl US*MA9T76G80 Amzn.com/bill WA | 17610 | 18.18 | 100F |
|-------|--|-------|-------|------|

|       |  |       |       |      |
|-------|--|-------|-------|------|
| 08/08 | SHARKNINJA SALES COMPANY 800-798-7398 MA | 17610 | 98.67 | 150F |
|-------|--|-------|-------|------|

|       |  |       |       |      |
|-------|--|-------|-------|------|
| 08/08 | FRY'S 0865 APACHE JUNCTI AZ<br>VAUGHN CROSHAW<br>TRANSACTIONS THIS CYCLE (CARD 0887) \$3173.46 | 17610 | 32.70 | 100F |
|-------|--|-------|-------|------|

|       |  |       |        |      |
|-------|--|-------|--------|------|
| 07/19 | FOREMOST MEDICAL EQUIP 585-586-4880 NY | 17586 | 674.92 | 400F |
|-------|--|-------|--------|------|

|       |                                |       |          |      |
|-------|--------------------------------|-------|----------|------|
| 08/01 | ONE BEAT CPR LEARNING DAVIE FL | 17637 | 2,690.00 | 400F |
|-------|--------------------------------|-------|----------|------|

|       |  |       |        |      |
|-------|--|-------|--------|------|
| 08/06 | NFPA NATL FIRE PROTECT 800-344-3555 MA | 17636 | 175.00 | 100F |
|-------|--|-------|--------|------|

|       |   |       |       |      |
|-------|---|-------|-------|------|
| 08/06 | NORTHWEST FIRE DISTRICT 520-887-1010 AZ<br>TINA GEROLA<br>TRANSACTIONS THIS CYCLE (CARD 6473) \$3589.92 | 17646 | 50.00 | 100F |
|-------|---|-------|-------|------|

| 2019 Totals Year-to-Date       |        |
|--------------------------------|--------|
| Total fees charged in 2019     | \$8.91 |
| Total interest charged in 2019 | \$0.00 |

Year-to-date totals do not reflect any fee or interest refunds you may have received.

# Superstition Fire & Medical District Monthly Pinal County Treasurer's Bank Account Reconciliation

## 200 Capital Projects Fund

### Reconciliation References:


- A Previous month's bank ending balance / current month's bank beginning balance
- B Interest Income
- C Current month's property tax receipts (real and personal)
- D Current month's Accounts Payable disbursements
- E Current month's bank ending balance
- F Cash Balance per G/L Balance Sheet



**Superstition Fire & Medical District  
Capital Project (Fund 200) Cash Reconciliation  
Fiscal Year 2019- 2020  
8/31/2019**



|  | Deposits<br>(Cash Receipts) | Cash<br>Disbursements   | Book<br>Balance                   |
|--|-----------------------------|-------------------------|-----------------------------------|
| Book Balance as of: 8/1/2019                   |                             |                         | \$718,146.03 (A)                  |
| <u>Activity During the Month</u>               |                             |                         |                                   |
| Journal Entries:                               |                             |                         |                                   |
| Interest Income (Expense):                     | 1,296.64                    |                         | 1,296.64 (B)                      |
| Deposits                                       |                             |                         | -                                 |
| Revenue Transfer                               |                             |                         | -                                 |
| Cash Receipts                                  |                             |                         |                                   |
| 2017 Real Estate Taxes                         |                             |                         | -                                 |
| 2018 Real Estate Taxes                         | 729.45                      |                         | 729.45                            |
| 2019 Real Estate Taxes                         | 165.02                      |                         | 165.02                            |
| 2017 Pers. Prop. Taxes                         | 11.65                       |                         | 11.65                             |
| 2018 Pers. Prop. Taxes                         | 165.33                      |                         | 165.33                            |
| SRP Contributions                              |                             |                         | -                                 |
| Cash Disbursements                             |                             |                         |                                   |
| A) Accounts Payable                            |                             | (4,780.00)              | (4,780.00) (D)                    |
| B) Transfer In / Out                           |                             |                         | -                                 |
| C) Refund Interest                             |                             |                         | 0.00                              |
|  | \$2,368.09                  | (4,780.00)              | \$715,734.12                      |
| <u>Pinal County Bank Balance</u>               |                             |                         |                                   |
| Ending Bank Balance as of: 8/31/2019           |                             | Balance from YTD Column | \$ 715,734.12 (E)                 |
|  |                             | Check #                 |                                   |
| Less: Outstanding Warrants                     |                             |                         | -                                 |
|  |                             |                         | -                                 |
|  |                             |                         | \$ 715,734.12                     |
| Prepared by: <u><i>Joseph Burke 9/3/19</i></u> |                             |                         | Balance per B/S \$ 715,734.12 (F) |
| Reviewed by: <u><i>Roger Ward 9/3/19</i></u>   |                             |                         | Difference \$ -                   |



Pinal County Treasurer

Monthly Statement

Date Range: 8/1/2019 to 8/31/2019


| Account           | Period   | YTD        |                           |
|-------------------|--|------------|---------------------------|
| <b>6116421101</b> | <b>Superstition Fire &amp; Medical Dist Capital Projects</b> |            |                           |
| Begin Balance:    | (A) 718,146.03   | 713,906.74 |                           |
| Income:           | 2,368.09   | 7,593.38   |                           |
| LOC Advance:      | .00  | .00        |                           |
| Expense:          | (4,780.00)   | (5,766.00) | LOC: .00                  |
| LOC Payments:     | .00  | .00        | Warrants Outstanding: .00 |
| Cash Balance:     | (E) 715,734.12   | 715,734.12 | End: 715,734.12           |

Monthly Statement Summary

| Source Code       | Description  | MTDAmount                 | YTDAmount         |
|-------------------|--|---------------------------|-------------------|
| <b>6116421101</b> | <b>Superstition Fire &amp; Medical Dist Capital Projects</b> | <b>Beginning Balance:</b> | <b>718,146.03</b> |
|                   |  |                           | <b>713,906.74</b> |
| 11100.2017        | 2017 Real Estate Taxes                                       | .00                       | .19               |
| 11100.2018        | 2018 Real Estate Taxes                                       | 729.45                    | 3,696.20          |
| 11100.2019        | 2019 Real Estate Taxes                                       | 165.02                    | 165.02            |
| 12100.2017        | 2017 Personal Property Taxes                                 | 11.65                     | 88.52             |
| 12100.2018        | 2018 Personal Property Taxes                                 | 165.33                    | 455.70            |
| 21100.40          | Wells Fargo Bank Investment Interest                         | 4.99                      | 12.66             |
| 21100.41          | Wells Fargo Repo Investment Interest                         | 268.50                    | 576.42            |
| 21100.43          | Wells Fargo Trust Investment Interest                        | 14.50                     | 28.41             |
| 21100.46          | Wells Fargo Investment Investment Interest                   | 125.69                    | 269.74            |
| 21100.55          | Multi-Bank Securities Investment Interest                    | 211.27                    | 211.27            |
| 21100.70          | Vining Sparks Investment Interest                            | 615.18                    | 1,089.60          |
| 21100.80          | Stifel Nicolaus & Company Investment Interest                | 56.51                     | 376.83            |
| 73750.0           | Revenue Transfer   | .00                       | 622.82            |
| 90930.0           | Warrants Redeemed  | (4,780.00)                | (5,766.00)        |
|                   | <b>Ending Balance:</b>                                       | <b>715,734.12</b>         | <b>715,734.12</b> |

Monthly Statement Detail

| Date  | Notes            | Doc # | Amount                               | C/D |
|---|------------------|-------|--------------------------------------|-----|
| <b>6116421101 Superstition Fire &amp; Medical Dist Capital Projects</b> |                  |       | <b>Beginning Balance: 718,146.03</b> |     |
| 11100.2018 2018 Real Estate Taxes                                       |                  |       | Source Code Total: 729.45            |     |
| 08/01   | Tax Distribution | 0     | 144.07                               | C   |
| 08/01   | Tax Distribution | 0     | 1.04                                 | C   |
| 08/01   | Tax Distribution | 0     | 17.33                                | C   |
| 08/02   | Tax Distribution | 0     | 2.82                                 | C   |
| 08/02   | Tax Distribution | 0     | 1.08                                 | C   |
| 08/05   | Tax Distribution | 0     | 10.98                                | C   |
| 08/05   | Tax Distribution | 0     | 13.86                                | C   |
| 08/05   | Tax Distribution | 0     | 1.43                                 | C   |
| 08/06   | Tax Distribution | 0     | .16                                  | C   |
| 08/06   | Tax Distribution | 0     | 23.75                                | C   |
| 08/07   | Tax Distribution | 0     | 8.83                                 | C   |
| 08/07   | Tax Distribution | 0     | 5.91                                 | C   |
| 08/08   | Tax Distribution | 0     | 1.45                                 | C   |
| 08/09   | Tax Distribution | 0     | 2.45                                 | C   |
| 08/09   | Tax Distribution | 0     | .26                                  | C   |
| 08/12   | Tax Distribution | 0     | 5.97                                 | C   |
| 08/12   | Tax Distribution | 0     | 15.21                                | C   |
| 08/12   | Tax Distribution | 0     | 36.86                                | C   |
| 08/13   | Tax Distribution | 0     | .26                                  | C   |
| 08/15   | Tax Distribution | 0     | .11                                  | C   |
| 08/15   | Tax Distribution | 0     | 25.27                                | C   |
| 08/15   | Tax Distribution | 0     | 29.90                                | C   |



Pinal County Treasurer

Monthly Statement

Date Range: 8/1/2019 to 8/31/2019

|   |                  |   |                           |   |
|---|------------------|---|---------------------------|---|
| 08/19                                   | Tax Distribution | 0 | 20.94                     | C |
| 08/19                                   | Tax Distribution | 0 | 75.55                     | C |
| 08/21                                   | Tax Distribution | 0 | 12.19                     | C |
| 08/22                                   | Tax Distribution | 0 | 12.44                     | C |
| 08/22                                   | Tax Distribution | 0 | .18                       | C |
| 08/22                                   | Tax Distribution | 0 | 31.59                     | C |
| 08/23                                   | Tax Distribution | 0 | 7.87                      | C |
| 08/26                                   | Tax Distribution | 0 | 5.93                      | C |
| 08/26                                   | Tax Distribution | 0 | 30.51                     | C |
| 08/27                                   | Tax Distribution | 0 | 3.53                      | C |
| 08/27                                   | Tax Distribution | 0 | 31.10                     | C |
| 08/28                                   | Tax Distribution | 0 | 74.59                     | C |
| 08/28                                   | Tax Distribution | 0 | 29.24                     | C |
| 08/29                                   | Tax Distribution | 0 | 1.49                      | C |
| 08/30                                   | Tax Distribution | 0 | 43.30                     | C |
| 11100.2019 2019 Real Estate Taxes       |                  |   | Source Code Total: 165.02 |   |
| 08/26                                   | Tax Distribution | 0 | .14                       | C |
| 08/27                                   | Tax Distribution | 0 | 3.22                      | C |
| 08/27                                   | Tax Distribution | 0 | 13.59                     | C |
| 08/28                                   | Tax Distribution | 0 | 46.43                     | C |
| 08/28                                   | Tax Distribution | 0 | 8.16                      | C |
| 08/29                                   | Tax Distribution | 0 | 13.79                     | C |
| 08/30                                   | Tax Distribution | 0 | 70.26                     | C |
| 08/30                                   | Tax Distribution | 0 | 9.43                      | C |
| 00.2017 2017 Personal Property Taxes    |                  |   | Source Code Total: 11.65  |   |
| 08/01                                   | Tax Distribution | 0 | 1.04                      | C |
| 08/05                                   | Tax Distribution | 0 | .58                       | C |
| 08/06                                   | Tax Distribution | 0 | 2.15                      | C |
| 08/14                                   | Tax Distribution | 0 | .17                       | C |
| 08/19                                   | Tax Distribution | 0 | 2.91                      | C |
| 08/21                                   | Tax Distribution | 0 | .72                       | C |
| 08/26                                   | Tax Distribution | 0 | 1.56                      | C |
| 08/28                                   | Tax Distribution | 0 | .79                       | C |
| 08/30                                   | Tax Distribution | 0 | 1.73                      | C |
| 12100.2018 2018 Personal Property Taxes |                  |   | Source Code Total: 165.33 |   |
| 08/02                                   | Tax Distribution | 0 | 11.15                     | C |
| 08/05                                   | Tax Distribution | 0 | 3.46                      | C |
| 08/05                                   | Tax Distribution | 0 | .42                       | C |
| 08/06                                   | Tax Distribution | 0 | 3.97                      | C |
| 08/06                                   | Tax Distribution | 0 | 4.46                      | C |
| 08/06                                   | Tax Distribution | 0 | 5.51                      | C |
| 08/07                                   | Tax Distribution | 0 | 4.49                      | C |
| 08/08                                   | Tax Distribution | 0 | 1.33                      | C |
| 08/08                                   | Tax Distribution | 0 | 1.50                      | C |
| 08/09                                   | Tax Distribution | 0 | .10                       | C |
| 08/09                                   | Tax Distribution | 0 | 3.07                      | C |
| 08/12                                   | Tax Distribution | 0 | .18                       | C |
| 08/12                                   | Tax Distribution | 0 | 2.30                      | C |
| 08/13                                   | Tax Distribution | 0 | 5.15                      | C |
| 08/14                                   | Tax Distribution | 0 | 6.42                      | C |
| 08/14                                   | Tax Distribution | 0 | 2.58                      | C |
| 08/15                                   | Tax Distribution | 0 | .66                       | C |
| 08/15                                   | Tax Distribution | 0 | 7.59                      | C |
| 08/16                                   | Tax Distribution | 0 | 1.57                      | C |
| 08/16                                   | Tax Distribution | 0 | 3.68                      | C |
| 08/19                                   | Tax Distribution | 0 | 1.53                      | C |
| 08/19                                   | Tax Distribution | 0 | 1.13                      | C |



Pinal County Treasurer

Monthly Statement

Date Range: 8/1/2019 to 8/31/2019

|  |                     |   |                                   |   |
|--|---------------------|---|-----------------------------------|---|
| 08/21  | Tax Distribution    | 0 | .39                               | C |
| 08/21  | Tax Distribution    | 0 | .72                               | C |
| 08/21  | Tax Distribution    | 0 | 1.28                              | C |
| 08/22  | Tax Distribution    | 0 | 3.76                              | C |
| 08/22  | Tax Distribution    | 0 | 2.13                              | C |
| 08/23  | Tax Distribution    | 0 | 44.87                             | C |
| 08/23  | Tax Distribution    | 0 | 3.07                              | C |
| 08/27  | Tax Distribution    | 0 | 15.00                             | C |
| 08/27  | Tax Distribution    | 0 | .98                               | C |
| 08/28  | Tax Distribution    | 0 | 7.60                              | C |
| 08/28  | Tax Distribution    | 0 | .58                               | C |
| 08/30  | Tax Distribution    | 0 | 9.63                              | C |
| 08/30  | Tax Distribution    | 0 | 3.07                              | C |
| 21100.40 Wells Fargo Bank Investment Interest                |                     |   | Source Code Total: 4.99           |   |
| 08/01  | Investment Interest | 0 | 4.99                              | C |
| 21100.41 Wells Fargo Repo Investment Interest                |                     |   | Source Code Total: 268.50         |   |
| 08/01  | Investment Interest | 0 | 268.50                            | C |
| 21100.43 Wells Fargo Trust Investment Interest               |                     |   | Source Code Total: 14.50          |   |
| 08/02  | Investment Interest | 0 | 14.50                             | C |
| 21100.46 Wells Fargo Investment Investment Interest          |                     |   | Source Code Total: 125.69         |   |
| 08/26  | Investment Interest | 0 | 72.12                             | C |
| 08/26  | Investment Interest | 0 | 53.57                             | C |
| 21100.55 Multi-Bank Securities Investment Interest           |                     |   | Source Code Total: 211.27         |   |
| 08/01  | Investment Interest | 0 | 129.94                            | C |
| 08/02  | Investment Interest | 0 | 3.82                              | C |
| 08/15  | Investment Interest | 0 | 77.51                             | C |
| 21100.70 Vining Sparks Investment Interest                   |                     |   | Source Code Total: 615.18         |   |
| 08/08  | Investment Interest | 0 | 126.93                            | C |
| 08/12  | Investment Interest | 0 | 81.47                             | C |
| 08/19  | Investment Interest | 0 | 100.86                            | C |
| 08/22  | Investment Interest | 0 | 61.66                             | C |
| 08/26  | Investment Interest | 0 | 135.99                            | C |
| 08/26  | Investment Interest | 0 | 108.27                            | C |
| 21100.80 Stifel Nicolaus & Company Investment Interest       |                     |   | Source Code Total: 56.51          |   |
| 08/28  | Investment Interest | 0 | 56.51                             | C |
| 90930.0 Warrants Redeemed                                    |                     |   | Source Code Total: (4,780.00)     |   |
| 08/13  | Paid Warrants       | 0 | (4,780.00)                        | D |
| 6116421101 Superstition Fire & Medical Dist Capital Projects |                     |   | <b>Ending Balance: 715,734.12</b> |   |

**Warrant Detail**

| Payee Name  | Warrant    | Amount   | Issue Dt | Status Dt | Voucher                 |
|---|------------|----------|----------|-----------|-------------------------|
| <b>6116421101 Superstition Fire &amp; Medical Dist Capital Projects</b> |            |          |          |           | Account Total: 4,780.00 |
| Fund: 1107  |            |          |          |           | Fund Total: 4,780.00    |
| Status: PAID  |            |          |          |           | Status Total: 4,780.00  |
| KRONOS, INC.  | 1107000574 | 4,780.00 | 08/07/19 | 08/13/19  |                         |
|   | Count      | Amount   |          |           |                         |
| Total PAID:   | 1          | 4,780.00 |          |           |                         |

9/3/19  
10:49:07 AM

**Superstition Fire & Medical District**

Balance Sheet

As of 8/31/2019

FUND: (200) Capital Projects Fund

**Assets**

**Current Assets**

Fund Cash - Capital Projects

\$715,734.12 <sup>(E)</sup>

Due From other funds

1,300,295.36

Total Current Assets

\$2,016,029.48

**Total Assets**

\$2,016,029.48

**Liabilities and Equity**

**Equity**

Fund Balance - Capital Projects

\$2,013,838.92

Current Year Profit/Loss

2,190.56

Total Equity

2,016,029.48

**Total Liabilities and Equity**

\$2,016,029.48



**Superstition Fire & Medical District  
Monthly Pinal County Treasurer's Bank Account Reconciliation**

**400 Special Revenue Fund**

**Reconciliation References:**

- A Previous month's bank ending balance / current month's bank beginning balance
- B Interest Income
- C Current month's deposits/donations
- D Current month's Accounts Payable disbursements
- E Current month's bank ending balance
- F Accounts Payable checks outstanding at month-end
- G Cash Balance per G/L Balance Sheet
- H Chase MasterCard credit card payment – warrant #1105000275 (paid 8/14/19)



**Superstition Fire & Medical District  
Special Revenue (Fund 400) Cash Reconciliation  
Fiscal Year 2019 - 2020  
8/31/2019**



|                                       | Deposits<br>(Cash Receipts) | Cash<br>Disbursements | Book<br>Balance                  |
|---------------------------------------|-----------------------------|-----------------------|----------------------------------|
| Book Balance as of: 8/1/2019          |                             |                       | \$48,396.57 (A)                  |
| <u>Activity During the Month</u>      |                             |                       |                                  |
| Journal Entries:                      |                             |                       |                                  |
| Interest Income (Expense):            | 90.38                       |                       | 90.38 (B)                        |
| Cash Receipts                         |                             |                       |                                  |
| 46750 FEMA Grant Receipts             |                             |                       | -                                |
| 47020 AED Donations                   | 3,000.00                    |                       | 3,000.00 (C)                     |
| 47100 EMS Cardiac Donations           |                             |                       | -                                |
| 47110 EMS Equipment Donations         |                             |                       | -                                |
| 47120 Prevention/Pub Ed Donations     |                             |                       | -                                |
| 47130 General Donations               |                             |                       | -                                |
| Deposits                              |                             |                       | -                                |
| Revenue Transfer                      |                             |                       | -                                |
| Cash Disbursements                    |                             |                       |                                  |
| A) Accounts Payable                   |                             | (3,364.92)            | (3,364.92) (D)                   |
| B) Transfer In / Out                  |                             |                       | -                                |
| C) Refund Interest                    |                             |                       | -                                |
|                                       | \$3,090.38                  | (3,364.92)            | \$48,122.03                      |
| <u>Pinal County Bank Balance</u>      |                             |                       |                                  |
| Ending Bank Balance as of: 8/31/2019  | Balance from YTD Column     |                       | \$ 48,122.03 (E)                 |
| Less: Outstanding Warrants            | Check # 277                 | (439.88)              | (439.88) (F)                     |
|                                       |                             |                       | -                                |
|                                       |                             |                       | \$ 47,682.15                     |
| Prepared by: <u>Janet Duke 9/3/19</u> |                             |                       | Balance per B/S \$ 47,682.15 (G) |
| Reviewed by: <u>Logan Wood 9/3/19</u> |                             |                       | Difference \$ -                  |



Pinal County Treasurer

Monthly Statement

Date Range: 8/1/2019 to 8/31/2019

| Account           | Period  | YTD        |                       |           |
|-------------------|---|------------|-----------------------|-----------|
| <b>6116422901</b> | <b>Superstition Fire &amp; Medical Dist Special Revenue</b> |            |                       |           |
| Begin Balance:    | (A) 48,396.57   | 48,437.86  |                       |           |
| Income:           | 3,090.38  | 4,676.56   |                       |           |
| LOC Advance:      | .00   | .00        |                       |           |
| Expense:          | (3,364.92)  | (4,992.39) | LOC:                  | .00       |
| LOC Payments:     | .00   | .00        | Warrants Outstanding: | (439.88)  |
| Cash Balance:     | (E) 48,122.03   | 48,122.03  | End:                  | 47,682.15 |

Monthly Statement Summary

| Source Code       | Description   | MTDAmount                 | YTDAmount        |
|-------------------|---|---------------------------|------------------|
| <b>6116422901</b> | <b>Superstition Fire &amp; Medical Dist Special Revenue</b> | <b>Beginning Balance:</b> | <b>48,396.57</b> |
|                   |   |                           | <b>48,437.86</b> |
| 21100.40          | Wells Fargo Bank Investment Interest                        | .34                       | .86              |
| 21100.41          | Wells Fargo Repo Investment Interest                        | 18.40                     | 39.27            |
| 21100.43          | Wells Fargo Trust Investment Interest                       | .99                       | 1.94             |
| 21100.46          | Wells Fargo Investment Investment Interest                  | 8.82                      | 18.58            |
| 21100.55          | Multi-Bank Securities Investment Interest                   | 14.81                     | 14.81            |
| 21100.70          | Vining Sparks Investment Interest                           | 43.23                     | 75.37            |
| 21100.80          | Stifel Nicolaus & Company Investment Interest               | 3.79                      | 25.73            |
| 73160.0           | Deposits  | 3,000.00                  | 4,500.00         |
| 90930.0           | Warrants Redeemed   | (3,364.92)                | (4,992.39)       |
|                   | <b>Ending Balance:</b>                                      | <b>48,122.03</b>          | <b>48,122.03</b> |

Monthly Statement Detail

| Date   | Notes   | Doc # | Amount                              | C/D |
|--|---|-------|-------------------------------------|-----|
| <b>6116422901 Superstition Fire &amp; Medical Dist Special Revenue</b> |   |       | <b>Beginning Balance: 48,396.57</b> |     |
| 21100.40   | Wells Fargo Bank Investment Interest          |       | Source Code Total: .34              |     |
| 08/01  | Investment Interest                           | 0     | .34                                 | C   |
| 21100.41   | Wells Fargo Repo Investment Interest          |       | Source Code Total: 18.40            |     |
| 08/01  | Investment Interest                           | 0     | 18.40                               | C   |
| 21100.43   | Wells Fargo Trust Investment Interest         |       | Source Code Total: .99              |     |
| 08/02  | Investment Interest                           | 0     | .99                                 | C   |
| 21100.46   | Wells Fargo Investment Investment Interest    |       | Source Code Total: 8.82             |     |
| 08/26  | Investment Interest                           | 0     | 5.06                                | C   |
| 08/26  | Investment Interest                           | 0     | 3.76                                | C   |
| 21100.55   | Multi-Bank Securities Investment Interest     |       | Source Code Total: 14.81            |     |
| 08/01  | Investment Interest                           | 0     | 9.08                                | C   |
| 08/02  | Investment Interest                           | 0     | .27                                 | C   |
| 08/15  | Investment Interest                           | 0     | 5.46                                | C   |
| 21100.70   | Vining Sparks Investment Interest             |       | Source Code Total: 43.23            |     |
| 08/08  | Investment Interest                           | 0     | 8.93                                | C   |
| 08/12  | Investment Interest                           | 0     | 5.73                                | C   |
| 08/19  | Investment Interest                           | 0     | 7.10                                | C   |
| 08/22  | Investment Interest                           | 0     | 4.33                                | C   |
| 08/26  | Investment Interest                           | 0     | 9.54                                | C   |
| 08/26  | Investment Interest                           | 0     | 7.60                                | C   |
| 21100.80   | Stifel Nicolaus & Company Investment Interest |       | Source Code Total: 3.79             |     |
| 08/28  | Investment Interest                           | 0     | 3.79                                | C   |
| 73160.0  | Deposits                                      |       | Source Code Total: 3,000.00         |     |
| 08/28  | 400.10.47020.41 CityOfAJ/inv 5405/ck 151453   | 0     | 3,000.00                            | C   |
| 90930.0  | Warrants Redeemed                             |       | Source Code Total: (3,364.92)       |     |
| 08/20  | Paid Warrants                                 | 0     | (3,364.92)                          | D   |
| <b>6116422901 Superstition Fire &amp; Medical Dist Special Revenue</b> |   |       | <b>Ending Balance: 48,122.03</b>    |     |

Warrant Detail



Pinal County Treasurer

Monthly Statement

Date Range: 8/1/2019 to 8/31/2019

| Payee Name   | Warrant    | Amount       | Issue Dt | Status Dt | Voucher   |
|--|------------|--------------|----------|-----------|---|
| <b>6116422901 Superstition Fire &amp; Medical Dist Special Revenue</b> |            |              |          |           | Account Total: 3,804.80                                     |
| Fund: 1105   |            |              |          |           | Fund Total: 3,804.80  |
| Status: OUTS   |            |              |          |           | Status Total: 439.88 <span style="float: right;">(P)</span> |
| DAVID ENDRES   | 1105000277 | 439.88       | 08/28/19 | 08/28/19  |   |
| Status: PAID   |            |              |          |           | Status Total: 3,364.92                                      |
| CHASE  | 1105000276 | (H) 3,364.92 | 08/14/19 | 08/20/19  |   |
|  | Count      | Amount       |          |           |   |
| Total OUTS:  | 1          | 439.88       |          |           |   |
| Total PAID:  | 1          | 3,364.92     |          |           |   |

Superstition Fire & Medical District

AR Payment Register (Detail)

Bank ID: Equal To S

| Check No. / Payment ID                | Payee Name / Customer Name                    | Invoice No. / Account Number     | Amount Paid              |
|---------------------------------------|---|----------------------------------|--------------------------|
| <b>BANK: S - SPECIAL REVENUE FUND</b> |   |                                  |                          |
| <b>DEPOSIT: 2,643</b>                 | <b>DATE: 08/28/19</b>                         |                                  |                          |
| 151453                                | City of AJ/inv 5405/ck 151453<br>X (DONATION) | Check<br>Invoice : 005405        | \$3,000.00<br>\$3,000.00 |
|                                       |   | CHECK # 151453 TOTAL:            | <u>\$3,000.00</u>        |
|                                       |   | DEPOSIT 2,643 TOTAL:             | <u>\$3,000.00</u>        |
|                                       |   | <b>TOTAL FOR BANK ID: S</b>      | <b><u>\$3,000.00</u></b> |
|                                       |   | GRAND TOTAL OF ALL CHECKS:       | \$3,000.00               |
|                                       |   | GRAND TOTAL OF ALL CREDIT CARDS: | \$0.00                   |
|                                       |   | GRAND TOTAL OF ALL CASH:         | \$0.00                   |
|                                       |   | GRAND TOTAL OF ALL EFT:          | \$0.00                   |
|                                       |   | GRAND TOTAL OF ALL PAYMENTS:     | <u>\$3,000.00</u>        |
|                                       |   | GRAND TOTAL OF ALL ADJUSTMENTS:  | \$0.00                   |
|                                       |   | <b>COMBINED TOTAL:</b>           | <b><u>\$3,000.00</u></b> |

①

**Superstition Fire & Medical District**

Balance Sheet

As of 8/31/2019

FUND: (400) Special Revenue Fund

**Assets**

Current Assets

Fund Cash - Special Revenue Fund  
Total Current Assets

\$47,682.15

\$47,682.15

⑦

**Total Assets**

\$47,682.15

**Liabilities and Equity**

Current Liabilities

Sales Tax Payable  
Total Current Liabilities

\$277.31

\$277.31

**Total Liabilities**

\$277.31

Equity

Fund Balance - Special Revenue Fund  
Current Year Profit/Loss  
Total Equity

\$48,437.86

(1,033.02)

47,404.84

**Total Liabilities and Equity**

\$47,682.15



Manage your account online: www.chase.com/ink

Customer Service: 1-800-945-2029

Mobile: Download the Chase Mobile app today

| September 2019 |    |    |    |    |    |    |
|----------------|----|----|----|----|----|----|
| S              | M  | T  | W  | T  | F  | S  |
| 1              | 2  | 3  | 4  | 5  | 6  | 7  |
| 8              | 9  | 10 | 11 | 12 | 13 | 14 |
| 15             | 16 | 17 | 18 | 19 | 20 | 21 |
| 22             | 23 | 24 | 25 | 26 | 27 | 28 |
| 29             | 30 | 1  | 2  | 3  | 4  | 5  |
| 6              | 7  | 8  | 9  | 10 | 11 | 12 |

New Balance  
**\$7,856.06**  
 Minimum Payment Due  
**\$1,571.00**  
 Payment Due Date  
**09/04/19**

Late Payment Warning: If we do not receive your minimum payment by the due date, you may have to pay up to a \$39 late fee.  
 Minimum Payment Warning: Enroll in Auto-Pay and avoid missing a payment. To enroll, call the number on the back of your card or go to the web site listed above.

### ACCOUNT SUMMARY

|                                     |                     |
|-------------------------------------|---------------------|
| Account Number: 4246 3152 5232 6481 |                     |
| Previous Balance                    | \$6,584.49          |
| Payment, Credits                    | -\$6,724.68         |
| Purchases                           | +\$8,018.15         |
| Cash Advances                       | \$0.00              |
| Balance Transfers                   | \$0.00              |
| Fees Charged                        | \$0.00              |
| Interest Charged                    | \$0.00              |
| <b>New Balance</b>                  | <b>\$7,856.06</b>   |
| Opening/Closing Date                | 07/11/19 - 08/10/19 |
| Credit Limit                        | \$50,000            |
| Available Credit                    | \$42,143            |
| Cash Access Line                    | \$10,000            |
| Available for Cash                  | \$10,000            |
| Past Due Amount                     | \$0.00              |
| Balance over the Credit Limit       | \$0.00              |

400 (H)  
 \$ 3,364.92

VENDOR # chason  
 ACCOUNT # \_\_\_\_\_  
 APPROVAL \_\_\_\_\_  
 DATE PAID 8/10/19  
 WARRANT # \_\_\_\_\_  
 275

000001 FIS33339 C 1

Y 9 10 19/09/10

Page 1 of 3

06630 MA DA 54628 22210000010005462801



P.O. BOX 15123  
 WILMINGTON, DE 19850-5123  
 For Undeliverable Mail Only

Get updates on the go  
 Log on to [chase.com/alerts](http://chase.com/alerts)

42463152523264810015710000785606000000006

Payment Due Date: 09/04/19  
 New Balance: \$7,856.06  
 Minimum Payment: \$1,571.00

Account number: 4246 3152 5232 6481

54628 BEX 9 22219 C  
 ROGER WOOD  
 SUPERSTITION FIRE  
 565 N IDAHO RD  
 APACHE JUNCTION AZ 85119-4014

\$ \_\_\_\_\_ Amount Enclosed  
 Make/Mail to Chase Card Services at the address below:

CARDMEMBER SERVICE  
 PO BOX 6294  
 CAROL STREAM IL 60197-6294

500016028 15452523264815

# ACCOUNT ACTIVITY

Date of Transaction      Merchant Name or Transaction Description      \$ Amount

|       |   |                     |           |                   |
|-------|---|---------------------|-----------|-------------------|
| 07/28 | Payment ThankYou Image Check  |                     | -2,709.89 |                   |
| 07/28 | Payment ThankYou Image Check  |                     | -1,627.47 |                   |
| 07/28 | Payment ThankYou Image Check  |                     | -1,821.45 |                   |
| 07/28 | Payment ThankYou Image Check  |                     | -305.68   |                   |
|       | ROGER WOOD<br>TRANSACTIONS THIS CYCLE (CARD 6481) \$6564.49-<br>INCLUDING PAYMENTS RECEIVED |                     |           |                   |
| 07/31 | ARIZONA STATE FIRE TRA 623-3336500 AZ   | 17609               | 189.50    | 100F              |
|       | RICHARD OCHS<br>TRANSACTIONS THIS CYCLE (CARD 6580) \$189.50                                |                     |           |                   |
| 08/02 | FEDEX 98393797 180-0463333 TN   | 17615               | 18.23     | 100F              |
|       | KELLY BARTZ<br>TRANSACTIONS THIS CYCLE (CARD 6598) \$18.23                                  |                     |           |                   |
| 07/12 | SPRINGHILL SUITES GLEN GLENDALE AZ  | 17528               | -160.09   | 100F              |
| 07/10 | SPRINGHILL SUITES GLEN GLENDALE AZ  | 17528               | 480.25    | 100F              |
| 07/12 | SPRINGHILL SUITES GLEN GLENDALE AZ  | 17528               | 320.16    | 100F              |
| 08/04 | Amazon.com*MA3OX0QU2 Amzn.com/bill WA   | 17616               | 64.83     |                   |
|       | ANITA BUTEL<br>TRANSACTIONS THIS CYCLE (CARD 6655) \$704.95                                 |                     |           |                   |
| 08/01 | SQ *ARIZONA CHAPTER IAAI Phoenix AZ   | 17607               | 180.00    | 100F              |
|       | RUBEN BRIONES<br>TRANSACTIONS THIS CYCLE (CARD 2150) \$180.00                               |                     |           |                   |
| 07/13 | HOLIDAY INN EXPRESS FLAGSTAFF AZ  | 17610               | 324.64    | 100F              |
| 07/13 | HOLIDAY INN EXPRESS FLAGSTAFF AZ  | 17610               | 324.64    | 100F              |
| 07/18 | FEDEX 484438697 MEMPHIS TN  | 17610               | 30.24     | 100F              |
| 07/22 | COSTCO *BUS CENTER 827 602-274-4651 AZ  | 100F 17610 \$370.56 | 555.84    | 150F 17654 \$1850 |
| 07/22 | COSTCO *BUS CENTER 827 602-274-4651 AZ  | 100F 17610 \$386.59 | 579.00    | 150F 17654 \$1935 |
| 07/22 | COSTCO *BUS CENTER 827 602-274-4651 AZ  | 17610               | 259.21    | 100F              |
| 07/24 | AMZN Mktp US*MH6B54RF0 Amzn.com/bill WA   | 17610               | 134.99    | 100F              |
| 07/24 | FEDEX 485118178 MEMPHIS TN  | 17610               | 31.61     | 100F              |
| 07/25 | APACHE JUNCTION MVD APACHE JUNCTI AZ  | 17610               | 4.00      | 100F              |
| 07/30 | Amazon.com*MA2AW6XR2 Amzn.com/bill WA   | 17610               | 71.20     | 100F              |
| 07/30 | 60 PURCELL TIRE PHOENIX AZ  | 17610               | 238.60    | 100F              |
| 08/01 | KIT*KAMAN PHOENIX AZ 602-273-1641 AZ  | 17610               | 166.92    | 100F              |
| 08/03 | AMZN Mktp US*MA7J87QN2 Amzn.com/bill WA   | 100F 17610 \$906    | 13.89     | 150F 17654 \$463  |
| 08/03 | AMZN Mktp US*MA2NM8VZ1 Amzn.com/bill WA   | 100F 17610 \$799    | 11.99     | 150F 17654 \$499  |
| 08/02 | AMZN Mktp US*MA0AJ56U2 Amzn.com/bill WA   | 100F 17610 \$532    | 79.90     | 150F 17654 \$2663 |
| 08/06 | AMZN Mktp US*MA6411DU2 Amzn.com/bill WA   | 100F 17610 \$269    | 32.54     | 150F 17654 \$1085 |
| 08/06 | AMZN Mktp US*MA6JK0PM0 Amzn.com/bill WA   | 17610               | 38.60     | 100F              |
| 08/05 | OREILLY AUTO #3995 CAVE CREEK AZ  | 17610               | 128.10    | 100F              |
| 08/07 | AMZN Mktp US*MA9T76G80 Amzn.com/bill WA   | 17610               | 18.19     | 100F              |
| 08/08 | SHARKNINJA SALES COMPANY 800-798-7398 MA  | 17634               | 96.67     | 150F              |
| 08/08 | FRY'S 0665 APACHE JUNCTI AZ   | 17610               | 32.70     | 100F              |
|       | VAUGHN CROSHAW<br>TRANSACTIONS THIS CYCLE (CARD 0687) \$3173.46                             |                     |           |                   |
| 07/19 | FOREMOST MEDICAL EQUIP 585-586-4880 NY  | 17586               | 674.92    | 400F              |
| 08/01 | ONE BEAT CPR LEARNING DAVIE FL  | 17637               | 2,690.00  | 400F              |
| 08/06 | NFPA NATL FIRE PROTECT 800-344-3555 MA  | 17636               | 175.00    | 100F              |
| 08/06 | NORTHWEST FIRE DISTRICT 520-887-1010 AZ   | 17646               | 50.00     | 100F              |
|       | TINA GEROLA<br>TRANSACTIONS THIS CYCLE (CARD 6473) \$3589.92                                |                     |           |                   |

| 2019 Totals Year-to-Date       |        |
|--------------------------------|--------|
| Total fees charged in 2019     | \$8.91 |
| Total interest charged in 2019 | \$0.00 |

Year-to-date totals do not reflect any fee or interest refunds you may have received.



# Superstition Fire & Medical District Monthly Pinal County Treasurer's Bank Account Reconciliation

## 500 Debt Principal Fund

### Reconciliation References:

- A Previous month's bank ending balance / current month's bank beginning balance
  - B Interest Income
  - C Current month's property tax receipts (real and personal)
  - D Current month's bank ending balance
  - E Cash Balance per G/L Balance Sheet
- \*consolidated account ending 1407 (original bond account) into 1409 (refinanced bond account)



**Superstition Fire & Medical District**  
**Debt Retirement Principal (Fund 500) Cash Reconciliation**  
**Fiscal Year 2019 - 2020**  
**8/31/2019**



|  | Deposits<br>(Cash Receipts) | Cash<br>Disbursements   | Book<br>Balance  |
|--|-----------------------------|-------------------------|--|
| Book Balance as of: 8/1/2019                   |                             |                         | \$243,237.88 <span style="float:right; border: 1px solid black; border-radius: 50%; padding: 2px;">A</span>                  |
| <u>Activity During the Month</u>               |                             |                         |  |
| Journal Entries:                               |                             |                         |  |
| Interest Income (Expense):                     | 967.09                      |                         | 967.09 <span style="float:right; border: 1px solid black; border-radius: 50%; padding: 2px;">B</span>                        |
| Cash Receipts                                  |                             |                         |  |
| 2007 Real Estate Taxes                         |                             |                         | -  |
| 2008 Real Estate Taxes                         |                             |                         | -  |
| 2009 Real Estate Taxes                         |                             |                         | -  |
| 2010 Real Estate Taxes                         |                             |                         | -  |
| 2011 Real Estate Taxes                         |                             |                         | -  |
| 2012 Real Estate Taxes                         |                             |                         | -  |
| 2013 Real Estate Taxes                         |                             |                         | -  |
| 2014 Real Estate Taxes                         |                             |                         | -  |
| 2015 Real Estate Taxes                         |                             |                         | -  |
| 2016 Real Estate Taxes                         |                             |                         | -  |
| 2017 Real Estate Taxes                         |                             |                         | -  |
| 2018 Real Estate Taxes                         | 460.88                      |                         | 460.88 <span style="float:right; border: 1px solid black; border-radius: 50%; padding: 2px;">C</span>                        |
| 2019 Real Estate Taxes                         | 85.79                       |                         | 85.79  |
| 2007 Pers. Prop. Taxes                         |                             |                         | -  |
| 2009 Pers. Prop. Taxes                         |                             |                         | -  |
| 2010 Pers. Prop. Taxes                         | 1.09                        |                         | 1.09   |
| 2011 Pers. Prop. Taxes                         | 1.30                        |                         | 1.30   |
| 2012 Pers. Prop. Taxes                         |                             |                         | -  |
| 2013 Pers. Prop. Taxes                         | 0.32                        |                         | 0.32   |
| 2014 Pers. Prop. Taxes                         | 0.78                        |                         | 0.78   |
| 2015 Pers. Prop. Taxes                         | 1.64                        |                         | 1.64   |
| 2016 Pers. Prop. Taxes                         | 6.18                        |                         | 6.18   |
| 2017 Pers. Prop. Taxes                         | 6.37                        |                         | 6.37   |
| 2018 Pers. Prop. Taxes                         | 104.48                      |                         | 104.48   |
| SRP Contributions                              |                             |                         | -  |
| Deposits                                       |                             |                         | -  |
| Revenue Transfer                               |                             |                         | -  |
| Cash Disbursements                             |                             |                         |  |
| A) Accounts Payable                            |                             |                         | -  |
| B) Transfer In / Out                           |                             |                         | -  |
| C) Refund Interest                             |                             |                         | 0.00   |
|  | \$1,635.92                  | 0.00                    | \$244,873.80   |
| <u>Pinal County Bank Balance</u>               |                             |                         |  |
| Ending Bank Balance as of: 8/31/2019           |                             | Balance from YTD Column | \$ 244,873.80 <span style="float:right; border: 1px solid black; border-radius: 50%; padding: 2px;">D</span>                 |
| Less: Outstanding Warrants                     |                             | Check #                 | -  |
| Plus: Deposits in Transit                      |                             |                         | -  |
|  |                             |                         | \$ 244,873.80  |
| Prepared by: <u><i>Frank Decker</i> 9/3/19</u> |                             |                         | Balance per B/S \$ 244,873.80 <span style="float:right; border: 1px solid black; border-radius: 50%; padding: 2px;">E</span> |
| Reviewed by: <u><i>Roger Wnd</i> 9/3/19</u>    |                             |                         | Difference \$ -  |



Pinal County Treasurer

Monthly Statement

Date Range: 8/1/2019 to 8/31/2019

| Account           | Period  | YTD        |                           |
|-------------------|---|------------|---------------------------|
| <b>6116421409</b> | <b>Super Fire &amp; Med Debt Refunding Prin Series 2018</b> |            |                           |
| Begin Balance:    | (A) 243,237.88  | 239,897.27 |                           |
| Income:           | 1,635.92  | 4,976.53   |                           |
| LOC Advance:      | .00   | .00        |                           |
| Expense:          | .00   | .00        | LOC: .00                  |
| LOC Payments:     | .00   | .00        | Warrants Outstanding: .00 |
| Cash Balance:     | (D) 244,873.80  | 244,873.80 | End: 244,873.80           |

Monthly Statement Summary

| Source Code            | Description   | MTDAmount                            | YTDAmount         |
|------------------------|---|--------------------------------------|-------------------|
| <b>6116421409</b>      | <b>Super Fire &amp; Med Debt Refunding Prin Series 2018</b> | <b>Beginning Balance: 243,237.88</b> | <b>239,897.27</b> |
| 11100.2018             | 2018 Real Estate Taxes                                      | 460.88                               | 2,335.52          |
| 11100.2019             | 2019 Real Estate Taxes                                      | 85.79                                | 85.79             |
| 12100.2018             | 2018 Personal Property Taxes                                | 104.48                               | 287.95            |
| 18200.2010             | 2010 Taxes Transferred                                      | 1.09                                 | 1.09              |
| 18200.2011             | 2011 Taxes Transferred                                      | 1.30                                 | 1.46              |
| 18200.2012             | 2012 Taxes Transferred                                      | .00                                  | 1.81              |
| 18200.2013             | 2013 Taxes Transferred                                      | .32                                  | 2.07              |
| 18200.2014             | 2014 Taxes Transferred                                      | .78                                  | 6.90              |
| 18200.2015             | 2015 Taxes Transferred                                      | 1.64                                 | 5.25              |
| 18200.2016             | 2016 Taxes Transferred                                      | 6.18                                 | 23.91             |
| 18200.2017             | 2017 Taxes Transferred                                      | 6.37                                 | 48.47             |
| 21100.40               | Wells Fargo Bank Investment Interest                        | 1.68                                 | 9.64              |
| 21100.41               | Wells Fargo Repo Investment Interest                        | 90.61                                | 410.22            |
| 21100.43               | Wells Fargo Trust Investment Interest                       | 4.89                                 | 19.32             |
| 21100.46               | Wells Fargo Investment Investment Interest                  | 106.07                               | 241.55            |
| 21100.55               | Multi-Bank Securities Investment Interest                   | 189.95                               | 189.95            |
| 21100.70               | Vining Sparks Investment Interest                           | 531.87                               | 977.41            |
| 21100.80               | Stifel Nicolaus & Company Investment Interest               | 42.02                                | 328.22            |
| <b>Ending Balance:</b> |   | <b>244,873.80</b>                    | <b>244,873.80</b> |

*Handwritten notes: (C) \$66,883 (B) \$9,670.9*

Monthly Statement Detail

| Date   | Notes                  | Doc # | Amount                               | C/D |
|--|------------------------|-------|--------------------------------------|-----|
| <b>6116421409 Super Fire &amp; Med Debt Refunding Prin Series 2018</b> |                        |       | <b>Beginning Balance: 243,237.88</b> |     |
| 11100.2018   | 2018 Real Estate Taxes |       | Source Code Total: 460.88            |     |
| 08/01  | Tax Distribution       | 0     | 91.02                                | C   |
| 08/01  | Tax Distribution       | 0     | .66                                  | C   |
| 08/01  | Tax Distribution       | 0     | 10.96                                | C   |
| 08/02  | Tax Distribution       | 0     | 1.78                                 | C   |
| 08/02  | Tax Distribution       | 0     | .68                                  | C   |
| 08/05  | Tax Distribution       | 0     | 6.94                                 | C   |
| 08/05  | Tax Distribution       | 0     | 8.75                                 | C   |
| 08/05  | Tax Distribution       | 0     | .90                                  | C   |
| 08/06  | Tax Distribution       | 0     | .10                                  | C   |
| 08/06  | Tax Distribution       | 0     | 15.01                                | C   |
| 08/07  | Tax Distribution       | 0     | 5.58                                 | C   |
| 08/07  | Tax Distribution       | 0     | 3.73                                 | C   |
| 08/08  | Tax Distribution       | 0     | .92                                  | C   |
| 08/09  | Tax Distribution       | 0     | 1.54                                 | C   |
| 08/09  | Tax Distribution       | 0     | .16                                  | C   |
| 08/12  | Tax Distribution       | 0     | 3.77                                 | C   |
| 08/12  | Tax Distribution       | 0     | 9.61                                 | C   |



Pinal County Treasurer

Monthly Statement

Date Range: 8/1/2019 to 8/31/2019

|   |                  |   |                           |   |
|---|------------------|---|---------------------------|---|
| 08/12                                   | Tax Distribution | 0 | 23.29                     | C |
| 08/13                                   | Tax Distribution | 0 | .16                       | C |
| 08/15                                   | Tax Distribution | 0 | .07                       | C |
| 08/15                                   | Tax Distribution | 0 | 15.96                     | C |
| 08/15                                   | Tax Distribution | 0 | 18.90                     | C |
| 08/19                                   | Tax Distribution | 0 | 13.23                     | C |
| 08/19                                   | Tax Distribution | 0 | 47.74                     | C |
| 08/21                                   | Tax Distribution | 0 | 7.70                      | C |
| 08/22                                   | Tax Distribution | 0 | 7.86                      | C |
| 08/22                                   | Tax Distribution | 0 | .12                       | C |
| 08/22                                   | Tax Distribution | 0 | 19.96                     | C |
| 08/23                                   | Tax Distribution | 0 | 4.97                      | C |
| 08/26                                   | Tax Distribution | 0 | 3.75                      | C |
| 08/26                                   | Tax Distribution | 0 | 19.28                     | C |
| 08/27                                   | Tax Distribution | 0 | 2.23                      | C |
| 08/27                                   | Tax Distribution | 0 | 19.65                     | C |
| 08/28                                   | Tax Distribution | 0 | 47.13                     | C |
| 08/28                                   | Tax Distribution | 0 | 18.47                     | C |
| 08/29                                   | Tax Distribution | 0 | .94                       | C |
| 08/30                                   | Tax Distribution | 0 | 27.36                     | C |
| 11100.2019 2019 Real Estate Taxes       |                  |   | Source Code Total: 85.79  |   |
| 08/26                                   | Tax Distribution | 0 | .08                       | C |
| 08/27                                   | Tax Distribution | 0 | 1.68                      | C |
| 08/27                                   | Tax Distribution | 0 | 7.06                      | C |
| 08/28                                   | Tax Distribution | 0 | 24.13                     | C |
| 08/28                                   | Tax Distribution | 0 | 4.24                      | C |
| 08/29                                   | Tax Distribution | 0 | 7.17                      | C |
| 08/30                                   | Tax Distribution | 0 | 36.53                     | C |
| 08/30                                   | Tax Distribution | 0 | 4.90                      | C |
| 12100.2018 2018 Personal Property Taxes |                  |   | Source Code Total: 104.48 |   |
| 08/02                                   | Tax Distribution | 0 | 7.05                      | C |
| 08/05                                   | Tax Distribution | 0 | 2.18                      | C |
| 08/05                                   | Tax Distribution | 0 | .26                       | C |
| 08/06                                   | Tax Distribution | 0 | 2.51                      | C |
| 08/06                                   | Tax Distribution | 0 | 2.82                      | C |
| 08/06                                   | Tax Distribution | 0 | 3.48                      | C |
| 08/07                                   | Tax Distribution | 0 | 2.84                      | C |
| 08/08                                   | Tax Distribution | 0 | .84                       | C |
| 08/08                                   | Tax Distribution | 0 | .95                       | C |
| 08/09                                   | Tax Distribution | 0 | .06                       | C |
| 08/09                                   | Tax Distribution | 0 | 1.94                      | C |
| 08/12                                   | Tax Distribution | 0 | .12                       | C |
| 08/12                                   | Tax Distribution | 0 | 1.45                      | C |
| 08/13                                   | Tax Distribution | 0 | 3.25                      | C |
| 08/14                                   | Tax Distribution | 0 | 4.06                      | C |
| 08/14                                   | Tax Distribution | 0 | 1.63                      | C |
| 08/15                                   | Tax Distribution | 0 | .42                       | C |
| 08/15                                   | Tax Distribution | 0 | 4.80                      | C |
| 08/16                                   | Tax Distribution | 0 | 1.00                      | C |
| 08/16                                   | Tax Distribution | 0 | 2.32                      | C |
| 08/19                                   | Tax Distribution | 0 | .96                       | C |
| 08/19                                   | Tax Distribution | 0 | .72                       | C |
| 08/21                                   | Tax Distribution | 0 | .25                       | C |
| 08/21                                   | Tax Distribution | 0 | .46                       | C |
| 08/21                                   | Tax Distribution | 0 | .81                       | C |
| 08/22                                   | Tax Distribution | 0 | 2.37                      | C |
| 08/22                                   | Tax Distribution | 0 | 1.35                      | C |



Pinal County Treasurer

Monthly Statement

Date Range: 8/1/2019 to 8/31/2019

|            |  |   |        |                           |
|------------|--|---|--------|---------------------------|
| 08/23      | Tax Distribution                           | 0 | 28.35  | C                         |
| 08/23      | Tax Distribution                           | 0 | 1.94   | C                         |
| 08/27      | Tax Distribution                           | 0 | 9.48   | C                         |
| 08/27      | Tax Distribution                           | 0 | .62    | C                         |
| 08/28      | Tax Distribution                           | 0 | 4.80   | C                         |
| 08/28      | Tax Distribution                           | 0 | .37    | C                         |
| 08/30      | Tax Distribution                           | 0 | 6.08   | C                         |
| 08/30      | Tax Distribution                           | 0 | 1.94   | C                         |
| 18200.2010 | 2010 Taxes Transferred                     |   |        | Source Code Total: 1.09   |
| 08/08      | MATURED DEBT SVC FR 6-11642-1407           | 0 | 1.09   | C                         |
| 18200.2011 | 2011 Taxes Transferred                     |   |        | Source Code Total: 1.30   |
| 08/14      | MATURED DEBT SVC FR 6-11642-1407           | 0 | 1.30   | C                         |
| 18200.2013 | 2013 Taxes Transferred                     |   |        | Source Code Total: .32    |
| 08/21      | MATURED DEBT SVC FR 6-11642-1407           | 0 | .32    | C                         |
| 18200.2014 | 2014 Taxes Transferred                     |   |        | Source Code Total: .78    |
| 08/07      | MATURED DEBT SVC FR 6-11642-1407           | 0 | .44    | C                         |
| 08/21      | MATURED DEBT SVC FR 6-11642-1407           | 0 | .34    | C                         |
| 18200.2015 | 2015 Taxes Transferred                     |   |        | Source Code Total: 1.64   |
| 08/15      | MATURED DEBT SVC FR 6-11642-1407           | 0 | .26    | C                         |
| 08/19      | MATURED DEBT SVC FR 6-11642-1407           | 0 | 1.02   | C                         |
| 08/21      | MATURED DEBT SVC FR 6-11642-1407           | 0 | .36    | C                         |
| 18200.2016 | 2016 Taxes Transferred                     |   |        | Source Code Total: 6.18   |
| 08/05      | MATURED DEBT SVC FR 6-11642-1407           | 0 | 2.88   | C                         |
| 08/06      | MATURED DEBT SVC FR 6-11642-1407           | 0 | .21    | C                         |
| 08/19      | MATURED DEBT SVC FR 6-11642-1407           | 0 | 1.99   | C                         |
| 08/21      | MATURED DEBT SVC FR 6-11642-1407           | 0 | .31    | C                         |
| 08/21      | MATURED DEBT SVC FR 6-11642-1407           | 0 | .37    | C                         |
| 08/26      | MATURED DEBT SVC FR 6-11642-1407           | 0 | .42    | C                         |
| 18200.2017 | 2017 Taxes Transferred                     |   |        | Source Code Total: 6.37   |
| 08/01      | MATURED DEBT SVC FR 6-11642-1407           | 0 | .57    | C                         |
| 08/05      | MATURED DEBT SVC FR 6-11642-1407           | 0 | .32    | C                         |
| 08/06      | MATURED DEBT SVC FR 6-11642-1407           | 0 | 1.17   | C                         |
| 08/14      | MATURED DEBT SVC FR 6-11642-1407           | 0 | .10    | C                         |
| 08/19      | MATURED DEBT SVC FR 6-11642-1407           | 0 | 1.59   | C                         |
| 08/21      | MATURED DEBT SVC FR 6-11642-1407           | 0 | .39    | C                         |
| 08/26      | MATURED DEBT SVC FR 6-11642-1407           | 0 | .85    | C                         |
| 08/28      | MATURED DEBT SVC FR 6-11642-1407           | 0 | .43    | C                         |
| 08/30      | MATURED DEBT SVC FR 6-11642-1407           | 0 | .95    | C                         |
| 21100.40   | Wells Fargo Bank Investment Interest       |   |        | Source Code Total: 1.68   |
| 08/01      | Investment Interest                        | 0 | 1.68   | C                         |
| 21100.41   | Wells Fargo Repo Investment Interest       |   |        | Source Code Total: 90.61  |
| 08/01      | Investment Interest                        | 0 | 90.61  | C                         |
| 21100.43   | Wells Fargo Trust Investment Interest      |   |        | Source Code Total: 4.89   |
| 08/02      | Investment Interest                        | 0 | 4.89   | C                         |
| 21100.46   | Wells Fargo Investment Investment Interest |   |        | Source Code Total: 106.07 |
| 08/26      | Investment Interest                        | 0 | 60.86  | C                         |
| 08/26      | Investment Interest                        | 0 | 45.21  | C                         |
| 21100.55   | Multi-Bank Securities Investment Interest  |   |        | Source Code Total: 189.95 |
| 08/01      | Investment Interest                        | 0 | 118.62 | C                         |
| 08/02      | Investment Interest                        | 0 | 3.48   | C                         |
| 08/15      | Investment Interest                        | 0 | 67.85  | C                         |
| 21100.70   | Vining Sparks Investment Interest          |   |        | Source Code Total: 531.87 |
| 08/08      | Investment Interest                        | 0 | 113.83 | C                         |
| 08/12      | Investment Interest                        | 0 | 72.57  | C                         |
| 08/19      | Investment Interest                        | 0 | 87.07  | C                         |
| 08/22      | Investment Interest                        | 0 | 52.63  | C                         |
| 08/26      | Investment Interest                        | 0 | 91.01  | C                         |



Pinal County Treasurer

Monthly Statement

Date Range: 8/1/2019 to 8/31/2019

|   |   |   |                          |                                   |
|---|---|---|--------------------------|-----------------------------------|
| 08/26   | Investment Interest                           | 0 | 114.76                   | C                                 |
| 21100.80  | Stifel Nicolaus & Company Investment Interest |   | Source Code Total: 42.02 |                                   |
| 08/28   | Investment Interest                           | 0 | 42.02                    | C                                 |
| 6116421409 Super Fire & Med Debt Refunding Prin Series 2018 |   |   |                          | <b>Ending Balance: 244,873.80</b> |

9/3/19  
10:48:44 AM

# Superstition Fire & Medical District

## Balance Sheet

As of 8/31/2019

FUND: (500) Debt Retirement Principal Fund

### Assets

#### Current Assets

Fund Cash - Debt Retirement Principal  
Total Current Assets

\$244,873.80

\$244,873.80

(E)

#### Total Assets

\$244,873.80

### Liabilities and Equity

#### Equity

Fund Balance - Debt Retirement Principal  
Current Year Profit/Loss  
Total Equity

\$239,897.27

4,976.53

244,873.80

#### Total Liabilities and Equity

\$244,873.80

**Superstition Fire & Medical District  
Monthly Pinal County Treasurer's Bank Account Reconciliation**

**600 Debt Interest Fund**

**Reconciliation References:**

- A Previous month's bank ending balance / current month's bank beginning balance
  - B Interest Income
  - C Current month's property tax receipts (real and personal)
  - D Current month's bank ending balance
  - E Cash Balance per G/L Balance Sheet
- \*consolidated account ending 1408 (original bond account) into 1410 (refinanced bond account)






**Superstition Fire & Medical District  
Debt Retirement Interest (Fund 600) Cash Reconciliation  
Fiscal Year 2019 - 2020  
8/31/2019**



|  | Deposits<br>(Cash Receipts) | Cash<br>Disbursements   | Treasurer's<br>Balance | Book<br>Balance                  |
|--|-----------------------------|-------------------------|------------------------|----------------------------------|
| Book Balance as of: 8/1/2019                   |                             |                         |                        | \$42,319.63 (A)                  |
| <u>Activity During the Month</u>               |                             |                         |                        |                                  |
| Journal Entries:                               |                             |                         |                        |                                  |
| Interest Income (Expense):                     | 150.78                      |                         |                        | 150.78 (B)                       |
| Cash Receipts                                  |                             |                         |                        |                                  |
| 2007 Real Estate Taxes                         |                             |                         |                        | -                                |
| 2008 Real Estate Taxes                         |                             |                         |                        | -                                |
| 2009 Real Estate Taxes                         |                             |                         |                        | -                                |
| 2010 Real Estate Taxes                         |                             |                         |                        | -                                |
| 2011 Real Estate Taxes                         |                             |                         |                        | -                                |
| 2012 Real Estate Taxes                         |                             |                         |                        | -                                |
| 2013 Real Estate Taxes                         |                             |                         |                        | -                                |
| 2014 Real Estate Taxes                         |                             |                         |                        | -                                |
| 2015 Real Estate Taxes                         |                             |                         |                        | -                                |
| 2016 Real Estate Taxes                         |                             |                         |                        | -                                |
| 2017 Real Estate Taxes                         |                             |                         |                        | -                                |
| 2018 Real Estate Taxes                         | 64.30                       |                         |                        | 64.30 (C)                        |
| 2019 Real Estate Taxes                         | 26.44                       |                         |                        | 26.44                            |
| 2007 Pers. Prop. Taxes                         |                             |                         |                        | -                                |
| 2009 Pers. Prop. Taxes                         |                             |                         |                        | -                                |
| 2010 Pers. Prop. Taxes                         | 1.31                        |                         |                        | 1.31                             |
| 2011 Pers. Prop. Taxes                         | 1.56                        |                         |                        | 1.56                             |
| 2012 Pers. Prop. Taxes                         |                             |                         |                        | -                                |
| 2013 Pers. Prop. Taxes                         | 0.30                        |                         |                        | 0.30                             |
| 2014 Pers. Prop. Taxes                         | 0.67                        |                         |                        | 0.67                             |
| 2015 Pers. Prop. Taxes                         | 1.25                        |                         |                        | 1.25                             |
| 2016 Pers. Prop. Taxes                         | 4.28                        |                         |                        | 4.28                             |
| 2017 Pers. Prop. Taxes                         | 3.90                        |                         |                        | 3.90                             |
| 2018 Pers. Prop. Taxes                         | 14.56                       |                         |                        | 14.56                            |
| SRP Contributions                              |                             |                         |                        | -                                |
| Deposits                                       |                             |                         |                        | -                                |
| Revenue Transfer                               |                             |                         |                        | -                                |
| Cash Disbursements                             |                             |                         |                        |                                  |
| A) Accounts Payable                            |                             |                         |                        | -                                |
| B) Transfer In / Out                           |                             |                         |                        | -                                |
| C) Refund Interest                             |                             |                         |                        | -                                |
|  | \$269.35                    | 0.00                    |                        | \$42,588.98                      |
| <u>Pinal County Bank Balance</u>               |                             |                         |                        |                                  |
| Ending Bank Balance as of: 8/31/2019           |                             | Balance from YTD Column |                        | \$ 42,588.98 (D)                 |
|  |                             | Check #                 |                        |                                  |
| Less: Outstanding Warrants                     |                             |                         |                        | -                                |
| Plus: Deposits in Transit                      |                             |                         |                        | -                                |
|  |                             |                         |                        | \$ 42,588.98                     |
| Prepared by: <u><i>Janice Burke 9/3/19</i></u> |                             |                         |                        | Balance per B/S \$ 42,588.98 (E) |
| Reviewed by: <u><i>Roger Wood 9/3/19</i></u>   |                             |                         |                        | Difference \$ -                  |



Pinal County Treasurer

Monthly Statement

Date Range: 8/1/2019 to 8/31/2019

| Account           | Period   | YTD       |                           |
|-------------------|--|-----------|---------------------------|
| <b>6116421410</b> | <b>Super Fire &amp; Med Debt Refunding Int Series 2018</b> |           |                           |
| Begin Balance:    | (A) 42,319.63  | 41,798.03 |                           |
| Income:           | 269.35   | 790.95    |                           |
| LOC Advance:      | .00  | .00       |                           |
| Expense:          | .00  | .00       | LOC: .00                  |
| LOC Payments:     | .00  | .00       | Warrants Outstanding: .00 |
| Cash Balance:     | (D) 42,588.98  | 42,588.98 | End: 42,588.98            |

Monthly Statement Summary

| Source Code            | Description  | MTDAmount                           | YTDAmount        |
|------------------------|--|-------------------------------------|------------------|
| <b>6116421410</b>      | <b>Super Fire &amp; Med Debt Refunding Int Series 2018</b> | <b>Beginning Balance:</b> 42,319.63 | 41,798.03        |
| 11100.2018             | 2018 Real Estate Taxes                                     | 64.30                               | 325.75           |
| 11100.2019             | 2019 Real Estate Taxes                                     | 26.44                               | 26.44            |
| 12100.2018             | 2018 Personal Property Taxes                               | 14.56                               | 40.11            |
| 18200.2010             | 2010 Taxes Transferred                                     | 1.31                                | 1.31             |
| 18200.2011             | 2011 Taxes Transferred                                     | 1.56                                | 1.75             |
| 18200.2012             | 2012 Taxes Transferred                                     | .00                                 | 1.71             |
| 18200.2013             | 2013 Taxes Transferred                                     | .30                                 | 1.94             |
| 18200.2014             | 2014 Taxes Transferred                                     | .67                                 | 5.91             |
| 18200.2015             | 2015 Taxes Transferred                                     | 1.25                                | 4.01             |
| 18200.2016             | 2016 Taxes Transferred                                     | 4.28                                | 16.50            |
| 18200.2017             | 2017 Taxes Transferred                                     | 3.90                                | 29.61            |
| 21100.40               | Wells Fargo Bank Investment Interest                       | .29                                 | 1.49             |
| 21100.41               | Wells Fargo Repo Investment Interest                       | 15.77                               | 63.96            |
| 21100.43               | Wells Fargo Trust Investment Interest                      | .85                                 | 3.03             |
| 21100.46               | Wells Fargo Investment Investment Interest                 | 16.37                               | 36.96            |
| 21100.55               | Multi-Bank Securities Investment Interest                  | 29.10                               | 29.10            |
| 21100.70               | Vining Sparks Investment Interest                          | 81.87                               | 151.09           |
| 21100.80               | Stifel Nicolaus & Company Investment Interest              | 6.53                                | 50.28            |
| <b>Ending Balance:</b> |  | <b>42,588.98</b>                    | <b>42,588.98</b> |

Monthly Statement Detail

| Date  | Notes            | Doc # | Amount                              | C/D |
|---|------------------|-------|-------------------------------------|-----|
| <b>6116421410 Super Fire &amp; Med Debt Refunding Int Series 2018</b> |                  |       | <b>Beginning Balance: 42,319.63</b> |     |
| 11100.2018 2018 Real Estate Taxes                                     |                  |       | Source Code Total: 64.30            |     |
| 08/01   | Tax Distribution | 0     | 12.69                               | C   |
| 08/01   | Tax Distribution | 0     | .09                                 | C   |
| 08/01   | Tax Distribution | 0     | 1.53                                | C   |
| 08/02   | Tax Distribution | 0     | .25                                 | C   |
| 08/02   | Tax Distribution | 0     | .10                                 | C   |
| 08/05   | Tax Distribution | 0     | .97                                 | C   |
| 08/05   | Tax Distribution | 0     | 1.23                                | C   |
| 08/05   | Tax Distribution | 0     | .13                                 | C   |
| 08/06   | Tax Distribution | 0     | .01                                 | C   |
| 08/06   | Tax Distribution | 0     | 2.10                                | C   |
| 08/07   | Tax Distribution | 0     | .78                                 | C   |
| 08/07   | Tax Distribution | 0     | .52                                 | C   |
| 08/08   | Tax Distribution | 0     | .13                                 | C   |
| 08/09   | Tax Distribution | 0     | .21                                 | C   |
| 08/09   | Tax Distribution | 0     | .02                                 | C   |
| 08/12   | Tax Distribution | 0     | .53                                 | C   |
| 08/12   | Tax Distribution | 0     | 1.34                                | C   |



Pinal County Treasurer

Monthly Statement

Date Range: 8/1/2019 to 8/31/2019

|   |                  |   |                          |   |
|---|------------------|---|--------------------------|---|
| 08/12                                   | Tax Distribution | 0 | 3.25                     | C |
| 08/13                                   | Tax Distribution | 0 | .02                      | C |
| 08/15                                   | Tax Distribution | 0 | .01                      | C |
| 08/15                                   | Tax Distribution | 0 | 2.23                     | C |
| 08/15                                   | Tax Distribution | 0 | 2.63                     | C |
| 08/19                                   | Tax Distribution | 0 | 1.85                     | C |
| 08/19                                   | Tax Distribution | 0 | 6.65                     | C |
| 08/21                                   | Tax Distribution | 0 | 1.07                     | C |
| 08/22                                   | Tax Distribution | 0 | 1.10                     | C |
| 08/22                                   | Tax Distribution | 0 | .02                      | C |
| 08/22                                   | Tax Distribution | 0 | 2.78                     | C |
| 08/23                                   | Tax Distribution | 0 | .69                      | C |
| 08/26                                   | Tax Distribution | 0 | .52                      | C |
| 08/26                                   | Tax Distribution | 0 | 2.69                     | C |
| 08/27                                   | Tax Distribution | 0 | .31                      | C |
| 08/27                                   | Tax Distribution | 0 | 2.75                     | C |
| 08/28                                   | Tax Distribution | 0 | 6.58                     | C |
| 08/28                                   | Tax Distribution | 0 | 2.57                     | C |
| 08/29                                   | Tax Distribution | 0 | .13                      | C |
| 08/30                                   | Tax Distribution | 0 | 3.82                     | C |
| 11100.2019 2019 Real Estate Taxes       |                  |   | Source Code Total: 26.44 |   |
| 08/26                                   | Tax Distribution | 0 | .02                      | C |
| 08/27                                   | Tax Distribution | 0 | .52                      | C |
| 08/27                                   | Tax Distribution | 0 | 2.18                     | C |
| 08/28                                   | Tax Distribution | 0 | 7.44                     | C |
| 08/28                                   | Tax Distribution | 0 | 1.30                     | C |
| 08/29                                   | Tax Distribution | 0 | 2.21                     | C |
| 08/30                                   | Tax Distribution | 0 | 11.26                    | C |
| 08/30                                   | Tax Distribution | 0 | 1.51                     | C |
| 12100.2018 2018 Personal Property Taxes |                  |   | Source Code Total: 14.56 |   |
| 08/02                                   | Tax Distribution | 0 | .98                      | C |
| 08/05                                   | Tax Distribution | 0 | .30                      | C |
| 08/05                                   | Tax Distribution | 0 | .04                      | C |
| 08/06                                   | Tax Distribution | 0 | .35                      | C |
| 08/06                                   | Tax Distribution | 0 | .39                      | C |
| 08/06                                   | Tax Distribution | 0 | .49                      | C |
| 08/07                                   | Tax Distribution | 0 | .40                      | C |
| 08/08                                   | Tax Distribution | 0 | .12                      | C |
| 08/08                                   | Tax Distribution | 0 | .13                      | C |
| 08/09                                   | Tax Distribution | 0 | .27                      | C |
| 08/12                                   | Tax Distribution | 0 | .02                      | C |
| 08/12                                   | Tax Distribution | 0 | .20                      | C |
| 08/13                                   | Tax Distribution | 0 | .45                      | C |
| 08/14                                   | Tax Distribution | 0 | .57                      | C |
| 08/14                                   | Tax Distribution | 0 | .23                      | C |
| 08/15                                   | Tax Distribution | 0 | .06                      | C |
| 08/15                                   | Tax Distribution | 0 | .67                      | C |
| 08/16                                   | Tax Distribution | 0 | .14                      | C |
| 08/16                                   | Tax Distribution | 0 | .32                      | C |
| 08/19                                   | Tax Distribution | 0 | .13                      | C |
| 08/19                                   | Tax Distribution | 0 | .10                      | C |
| 08/21                                   | Tax Distribution | 0 | .03                      | C |
| 08/21                                   | Tax Distribution | 0 | .06                      | C |
| 08/21                                   | Tax Distribution | 0 | .11                      | C |
| 08/22                                   | Tax Distribution | 0 | .33                      | C |
| 08/22                                   | Tax Distribution | 0 | .19                      | C |
| 08/23                                   | Tax Distribution | 0 | 3.96                     | C |



Pinal County Treasurer

Monthly Statement

Date Range: 8/1/2019 to 8/31/2019

|            |  |   |       |                          |
|------------|--|---|-------|--------------------------|
| 08/23      | Tax Distribution                           | 0 | .27   | C                        |
| 08/27      | Tax Distribution                           | 0 | 1.32  | C                        |
| 08/27      | Tax Distribution                           | 0 | .09   | C                        |
| 08/28      | Tax Distribution                           | 0 | .67   | C                        |
| 08/28      | Tax Distribution                           | 0 | .05   | C                        |
| 08/30      | Tax Distribution                           | 0 | .85   | C                        |
| 08/30      | Tax Distribution                           | 0 | .27   | C                        |
| 18200.2010 | 2010 Taxes Transferred                     |   |       | Source Code Total: 1.31  |
| 08/08      | MATURED DEBT SVC FR 6-11642-1408           | 0 | 1.31  | C                        |
| 18200.2011 | 2011 Taxes Transferred                     |   |       | Source Code Total: 1.56  |
| 08/14      | MATURED DEBT SVC FR 6-11642-1408           | 0 | 1.56  | C                        |
| 18200.2013 | 2013 Taxes Transferred                     |   |       | Source Code Total: .30   |
| 08/21      | MATURED DEBT SVC FR 6-11642-1408           | 0 | .30   | C                        |
| 18200.2014 | 2014 Taxes Transferred                     |   |       | Source Code Total: .67   |
| 08/07      | MATURED DEBT SVC FR 6-11642-1408           | 0 | .38   | C                        |
| 08/21      | MATURED DEBT SVC FR 6-11642-1408           | 0 | .29   | C                        |
| 18200.2015 | 2015 Taxes Transferred                     |   |       | Source Code Total: 1.25  |
| 08/15      | MATURED DEBT SVC FR 6-11642-1408           | 0 | .20   | C                        |
| 08/19      | MATURED DEBT SVC FR 6-11642-1408           | 0 | .78   | C                        |
| 08/21      | MATURED DEBT SVC FR 6-11642-1408           | 0 | .27   | C                        |
| 18200.2016 | 2016 Taxes Transferred                     |   |       | Source Code Total: 4.28  |
| 08/05      | MATURED DEBT SVC FR 6-11642-1408           | 0 | 1.99  | C                        |
| 08/06      | MATURED DEBT SVC FR 6-11642-1408           | 0 | .15   | C                        |
| 08/19      | MATURED DEBT SVC FR 6-11642-1408           | 0 | 1.37  | C                        |
| 08/21      | MATURED DEBT SVC FR 6-11642-1408           | 0 | .22   | C                        |
| 08/21      | MATURED DEBT SVC FR 6-11642-1408           | 0 | .26   | C                        |
| 08/26      | MATURED DEBT SVC FR 6-11642-1408           | 0 | .29   | C                        |
| 18200.2017 | 2017 Taxes Transferred                     |   |       | Source Code Total: 3.90  |
| 08/01      | MATURED DEBT SVC FR 6-11642-1408           | 0 | .35   | C                        |
| 08/05      | MATURED DEBT SVC FR 6-11642-1408           | 0 | .20   | C                        |
| 08/06      | MATURED DEBT SVC FR 6-11642-1408           | 0 | .72   | C                        |
| 08/14      | MATURED DEBT SVC FR 6-11642-1408           | 0 | .06   | C                        |
| 08/19      | MATURED DEBT SVC FR 6-11642-1408           | 0 | .97   | C                        |
| 08/21      | MATURED DEBT SVC FR 6-11642-1408           | 0 | .24   | C                        |
| 08/26      | MATURED DEBT SVC FR 6-11642-1408           | 0 | .52   | C                        |
| 08/28      | MATURED DEBT SVC FR 6-11642-1408           | 0 | .26   | C                        |
| 08/30      | MATURED DEBT SVC FR 6-11642-1408           | 0 | .58   | C                        |
| 21100.40   | Wells Fargo Bank Investment Interest       |   |       | Source Code Total: .29   |
| 08/01      | Investment Interest                        | 0 | .29   | C                        |
| 21100.41   | Wells Fargo Repo Investment Interest       |   |       | Source Code Total: 15.77 |
| 08/01      | Investment Interest                        | 0 | 15.77 | C                        |
| 21100.43   | Wells Fargo Trust Investment Interest      |   |       | Source Code Total: .85   |
| 08/02      | Investment Interest                        | 0 | .85   | C                        |
| 21100.46   | Wells Fargo Investment Investment Interest |   |       | Source Code Total: 16.37 |
| 08/26      | Investment Interest                        | 0 | 9.39  | C                        |
| 08/26      | Investment Interest                        | 0 | 6.98  | C                        |
| 21100.55   | Multi-Bank Securities Investment Interest  |   |       | Source Code Total: 29.10 |
| 08/01      | Investment Interest                        | 0 | 18.14 | C                        |
| 08/02      | Investment Interest                        | 0 | .53   | C                        |
| 08/15      | Investment Interest                        | 0 | 10.43 | C                        |
| 21100.70   | Vining Sparks Investment Interest          |   |       | Source Code Total: 81.87 |
| 08/08      | Investment Interest                        | 0 | 17.45 | C                        |
| 08/12      | Investment Interest                        | 0 | 11.14 | C                        |
| 08/19      | Investment Interest                        | 0 | 13.41 | C                        |
| 08/22      | Investment Interest                        | 0 | 8.11  | C                        |
| 08/26      | Investment Interest                        | 0 | 17.71 | C                        |
| 08/26      | Investment Interest                        | 0 | 14.05 | C                        |



Pinal County Treasurer

Monthly Statement

Date Range: 8/1/2019 to 8/31/2019

|  |                     |                                  |        |
|--|---------------------|----------------------------------|--------|
| 21100.80 Stifel Nicolaus & Company Investment Interest     |                     | Source Code Total: 6.53          |        |
| 08/28  | Investment Interest | 0                                | 6.53 C |
| 6116421410 Super Fire & Med Debt Refunding Int Series 2018 |                     | <b>Ending Balance: 42,588.98</b> |        |

**Superstition Fire & Medical District**

Balance Sheet

As of 8/31/2019

FUND: (600) Debt Retirement Interest Fund

**Assets**

Current Assets

Fund Cash - Debt Retirement Interest  
Total Current Assets

\$42,588.98

\$42,588.98

(E)

Total Assets

\$42,588.98

**Liabilities and Equity**

Equity

Fund Balance - Debt Retirement Interest  
Current Year Profit/Loss

\$41,798.03

790.95

Total Equity

42,588.98

Total Liabilities and Equity

\$42,588.98