Superstition Fire & Medical District

Balance Sheet - All Governmental Funds

For Fiscal: 2018-2019 Period Ending: 02/28/19

	100 General	150 Transport	200 Capital Projects	400 Special Revenue	500 Debt Principal	600 Debt Interest	Total
Current Assets							
10100 - FUND CASH	9,637,972.71	1,215,318.87	-	-	-	-	10,853,291.58
10150 - PAYROLL ACCOUNT	(7,461,980.99)	(1,019,736.59)	-	-	-	-	(8,481,717.58)
10200 - FUND CASH - CAPITAL PROJECTS	-	-	670,136.20	-	-	-	670,136.20
10300 - FUND CASH - BOND PROCEEDS 2006	-	-	-	-	-	-	-
10400 - FUND CASH - SPECIAL REVENUE FUND	-	-	-	42,058.58	-	-	42,058.58
10500 - FUND CASH - DEBT RETIREMENT PRINCIPAL	-	-	-	-	593,276.83	-	593,276.83
10600 - FUND CASH - DEBT RETIREMENT INTEREST	-	-	-	-	-	90,763.09	90,763.09
11000 - PETTY CASH - ACCOUNTING	100.00	-	-	-	-	-	100.00
CASH SUBTOTAL	2,176,091.72	195,582.28	670,136.20	42,058.58	593,276.83	90,763.09	3,767,908.70
13000 - ACCOUNTS RECEIVABLE	-	-	-	-	-	-	-
13500 - PROPERTY TAXES RECEIVABLE	-	-	-	-	-	-	-
15000 - DUE FROM OTHER FUNDS	1,254,692.01	-	1,125,147.68	-	-	-	2,379,839.69
15500 - DEPOSIT	-	-	-	-	-	-	-
16000 - PREPAID ITEMS	-	-	-	-	-	-	-
Total Assets:	**3,430,783.73**	**195,582.28**	**1,795,283.88**	**42,058.58**	**593,276.83**	**90,763.09**	**6,147,748.39**
Current Liabilities							
21050 - ACCOUNTS PAYABLE	-	-	-	-	-	-	-
21250 - SALES TAX PAYABLE	127.34	0.62	266.10	239.23	-	-	633.29
21300 - FEDERAL INCOME WITHHOLDING	-	-	-	-	-	-	-
21400 - SOCIAL SECURITY WITHHOLDING	-	-	-	-	-	-	-
21450 - MEDICARE WITHHOLDING	-	-	-	-	-	-	-
21500 - STATE INCOME TAX WITHHOLDING	-	-	-	-	-	-	-
21660 - HEALTH SAVINGS ACCOUNT	-	-	-	-	-	-	-
21665 - HSA FEES (DUE 3RD PARTY)	-	-	-	-	-	-	-
21700 - PUBLIC SAFETY RETIREMENT	-	-	-	-	-	-	-
21725 - CIVILIAN EMPLOYEE RETIREMENT	-	-	-	-	-	-	-
21800 - PRE-TAX 457 PLAN	-	-	-	-	-	-	-
21925 - VOLUNTARY EMPLOYEE BENEFICIARY ASSOC	-	-	-	-	-	-	-
22200 - DISABILITY INS - VOLUNTARY LONG TERM	(2,546.43)	(266.01)	-	-	-	-	(2,812.44)
22300 - LIFE INS - VOLUNTARY SUPPLEMENTAL	(2,039.43)	(172.39)	-	-	-	-	(2,211.82)
24000 - AFLAC	-	-	-	-	-	-	-
25000 - DUE TO OTHER FUNDS	-	2,379,839.69	-	-	-	-	2,379,839.69
26000 - DEFERRED REVENUE	-	-	-	-	-	-	-
26550 - ACCRUED PAYROLL & RELATED BENEFITS	-	-	-	-	-	-	-
Total Liabilities:	**(4,458.52)**	**2,379,401.91**	**266.10**	**239.23**	**-**	**-**	**2,375,448.72**
Equity							
31000 - FUND BALANCE	2,692,041.20	(2,063,982.43)	2,314,681.39	50,107.95	150,142.64	92,033.57	3,235,024.32
Beginning Equity:	**2,692,041.20**	**(2,063,982.43)**	**2,314,681.39**	**50,107.95**	**150,142.64**	**92,033.57**	**3,235,024.32**
CURRENT YEAR PROFIT / LOSS	743,201.05	(119,837.20)	(519,663.61)	(8,288.60)	443,134.19	(1,270.48)	537,275.35
Total Current Liabilities and Equity:	**3,430,783.73**	**195,582.28**	**1,795,283.88**	**42,058.58**	**593,276.83**	**90,763.09**	**6,147,748.39**

Superstition Fire & Medical District

Cash Flow - All Governmental Funds

February 28, 2019

Month	Status	Beginning Cash Balance	Revenues	Expenditures	Variance	Ending Cash Balance
July	Actual	$ 3,164,424	$ 324,384	$ 1,175,008	$ (850,624)	$ 2,313,800
August	Actual	$ 2,313,800	$ 471,046	$ 2,171,692	$ (1,700,647)	$ 613,153
September	Actual	$ 613,153	$ 1,677,270	$ 1,490,750	$ 186,519	$ 799,673
October	Actual	$ 799,673	$ 5,513,275	$ 1,387,509	$ 4,125,766	$ 4,925,438
November	Actual	$ 4,925,438	$ 1,506,036	$ 1,858,254	$ (352,219)	$ 4,573,219
December	Actual	$ 4,573,219	$ 1,669,544	$ 1,337,196	$ 332,348	$ 4,905,567
January	Actual	$ 4,905,567	$ 985,593	$ 1,521,293	$ (535,700)	$ 4,369,867
February	Actual	$ 4,369,867	$ 811,461	$ 1,413,419	$ (601,958)	$ 3,767,909
March	Projected	$ 3,767,909	$ 879,987	$ 1,485,307	$ (605,320)	$ 3,162,589
April	Projected	$ 3,162,589	$ 3,382,308	$ 1,316,404	$ 2,065,904	$ 5,228,493
May	Projected	$ 5,228,493	$ 1,096,410	$ 1,474,491	$ (378,081)	$ 4,850,411
June	Projected	$ 4,850,411	$ 442,553	$ 2,766,743	$ (2,324,190)	$ 2,526,222

Per Arizona Revised Statute (ARS) §48-807(O), the District must produce a Cash Flow Projection Report each fiscal year. This was a new requirement effective September 13, 2013.

The Cash Flow report consists of the combined cash balances of **all** District Funds. These balances includes the General (100) Fund, Rescue Transport (150), Capital Projects (200) Fund, Bond Proceeds (300) Fund, Special Revenue (400) Fund, CCU Grant (450) Fund, Debt Principal (500) Fund, and Debt Interest (600) Fund.

The first half of the fiscal year's property taxes is due between October 1 and November 1, and the second half is due between March 1 and May 1. Consequently, during the early months of the fiscal year, Capital Projects fund may be utilized to off-set low revenue collections period, but are returned to the Capital Fund when revenue flows increase.

The Cash Flow Projection Report is to be updated monthly with the actual revenues deposited into and expenditures disbursed from the District' cash accounts. It is important to note that the revenues and expenditures are reported here on a *Cash Basis* .

This report is generated to demonstrate that the Fire District maintains sufficient cash available to satisfy the projected expenditures budgeted over the course of the fiscal year. Close attention should be paid to the Ending Cash Balance columns of this report.

The projections above were derived from an analysis of the District's actual revenues and expenditures for the past three fiscal years and the current year's approved budget. They are to be used as a guide in financial planning. For more detailed information regarding revenues, expenditures, and cash accounts, please refer to the District's Monthly Financial Statements, Warrants Register, and Bank Statements.

Superstition Fire & Medical District

Income Statement Summary

For Fiscal: 2018-2019 Period Ending: 02/28/19

	Original Total Budget	Current Month Actual	YTD Actual Activity	Forecasted Remaining Budget	% Budget Remaining
Fund: 100 - GENERAL					
Revenues					
DIRECT TAXES	12,938,495.00	396,075.56	9,096,526.27	3,841,968.73	29.7%
OTHER TAXES	477,000.00	9,362.22	265,324.70	211,675.30	44.4%
CHARGES FOR SERVICES	437,400.00	56,294.99	625,690.82	(188,290.82)	-43.0%
COMMUNITY HEALTH SERVICES	4,000.00	-	1,690.00	2,310.00	57.8%
OTHER INCOME	20,000.00	4,744.55	29,380.92	(9,380.92)	-46.9%
INTERGOVERNMENTAL INCOME	2,400.00	100.00	3,364.10	(964.10)	-40.2%
OTHER FINANCING SOURCES (USES)	-	-	-	-	0.0%
Revenue Total:	**$ 13,879,295.00**	**$ 466,577.32**	**$ 10,021,976.81**	**$ 3,857,318.19**	**27.8%**
Expenditures					
ADMINISTRATIVE SERVICES	5,462,030.00	471,870.25	3,832,660.88	1,629,369.12	29.8%
FINANCIAL SERVICES / RESERVES	1,580,126.01	86.53	2,580.24	1,577,545.77	99.8%
TRAINING SERVICES	43,400.00	1,661.24	18,750.12	24,649.88	56.8%
TECHNICAL SERVICES	570,905.00	38,767.74	387,178.98	183,726.02	32.2%
COMMUNICATION SERVICES	178,250.00	16,719.09	109,101.10	69,148.90	38.8%
EMERGENCY SERVICES	7,539,281.00	587,769.34	4,884,856.50	2,654,424.50	35.2%
COMMUNITY SERVICES	89,233.00	6,601.56	43,647.94	45,585.06	51.1%
Expenditures Total:	**15,463,225.01**	**1,123,475.75**	**9,278,775.76**	**6,184,449.25**	**40.0%**
Net Financial Sources (Uses)	**$ (1,583,930.01)**	**$ (656,898.43)**	**$ 743,201.05**	**$ (2,327,131.06)**	
Beginning Unrestricted Fund Balance July 1, 2018	**(1,583,930.01)**				

Superstition Fire & Medical District

Expenditures - Summary

For Fiscal: 2018-2019 Period Ending: 02/28/19

	Original Total Budget	Current Month Actual	YTD Actual Activity	Forecasted Remaining Budget	% Budget Remaining
Fund: 100 - GENERAL OPERATING					
DIVISION 10: ADMINISTRATIVE SERVICES					
Compensation & Benefits					
Compensation	563,647.00	43,494.52	369,759.35	193,887.65	34.4%
Employer Provided Benefits	3,744,712.00	345,897.43	2,511,073.12	1,233,638.88	32.9%
Operating Expenditures					
Equipment & Machinery	-	-	-	-	0.0%
Parts & Supplies	451,920.00	27,627.98	507,789.06	(55,869.06)	-12.4%
Facility Services	237,212.00	16,114.98	126,711.75	110,500.25	46.6%
Operating Services	111,842.00	7,078.18	66,653.79	45,188.21	40.4%
Professional Services	352,697.00	31,657.16	250,673.81	102,023.19	28.9%
Financial Services	1,580,126.01	86.53	2,580.24	1,577,545.77	99.8%
Training Services	43,400.00	1,661.24	18,750.12	24,649.88	56.8%
TOTAL ADMINISTRATIVE SERVICES	**7,085,556.01**	**473,618.02**	**3,853,991.24**	**3,231,564.77**	**45.6%**
DIVISION 20: TECHNICAL SERVICES					
Compensation	300,122.00	21,775.92	177,360.27	122,761.73	40.9%
Operating Expenditures					
Equipment & Machinery	2,300.00	916.43	3,190.89	(890.89)	-38.7%
Operating Supplies	154,650.00	7,877.53	114,556.77	40,093.23	25.9%
Parts & Supplies	93,433.00	6,129.09	65,545.38	27,887.62	29.8%
Professional Services	16,400.00	1,624.32	24,472.08	(8,072.08)	-49.2%
Training Services	4,000.00	444.45	2,053.59	1,946.41	48.7%
TOTAL TECHNICAL SERVICES	**570,905.00**	**38,767.74**	**387,178.98**	**183,726.02**	**32.2%**
DIVISION 30: COMMUNICATIONS SERVICES					
Operating Expenditures					
Parts & Supplies	950.00	-	670.36	279.64	29.4%
Facility Services	6,000.00	370.73	2,965.84	3,034.16	50.6%
Operating Services	48,300.00	4,385.86	32,460.90	15,839.10	32.8%
Professional Services	123,000.00	11,962.50	73,004.00	49,996.00	40.6%
TOTAL COMMUNICATION SERVICES	**178,250.00**	**16,719.09**	**109,101.10**	**69,148.90**	**38.8%**
DIVISION 40: EMERGENCY SERVICES					
Compensation	7,316,995.00	564,205.91	4,781,198.35	2,535,796.65	34.7%
Operating Expenditures					
Equipment & Machinery	21,833.00	-	1,839.39	19,993.61	91.6%
Operating Supplies	85,933.00	18,814.22	38,868.42	47,064.58	54.8%
Parts & Supplies	3,500.00	1,134.01	3,753.72	(253.72)	-7.2%
Operating Services	13,000.00	-	7,780.63	5,219.37	40.1%
Professional Services	62,537.00	3,615.20	31,564.16	30,972.84	49.5%
Training Services	35,483.00	-	19,851.83	15,631.17	44.1%
TOTAL EMERGENCY SERVICES	**7,539,281.00**	**587,769.34**	**4,884,856.50**	**2,654,424.50**	**35.2%**
DIVISION 50: COMMUNITY SERVICES / FIRE PREVENTION					
Compensation	75,050.00	5,773.08	32,723.78	42,326.22	56.4%
Operating Expenditures					
Operating Supplies	1,350.00	71.94	887.29	462.71	34.3%
Parts & Supplies	2,900.00	443.50	1,910.01	989.99	34.1%
Operating Services	2,000.00	313.04	1,434.26	565.74	28.3%
Professional Services	5,800.00	-	6,098.19	(298.19)	-5.1%
Training Services	2,133.00	-	594.41	1,538.59	72.1%
TOTAL COMMUNITY SERVICES / FIRE PREVENTION	**89,233.00**	**6,601.56**	**43,647.94**	**45,585.06**	**51.1%**
GRAND TOTAL GENERAL FUND	**$ 15,463,225.01**	**$ 1,123,475.75**	**$ 9,278,775.76**	**$ 6,184,449.25**	**40.0%**

Superstition Fire & Medical District

Income Statement - Detail

For Fiscal: 2018-2019 Period Ending: 02/28/19

Revenue

		Original Total Budget	Current Month Actual	YTD Actual Activity	Forecasted Remaining Budget	% Budget Remaining
	Direct Taxes					
100-10-41000-10	REAL & SECURED PROPERTY TAXES	11,627,263.00	361,809.35	7,911,840.93	3,715,422.07	32.0%
100-10-41050-10	UNSECURED PERS PROPERTY TAXES	912,636.00	29,298.89	786,568.90	126,067.10	13.8%
100-10-41075-10	REFUNDED TAXES	(15,000.00)	(161.61)	(16,259.00)	1,259.00	-8.4%
100-10-41080-10	MARICOPA COUNTY PROPERTY TAXES	13,596.00	135.64	14,375.44	(779.44)	-5.7%
100-10-41100-10	FIRE DISTRICT ASSISTANCE TAX	400,000.00	4,993.29	400,000.00	-	0.0%
	Subtotal	12,938,495.00	396,075.56	9,096,526.27	3,841,968.73	29.7%
	Other Taxes					
100-10-41200-10	SRP CONTRIBUTIONS	377,000.00	-	185,745.83	191,254.17	50.7%
100-10-41300-10	INSURANCE PREMIUM TAX	100,000.00	9,362.22	79,578.87	20,421.13	20.4%
	Total Tax Revenue	13,415,495.00	405,437.78	9,361,850.97	4,053,644.03	30.2%
	Charges for Services					
100-10-42025-41	RTC COST RECOVERY	40,000.00	9,864.00	9,864.00	30,136.00	75.3%
100-10-42050-41	OTHER EMS PAYMENTS	1,000.00	-	4,731.07	(3,731.07)	-373.1%
100-10-42075-41	EMS CONTRACTS	53,000.00	13,168.06	15,819.46	37,180.54	70.2%
100-10-42078-12	FIRE CONTRACTS	5,000.00	-	5,000.00	-	0.0%
100-10-42200-41	MISCELLANEOUS CONTRACTS	6,000.00	688.06	5,263.99	736.01	12.3%
100-10-42500-50	SELF INSPECTION FEES	-	80.00	1,820.00	(1,820.00)	0.0%
100-10-42600-15	COPIES (FIRE REPORTS, ETC.)	400.00	80.00	760.00	(360.00)	-90.0%
100-10-42700-50	PERMITS	12,000.00	800.00	11,150.00	850.00	7.1%
100-10-43100-12	STATE LAND FIRE PAYMENTS	270,000.00	31,614.87	535,005.25	(265,005.25)	-98.2%
100-10-43200-20	OUTSIDE FLEET MAINTENANCE	50,000.00	-	36,277.05	13,722.95	27.4%
100-10-43300-50	INTERGOVERNMENTAL - PLAN REVIEW FEES	2,400.00	100.00	3,364.10	(964.10)	-40.2%
	Total Charges for Services	439,800.00	56,394.99	629,054.92	(189,254.92)	-43.0%
	Community Health Services					
100-10-43500-41	CPR / FIRST AID CLASSES	4,000.00	-	1,690.00	2,310.00	57.8%
	Other Income					
100-10-45700-10	INVESTMENT EARNINGS	10,000.00	4,674.55	23,116.32	(13,116.32)	-131.2%
100-10-45800-10	COBRA REIMBURSEMENT INCOME	-	-	-	-	0.0%
100-10-45900-10	OTHER INCOME	10,000.00	70.00	6,264.60	3,735.40	37.4%
100-10-46700-10	CM GRANT REIMBURSEMENT INCOME	-	-	-	-	100.0%
	Total Charges for Services	20,000.00	4,744.55	29,380.92	(9,380.92)	-46.9%
	Other Financing Sources (Uses)					
100-80-48020-04	TRANSFER IN (400 Fund)	-	-	-	-	0.0%
100-80-48020-10	TRANSFER IN	-	-	-	-	0.0%
100-80-48100-04	TRANSFER OUT (400 Fund)	-	-	-	-	0.0%
100-80-48100-05	TRANSFER OUT (450 Fund)	-	-	-	-	0.0%
100-90-49500-10	DISTRICT EQUIPMENT SALES	-	-	-	-	0.0%
	Total Financing Sources (Uses)	-	-	-	-	0.0%
	Revenue Total:	**$ 13,879,295.00**	**$ 466,577.32**	**$ 10,021,976.81**	**$ 3,857,318.19**	**27.8%**

Expense

DIVISION 10: ADMINISTRATIVE SERVICES

	Wages					
100-10-50000-10	FIRE CHIEF	139,207.00	10,708.26	92,436.76	46,770.24	33.6%
100-10-50010-10	ADMIN SERVICES STAFF	414,873.00	32,125.51	270,182.33	144,690.67	34.9%
100-10-52510-10	WAGE ALLOWANCE (CELL PHONES)	9,367.00	660.75	5,596.27	3,770.73	40.3%
100-10-52700-10	ADMIN SERVICES STAFF OVERTIME	200.00	-	1,543.99	(1,343.99)	-672.0%
	Subtotal	563,647.00	43,494.52	369,759.35	193,887.65	34.4%
	Employer Provided Benefits					
100-10-53710-10	PENSION (PSPRS)	2,020,348.00	145,145.33	1,342,743.03	677,604.97	33.5%
100-10-53760-10	PENSION (ASRS)	103,475.00	7,793.28	66,312.25	37,162.75	35.9%
100-10-53770-10	BENEFIT CONTRIBUTIONS	1,210,475.00	91,774.34	762,943.87	447,531.13	37.0%
100-10-53799-10	SAFER GRANT BENEFIT REIMBURSEMENT	(110,402.00)	-	-	(110,402.00)	100.0%
100-10-53810-10	SOCIAL SECURITY	53,117.00	4,153.39	35,219.94	17,897.06	33.7%
100-10-53830-10	MEDICARE	122,466.00	9,169.66	82,019.08	40,446.92	33.0%
100-10-53860-10	INDUSTRIAL INSURANCE	135,357.00	1,643.37	112,951.93	22,405.07	16.6%
100-10-53870-10	INDUSTRIAL INSURANCE - VOLUNTEERS	450.00	-	-	450.00	100.0%
100-10-53890-10	UNEMPLOYMENT	-	-	-	-	0.0%
100-10-53895-10	VOLUNTEER / EXPLORER INSURANCE	500.00	-	-	500.00	100.0%
100-10-53910-10	MEDICAL INSURANCE	-	72,285.69	77,307.84	(77,307.84)	0.0%
100-10-53920-10	DENTAL INSURANCE	-	6,277.54	6,718.42	(6,718.42)	0.0%
100-10-53930-10	VISION INSURANCE	-	839.98	1,009.96	(1,009.96)	0.0%
100-10-53940-10	EMPLOYEE ASSISTANCE PROGRAM	11,080.00	1,612.80	7,027.20	4,052.80	36.6%
100-10-53950-10	LIFE INSURANCE	8,563.00	1,680.00	7,320.00	1,243.00	14.5%
100-10-53960-10	CANCER INSURANCE FUND (PSPRS)	4,700.00	-	4,300.00	400.00	8.5%
100-10-53965-10	COBRA (REIMBURSABLE)	-	3,522.05	5,199.60	(5,199.60)	0.0%

Superstition Fire & Medical District

Income Statement - Detail

For Fiscal: 2018-2019 Period Ending: 02/28/19

		Original Total Budget	Current Month Actual	YTD Actual Activity	Forecasted Remaining Budget	% Budget Remaining
100-10-53990-10	EARNED LEAVE BUYOUT (ELBO) PROGRAM	180,035.00	-	-	180,035.00	100.0%
100-10-53992-10	EARNED LEAVE BUYOUT PROGRAM - FICA	4,548.00	-	-	4,548.00	100.0%
100-10-53997-10	EARNED LEAVE SEPARATION (ELSP) PROGRAM	-	-	-	-	0.0%
100-10-53998-10	EARNED LEAVE SEPARATION PROGRAM - FICA	-	-	-	-	0.0%
	Subtotal	3,744,712.00	345,897.43	2,511,073.12	1,233,638.88	32.9%
	Admin Services Compensation & Benefits Total:	**4,308,359.00**	**389,391.95**	**2,880,832.47**	**1,427,526.53**	**33.1%**
	Equipment & Machinery					
100-10-54050-08	COMPUTER SOFTWARE	-	-	-	-	0.0%
	Subtotal	-	-	-	-	0.0%
	Parts & Supplies					
100-10-55060-08	COMPUTER / PRINTER SUPPLIES & MAINT	20,000.00	2,207.09	7,936.47	12,063.53	60.3%
100-10-55340-20	IGA PARTS & SUPPLIES - FLORENCE	21,500.00	280.23	19,413.36	2,086.64	9.7%
100-10-55341-12	IGA - STATE LAND REIMBURSABLE EXPENSES	3,500.00	-	27,086.27	(23,586.27)	-673.9%
100-10-55342-12	STATE LAND / SHIFT COVERAGE	175,000.00	-	337,695.01	(162,695.01)	-93.0%
100-10-55343-20	IGA SERVICES WAGES (INTERGOVERNMENTAL)	11,500.00	268.83	11,012.04	487.96	4.2%
100-10-55345-41	CONTRACTED SPECIAL EVENTS OVERTIME	52,910.00	3,885.15	3,885.15	49,024.85	92.7%
100-10-55347-41	CONTRACTED SPECIAL EVENTS SUPPLIES	1,800.00	-	-	1,800.00	100.0%
100-10-55550-12	OFFICE FURNITURE & EQUIP, PARTS & SUPPLIES	11,860.00	-	3,385.08	8,474.92	71.5%
100-10-55670-50	VOLUNTEER EXPENSES	250.00	-	-	250.00	100.0%
100-10-56340-12	CLEANING SUPPLIES	15,800.00	-	10,379.99	5,420.01	34.3%
100-10-56600-12	FACILITY MAINTENANCE	21,700.00	628.51	12,423.96	9,276.04	42.7%
100-10-56860-12	FOOD / BEVERAGES	-	-	478.42	(478.42)	0.0%
100-10-57100-12	OFFICE SUPPLIES	8,000.00	944.51	3,984.56	4,015.44	50.2%
100-10-57200-12	POSTAGE / DELIVERY SERVICES	2,400.00	300.07	1,183.25	1,216.75	50.7%
100-10-57220-12	POSTAGE METER RENTAL / SUPPLIES	500.00	-	267.10	232.90	46.6%
100-10-57440-12	PROFESSIONAL PUBLICATIONS / SUBSCRIPTIONS	1,500.00	236.15	236.15	1,263.85	84.3%
100-10-57600-12	HONOR GUARD	2,500.00	-	970.00	1,530.00	61.2%
100-10-57620-12	REWARDS / RECOGNITION / FLOWERS SUPPLIES	3,000.00	51.51	2,151.18	848.82	28.3%
100-10-57640-12	VOLUNTEER RECOGNITION	300.00	-	48.60	251.40	83.8%
100-10-57660-12	PEER SUPPORT	250.00	-	-	250.00	100.0%
100-10-58000-12	UNIFORMS (CIVILIAN)	5,250.00	121.05	1,837.50	3,412.50	65.0%
100-10-58020-12	UNIFORMS - CLASS A / NEW HIRES	26,400.00	11,676.40	28,577.68	(2,177.68)	-8.2%
100-10-58080-12	UNIFORMS (GOVERNING BOARD)	250.00	-	110.69	139.31	55.7%
100-10-58100-12	UNIFORMS (PUBLIC SAFETY)	65,250.00	7,028.48	34,159.29	31,090.71	47.6%
100-10-58150-12	UNIFORMS (VOLUNTEERS)	500.00	-	567.31	(67.31)	-13.5%
	Subtotal	451,920.00	27,627.98	507,789.06	(55,869.06)	-12.4%
	Facility Services					
100-10-59000-12	FACILITIES RENT	12,000.00	2,000.00	14,000.00	(2,000.00)	-16.7%
100-10-59020-12	ELECTRICITY	109,700.00	4,821.72	58,316.24	51,383.76	46.8%
100-10-59040-12	FACILITY PROJECTS	60,000.00	3,124.00	20,551.63	39,448.37	65.7%
100-10-59060-12	NATURAL GAS	5,700.00	2,586.02	5,418.63	281.37	4.9%
100-10-59100-08	PHONE	20,462.00	1,400.68	11,140.15	9,321.85	45.6%
100-10-59160-12	WATER SOFTENER SUPPLIES	5,700.00	405.83	3,432.17	2,267.83	39.8%
100-10-59180-12	SEWER / SEPTIC	4,050.00	234.23	1,986.21	2,063.79	51.0%
100-10-59200-12	WATER	19,600.00	1,542.50	11,866.72	7,733.28	39.5%
	Subtotal	237,212.00	16,114.98	126,711.75	110,500.25	46.6%
	Operating Services					
100-10-60180-08	COPIER MAINTENANCE & SUPPLIES	4,000.00	329.31	2,777.24	1,222.76	30.6%
100-10-60230-12	DOCUMENT DISPOSAL SERVICES	560.00	-	146.68	413.32	73.8%
100-10-60240-12	EXTERMINATING	3,500.00	-	1,788.35	1,711.65	48.9%
100-10-60310-08	INTERNET	72,000.00	5,691.84	45,534.72	26,465.28	36.8%
100-10-60320-12	LANDSCAPING	2,980.00	-	1,183.32	1,796.68	60.3%
100-10-60580-12	REFUSE COLLECTION	4,000.00	229.18	3,027.98	972.02	24.3%
100-10-60600-12	SECURITY & ALARM SYSTEMS	7,425.00	98.11	3,184.03	4,240.97	57.1%
100-10-60620-08	INDIVIDUAL SOFTWARE LICENSING	5,467.00	-	1,097.15	4,369.85	79.9%
100-10-60630-08	SYSTEM SERVER HOSTING	4,410.00	275.19	2,109.75	2,300.25	52.2%
100-10-60740-12	WATER & ICE (DRINKING)	7,500.00	454.55	5,804.57	1,695.43	22.6%
	Subtotal	111,842.00	7,078.18	66,653.79	45,188.21	40.4%
	Professional Services					
100-10-61010-08	ACCREDITATION	1,500.00	-	-	1,500.00	100.0%
100-10-61020-12	ADMIN MEDICAL DIRECTOR - CONTRACT	30,000.00	-	15,000.00	15,000.00	50.0%
100-10-61060-12	NEW HIRE HR ADVERTISING	200.00	-	-	200.00	100.0%
100-10-61100-12	BACKGROUND INVESTIGATION / CREDIT REPORTING	942.00	354.00	811.00	131.00	13.9%
100-10-61160-08	COMPUTER INFO SYSTEMS MAINT CONTRACT	22,000.00	-	-	22,000.00	100.0%
100-10-61170-08	CIS WEB HOSTING / DOMAINS / CERTIFICATES	1,900.00	-	119.98	1,780.02	93.7%
100-10-61200-12	NEW HIRE HR TESTING	100.00	-	750.00	(650.00)	-650.0%
100-10-61260-12	CPA AUDIT SERVICES	13,000.00	-	13,000.00	-	0.0%
100-10-61520-12	ELECTION EXPENSE	18,400.00	29.33	19,538.27	(1,138.27)	-6.2%
100-10-61700-12	VEHICLE / PROPERTY / LIABILITY INSURANCE	116,080.00	29,396.67	86,782.91	29,297.09	25.2%

Superstition Fire & Medical District

Income Statement - Detail

For Fiscal: 2018-2019 Period Ending: 02/28/19

		Original Total Budget	Current Month Actual	YTD Actual Activity	Forecasted Remaining Budget	% Budget Remaining
100-10-61860-12	GOVERNING BOARD LEGAL SERVICES	20,000.00	927.16	19,625.45	374.55	1.9%
100-10-61880-12	HR / INVESTIGATION LEGAL SERVICES	-	-	-	-	0.0%
100-10-61920-12	MEDICAL EXAM SERVICES	63,075.00	65.00	57,375.00	5,700.00	9.0%
100-10-61960-12	TEMP PERSONNEL - OUTSIDE SERVICES	-	-	-	-	0.0%
100-10-62020-12	PRINTING / PUBLISHING SERVICES	2,500.00	142.33	1,276.77	1,223.23	48.9%
100-10-62060-12	PROFESSIONAL ORGANIZATIONS / MEMBERSHIP	5,000.00	676.67	2,231.10	2,768.90	55.4%
100-10-62105-08	GLOBAL SOFTWARE LICENSING	58,000.00	66.00	34,163.33	23,836.67	41.1%
	Subtotal	352,697.00	31,657.16	250,673.81	102,023.19	28.9%
	Financial Services					
100-10-63000-10	ADMIN FEES, BONDS & LEASES	2,000.00	89.78	576.35	1,423.65	71.2%
100-10-63100-10	FEES (RECORD / FILING / PERMIT)	250.00	16.00	71.25	178.75	71.5%
100-10-63140-10	INTEREST & FINANCE CHARGES	2,000.00	(19.25)	1,932.64	67.36	3.4%
100-10-63150-10	FINANCIAL RESERVE	1,575,876.01	-	-	1,575,876.01	100.0%
	Subtotal	1,580,126.01	86.53	2,580.24	1,577,545.77	99.8%
	Training Services					
100-10-64020-12	ADMINISTRATIVE TRAINING / CONFERENCES	2,400.00	345.30	1,830.98	569.02	23.7%
100-10-64040-12	BOARD OF DIRECTORS TRAINING	1,000.00	215.94	615.94	384.06	38.4%
100-10-64060-12	COLLEGE TUITION REIMBURSEMENT	40,000.00	1,100.00	16,303.20	23,696.80	59.2%
	Subtotal	43,400.00	1,661.24	18,750.12	24,649.88	56.8%
	Administrative Services Operating Expense Total:	2,777,197.01	84,226.07	973,158.77	1,804,038.24	65.0%
	TOTAL ADMINISTRATIVE SERVICES	**7,085,556.01**	**473,618.02**	**3,853,991.24**	**3,231,564.77**	**45.6%**
	DIVISION 20: TECHNICAL SERVICES					
	Wages					
100-20-50020-10	FLEET & FACILITIES STAFF	299,122.00	21,775.92	175,918.54	123,203.46	41.2%
100-20-52700-20	FLEET & FACILITIES STAFF OVERTIME	1,000.00	-	1,441.73	(441.73)	-44.2%
	Technical Services Wages Total:	300,122.00	21,775.92	177,360.27	122,761.73	40.9%
	Equipment & Machinery					
100-20-54050-20	DIAGNOSTIC SOFTWARE	2,300.00	916.43	3,190.89	(890.89)	-38.7%
	Operating Supplies					
100-20-55400-20	MECHANICAL EQUIPMENT, PARTS & SUPPLIES	6,000.00	109.59	778.09	5,221.91	87.0%
100-20-55580-20	TIRES	63,000.00	2,914.16	39,887.38	23,112.62	36.7%
100-20-55620-20	VEHICLE PARTS	85,650.00	4,853.78	73,891.30	11,758.70	13.7%
	Subtotal	154,650.00	7,877.53	114,556.77	40,093.23	25.9%
	Parts & Supplies					
100-20-56800-20	FLUIDS (ANTIFREEZE, BRAKE, TRANSMISSION)	5,256.00	366.31	5,697.58	(441.58)	-8.4%
100-20-56880-20	FUEL - DIESEL	62,222.00	4,281.93	42,421.02	19,800.98	31.8%
100-20-56900-20	FUEL - UNLEADED	12,675.00	1,149.21	10,244.01	2,430.99	19.2%
100-20-57060-20	MISCELLANEOUS SHOP SUPPLIES	7,370.00	331.64	4,961.79	2,408.21	32.7%
100-20-57140-20	ENGINE OIL	4,650.00	-	1,703.88	2,946.12	63.4%
100-20-58120-20	UNIFORMS & TOWELS (TECHNICAL SERVICES)	1,260.00	-	517.10	742.90	59.0%
	Subtotal	93,433.00	6,129.09	65,545.38	27,887.62	29.8%
	Professional Services					
100-20-61460-20	HAZARDOUS WASTE DISPOSAL	450.00	-	226.02	223.98	49.8%
100-20-61820-20	LADDER TESTING & CERT - AERIAL & GROUND	3,450.00	-	3,235.57	214.43	6.2%
100-20-62140-20	REPAIR & MAINTENANCE - FLEET	12,500.00	1,624.32	21,010.49	(8,510.49)	-68.1%
	Subtotal	16,400.00	1,624.32	24,472.08	(8,072.08)	-49.2%
	Training Services					
100-20-64470-20	FLEET SERVICES TRAINING	4,000.00	444.45	2,053.59	1,946.41	48.7%
	Technical Services Operating Expense Total:	270,783.00	16,991.82	209,818.71	60,964.29	22.5%
	TOTAL TECHNICAL SERVICES	**570,905.00**	**38,767.74**	**387,178.98**	**183,726.02**	**32.2%**

Superstition Fire & Medical District

Income Statement - Detail

For Fiscal: 2018-2019 Period Ending: 02/28/19

		Original Total Budget	Current Month Actual	YTD Actual Activity	Forecasted Remaining Budget	% Budget Remaining
DIVISION 30: COMMUNICATIONS SERVICES						
	Parts & Supplies					
100-30-56040-15	BATTERIES - ELECTRONICS (PORTABLE BATTERIES)	700.00	-	670.36	29.64	4.2%
100-30-57590-15	RADIO EQUIPMENT SUPPLIES	250.00	-	-	250.00	100.0%
	Subtotal	950.00	-	670.36	279.64	29.4%
	Facility Services					
100-30-59080-15	PHONE / E - 911 COMM CIRCUITS	6,000.00	370.73	2,965.84	3,034.16	50.6%
	Operating Services					
100-30-60020-15	TOPAZ / G2 MAINTENANCE	18,800.00	2,327.50	4,710.19	14,089.81	74.9%
100-30-60340-08	MCT MAINTENANCE	-	-	-	-	0.0%
100-30-60350-08	MOBILE DATA OPERATIONS	23,000.00	2,058.36	19,350.71	3,649.29	15.9%
100-30-60560-15	RADIO INFORMATION SYSTEMS MAINTENANCE	6,500.00	-	8,400.00	(1,900.00)	-29.2%
	Subtotal	48,300.00	4,385.86	32,460.90	15,839.10	32.8%
	Professional Services					
100-30-61440-15	DISPATCH SERVICES - MFMD	123,000.00	11,962.50	73,004.00	49,996.00	40.6%
TOTAL COMMUNICATIONS SERVICES		**178,250.00**	**16,719.09**	**109,101.10**	**69,148.90**	**38.8%**
DIVISION 40: EMERGENCY SERVICES						
	Wages					
100-40-50040-10	ASSISTANT CHIEFS	233,523.00	17,963.29	152,565.85	80,957.15	34.7%
100-40-50140-10	ADMINISTRATIVE ASSISTANT II	47,395.00	3,645.79	31,003.23	16,391.77	34.6%
100-40-51010-10	BATTALION CHIEFS	396,813.00	23,488.52	194,995.74	201,817.26	50.9%
100-40-51030-10	CAPTAINS	2,049,653.00	167,851.26	1,362,175.04	687,477.96	33.5%
100-40-51040-10	ENGINEERS	1,444,172.00	110,052.51	853,512.88	590,659.12	40.9%
100-40-51050-10	FIREFIGHTERS	2,945,041.00	219,701.16	1,787,297.33	1,157,743.67	39.3%
100-40-52015-10	INJURY WAGES	-	723.32	28,482.82	(28,482.82)	0.0%
100-40-52530-12	BATTALION CHIEF COVERAGE	11,540.00	529.95	19,060.45	(7,520.45)	-65.2%
100-40-52539-10	SAFER GRANT WAGES REIMBURSEMENT	(210,113.00)	-	-	(210,113.00)	100.0%
	Subtotal	6,918,024.00	543,955.80	4,429,093.34	2,488,930.66	36.0%
	OT Wages					
100-40-52540-10	FLSA HALFTIME	70,578.00	4,937.85	58,824.41	11,753.59	16.7%
100-40-52560-10	HOLIDAY PAY	68,508.00	7,752.07	59,484.12	9,023.88	13.2%
100-40-52700-12	OPS ADMIN STAFF OVERTIME	-	-	187.99	(187.99)	0.0%
100-40-52740-12	SHIFT OVERTIME	170,000.00	4,548.34	193,645.21	(23,645.21)	-13.9%
100-40-52750-12	SPECIAL OVERTIME	1,000.00	12.76	456.02	543.98	54.4%
100-40-52810-12	NON-CONTRACTED SPECIAL EVENTS OT	4,015.00	-	-	4,015.00	100.0%
100-40-52850-47	SCBA OVERTIME	4,500.00	1,676.24	2,286.49	2,213.51	49.2%
100-40-52910-50	PUBLIC EVENTS / PUB ED OT	1,000.00	1,618.65	4,101.10	(3,101.10)	-310.1%
	Subtotal	319,601.00	20,545.91	318,985.34	615.66	0.2%
	Training OT Wages					
100-40-53140-41	EMS TRAINING OT	3,040.00	-	-	3,040.00	100.0%
100-40-53240-12	PROMOTIONAL TESTING OT	2,000.00	-	452.43	1,547.57	77.4%
100-40-53260-41	FIRE OPERATIONAL TRAINING OT	9,600.00	582.23	4,657.20	4,942.80	51.5%
100-40-53360-41	OFFICER DEVELOPMENT OT	25,630.00	-	17,860.76	7,769.24	30.3%
100-40-53380-41	RECRUIT / INTERN ACADEMY OT	29,700.00	-	10,149.28	19,550.72	65.8%
100-40-53500-41	SPECIAL OPERATIONS OT	9,400.00	(878.03)	-	9,400.00	100.0%
	Subtotal	79,370.00	(295.80)	33,119.67	46,250.33	58.3%
	Other OT Wages					
100-40-53580-15	FIRE INVESTIGATION OT	-	-	-	-	0.0%
	Emergency Services Wages Total:	7,316,995.00	564,205.91	4,781,198.35	2,535,796.65	34.7%
	Equipment & Machinery					
100-40-54080-41	EMS EQUIPMENT & MACHINERY (ASSET)	2,000.00	-	-	2,000.00	100.0%
100-40-54120-40	FIRE OPS EQUIPMENT & MACHINERY (ASSET)	2,500.00	-	-	2,500.00	100.0%
100-40-54140-40	FIRE OPS HOSE (ASSET)	8,000.00	-	-	8,000.00	100.0%
100-40-54165-41	FIRE OPS TRAINING EQUIPMENT (ASSET)	-	-	-	-	0.0%
100-40-54300-42	PHYSICAL FITNESS EQUIPMENT (ASSET)	1,333.00	-	-	1,333.00	100.0%
100-40-54420-47	SCBA AIR MASKS (ASSET)	8,000.00	-	1,839.39	6,160.61	77.0%
100-40-54460-41	SPECIAL OPERATIONS EQUIPMENT (ASSET)	-	-	-	-	0.0%
	Subtotal	21,833.00	-	1,839.39	19,993.61	91.6%

Superstition Fire & Medical District

Income Statement - Detail

For Fiscal: 2018-2019 Period Ending: 02/28/19

		Original Total Budget	Current Month Actual	YTD Actual Activity	Forecasted Remaining Budget	% Budget Remaining
	Operating Supplies					
100-40-55100-41	EMS PARTS AND SUPPLIES	32,800.00	6,299.23	12,002.84	20,797.16	63.4%
100-40-55200-20	FIRE OPS EQUIPMENT, PARTS, SUPPLIES & MAINT	25,800.00	7,091.15	16,308.01	9,491.99	36.8%
100-40-55220-41	FIRE OPS TRAINING TOOLS & SUPPLIES	3,500.00	120.04	315.30	3,184.70	91.0%
100-40-55440-42	PHYSICAL FITNESS TRAINING TOOLS, SUPP & MAINT	1,333.00	-	295.96	1,037.04	77.8%
100-40-55480-42	SAFETY EQUIPMENT, PARTS & SUPPLIES	1,000.00	219.20	1,453.85	(453.85)	-45.4%
100-40-55520-47	SCBA TOOLS, EQUIPMENT & SUPPLIES	2,000.00	-	1,777.32	222.68	11.1%
100-40-55560-41	SPECIAL OPS (TRT/HAZ-MAT) OPERATING EXPENSES	11,000.00	989.73	1,451.54	9,548.46	86.8%
100-40-55580-41	SPECIAL OPS (WILDLAND) OPERATING EXPENSES	8,500.00	4,094.87	5,263.60	3,236.40	38.1%
	Subtotal	85,933.00	18,814.22	38,868.42	47,064.58	54.8%
	Parts & Supplies					
100-40-56220-41	COMM HEALTH SERVICES SUPPLIES	3,000.00	421.23	1,421.59	1,578.41	52.6%
100-40-56760-40	FIRE REHAB - PERISHABLES	500.00	-	-	500.00	100.0%
100-40-57245-42	PPE (PERSONAL PROTECTIVE EQUIPMENT)	-	712.78	2,332.13	(2,332.13)	0.0%
	Subtotal	3,500.00	1,134.01	3,753.72	(253.72)	-7.2%
	Operating Services					
100-40-60140-20	SCBA COMPRESSOR MAINTENANCE	3,000.00	-	1,400.00	1,600.00	53.3%
100-40-60700-12	TOWEL & LINEN SERVICES	10,000.00	-	6,380.63	3,619.37	36.2%
	Subtotal	13,000.00	-	7,780.63	5,219.37	40.1%
	Professional Services					
100-40-61080-20	AIR QUALITY TESTING	650.00	-	532.16	117.84	18.1%
100-40-61120-12	BAY DOOR MAINTENANCE	10,800.00	1,062.81	5,488.06	5,311.94	49.2%
100-40-61530-41	EMS CARDIAC MONITOR MAINTENANCE & SUPPLIES	20,737.00	-	15,863.55	4,873.45	23.5%
100-40-61650-12	INFECTION CONTROL MEDICAL EXAM SERVICE	1,500.00	-	-	1,500.00	100.0%
100-40-61660-41	INSTRUCTOR SERVICES - CE	250.00	-	-	250.00	100.0%
100-40-61980-42	PPE CLOTHING MAINTENANCE & DECONTAMINATION	25,000.00	2,552.39	6,885.39	18,114.61	72.5%
100-40-62200-47	SCBA TESTING & CALIBRATION	3,600.00	-	2,795.00	805.00	22.4%
	Subtotal	62,537.00	3,615.20	31,564.16	30,972.84	49.5%
	Training Services					
100-40-64020-41	FIRE OPS / EMS OUTSIDE TRAINING	5,200.00	-	837.00	4,363.00	83.9%
100-40-64400-42	HEALTH, SAFETY, & WELLNESS TRAINING & SUPPLIES	333.00	-	-	333.00	100.0%
100-40-64420-41	INTERN / RECRUIT ACADEMY & SUPPLIES	18,800.00	-	5,035.04	13,764.96	73.2%
100-40-64550-41	OFFICER DEVELOPMENT TRAINING & SUPPLIES	11,150.00	-	13,979.79	(2,829.79)	-25.4%
	Subtotal	35,483.00	-	19,851.83	15,631.17	44.1%
	Emergency Services Operating Expense Total:	222,286.00	23,563.43	103,658.15	118,627.85	53.4%
	TOTAL EMERGENCY SERVICES	**7,539,281.00**	**587,769.34**	**4,884,856.50**	**2,654,424.50**	**35.2%**
	DIVISION 50: COMMUNITY SERVICES / FIRE PREVENTION					
	Wages					
100-50-50260-10	COMMUNITY RISK REDUCTION SPECIALIST	75,050.00	5,773.08	49,029.78	26,020.22	34.7%
100-50-50265-10	COMM SERVICES GRANT COMP REIMBURSEMENT	-	-	(16,306.00)	16,306.00	0.0%
	Subtotal	75,050.00	5,773.08	32,723.78	42,326.22	56.4%
	OT Wages					
100-50-52700-15	PREVENTION / FIRE INVESTIGATION OVERTIME	-	-	-	-	0.0%
100-50-52965-15	SPECIAL PUBLIC EVENTS OT	-	-	-	-	0.0%
	Subtotal	-	-	-	-	0.0%
	Community Services / Fire Prevention Wages Total:	75,050.00	5,773.08	32,723.78	42,326.22	56.4%
	Operating Supplies					
100-50-55160-50	FIRE CODE BOOKS & MANUALS	200.00	-	115.99	84.01	42.0%
100-50-55180-15	FIRE INVESTIGATION TOOLS & EQUIPMENT	-	-	-	-	0.0%
100-50-55260-50	FIRE PREVENTION TOOLS & EQUIPMENT	150.00	71.94	89.45	60.55	40.4%
100-50-55640-59	MULTI MEDIA SOFTWARE LICENSES	1,000.00	-	681.85	318.15	31.8%
	Subtotal	1,350.00	71.94	887.29	462.71	34.3%
	Parts & Supplies					
100-50-56740-50	FIRE PREVENTION SUPPLIES	400.00	-	61.07	338.93	84.7%
100-50-57640-50	SAFETY & EDUCATION PROMO MATERIALS	2,500.00	443.50	1,848.94	651.06	26.0%
	Subtotal	2,900.00	443.50	1,910.01	989.99	34.1%
	Operating Services					
100-50-60150-50	EMERGENCY EVENT SUPPLIES	1,500.00	313.04	1,279.26	220.74	14.7%
100-50-60200-50	SELF INSPECTION SUPPLIES	500.00	-	155.00	345.00	69.0%
	Subtotal	2,000.00	313.04	1,434.26	565.74	28.3%

Superstition Fire & Medical District

Income Statement - Detail

For Fiscal: 2018-2019 Period Ending: 02/28/19

		Original Total Budget	Current Month Actual	YTD Actual Activity	Forecasted Remaining Budget	% Budget Remaining
	Professional Services					
100-50-61370-50	COMMUNITY RELATIONS PRINTED MATERIALS	1,500.00	-	98.19	1,401.81	93.5%
100-50-61380-50	WATER SAFETY EVENTS	300.00	-	-	300.00	100.0%
100-50-62010-08	PRE-PLAN DEVELOPMENT	4,000.00	-	6,000.00	(2,000.00)	-50.0%
100-50-62080-50	PROF OUTSIDE SVCS (PLAN REVIEW)	-	-	-	-	0.0%
	Subtotal	5,800.00	-	6,098.19	(298.19)	-5.1%
	Training Services					
100-50-64240-15	FIRE ARSON / INVESTIGATOR TRAINING	-	-	-	-	0.0%
100-50-64260-50	COMMUNITY RISK REDUCTION SPECIALIST TRAINING	1,500.00	-	594.41	905.59	60.4%
100-50-64370-15	MULTI-MEDIA TRAINING	-	-	-	-	0.0%
100-50-64760-50	COMMUNITY SERVICES GRANT SUPPLIES MATCHING	633.00	-	-	633.00	100.0%
	Subtotal	2,133.00	-	594.41	1,538.59	72.1%
	Community Services / Fire Prevention Operating Expense Total:	14,183.00	828.48	10,924.16	3,258.84	23.0%
	TOTAL COMMUNITY SERVICES / FIRE PREVENTION	**89,233.00**	**6,601.56**	**43,647.94**	**45,585.06**	**51.1%**
	GRAND TOTAL GENERAL FUND	**$ 15,463,225.01**	**$ 1,123,475.75**	**$ 9,278,775.76**	**$ 6,184,449.25**	**40.0%**
	Net Financial Sources (Uses):	**$ (1,583,930.01)**	**$ (656,898.43)**	**$ 743,201.05**	**$ (2,327,131.06)**	
	Beginning Unrestricted Fund Balance July 1, 2018	**$1,583,930.01**				

Superstition Fire & Medical District

Income Statement - Detail

For Fiscal: 2018-2019 Period Ending: 02/28/19

		Original Total Budget	Current Month Actual	YTD Actual Activity	Forecasted Remaining Budget	% Budget Remaining
	Fund: 150 - TRANSPORT SERVICES					
Revenue						
150-10-42100-10	ALS TRANSPORT REVENUE	2,731,573.00	290,095.42	1,719,322.99	1,012,250.01	37.1%
150-10-42125-10	TRANSPORT CUSTOMER REFUNDS	(20,000.00)	(2,140.39)	(16,402.37)	(3,597.63)	0.0%
150-10-42180-10	COLLECTIONS REVENUE	14,764.00	447.88	9,645.79	5,118.21	34.7%
150-10-45700-10	INVESTMENT EARNINGS	2,000.00	319.96	2,438.40	(438.40)	0.0%
150-10-45900-10	OTHER INCOME	-	(150.34)	351.56	(351.56)	0.0%
150-80-48020-02	TRANSFER IN (200 FUND)	175,147.68	-	-	175,147.68	0.0%
150-80-48100-10	TRANSFER OUT (200 FUND)	-	-	-	-	0.0%
	Revenue Total:	**$ 2,903,484.68**	**$ 288,572.53**	**$ 1,715,356.37**	**1,188,128.31**	40.9%
Expense						
	DIVISION 10: ADMINISTRATIVE SERVICES					
	Wages					
150-10-50000-10	FIRE CHIEF	13,480.00	1,036.92	8,813.86	4,666.14	34.6%
150-10-50010-10	ADMIN SERVICES STAFF	41,306.00	3,177.38	27,007.86	14,298.14	34.6%
150-10-52510-10	WAGE ALLOWANCE (CELL PHONES)	945.00	72.69	617.86	327.14	34.6%
	Subtotal	55,731.00	4,286.99	36,439.58	19,291.42	34.6%
	Employer Provided Benefits					
150-10-53710-10	PENSION (PSPRS)	18,261.00	1,404.69	11,939.89	6,321.11	34.6%
150-10-53760-10	PENSION (ASRS)	152,255.00	11,844.11	95,795.46	56,459.54	37.1%
150-10-53770-10	BENEFIT CONTRIBUTIONS	294,963.00	22,238.46	190,154.43	104,808.57	35.5%
150-10-53810-10	SOCIAL SECURITY	77,513.00	6,451.36	52,348.79	25,164.21	32.5%
150-10-53830-10	MEDICARE	19,760.00	1,634.32	13,309.95	6,450.05	32.6%
150-10-53860-10	INDUSTRIAL INSURANCE	22,003.00	1,628.63	16,106.07	5,896.93	26.8%
150-10-53870-10	INDUSTRIAL INSURANCE - VOLUNTEERS	-	-	-	-	0.0%
150-10-53910-10	MEDICAL INSURANCE	-	12,676.25	13,886.86	(13,886.86)	0.0%
150-10-53920-10	DENTAL INSURANCE	-	1,092.42	1,192.53	(1,192.53)	0.0%
150-10-53930-10	VISION INSURANCE	-	177.25	193.79	(193.79)	0.0%
150-10-53940-10	EMPLOYEE ASSISTANCE PROGRAM	2,652.00	499.20	2,265.60	386.40	14.6%
150-10-53950-10	LIFE INSURANCE	2,052.00	496.00	2,312.00	(260.00)	-12.7%
150-10-53965.10	COBRA REIMBURSEMENT INCOME	-	-	(774.76)	774.76	0.0%
150-10-53997-10	EARNED LEAVE SEPARATION (ELSP) PROGRAM	-	-	2,237.57	(2,237.57)	0.0%
150-10-53998-10	EARNED LEAVE SEPARATION PROGRAM - FICA	-	-	171.18	(171.18)	0.0%
	Subtotal	589,459.00	60,142.69	401,139.36	188,319.64	31.9%
	Admin Services Compensation & Benefits Total:	**645,190.00**	**64,429.68**	**437,578.94**	**207,611.06**	**32.2%**
	Equipment & Machinery					
150-10-54040-08	COMPUTER EQUIPMENT	3,700.00	-	-	3,700.00	100.0%
	Operating Supplies					
150-10-55060-08	COMPUTER / PRINTER SUPPLIES & MAINTENANCE	600.00	-	-	600.00	100.0%
	Parts & Supplies					
150-10-55550-12	OFFICE FURNITURE & EQUIPMENT, PARTS & SUPPLIES	7,000.00	-	1,524.37	5,475.63	78.2%
150-10-55670-50	VOLUNTEER EXPENSES	100.00	-	-	100.00	100.0%
150-10-56340-12	CLEANING SUPPLIES	5,550.00	-	4,218.93	1,331.07	24.0%
150-10-56600-12	FACILITY MAINTENANCE	6,150.00	264.02	4,406.07	1,743.93	28.4%
150-10-56860-12	FOOD / BEVERAGES	-	-	-	-	0.0%
150-10-57100-12	OFFICE SUPPLIES	1,525.00	9.72	948.81	576.19	37.8%
150-10-57200-12	POSTAGE / DELIVERY SERVICES	800.00	250.00	1,044.55	(244.55)	-30.6%
150-10-57440-12	PROFESSIONAL PUBS / SUBSCRIPTIONS	-	-	-	-	0.0%
150-10-57600-12	HONOR GUARD	1,000.00	-	555.00	445.00	44.5%
150-10-57620-12	REWARDS / RECOGNITION / FLOWER SUPPLIES	100.00	-	-	100.00	100.0%
150-10-57660-12	PEER SUPPORT	100.00	-	-	100.00	100.0%
150-10-57680-12	TS ID BADGES	400.00	-	-	400.00	100.0%
150-10-58000-12	UNIFORMS (CIVILIAN)	15,000.00	815.89	10,556.01	4,443.99	29.6%
	Subtotal	37,725.00	1,339.63	23,253.74	14,471.26	38.4%
	Facility Services					
150-10-59000-12	FACILITY RENT	6,000.00	1,000.00	7,000.00	(1,000.00)	-16.7%
150-10-59020-12	ELECTRICITY	37,900.00	1,769.74	23,302.67	14,597.33	38.5%
150-10-59040-12	FACILITY PROJECTS	14,000.00	2,341.00	13,387.09	612.91	4.4%
150-10-59060-12	NATURAL GAS	3,250.00	2,209.53	4,216.48	(966.48)	-29.7%
150-10-59100-08	PHONE	7,953.00	599.44	4,768.27	3,184.73	40.0%
150-10-59160-12	WATER SOFTENER SUPPLIES	1,920.00	145.91	1,272.19	647.81	33.7%
150-10-59180-12	SEWER / SEPTIC	2,150.00	165.83	1,347.24	802.76	37.3%
150-10-59200-12	WATER	8,400.00	602.27	4,718.08	3,681.92	43.8%
	Subtotal	81,573.00	8,833.72	60,012.02	21,560.98	26.4%

Superstition Fire & Medical District

Income Statement - Detail

For Fiscal: 2018-2019 Period Ending: 02/28/19

		Original Total Budget	Current Month Actual	YTD Actual Activity	Forecasted Remaining Budget	% Budget Remaining
	Operating Services					
150-10-60180-08	COPIER MAINTENANCE & SUPPLIES	2,000.00	164.65	1,247.04	752.96	37.6%
150-10-60230-12	DOCUMENT DISPOSAL SERVICES	100.00	-	73.32	26.68	26.7%
150-10-60240-12	EXTERMINATING	1,300.00	-	611.65	688.35	53.0%
150-10-60310-08	INTERNET	36,000.00	2,459.16	19,673.28	16,326.72	45.4%
150-10-60580-12	LANDSCAPING	575.00	-	366.68	208.32	36.2%
150-10-60580-12	REFUSE COLLECTION	900.00	100.82	1,267.04	(367.04)	-40.8%
150-10-60600-12	SECURITY & ALARM SYSTEMS	2,500.00	21.59	968.57	1,531.43	61.3%
150-10-60620-08	INDIVIDUAL SOFTWARE LICENSING	700.00	-	-	700.00	100.0%
150-10-60630-08	SYSTEM SERVER HOSTING	2,201.00	137.59	923.83	1,277.17	58.0%
150-10-60740-12	WATER & ICE (DRINKING)	2,900.00	172.63	2,720.58	179.42	6.2%
	Subtotal	49,176.00	3,056.44	27,851.99	21,324.01	43.4%
	Professional Services					
150-10-61020-12	ADMIN MEDICAL DIR - CONTRACT	15,000.00	-	7,500.00	7,500.00	50.0%
150-10-61060-12	NEW HIRE HR ADVERTISING	100.00	-	-	100.00	100.0%
150-10-61100-12	BACKGROUND / CREDIT REPORTG	1,000.00	44.00	596.00	404.00	40.4%
150-10-61160-08	CIS MAINT CONTRACT	2,500.00	-	-	2,500.00	100.0%
150-10-61170-08	CIS WEB HOSTING / DOMAIN CERTIFICATES	100.00	-	-	100.00	100.0%
150-10-61260-12	CPA AUDIT SERVICES	3,500.00	-	3,500.00	-	0.0%
150-10-61520-12	ELECTION EXPENSES	9,200.00	14.67	9,546.42	(346.42)	-4.0%
150-10-61700-12	VEHICLE / PROPERTY / LIABILITY INS	24,000.00	5,879.33	17,356.59	6,643.41	27.7%
150-10-61860-12	GOVERNING BOARD LEGAL SERVICES	3,000.00	463.58	8,450.09	(5,450.09)	-181.7%
150-10-61880-12	HR / INVESTIGATION LEGAL SERVICES	100.00	-	-	100.00	100.0%
150-10-61920-12	MEDICAL EXAM SERVICES	250.00	130.00	585.00	(335.00)	-134.0%
150-10-62020-12	PRINTING / PUBLISHING SERVICES	800.00	-	219.99	580.01	72.5%
150-10-62060-12	PROFESSIONAL ORGS / MEMBERSHIP	100.00	338.33	856.96	(756.96)	-757.0%
150-10-62105-08	GLOBAL SOFTWARE LICENSING	23,000.00	33.00	15,796.32	7,203.68	31.3%
	Subtotal	82,650.00	6,902.91	64,407.37	18,242.63	22.1%
	Training Services					
150-10-63000-10	ADMIN FEES, BONDS & LEASES	250.00	-	242.77	7.23	2.9%
150-10-63140-10	INTEREST & FINANCE CHARGES	6,250.00	-	4,401.89	1,848.11	29.6%
150-10-63150-10	FINANCIAL RESERVE	110,239.37	-	-	110,239.37	100.0%
150-10-63200-10	BILLING & COLLECTIONS FEES	133,636.00	165.54	59,962.01	73,673.99	55.1%
150-10-64020-12	ADMIN TRAINING / CONFERENCES	600.00	-	513.11	86.89	14.5%
150-10-64040-12	BOARD OF DIRECTORS TRAINING	100.00	-	-	100.00	100.0%
150-10-64060-12	COLLEGE TUITION REIMBURSEMENT	8,000.00	-	1,768.42	6,231.58	77.9%
	Subtotal	259,075.37	165.54	66,888.20	192,187.17	74.2%
	Administrative Services Operating Expense Total:	514,499.37	20,298.24	242,413.32	272,086.05	52.9%
	TOTAL ADMINISTRATIVE SERVICES	**1,159,689.37**	**84,727.92**	**679,992.26**	**479,697.11**	41.4%
	DIVISION 20: TECHNICAL SERVICES					
	Wages					
150-20-50020-10	FLEET & FACILITIES STAFF	9,728.00	1,423.19	10,653.93	(925.93)	-9.5%
	Technical Services Wages Total:	9,728.00	1,423.19	10,653.93	(925.93)	-9.5%
	Equipment & Machinery					
150-20-54050-20	DIAGNOSTIC SOFTWARE	300.00	-	73.15	226.85	75.6%
	Operating Supplies					
150-20-55400-20	MECH EQUIPMENT, PARTS & SUPPLIES	650.00	-	-	650.00	100.0%
150-20-55580-20	TIRES	5,800.00	633.40	5,921.94	(121.94)	-2.1%
150-20-55620-20	VEHICLE PARTS	2,920.00	493.77	5,205.92	(2,285.92)	-78.3%
	Subtotal	9,370.00	1,127.17	11,127.86	(1,757.86)	-18.8%
	Parts & Supplies					
150-20-56800-20	FLUIDS (ANTIFREEZE, BRAKE, TRANSMISSION)	550.00	-	353.31	196.69	35.8%
150-20-56880-20	FUEL - DIESEL	22,000.00	2,598.53	17,872.62	4,127.38	18.8%
150-20-56900-20	FUEL - UNLEADED	1,200.00	110.68	1,060.74	139.26	11.6%
150-20-57060-20	MISCELLANEOUS SHOP SUPPLIES	500.00	-	450.04	49.96	10.0%
150-20-57140-20	ENGINE OIL	1,400.00	-	851.94	548.06	39.1%
150-20-58120-20	UNIFORMS & TOWELS (TECH SRVS)	377.00	-	258.54	118.46	31.4%
	Subtotal	26,027.00	2,709.21	20,847.19	5,179.81	19.9%
	Professional Services					
150-20-61460-20	HAZARDOUS WASTE DISPOSAL	190.00	-	113.01	76.99	40.5%
150-20-62140-20	REPAIR & MAINTENANCE - FLEET	2,000.00	100.00	1,655.37	344.63	17.2%
	Subtotal	2,190.00	100.00	1,768.38	421.62	19.3%
	Training Services					
150-20-64470-20	FLEET SERVICES TRAINING	500.00	-	-	500.00	100.0%
	Technical Services Operating Expense Total:	38,387.00	3,936.38	33,816.58	4,570.42	11.9%
	TOTAL TECHNICAL SERVICES	**48,115.00**	**5,359.57**	**44,470.51**	**3,644.49**	7.6%

Superstition Fire & Medical District

Income Statement - Detail

For Fiscal: 2018-2019 Period Ending: 02/28/19

		Original Total Budget	Current Month Actual	YTD Actual Activity	Forecasted Remaining Budget	% Budget Remaining
DIVISION 30: COMMUNICATIONS SERVICES						
	Operating Services					
150-30-59080-15	PHONE / E-911 COMMUNICATION CIRCUITS	2,375.00	185.37	1,482.96	892.04	37.6%
150-30-60020-15	TOPAZ / G2 MAINTENANCE	9,400.00	1,070.00	2,186.31	7,213.69	76.7%
150-30-60350-08	MOBILE DATA OPERATIONS	6,873.00	462.50	3,419.18	3,453.82	50.3%
150-30-60560-15	RADIO INFO SYSTEMS MAINTENANCE	500.00	-	1,125.00	(625.00)	0.0%
	Subtotal	19,148.00	1,717.87	8,213.45	10,934.55	57.1%
	Professional Services					
150-30-61440-15	DISPATCH SERVICES - MFMD	146,658.00	14,135.00	78,335.00	68,323.00	46.6%
TOTAL COMMUNICATIONS SERVICES		**165,806.00**	**15,852.87**	**86,548.45**	**79,257.55**	**47.8%**
DIVISION 40: TRANSPORT SERVICES						
	Wages					
150-40-50040-10	ASSISTANT CHIEFS	23,456.00	1,804.31	15,336.61	8,119.39	34.6%
150-40-50140-10	CON OPERATIONS MANAGEMENT	133,477.00	10,267.44	87,210.01	46,266.99	34.7%
150-40-51010-10	BATTALION CHIEFS	47,264.00	3,635.69	30,903.39	16,360.61	34.6%
150-40-51030-10	CAPTAINS	28,356.00	2,181.23	18,540.46	9,815.54	34.6%
150-40-51600-10	PARAMEDIC (FULL TIME)	537,425.00	37,901.39	332,673.87	204,751.13	38.1%
150-40-51650-10	EMT (FULL TIME)	447,601.00	36,532.48	284,872.75	162,728.25	36.4%
150-40-51700-10	PARAMEDIC (PART TIME)	-	192.00	7,372.00	(7,372.00)	0.0%
150-40-51750-10	EMT (PART TIME)	-	324.00	8,015.65	(8,015.65)	0.0%
150-40-51800-10	SWORN COVERAGE - WAGES	-	7,778.59	41,098.73	(41,098.73)	0.0%
	Subtotal	1,217,579.00	100,617.13	826,023.47	391,555.53	32.2%
	OT / Other Wages					
150-40-52015-10	INJURY WAGES	-	2,970.76	10,614.98	(10,614.98)	0.0%
150-40-52560-10	HOLIDAY PAY	8,061.00	983.80	7,073.15	987.85	12.3%
150-40-52740-12	REGULAR OVERTIME	49,211.00	4,961.63	29,403.62	19,807.38	40.2%
150-40-52750-12	SPECIAL OVERTIME	-	-	-	-	0.0%
150-40-52800-12	CONTRACTED SPECIAL EVENTS OVERTIME	-	1,004.86	1,004.86	(1,004.86)	0.0%
150-40-53140-41	EMS TRAINING OT	500.00	-	-	500.00	100.0%
150-40-53380-41	NEW HIRE TRAINING	-	-	-	-	0.0%
	Subtotal	57,772.00	9,921.05	48,096.61	9,675.39	17.0%
	Transport Services Wages Total:	1,275,351.00	110,538.18	874,120.08	401,230.92	31.5%
	Equipment & Machinery					
150-40-54000-10	VEHICLE / EQUIPMENT LEASE PAYMENTS	175,147.68	-	-	175,147.68	100.0%
150-40-54080-41	EMS EQUIP & MACHINERY (ASSET)	3,000.00	-	-	3,000.00	100.0%
150-40-54300-42	PHYSICAL FITNESS EQUIPMENT (ASSET)	667.00	-	-	667.00	100.0%
	Subtotal	178,814.68	-	-	178,814.68	100.0%
	Operating Supplies					
150-40-55100-41	EMS PARTS & SUPPLIES	5,000.00	15.00	2,251.99	2,748.01	55.0%
150-40-55440-42	PHYSICAL FITNESS TRAINING, TOOLS & SUPPLIES	667.00	-	-	667.00	100.0%
150-40-56450-41	EMS MEDICAL SUPPLIES	183,250.00	25,519.56	124,165.50	59,084.50	32.2%
150-40-56460-41	EMS MEDICATION RESTOCK SUPPLIES	25,000.00	307.80	5,164.75	19,835.25	79.3%
150-40-57000-41	IMMUNIZATION CLINIC SUPPLIES	6,000.00	-	3,544.27	2,455.73	40.9%
150-40-57245-42	PPE REPLACEMENT	-	-	-	-	0.0%
	Subtotal	219,917.00	25,842.36	135,126.51	84,790.49	38.6%
	Operating Services					
150-40-60040-41	BIO-HAZARD WASTE	1,800.00	-	1,068.02	731.98	40.7%
150-40-60700-12	TOWEL & LINEN SERVICES	2,320.00	-	1,843.90	476.10	20.5%
	Subtotal	4,120.00	-	2,911.92	1,208.08	29.3%
	Professional Services					
150-40-61120-12	BAY DOOR MAINTENANCE	1,278.00	-	2,755.53	(1,477.53)	-115.6%
150-40-61530-41	EMS CARDIAC MONITOR MAINT & SUPP	7,966.00	-	7,922.76	43.24	0.5%
150-40-61650-12	INFECTION CONTROL MEDICAL EXAM SERVICE	1,000.00	-	360.00	640.00	64.0%
	Subtotal	10,244.00	-	11,038.29	(794.29)	-7.8%
	Training Services					
150-40-64020-41	EMS CONFERENCES / OUTSIDE TRAINING	500.00	-	-	500.00	100.0%
150-40-64400-42	HEALTH, SAFETY, & WELLNESS TRNG & SUPPLIES	167.00	-	-	167.00	100.0%
	Subtotal	667.00	-	-	667.00	100.0%
	Transport Services Operating Expense Total:	413,762.68	25,842.36	149,076.72	264,685.96	64.0%
TOTAL TRANSPORT OPERATIONS		**1,689,113.68**	**136,380.54**	**1,023,196.80**	**665,916.88**	**39.4%**

Superstition Fire & Medical District

Income Statement - Detail

For Fiscal: 2018-2019 Period Ending: 02/28/19

		Original Total Budget	Current Month Actual	YTD Actual Activity	Forecasted Remaining Budget	% Budget Remaining
DIVISION 50: COMMUNITY SERVICES / FIRE PREVENTION						
	Parts & Supplies					
150-50-56920-50	SAFETY & EDUCATION PROMOTIONAL MATERIALS	500.00	-	466.58	33.42	6.7%
	Professional Services					
150-50-61370-50	COMMUNITY RELATIONS PRINTED MATERIALS	500.00	-	518.97	(18.97)	-3.8%
TOTAL COMMUNITY SERVICES / FIRE PREVENTION		**1,000.00**	**-**	**985.55**	**14.45**	**1.4%**
GRAND TOTAL TRANSPORT SERVICES FUND		**$ 3,063,724.05**	**$ 242,320.90**	**$ 1,835,193.57**	**$ 1,228,530.48**	**40.1%**
	Net Financial Sources (Uses):	**$ (160,239.37)**	**$ 46,251.63**	**$ (119,837.20)**	**$ (40,402.17)**	
	Beginning Unrestricted Fund Balance July 1, 2018	**$160,239.37**				

Superstition Fire & Medical District

Income Statement - Detail

For Fiscal: 2018-2019 Period Ending: 02/28/19

		Original Total Budget	Current Month Actual	YTD Actual Activity	Forecasted Remaining Budget	% Budget Remaining
Fund: 200 - CAPITAL PROJECTS						
Revenue						
	Direct Taxes					
200-10-41000-10	REAL & SECURED PROPERTY TAXES	894,405.00	27,822.07	607,951.02	286,453.98	32.0%
200-10-41050-10	UNSECURED PERS PROPERTY TAXES	70,203.00	2,202.12	59,251.17	10,951.83	15.6%
200-10-41080-10	MARICOPA COUNTY PROPERTY TAXES	1,046.00	-	-	1,046.00	100.0%
200-10-41200-10	SRP CONTRIBUTIONS	29,000.00	-	14,287.95	14,712.05	50.7%
	Subtotal	**$ 994,654.00**	**$ 30,024.19**	**$ 681,490.14**	**$ 313,163.86**	**31.5%**
200-10-45700-10	INVESTMENT EARNINGS	4,000.00	1,259.30	10,125.87	(6,125.87)	-153.1%
200-10-45900-10	OTHER INCOME	-	-	-	-	0.0%
200-80-48100-10	TRANSFER OUT (150 FUND)	(175,147.68)	-	-	(175,147.68)	0.0%
200-80-48100-10	TRANSFER OUT (400 FUND)	(26,218.00)	-	-	(26,218.00)	0.0%
200-90-49500-15	DISTRICT EQUIPMENT SALES	-	-	-	-	0.0%
	Revenue Total:	**$ 797,288.32**	**$ 31,283.49**	**$ 691,616.01**	**$ 105,672.31**	**13.3%**
Expense						
200-10-63150-10	FINANCIAL RESERVE	375,232.37	2.65	11.33	375,221.04	100.0%
200-70-71002-25	BUILDINGS & SYSTEMS	22,500.00	-	12,980.00	9,520.00	42.3%
200-70-72240-20	VEHICLES / GENERAL PURPOSE	1,053,354.32	32,291.51	866,745.46	186,608.86	17.7%
200-70-72340-20	APPARATUS EQUIPMENT	-	-	-	-	0.0%
200-70-72510-30	COMM MICROWAVE UPGRADE	16,886.00	1,095.00	9,551.67	7,334.33	43.4%
200-70-52515-30	COMM SYSTEM SOFTWARE	60,000.00	-	57,244.85	2,755.15	4.6%
200-70-72660-30	RADIO COMM EQUIP - PORTABLE	48,000.00	-	44,947.50	3,052.50	6.4%
200-70-72670-40	RADIO COMM EQUIP - WIRELESS	-	-	-	-	0.0%
200-70-72740-40	FIRE PROT EQUIP - SPECIALIZED	150,000.00	-	90,143.08	59,856.92	0.0%
200-70-72770-47	SCBA PACKS & BOTTLES	75,000.00	-	73,548.62	1,451.38	0.0%
200-70-72800-40	THERMAL IMAGING CAMERAS	10,350.00	-	10,125.05	224.95	2.2%
200-70-73420-41	EMS CAPITAL EQUIPMENT	42,500.00	5,017.90	5,017.90	37,482.10	88.2%
200-70-73515-15	COMPUTER EQUIPMENT	25,000.00	-	25,801.16	(801.16)	-3.2%
200-70-73520-15	COMPUTER SOFTWARE	36,621.00	-	15,163.00	21,458.00	58.6%
200-70-73540-25	FACILITY EQUIPMENT	-	-	-	-	0.0%
200-70-73840-44	FITNESS EQUIPMENT	-	-	-	-	0.0%
	Expense Total:	**$ 1,915,443.69**	**$ 38,407.06**	**$ 1,211,279.62**	**$ 704,164.07**	**36.8%**
	Net Financial Sources (Uses):	**$ (1,118,155.37)**	**$ (7,123.57)**	**$ (519,663.61)**	**$ (285,327.90)**	
	Beginning Restricted Fund Balance July 1, 2018	**$1,118,155.37**				

Superstition Fire & Medical District

Income Statement - Detail

For Fiscal: 2018-2019 Period Ending: 02/28/19

		Original Total Budget	Current Month Actual	YTD Actual Activity	Forecasted Remaining Budget	% Budget Remaining
Fund: 400 - SPECIAL REVENUE						
Revenue						
400-10-45700-10	INVESTMENT EARNINGS	600.00	76.53	509.45	90.55	15.1%
400-10-46700-10	GRANT - FIRE PREVENTION	-	-	-	-	0.0%
400-10-46750-10	GRANT - FEMA (SHARE)	-	-	-	-	0.0%
400-10-46750-10	GRANT - OTHER	262,187.00	-	-	262,187.00	100.0%
400-10-47020-41	AED DONATIONS	6,500.00	1,500.00	23,500.00	(17,000.00)	-261.5%
400-10-47100-41	EMS CARDIAC DONATIONS	15,000.00	-	500.00	14,500.00	96.7%
400-10-47110-41	EMS EQUIPMENT DONATIONS	-	-	-	-	0.0%
400-10-47120-50	FIRE PREVENTION / PUBLIC EDUCATION	100.00	-	10.00	90.00	90.0%
400-10-47130-10	GENERAL DONATIONS	5,000.00	75.00	5,026.00	(26.00)	-0.5%
400-80-48020-02	TRANSFER IN (200 Fund)	26,218.00	-	-	26,218.00	100.0%
400-80-48020-10	TRANSFER IN (100 Fund)	-	-	-	-	0.0%
400-80-48100-10	TRANSFER OUT (100 Fund)	-	-	-	-	0.0%
	Revenue Total:	**$ 315,605.00**	**$ 1,651.53**	**$ 29,545.45**	**$ 286,059.55**	**90.6%**
Expense						
400-10-63610-10	UNDESIGNATED INVESTMENT EARNINGS RES	157.95	-	-	157.95	100.0%
400-50-77250-50	AED DONATIONS - EXPENDITURES	24,400.00	3,194.37	22,188.11	2,211.89	9.1%
400-50-77260-50	EMS EQUIPMENT DONATIONS	-	-	-	-	0.0%
400-50-77270-50	FIRE PREVENTION / PUBLIC EDUCATION	250.00	-	-	250.00	100.0%
400-50-77280-50	GENERAL DONATIONS	15,000.00	1,369.59	15,645.94	(645.94)	-4.3%
400-70-77510-41	EMS CARDIAC DONATIONS	37,500.00	-	-	37,500.00	100.0%
400-70-78700-10	GRANT - FIRE PREVENTION	-	-	-	-	0.0%
400-70-78800-10	GRANT - OTHER	288,405.00	-	-	288,405.00	100.0%
400-70-79440-10	FEMA GRANT (FEDERAL SHARE)	-	-	-	-	0.0%
	Expense Total:	**$ 365,712.95**	**$ 4,563.96**	**$ 37,834.05**	**$ 327,878.90**	**89.7%**
	Net Financial Sources (Uses):	**$ (50,107.95)**	**$ (2,912.43)**	**$ (8,288.60)**	**$ (41,819.35)**	
	Beginning Restricted Fund Balance July 1, 2018	**$50,107.95**				

Superstition Fire & Medical District

Income Statement - Detail

For Fiscal: 2018-2019 Period Ending: 02/28/19

		Original Total Budget	Current Month Actual	YTD Actual Activity	Forecasted Remaining Budget	% Budget Remaining
Fund: 500 - DEBT RETIREMENT PRINCIPAL						
Revenue						
500-10-41000-10	REAL & SECURED PROPERTY TAXES	415,004.00	17,203.59	383,087.25	31,916.75	7.7%
500-10-41050-10	UNSECURED PERS PROPERTY TAXES	32,574.00	1,408.65	37,854.38	(5,280.38)	-16.2%
500-10-41200-10	SRP CONTRIBUTIONS	13,456.00	-	9,028.03	4,427.97	32.9%
500-10-45700-10	INVESTMENT EARNINGS	1,600.00	813.88	13,178.22	(11,578.22)	-723.6%
	Revenue Total:	**$ 462,634.00**	**$ 19,426.12**	**$ 443,147.88**	**$ 19,486.12**	**4.2%**
Expense						
500-10-63150-10	FINANCIAL RESERVE	127,776.64	1.87	13.69	127,762.95	100.0%
500-60-70500-10	DEBT SERVICE EXPENDITURE - PRINCIPAL	485,000.00	-	-	485,000.00	100.0%
	Expense Total:	**612,776.64**	**1.87**	**13.69**	**$ 612,762.95**	**100.0%**
	Net Financial Sources (Uses):	**(150,142.64)**	**$ 19,424.25**	**$ 443,134.19**	**$ (593,276.83)**	
	Beginning Restricted Fund Balance July 1, 2018	**$150,142.64**				

		Original Total Budget	Current Month Actual	YTD Actual Activity	Forecasted Remaining Budget	% Budget Remaining
Fund: 600 - DEBT RETIREMENT INTEREST						
Revenue						
600-10-41000-10	REAL & SECURED PROPERTY TAXES	228,968.00	3,525.82	56,636.60	172,331.40	75.3%
600-10-41050-10	UNSECURED PERS PROPERTY TAXES	17,972.00	239.46	5,966.64	12,005.36	66.8%
600-10-41200-10	SRP CONTRIBUTIONS	7,424.00	-	1,259.19	6,164.81	83.0%
600-10-45700-10	INVESTMENT EARNINGS	800.00	184.76	1,538.15	(738.15)	-92.3%
	Revenue Total:	**$ 255,164.00**	**$ 3,950.04**	**$ 65,400.58**	**$ 189,763.42**	**74.4%**
Expense						
600-10-63150-10	FINANCIAL RESERVE	79,447.57	0.45	8.45	79,439.12	100.0%
600-60-70550-10	DEBT SERVICE EXPENDITURE - INTEREST	267,750.00	-	66,662.61	201,087.39	75.1%
	Expense Total:	**$ 347,197.57**	**$ 0.45**	**$ 66,671.06**	**$ 280,526.51**	**80.8%**
	Net Financial Sources (Uses):	**$ (92,033.57)**	**$ 3,949.59**	**$ (1,270.48)**	**$ (90,763.09)**	
	Beginning Restricted Fund Balance July 1, 2018	**$92,033.57**				

Superstition Fire & Medical District
Monthly Pinal County Treasurer's Bank Account Reconciliation

100 General Fund

Reconciliation References:

BB	Previous month's bank ending balance / current month's bank beginning balance
A	Interest Income
B	Current month's Pinal County real property tax receipts
C	Current month's Pinal County personal property tax receipts
D	Current month's FDAT receipts
E	Current month's Maricopa County tax receipts
F	Current month's deposits
G	Current month's revenue transfer
H	Current month's Accounts Payable disbursements
I	Current month's Payroll disbursements
J	Payroll wire service fees
K	Current month's refunded interest
L	Current month's bank ending balance
M	Accounts Payable checks outstanding at month-end
N	Payroll checks outstanding at month-end
O	Current month's deposit's in transit
P	Payroll clearing account balance at month-end
Q	Cash Balance per G/L Balance Sheet
R	Chase MasterCard credit card payment – warrant #1102028523 (paid 2/20/19)

Superstition Fire & Medical District
General (Fund 100) Cash Reconciliation
Fiscal Year 2018 - 2019
2/28/2019

		Deposits (Cash Receipts)	Cash Disbursements	Refunded Taxes	Book Balance	
Book Balance as of:	2/1/2019				(1,101,230.29)	BB
Activity During the Month						
Journal Entries:						
Interest Income (Expense):		4,674.55			4,674.55	A
Cash Receipts						
2011 Real Estate Taxes					-	B
2012 Real Estate Taxes					-	
2013 Real Estate Taxes					-	
2014 Real Estate Taxes					-	
2015 Real Estate Taxes					-	
2016 Real Estate Taxes				(41.53)	(41.53)	
2017 Real Estate Taxes		56,971.72		(43.22)	56,928.50	
2018 Real Estate Taxes		304,837.63		(75.46)	304,762.17	
2009 Pers. Prop. Taxes					-	C
2010 Pers. Prop. Taxes		11.00			11.00	
2011 Pers. Prop. Taxes					-	
2012 Pers. Prop. Taxes					0.00	
2013 Pers. Prop. Taxes		32.36			32.36	
2014 Pers. Prop. Taxes		29.26			29.26	
2015 Pers. Prop. Taxes		181.90			181.90	
2016 Pers. Prop. Taxes		416.29			416.29	
2017 Pers. Prop. Taxes		1,380.70			1,380.70	
2018 Pers. Prop. Taxes		27,247.38		(1.40)	27,245.98	
SRP Contributions					-	
FDAT		4,993.29			4,993.29	D
Maricopa County Taxes		135.64			135.64	E
Deposits		63,101.04			63,101.04	F
Revenue Transfer		(663.30)			(663.30)	G
Cash Disbursements						
A)	Accounts Payable Activity		(390,863.17)		(390,863.17)	H
B)	Payroll Activity		(835,626.33)		(835,626.33)	I
C)	Payroll Wire Fees		(50.00)		(50.00)	J
D)	Stop Payment Fee				-	
D)	Transfer In / Out				-	
D)	Transfer In / Out				-	
D)	Transfer In / Out				-	
E)	Refund Interest		(39.78)		(39.78)	K
		$463,349.46	(1,226,579.28)		(1,864,621.72)	

Pinal County Bank Balance

Ending Bank Balance as of:	2/28/2019	Balance from YTD Column			2,483,910.58	L
Less: Line of Credit Advances						
Less: Line of Credit Interest						
Plus: Line of Credit Payments						
Less: Outstanding Warrants			A/P	M (131,741.35)		
			Payroll	N (176,297.51)	(308,038.86)	
Plus: Deposit in transit				20.00	20.00	O
Plus:					0.00	
					2,175,891.72	
				Cash Balance in Payroll Clearing Account	100.00	P
				Cash Balance in Electronic / ACH Clearing Account		
				Petty Cash	100.00	
					2,176,091.72	
				Balance per B/S	2,176,091.72	Q
				Difference	0.00	

Prepared by: Jennifer Burke 3/4/19

Reviewed by: Roger Wind 3/5/19

Pinal County Treasurer

Monthly Statement

Date Range: 2/1/2019 to 2/28/2019

Account	Period	YTD		
6116421001	**Superstition Fire & Medical District**			
Begin Balance:	3,024,469.32	1,948,857.46		
Income:	463,187.85	10,790,054.06		
LOC Advance:	.00	796,512.82		
Expense:	(1,003,746.59)	(10,255,000.94)	LOC:	.00
LOC Payments:	.00	(796,512.82)	Warrants Outstanding:	(308,038.86)
Cash Balance:	L 2,483,910.58	2,483,910.58	End:	2,175,871.72

Monthly Statement Summary

Source Code	Description		MTDAmount	YTDAmount
6116421001 Superstition Fire & Medical District		**Beginning Balance:**	3,024,469.32	1,948,857.46
11100.2011	2011 Real Estate Taxes		.00	1.89
11100.2012	2012 Real Estate Taxes		.00	5,009.12
11100.2013	2013 Real Estate Taxes		.00	6,527.45
11100.2014	2014 Real Estate Taxes	B	.00	2.55
11100.2015	2015 Real Estate Taxes	$361,649.14	.00	2.54
11100.2016	2016 Real Estate Taxes		(41.53)	(39.10)
11100.2017	2017 Real Estate Taxes		56,928.50	149,266.57
11100.2018	2018 Real Estate Taxes		304,762.17	7,741,483.65
12100.2009	2009 Personal Property Taxes		.00	110.29
12100.2010	2010 Personal Property Taxes		11.00	128.57
12100.2011	2011 Personal Property Taxes		.00	133.89
12100.2012	2012 Personal Property Taxes		.00	180.99
12100.2013	2013 Personal Property Taxes	C	32.36	617.52
12100.2014	2014 Personal Property Taxes	$29,297.49	29.26	1,040.62
12100.2015	2015 Personal Property Taxes		181.90	2,699.53
12100.2016	2016 Personal Property Taxes		416.29	5,749.19
12100.2017	2017 Personal Property Taxes		1,380.70	16,657.79
12100.2018	2018 Personal Property Taxes		27,245.98	753,553.27
14100.0	Salt River Contribution		.00	185,745.83
15130.0	Contributions Fire Assistance	D	4,993.29	400,000.00
15150.0	Maricopa County Tax Collection	E	135.64	14,375.44
21100.40	Wells Fargo Bank Investment Interest		22.08	82.39
21100.41	Wells Fargo Repo Investment Interest		1,292.11	4,716.78
21100.43	Wells Fargo Trust Investment Interest		60.56	264.68
21100.46	Wells Fargo Investment Investment Interest	A	487.78	4,752.59
21100.55	Multi-Bank Securities Investment Interest	$4,674.55	265.80	752.93
21100.70	Vining Sparks Investment Interest		2,546.22	10,388.21
21100.80	Stifel Nicolaus & Company Investment Interest		.00	2,158.74
73160.0	Deposits	F	63,101.04	694,117.81
73750.0	Revenue Transfer	G	(663.30)	(6,940.49)
76100.0	Line of Credit Advance		.00	796,512.82
90400.0	Refund Interest	K	(39.78)	(331.22)
90930.0	Warrants Redeemed	H	(390,863.17)	(3,978,875.68)
91010.0	Line of Credit Payments		.00	(796,512.82)
91020.0	Line of Credit Interest Payment		.00	(1,464.33)
91220.0	Disbursed by County Treasurer		(612,793.64)	(5,477,360.64)
91280.0	Outgoing Wire Fee	J 50.00	(40.00)	(340.00)
91290.0	Outgoing Wire Surcharge		(10.00)	(85.00)

Pinal County Treasurer

Monthly Statement

Date Range: 2/1/2019 to 2/28/2019

91360.0	Stop Payment Fee		.00	(25.00)
91370.0	Stop Payment Surcharge		.00	(6.25)
		Ending Balance:	**2,483,910.58**	**2,483,910.58**

Monthly Statement Detail

Date	Notes	Doc #	Amount	C/D
6116421001 Superstition Fire & Medical District			**Beginning Balance: 3,024,469.32**	
11100.2016 2016 Real Estate Taxes			Source Code Total: (41.53)	
02/21	Tax Distribution	0	(41.53)	C
11100.2017 2017 Real Estate Taxes			Source Code Total: 56,928.50	
02/01	Tax Distribution	0	226.48	C
02/04	Tax Distribution	0	578.86	C
02/04	Tax Distribution	0	636.96	C
02/05	Tax Distribution	0	297.89	C
02/06	Tax Distribution	0	59.57	C
02/06	Tax Distribution	0	81.91	C
02/07	Tax Distribution	0	338.06	C
02/08	Tax Distribution	0	2.82	C
02/11	Tax Distribution	0	487.90	C
02/13	Tax Distribution	0	132.93	C
02/13	Tax Distribution	0	29.12	C
02/14	Tax Distribution	0	36.99	C
02/19	Tax Distribution	0	72.60	C
02/20	Tax Distribution	0	362.94	C
02/21	Tax Distribution	0	(43.22)	C
02/22	Tax Distribution	0	269.79	C
02/22	Tax Distribution	0	18,124.20	C
02/25	Tax Distribution	0	14,269.81	C
02/25	Tax Distribution	0	20,962.89	C
11100.2018 2018 Real Estate Taxes			Source Code Total: 304,762.17	
02/01	Tax Distribution	0	2,195.39	C
02/01	Tax Distribution	0	539.72	C
02/01	Tax Distribution	0	625.65	C
02/01	Tax Distribution	0	880.76	C
02/04	Tax Distribution	0	3,040.12	C
02/04	Tax Distribution	0	2,926.70	C
02/04	Tax Distribution	0	2,244.28	C
02/04	Tax Distribution	0	1,419.42	C
02/05	Tax Distribution	0	710.63	C
02/05	Tax Distribution	0	2,588.25	C
02/05	Tax Distribution	0	1,723.53	C
02/06	Tax Distribution	0	913.72	C
02/06	Tax Distribution	0	418.13	C
02/06	Tax Distribution	0	1,408.95	C
02/06	Tax Distribution	0	715.50	C
02/06	Tax Distribution	0	564.87	C
02/07	Tax Distribution	0	635.53	C
02/07	Tax Distribution	0	1,805.93	C
02/07	Tax Distribution	0	1,172.47	C
02/07	Tax Distribution	0	344.61	C
02/08	Tax Distribution	0	1,543.68	C
02/08	Tax Distribution	0	310.77	C
02/08	Tax Distribution	0	695.28	C
02/08	Tax Distribution	0	2,490.74	C
02/11	Tax Distribution	0	4,759.08	C
02/11	Tax Distribution	0	1,904.99	C
02/11	Tax Distribution	0	1,516.77	C

+41.53
0
+43.22
56,971.72
+75.46
304,837.63

Pinal County Treasurer

Monthly Statement

Date Range: 2/1/2019 to 2/28/2019

02/11	Tax Distribution	0	318.08	C
02/12	Tax Distribution	0	27,101.38	C
02/12	Tax Distribution	0	4,064.78	C
02/12	Tax Distribution	0	1,933.24	C
02/12	Tax Distribution	0	1,333.45	C
02/13	Tax Distribution	0	865.58	C
02/13	Tax Distribution	0	3,615.71	C
02/13	Tax Distribution	0	1,887.38	C
02/13	Tax Distribution	0	1,457.94	C
02/13	Tax Distribution	0	935.39	C
02/14	Tax Distribution	0	1,452.74	C
02/14	Tax Distribution	0	2,690.60	C
02/14	Tax Distribution	0	(75.46)	C
02/14	Tax Distribution	0	7,232.54	C
02/14	Tax Distribution	0	2,531.03	C
02/15	Tax Distribution	0	8,220.54	C
02/15	Tax Distribution	0	1,067.78	C
02/15	Tax Distribution	0	1,109.84	C
02/15	Tax Distribution	0	844.76	C
02/19	Tax Distribution	0	20,123.96	C
02/19	Tax Distribution	0	4,205.95	C
02/20	Tax Distribution	0	2,986.63	C
02/20	Tax Distribution	0	6,668.05	C
02/20	Tax Distribution	0	3,831.97	C
02/20	Tax Distribution	0	3,121.04	C
02/20	Tax Distribution	0	2,734.59	C
02/21	Tax Distribution	0	2,202.53	C
02/21	Tax Distribution	0	8,277.64	C
02/21	Tax Distribution	0	4,442.35	C
02/22	Tax Distribution	0	1,320.10	C
02/22	Tax Distribution	0	8,417.47	C
02/22	Tax Distribution	0	2,969.37	C
02/22	Tax Distribution	0	1,067.19	C
02/25	Tax Distribution	0	2,646.71	C
02/25	Tax Distribution	0	13,353.21	C
02/25	Tax Distribution	0	4,097.45	C
02/25	Tax Distribution	0	1,966.33	C
02/26	Tax Distribution	0	11,187.41	C
02/26	Tax Distribution	0	9,436.16	C
02/26	Tax Distribution	0	6,616.61	C
02/27	Tax Distribution	0	9,346.36	C
02/27	Tax Distribution	0	23,465.90	C
02/27	Tax Distribution	0	6,865.61	C
02/27	Tax Distribution	0	5,195.77	C
02/28	Tax Distribution	0	9,880.91	C
02/28	Tax Distribution	0	5,129.70	C
02/28	Tax Distribution	0	5,974.80	C
02/28	Tax Distribution	0	5,144.22	C
02/28	Tax Distribution	0	3,403.41	C
12100.2010	2010 Personal Property Taxes		Source Code Total:	11.00
02/07	Tax Distribution	0	11.00	C
12100.2013	2013 Personal Property Taxes		Source Code Total:	32.36
02/06	Tax Distribution	0	10.70	C
02/22	Tax Distribution	0	21.66	C
12100.2014	2014 Personal Property Taxes		Source Code Total:	29.26
02/07	Tax Distribution	0	7.28	C
02/14	Tax Distribution	0	.41	C

Pinal County Treasurer

Monthly Statement

Date Range: 2/1/2019 to 2/28/2019

02/15	Tax Distribution	0	7.01	C
02/27	Tax Distribution	0	14.56	C
12100.2015 2015 Personal Property Taxes			Source Code Total: 181.90	
02/13	Tax Distribution	0	76.50	C
02/14	Tax Distribution	0	6.40	C
02/27	Tax Distribution	0	56.23	C
02/27	Tax Distribution	0	42.77	C
12100.2016 2016 Personal Property Taxes			Source Code Total: 416.29	
02/01	Tax Distribution	0	13.12	C
02/01	Tax Distribution	0	3.57	C
02/04	Tax Distribution	0	12.09	C
02/13	Tax Distribution	0	97.93	C
02/14	Tax Distribution	0	6.52	C
02/19	Tax Distribution	0	57.38	C
02/25	Tax Distribution	0	28.72	C
02/25	Tax Distribution	0	94.07	C
02/27	Tax Distribution	0	43.04	C
02/27	Tax Distribution	0	59.85	C
12100.2017 2017 Personal Property Taxes			Source Code Total: 1,380.70	
02/01	Tax Distribution	0	132.75	C
02/01	Tax Distribution	0	177.46	C
02/04	Tax Distribution	0	129.99	C
02/06	Tax Distribution	0	9.75	C
02/11	Tax Distribution	0	31.01	C
02/13	Tax Distribution	0	97.93	C
02/14	Tax Distribution	0	127.15	C
02/14	Tax Distribution	0	2.25	C
02/19	Tax Distribution	0	162.13	C
02/19	Tax Distribution	0	225.10	C
02/20	Tax Distribution	0	25.71	C
02/22	Tax Distribution	0	126.99	C
02/25	Tax Distribution	0	28.70	C
02/27	Tax Distribution	0	91.61	C
02/27	Tax Distribution	0	2.60	C
02/28	Tax Distribution	0	9.57	C
12100.2018 2018 Personal Property Taxes			Source Code Total: 27,245.98	
02/01	Tax Distribution	0	407.40	C
02/01	Tax Distribution	0	25.24	C
02/01	Tax Distribution	0	175.77	C
02/04	Tax Distribution	0	273.24	C
02/04	Tax Distribution	0	248.18	C
02/04	Tax Distribution	0	418.28	C
02/04	Tax Distribution	0	259.63	C
02/05	Tax Distribution	0	431.93	C
02/05	Tax Distribution	0	339.74	C
02/05	Tax Distribution	0	17.34	C
02/06	Tax Distribution	0	65.66	C
02/06	Tax Distribution	0	518.83	C
02/06	Tax Distribution	0	560.19	C
02/06	Tax Distribution	0	14.70	C
02/07	Tax Distribution	0	80.46	C
02/07	Tax Distribution	0	253.90	C
02/07	Tax Distribution	0	58.65	C
02/07	Tax Distribution	0	134.99	C
02/08	Tax Distribution	0	(1.40)	C
02/08	Tax Distribution	0	77.77	C
02/08	Tax Distribution	0	28.35	C

+140

27,247.38

Pinal County Treasurer

Monthly Statement

Date Range: 2/1/2019 to 2/28/2019

02/08	Tax Distribution	0	17.29	C
02/11	Tax Distribution	0	187.46	C
02/11	Tax Distribution	0	231.95	C
02/11	Tax Distribution	0	102.24	C
02/12	Tax Distribution	0	1,284.84	C
02/12	Tax Distribution	0	362.38	C
02/12	Tax Distribution	0	234.05	C
02/12	Tax Distribution	0	83.64	C
02/13	Tax Distribution	0	139.91	C
02/13	Tax Distribution	0	178.34	C
02/13	Tax Distribution	0	129.16	C
02/13	Tax Distribution	0	261.22	C
02/13	Tax Distribution	0	159.52	C
02/14	Tax Distribution	0	202.74	C
02/14	Tax Distribution	0	134.33	C
02/14	Tax Distribution	0	282.65	C
02/14	Tax Distribution	0	82.86	C
02/15	Tax Distribution	0	397.28	C
02/15	Tax Distribution	0	4.33	C
02/15	Tax Distribution	0	136.38	C
02/19	Tax Distribution	0	2,130.05	C
02/19	Tax Distribution	0	458.08	C
02/20	Tax Distribution	0	135.23	C
02/20	Tax Distribution	0	856.80	C
02/20	Tax Distribution	0	353.34	C
02/20	Tax Distribution	0	462.77	C
02/20	Tax Distribution	0	69.61	C
02/21	Tax Distribution	0	758.35	C
02/21	Tax Distribution	0	949.98	C
02/21	Tax Distribution	0	360.03	C
02/22	Tax Distribution	0	283.12	C
02/22	Tax Distribution	0	811.03	C
02/22	Tax Distribution	0	66.05	C
02/22	Tax Distribution	0	98.41	C
02/25	Tax Distribution	0	473.82	C
02/25	Tax Distribution	0	275.74	C
02/25	Tax Distribution	0	698.79	C
02/25	Tax Distribution	0	211.02	C
02/26	Tax Distribution	0	1,968.44	C
02/26	Tax Distribution	0	246.50	C
02/26	Tax Distribution	0	548.43	C
02/27	Tax Distribution	0	1,656.81	C
02/27	Tax Distribution	0	1,030.84	C
02/27	Tax Distribution	0	664.63	C
02/27	Tax Distribution	0	515.69	C
02/28	Tax Distribution	0	863.17	C
02/28	Tax Distribution	0	829.34	C
02/28	Tax Distribution	0	369.22	C
02/28	Tax Distribution	0	99.27	C
15130.0 Contributions Fire Assistance			Source Code Total: 4,993.29	
02/01	Fire District Assistance Tax 0.264300	0	190.37	C
02/04	Fire District Assistance Tax 0.264300	0	323.55	C
02/05	Fire District Assistance Tax 0.264300	0	307.76	C
02/06	Fire District Assistance Tax 0.264300	0	169.78	C
02/07	Fire District Assistance Tax 0.264300	0	154.81	C
02/08	Fire District Assistance Tax 0.264300	0	162.23	C
02/11	Fire District Assistance Tax 0.264300	0	238.40	C

Pinal County Treasurer

Monthly Statement

Date Range: 2/1/2019 to 2/28/2019

02/12	Fire District Assistance Tax 0.264300	0	466.34	C
02/13	Fire District Assistance Tax 0.264300	0	290.49	C
02/14	Fire District Assistance Tax 0.264300	0	324.94	C
02/15	Fire District Assistance Tax 0.264300	0	366.68	C
02/19	Fire District Assistance Tax 0.264300	0	1,392.20	C
02/20	Fire District Assistance Tax 0.264300	0	591.16	C
02/21	Fire District Assistance Tax 0.264300	0	14.58	C
15150.0 Maricopa County Tax Collection			Source Code Total: 135.64	
02/15	Superstition Fire Proceeds from Maricopa Co Wired	0	135.64	C
21100.40 Wells Fargo Bank Investment Interest			Source Code Total: 22.08	
02/01	Investment Interest	0	22.08	C
21100.41 Wells Fargo Repo Investment Interest			Source Code Total: 1,292.11	
02/01	Investment Interest	0	1,292.11	C
21100.43 Wells Fargo Trust Investment Interest			Source Code Total: 60.56	
02/04	Investment Interest	0	60.56	C
21100.46 Wells Fargo Investment Investment Interest			Source Code Total: 487.78	
02/04	Investment Interest	0	12.43	C
02/19	Investment Interest	0	220.23	C
02/25	Investment Interest	0	255.12	C
21100.55 Multi-Bank Securities Investment Interest			Source Code Total: 265.80	
02/01	Investment Interest	0	108.56	C
02/15	Investment Interest	0	157.24	C
21100.70 Vining Sparks Investment Interest			Source Code Total: 2,546.22	
02/08	Investment Interest	0	418.96	C
02/11	Investment Interest	0	271.28	C
02/19	Investment Interest	0	348.60	C
02/19	Investment Interest	0	243.10	C
02/22	Investment Interest	0	215.47	C
02/25	Investment Interest	0	292.62	C
02/25	Investment Interest	0	189.51	C
02/25	Investment Interest	0	481.09	C
02/28	Investment Interest	0	85.59	C
73160.0 Deposits			Source Code Total: 63,101.04	
02/11	WIRED MONEY TO GENERAL FUND	0	20.00	C
02/13	100.10.43500.41 J Christensen/inv 5089/CASH A	0	3.00	C
02/13	100.10.42500.50 AA Cooling/inv 5097/ck 6557	0	20.00	C
02/13	100.10.42500.50 K Hewitt-CasualCreations/5098/6062	0	20.00	C
02/13	100.10.42600.15 Auto Owners/inv 5088/ck 357859121	0	20.00	C
02/13	100.10.42700.50 Sun Communities/inv 5099/1362390	0	100.00	C
02/13	100.10.42700.50 AZ Early Day Gas Eng/inv 5108/349	0	300.00	C
02/13	100.10.42700.50 Plzak Ent/inv 5086/ck 6679	0	100.00	C
02/13	100.10.45900.10 TruStar Man/inv 5082/ck 202	0	10.00	C
02/13	100.10.53965.10 J Kevin/inv 5091/ck 629007100	0	243.76	C
02/13	100.10.53965.10 PSPRS/inv 5029/ck 209076	0	813.51	C
02/13	100.10.53965.10	0	1,285.38	C
02/13	100.10.53965.10 D Montgomery/inv 5025/ck 7678	0	554.86	C
02/13	100.10.42075.41 GC Arts Council/inv 5113/ck 3073	0	1,060.46	C
02/13	100.10.42075.41 AZ Ren Fair/inv 5069/ck 16127	0	12,107.60	C
02/13	100.10.42200.41 ANT Sites/inv 5118/ck 19878	0	688.06	C
02/13	100.10.42025.41 STofAZ Forestry/inv 5117/9110311	0	12,915.00	C
02/14	WIRED MONEY TO GENERAL FUND	0	200.00	C
02/20	100.10.42500.50 CAG/inv 5121/ck 11123	0	20.00	C
02/20	AR Foote Chiro/inv 5120/ck 1582	0	20.00	C
02/20	100.10.42700.50 Banner Health/inv 5122/ck 4065504	0	100.00	C
02/20	100.10.42600.15 Pincus & Assoc/inv 5110/ck 43433	0	20.00	C
02/20	100.10.42600.15 Metro Report/inv 5109/ck 111793681	0	20.00	C
02/20	100.10.45900.10 Sierra Vista HOA/inv 5100/ck 10025	0	20.00	C

Pinal County Treasurer

Monthly Statement

Date Range: 2/1/2019 to 2/28/2019

02/20	100.10.42700.50 Los Gringos/inv 5105/ck 2618	0	100.00	C
02/20	100.20.62140.20 McNeil&Co/inv 5111/ck 107552	0	60.00	C
02/20	100.10.53965.10 P Gallagher/inv 5090/ck 1986	0	252.27	C
02/20	100.10.53965.10 J Hafer/inv 5093/ck 5374	0	237.27	C
02/27	100.10.42600.15 Dagostino PI/inv 5127/ck 1566	0	20.00	C
02/27	100.10.53965.10 ASRS/inv 5096/ck 11520	0	135.00	C
02/27	100.10.43100.40 ARISLD/inv 5036, 37/ck 219119012	0	31,614.87	C
02/28	WIRED MONEY TO GENERAL FUND	0	20.00	C
73750.0 Revenue Transfer			Source Code Total: (663.30)	
02/21	Transfer Employee Uniform Expense	0	(663.30)	C
90400.0 Refund Interest			Source Code Total: (39.78)	
02/14	157360 104-12-097C3 2018 Adjustment/Corr Refund	157360	(30.26)	D
02/21	157422 103-04-039B5 2016 Adjustment/Corr Refund	157422	(5.37)	D
02/21	157422 103-04-039B5 2017 Adjustment/Corr Refund	157422	(3.25)	D
02/21	157422 103-04-039B5 2018 Adjustment/Corr Refund	157422	(.90)	D
90930.0 Warrants Redeemed			Source Code Total: (390,863.17)	
02/01	Paid Warrants	0	(629.95)	D
02/04	Paid Warrants	0	(10,246.38)	D
02/05	Paid Warrants	0	(11,107.79)	D
02/06	Paid Warrants	0	(9,953.95)	D
02/07	Paid Warrants	0	(102,000.83)	D
02/08	Paid Warrants	0	(6,240.97)	D
02/11	Paid Warrants	0	(6,217.67)	D
02/12	Paid Warrants	0	(8,495.08)	D
02/13	Paid Warrants	0	(23,352.60)	D
02/14	Paid Warrants	0	(69,286.08)	D
02/15	Paid Warrants	0	(4,456.79)	D
02/19	Paid Warrants	0	(28,684.93)	D
02/20	Paid Warrants	0	(6,338.96)	D
02/21	Paid Warrants	0	(23,429.53)	D
02/22	Paid Warrants	0	(2,576.48)	D
02/25	Paid Warrants	0	(1,597.83)	D
02/26	Paid Warrants	0	(15,100.38)	D
02/27	Paid Warrants	0	(47,011.10)	D
02/28	Paid Warrants	0	(14,135.87)	D
91220.0 Disbursed by County Treasurer			Source Code Total: (612,793.64)	
02/06	Fire Employees Payroll Direct Deposit	0	(216,485.80)	D
02/06	Fire District Federal & State P/R Taxes	0	(47,807.72)	D
02/06	Fire District 457, union dues, pac	0	(39,660.79)	D
02/21	FIRE EMPLOYEES PAYROLL DIRECT DEPOSIT	0	(220,460.06)	D
02/21	FIRE DISTRICT FEDERAL & STATE P/R TAXES	0	(48,435.20)	D
02/21	FIRE DISTRICT 457, UNION DUES, PAC	0	(39,944.07)	D
91280.0 Outgoing Wire Fee			Source Code Total: (40.00)	
02/06	Wire Transfer Chg P/R	0	(20.00)	D
02/21	WIRE TRANSFER CHG P/R	0	(20.00)	D
91290.0 Outgoing Wire Surcharge			Source Code Total: (10.00)	
02/06	Wire Transfer Chg P/R	0	(5.00)	D
02/21	WIRE TRANSFER CHG P/R	0	(5.00)	D
	6116421001 Superstition Fire & Medical District		**Ending Balance: 2,483,910.58**	

Warrant Detail

Payee Name	Warrant	Amount	Issue Dt	Status Dt	Voucher
6116421001 Superstition Fire & Medical District					Account Total: 699,012.53
Fund: 1102					Fund Total: 373,671.68
Status: OUTS					Status Total: 131,741.35
JOHN WALKA	1102027636	20.00	05/16/18	05/17/18	

Pinal County Treasurer

Monthly Statement

Date Range: 2/1/2019 to 2/28/2019

BRIAN GARTEN	1102028436	20.00	01/30/19	01/30/19
CRAIG HALVER	1102028441	20.00	01/30/19	01/30/19
APACHE JUNCTION UNIFIED	1102028489	3,890.21	02/13/19	02/13/19
RYAN LEDBETTER	1102028502	20.00	02/13/19	02/13/19
ACCUSEARCH	1102028513	354.00	02/20/19	03/01/19
AFLAC	1102028514	4,822.18	02/20/19	03/01/19
APACHE JUNCTION UNIFIED	1102028516	3,051.00	02/20/19	02/20/19
ARIZONA WATER COMPANY, INC.	1102028518	265.77	02/20/19	03/01/19
CITY OF MESA	1102028529	14,102.50	02/20/19	02/20/19
COVER-ALL UPHOLSTERY	1102028531	97.34	02/20/19	02/20/19
JEFF CRANMER	1102028532	20.00	02/20/19	03/01/19
EFFICIENT ROOFING, LLC	1102028533	1,925.00	02/20/19	02/20/19
HUGHES FIRE EQUIPMENT, INC.	1102028535	300.72	02/20/19	03/01/19
MICHAEL H GOLDBERG, DBA:	1102028537	109.59	02/20/19	02/20/19
MATTHEW PEREZ	1102028540	20.00	02/20/19	02/20/19
PHOENIX TECHNOLOGY SOLUTIONS	1102028542	66.00	02/20/19	03/01/19
RYAN RODRIQUEZ	1102028544	20.00	02/20/19	02/20/19
AETNA BEHAVIORAL HEALTH, LLC	1102028550	821.76	02/27/19	02/28/19
A.F.D.A.	1102028551	676.67	02/27/19	02/28/19
WATER UTILITIES COMM FD DBA	1102028552	34.04	02/27/19	02/28/19
APACHE TRAIL AUTO SUPPLY, LLC	1102028553	369.81	02/27/19	02/28/19
ARIZONA WATER COMPANY, INC.	1102028554	510.45	02/27/19	02/28/19
ARIZONA PPE RECON, INC.	1102028555	346.00	02/27/19	02/28/19
CENTRAL ARIZONA SUPPLY	1102028556	155.90	02/27/19	02/28/19
JASON CHAPMAN	1102028557	425.00	02/27/19	02/28/19
EMPLOYERS DENTAL SERVICES, INC	1102028558	5,950.18	02/27/19	02/28/19
LIBERTY WATER COMPANY, INC.	1102028559	31.26	02/27/19	02/28/19
LIBERTY WATER COMPANY, INC.	1102028560	74.27	02/27/19	02/28/19
JAY NELSON	1102028561	20.00	02/27/19	02/28/19
TOP CAT ENTERPRISES, LLC	1102028562	4,049.52	02/27/19	02/28/19
RIGHT AWAY DISPOSAL, LLC	1102028563	229.18	02/27/19	02/28/19
STANDARD INSURANCE COMPANY	1102028564	4,933.23	02/27/19	02/28/19
MATLICK ENTERPRISES INC DBA	1102028565	11,865.76	02/27/19	02/28/19
UNITED HEALTHCARE INSURANCE CO	1102028567	71,032.66	02/27/19	02/28/19
JST ENTERPRISES, LLC. DBA:	1102028568	275.00	02/27/19	02/28/19
VISION SERVICE PLAN	1102028569	816.35	02/27/19	02/28/19
Status: PAID				Status Total: 241,930.33
APACHE JUNCTION UNIFIED	1102028386	3,886.19	01/16/19	02/12/19
MARK BLACKSTONE	1102028391	20.00	01/16/19	02/08/19
PINNACLE PEAK HOLDING CORP	1102028412	629.95	01/16/19	02/01/19
AA COOLING AND HEATING LLC	1102028421	396.63	01/30/19	02/11/19
DAVID DELP DBA	1102028422	178.17	01/30/19	02/12/19
AMERIGAS PROPANE LP	1102028423	43.22	01/30/19	02/07/19
WATER UTILITIES COMM FD DBA	1102028424	157.90	01/30/19	02/07/19
APACHE TRAIL AUTO SUPPLY, LLC	1102028425	1,322.70	01/30/19	02/07/19
ARIZONA WATER COMPANY, INC.	1102028426	601.66	01/30/19	02/08/19
EILEEN BLACKSTONE	1102028427	20.00	01/30/19	02/08/19
BOUND TREE MEDICAL LLC	1102028428	1,799.52	01/30/19	02/08/19
JASON CHAPMAN	1102028429	294.33	01/30/19	02/06/19
CITY OF MESA	1102028430	9,900.00	01/30/19	02/07/19
COOKSON DOOR SALES OF AZ, INC	1102028431	853.31	01/30/19	02/06/19
EAST VALLEY WELLNESS CENTER	1102028432	2,700.00	01/30/19	02/06/19
FIRST CHOICE AUTO GLASS, INC.	1102028433	959.15	01/30/19	02/07/19
FLEETPRIDE, INC	1102028434	61.97	01/30/19	02/05/19
FREIGHTLINER OF ARIZONA, LLC	1102028435	4,340.63	01/30/19	02/05/19
GINCO PLUMBING LLC	1102028437	609.13	01/30/19	02/27/19
GLOBAL EQUIPMENT CO	1102028438	1,806.10	01/30/19	02/12/19
LIBERTY WATER COMPANY, INC.	1102028439	104.72	01/30/19	02/05/19
GRAINGER	1102028440	59.47	01/30/19	02/06/19
HUGHES FIRE EQUIPMENT, INC.	1102028442	769.81	01/30/19	02/06/19
INFINITY FIRE COMM. LLC	1102028443	168.39	01/30/19	02/06/19
KRONOS, INC.	1102028444	450.00	01/30/19	02/07/19

Pinal County Treasurer

Monthly Statement

Date Range: 2/1/2019 to 2/28/2019

LEONARD E WOOD, JR.	1102028445	1,000.00	01/30/19	02/08/19
MAGIC PEST CONTROL	1102028446	298.04	01/30/19	02/06/19
MOTOROLA SOLUTIONS, INC	1102028448	1,021.25	01/30/19	02/08/19
NATIONAL TESTING NETWROK, INC	1102028449	750.00	01/30/19	02/07/19
PINAL COUNTY ELECTIONS DEPT	1102028450	19,063.50	01/30/19	02/19/19
CENTURYLINK	1102028451	171.93	01/30/19	02/08/19
REDBURN TIRE COMPANY, INC.	1102028452	317.57	01/30/19	02/06/19
RIGHT AWAY DISPOSAL, LLC	1102028453	229.18	01/30/19	02/20/19
RWC INTERNATIONAL, LTD	1102028454	435.56	01/30/19	02/06/19
SAN TAN FORD	1102028455	89.74	01/30/19	02/05/19
SUPERSTITION SAFETY SERV, LLC	1102028456	98.11	01/30/19	02/14/19
MATLICK ENTERPRISES INC DBA	1102028457	2,193.39	01/30/19	02/06/19
UNIFIRST CORPORATION	1102028458	939.63	01/30/19	02/08/19
WAXIE'S ENTERPRISES, INC	1102028459	1,079.59	01/30/19	02/06/19
WELLS FARGO BARNK, N.A.	1102028460	487.56	01/30/19	02/06/19
WEST DIRECT OIL, LLC	1102028461	666.98	01/30/19	02/08/19
POWER ACQUISITION, LLC.	1102028462	1,198.22	01/30/19	02/07/19
AETNA BEHAVIORAL HEALTH, LLC	1102028463	791.04	02/06/19	02/13/19
ARIZONA WATER COMPANY, INC.	1102028464	180.79	02/06/19	02/12/19
ARIZONAWATERCONDITIONING DBA	1102028465	405.83	02/06/19	02/15/19
AT&T CORP	1102028466	321.92	02/06/19	02/15/19
BEST HARDWARE	1102028467	47.61	02/06/19	02/19/19
BOUND TREE MEDICAL LLC	1102028468	285.33	02/06/19	02/14/19
CITY OF MESA	1102028469	187.50	02/06/19	02/13/19
EMPLOYERS DENTAL SERVICES, INC	1102028470	5,821.04	02/06/19	02/11/19
ST HELEN AUTO & HARDWARE, INC.	1102028471	681.03	02/06/19	02/15/19
WEX BANK DBA	1102028472	1,081.98	02/06/19	02/15/19
L.N. CURTIS & SONS	1102028473	5,412.94	02/06/19	02/13/19
MARICOPA COUNTY RECORDER	1102028474	29.33	02/06/19	02/27/19
MEDIACOM	1102028475	5,691.84	02/06/19	02/13/19
MEDIACOM	1102028476	324.93	02/06/19	02/13/19
PINAL COUNTY RECORDER'S OFFICE	1102028477	16.00	02/06/19	02/22/19
REDBURN TIRE COMPANY, INC.	1102028478	2,596.97	02/06/19	02/13/19
SALT RIVER PROJECT	1102028479	3,373.19	02/06/19	02/13/19
SOUTHWEST GAS CORPORATION	1102028480	247.39	02/06/19	02/13/19
STANDARD INSURANCE COMPANY	1102028481	4,821.13	02/06/19	02/21/19
SUPERSTITION MOUNTAINS CFD #1	1102028482	128.70	02/06/19	02/13/19
MATLICK ENTERPRISES INC DBA	1102028483	4,598.10	02/06/19	02/13/19
UNITED HEALTHCARE INSURANCE CO	1102028484	68,652.64	02/06/19	02/14/19
UNITED STATES POSTAL SERVICE	1102028485	250.00	02/06/19	02/14/19
VISION SERVICE PLAN	1102028486	816.35	02/06/19	02/12/19
WAXIE'S ENTERPRISES, INC	1102028487	109.89	02/06/19	02/12/19
AMERIGAS PROPANE LP	1102028488	2,109.08	02/13/19	02/20/19
APACHE STONE, LLC	1102028490	313.04	02/13/19	02/21/19
APACHE TRAIL AUTO SUPPLY, LLC	1102028491	637.98	02/13/19	02/21/19
AZ DEPT OF REVENUE-SALES TAX	1102028492	77.81	02/13/19	02/20/19
AHS RESCUE LLC	1102028493	962.34	02/13/19	02/25/19
BENCHMARK INSURANCE COMPANY	1102028494	1,657.37	02/13/19	02/21/19
BUD'S BULK ICE SERVICE, INC	1102028495	454.55	02/13/19	02/25/19
CAREFUSION 203, INC	1102028496	992.95	02/13/19	02/22/19
COOKSON DOOR SALES OF AZ, INC	1102028497	809.58	02/13/19	02/21/19
EAST PENN MANUFACTURING CO, IN	1102028498	1,249.40	02/13/19	02/21/19
FIRST CHOICE AUTO GLASS, INC.	1102028499	60.00	02/13/19	02/27/19
FREIGHTLINER OF ARIZONA, LLC	1102028500	1,396.38	02/13/19	02/20/19
LANDS' END, INC	1102028501	121.05	02/13/19	02/22/19
PHYSIO-CONTROL, INC.	1102028503	2,112.32	02/13/19	02/20/19
PIONEER DISTRIBUTING CO., INC.	1102028504	366.31	02/13/19	02/21/19
CENTURYLINK	1102028505	1,446.48	02/13/19	02/22/19
RAY'S PRINTING, INC.	1102028506	17.54	02/13/19	02/21/19
REDBURN TIRE COMPANY, INC.	1102028507	676.67	02/13/19	02/21/19
RV STRIPES & GRAPHICS, INC.	1102028508	99.95	02/13/19	02/25/19
SUPERSTITION SAFETY SERV, LLC	1102028509	98.11	02/13/19	02/21/19
TOSHIBA BUSINESS SOLUTIONS,INC	1102028510	170.90	02/13/19	02/26/19

Pinal County Treasurer

Monthly Statement

Date Range: 2/1/2019 to 2/28/2019

MATLICK ENTERPRISES INC DBA	1102028511	781.55	02/13/19	02/21/19
VERIZON WIRELESS SERVICES LLC	1102028512	2,876.24	02/13/19	02/21/19
AMERIGAS PROPANE LP	1102028515	210.70	02/20/19	02/27/19
WATER UTILITIES COMM FD DBA	1102028517	128.62	02/20/19	02/28/19
ARIZONA PPE RECON, INC.	1102028519	2,096.50	02/20/19	02/27/19
BANNER OCCUPATIONAL HEALTH	1102028521	65.00	02/20/19	02/26/19
BPCWS, PLLC	1102028522	927.16	02/20/19	02/28/19
CHASE	1102028523	K 8,555.02	02/20/19	02/26/19
CINDY ELBERT INSURANCE SERVICE	1102028527	29,396.67	02/20/19	02/27/19
CITY OF APACHE JUNCTION	1102028528	4,349.16	02/20/19	02/28/19
COOKSON DOOR SALES OF AZ, INC	1102028530	253.23	02/20/19	02/27/19
CSC ELECTRICAL CONTRACTOR, LLC	1102028534	1,199.00	02/20/19	02/26/19
KANSAS STATE BANK OF MANHATTAN	1102028536	158.41	02/20/19	02/27/19
PHYSIO-CONTROL, INC.	1102028538	1,262.37	02/20/19	02/27/19
JULANNA RITSCHEL	1102028539	80.99	02/20/19	02/25/19
CADWELL IRREVOCABLE TRUST III	1102028541	275.19	02/20/19	02/27/19
RAY'S PRINTING, INC.	1102028543	270.71	02/20/19	02/27/19
SAN TAN FORD	1102028545	770.48	02/20/19	02/26/19
PINNACLE PEAK HOLDING CORP	1102028546	71.70	02/20/19	02/27/19
GEOF SHIVELY	1102028547	675.00	02/20/19	02/26/19
MATLICK ENTERPRISES INC DBA	1102028548	1,427.96	02/20/19	02/27/19
POWER ACQUISITION, LLC.	1102028549	1,222.19	02/20/19	02/27/19
Fund: 1103				Fund Total: 325,340.85
Status: OUTS				Status Total: 176,297.51 N
CHARITY RELIEF FUND EV FIREFIGHTER	1103018033	110.50	01/25/19	01/23/19
CHARITY FUND EV FIREFIGHTER	1103018034	116.00	01/25/19	01/23/19
PUBLIC SAFETY PERSONNEL RETIREMENT SYSTEM	1103018042	87,320.63	02/08/19	02/06/19
CHARITY RELIEF FUND EV FIREFIGHTER	1103018044	113.50	02/08/19	02/06/19
CHARITY FUND EV FIREFIGHTER	1103018045	108.00	02/08/19	02/06/19
US DEPARTMENT OF EDUCATION	1103018050	281.39	02/22/19	03/01/19
MIDLAND FUNDING LLC	1103018051	691.96	02/22/19	02/21/19
PUBLIC SAFETY PERSONNEL RETIREMENT SYSTEM	1103018054	87,204.14	02/22/19	02/21/19
CHARITY RELIEF FUND EV FIREFIGHTER	1103018056	113.50	02/22/19	02/21/19
CHARITY FUND EV FIREFIGHTER	1103018057	108.00	02/22/19	02/21/19
MATTHEW D LEON	1103018058	129.89	02/22/19	02/21/19
Status: PAID				Status Total: 148,932.84
SUPRSTN FIREFIGHTERS GENERAL BENEFIT FUND	1103017955	150.00	10/19/18	02/21/19
SUPRSTN FIREFIGHTERS GENERAL BENEFIT FUND	1103017964	245.00	11/02/18	02/21/19
ARIZONA DEPT OF REVENUE	1103018026	7,900.78	01/25/19	02/04/19
US DEPARTMENT OF EDUCATION	1103018027	296.93	01/25/19	02/06/19
GURSTEL LAW FIRM PC	1103018028	645.60	01/25/19	02/04/19
AZ FF RETIREE HEALTH TRUST FUND	1103018029	1,700.00	01/25/19	02/04/19
EQUITY, HEALTH	1103018030	6,510.73	01/25/19	02/05/19
PUBLIC SAFETY PERSONNEL RETIREMENT SYSTEM	1103018031	87,219.64	01/25/19	02/07/19
ARIZONA DEPT OF REVENUE	1103018037	7,873.82	02/08/19	02/19/19
US DEPARTMENT OF EDUCATION	1103018038	281.39	02/08/19	02/26/19
GURSTEL LAW FIRM PC	1103018039	414.19	02/08/19	02/20/19
AZ FF RETIREE HEALTH TRUST FUND	1103018040	1,700.00	02/08/19	02/19/19
EQUITY, HEALTH	1103018041	8,729.61	02/08/19	02/21/19
SUPPORT PAYMENT CLEARINGHOUSE	1103018043	1,966.03	02/08/19	02/15/19
LORI A. HLAVIN	1103018046	1,517.59	02/08/19	02/12/19
LORI A HLAVIN	1103018047	1,417.56	02/22/19	02/26/19
JOHN M RANKIN	1103018048	126.41	02/22/19	02/27/19
ARIZONA STATE RETIREMENT SYSTEM	1103018049	7,840.60	02/22/19	02/27/19
AZ FF RETIREE HEALTH TRUST FUND	1103018052	1,700.00	02/22/19	02/27/19
EQUITY, HEALTH	1103018053	8,730.93	02/22/19	02/28/19
SUPPORT PAYMENT CLEARINGHOUSE	1103018055	1,966.03	02/22/19	02/26/19
Status: VOID				Status Total: 110.50
CHARITY FUND EV FIREFIGHTER	1103017800	110.50	12/14/18	02/11/19
	Count	Amount		

Pinal County Treasurer

Monthly Statement

Date Range: 2/1/2019 to 2/28/2019

Total OUTS:	48	308,038.86
Total PAID:	131	390,863.17
Total VOID:	1	110.50

Superstition Fire & Medical District
General (Fund 100) Cash Reconciliation
Fiscal Year 2018 - 2019
1/31/2019

		Deposits (Cash Receipts)	Cash Disbursements	Refunded Taxes	Book Balance	
Book Balance as of:	1/1/2019				(461,785.21)	BB
Activity During the Month						
Journal Entries:						
Interest Income (Expense):		3,074.20			3,074.20	A
Cash Receipts						
2011 Real Estate Taxes		-			-	B
2012 Real Estate Taxes		-			-	
2013 Real Estate Taxes		-			-	
2014 Real Estate Taxes		-			-	
2015 Real Estate Taxes		-			-	
2016 Real Estate Taxes		-			-	
2017 Real Estate Taxes		11,027.93			11,027.93	
2018 Real Estate Taxes		402,255.45		(1,263.31)	400,992.14	
2009 Pers. Prop. Taxes		-			-	C
2010 Pers. Prop. Taxes		1.76			1.76	
2011 Pers. Prop. Taxes		9.73			9.73	
2012 Pers. Prop. Taxes		11.06			11.06	
2013 Pers. Prop. Taxes		77.10			77.10	
2014 Pers. Prop. Taxes		175.72			175.72	
2015 Pers. Prop. Taxes		787.66			787.66	
2016 Pers. Prop. Taxes		1,464.20			1,464.20	
2017 Pers. Prop. Taxes		2,778.11			2,778.11	
2018 Pers. Prop. Taxes		30,300.44		(8.15)	30,292.29	
SRP Contributions		-			-	
FDAT		9,755.93			9,755.93	D
Maricopa County Taxes		584.53			584.53	E
Deposits		267,138.47			267,138.47	F
Revenue Transfer		119.69			119.69	G
Cash Disbursements						
A)	Accounts Payable Activity		(506,477.37)		(506,477.37)	H
B)	Payroll Activity		(861,258.23)		(861,258.23)	I
C)	Payroll Wire Fees		(50.00)		(50.00)	J
D)	Stop Payment Fee		-		-	
D)	Transfer In / Out		-		-	
D)	Transfer In / Out		-		-	
D)	Transfer In / Out		-		-	
E)	Refund Interest				0.00	
		$729,561.98	(1,367,785.60)		(1,101,230.29)	BB-Feb

Pinal County Bank Balance

Ending Bank Balance as of:	1/31/2019	Balance from YTD Column		3,024,469.32	K
Less: Line of Credit Advances					
Less: Line of Credit Interest					
Plus: Line of Credit Payments					
Less: Outstanding Warrants			A/P (L) (62,233.20)		
			Payroll (M) (105,005.68)	(167,238.88)	
Plus:	Deposits in transit		23.00	23.00	N
Plus:	Duplicate payroll check to be voided 1103017800		110.50	110.50	O
				2,857,363.94	
			Cash Balance in Payroll Clearing Account	100.00	P
			Cash Balance in Electronic / ACH Clearing Account		
			Petty Cash	100.00	
				2,857,563.94	
			Balance per B/S	2,857,563.94	Q
			Difference	0.00	

Prepared by: [signature] 2/5/19

Reviewed by: Roger Wood 2/6/19

S:\Accounting\1819\Bank Rec 18-19\100 Fund Bank Recs\100 M&O Cash Rec 013119

2/5/201910:04 AM

Control No. 328939
Receipt No. 263732

Pinal County Treasurer

Treasurer Receipt

Receipt Date:	2/15/2019	Cash:	$0.00	Submitted By:	McMinn, Linette
Total Amount:	$135.64	Check:	$0.00	Department:	PC Treasurer
Revised Date:	No Change Made	Wire/Direct Deposit:	$135.64	Posted By:	Cynthia Houck
		Credit Card:	$0.00		

GL	Source	Cost	Object	Subsid	Subled	Type	Notes	Amount
6116421001	15150.0						Superstition Fire Proceeds from Maricopa Co Wired 02/15/2019	$135.64

CASH RECEIPTS

February 2019 M & O DEPOSITS

Date	Control #	Amount	Account #	Description
2/11/2019		20.00	100.10.42600.10	A Fernandez-Partner Eng/inv 5106/CC
		20.00		Wire Transfer
2/13/2019		3.00	100.10.43500.41	J Christensen/inv 5089/CASH A
		20.00	100.10.42500.50	AA Cooling/inv 5097/ck 6557
		20.00	100.10.42500.50	K Hewitt-CasualCreations/5098/6062
		20.00	100.10.42600.15	Auto Owners/inv 5088/ck 357859121
		100.00	100.10.42700.50	Sun Communities/inv 5099/1362390
		300.00	100.10.42700.50	AZ Early Day Gas Eng/inv 5108/349
		100.00	100.10.42700.50	Plzak Ent/inv 5086/ck 6679
		10.00	100.10.45900.10	TruStar Man/inv 5082/ck 202
		243.76	100.10.53965.10	J Kevin/inv 5091/ck 629007100
		813.51	100.10.53965.10	PSPRS/inv 5029/ck 209076
		1,285.39	100.10.53965.10	P Bourgeois/inv 5027/ck 4178
		554.86	100.10.53965.10	D Montgomery/inv 5025/ck 7678
		1,060.46	100.10.42075.41	GC Arts Council/inv 5113/ck 3073
		12,107.60	100.10.42075.41	AZ Ren Fair/inv 5069/ck 16127
		686.06	100.10.42200.41	ANT Sites/inv 5118/ck 19878
		12,915.00	100.10.42025.41	STofAZ Forestry/inv 5117/9110311
		30,241.63		
2/14/2019		100.00	100.10.42700.50	Love Gospel/inv 5102/CC
		100.00	100.10.42700.50	Discover Zone/inv 5103/CC
		200.00		Wire Transfer
2/14/2019		20.00	100.10.42500.50	CAG/inv 5121/ck 11123
		20.00	100.10.42500.50	AR Foote Chiro/inv 5120/ck 1582
		100.00	100.10.42700.50	Banner Health/inv 5122/ck 4065504
		20.00	100.10.42600.15	Pincus & Assoc/inv 5110/ck 43433
		20.00	100.10.42600.15	Metro Report/inv 5109/ck 111793681
		20.00	100.10.45900.10	Sierra Vista HOA/inv 5100/ck 10025
		100.00	100.10.42700.50	Los Gringos/inv 5105/ck 2618
		60.00	100.20.62140.20	McNeil&Co/inv 5111/ck 107552
		252.27	100.10.53965.10	P Gallagher/inv 5090/ck 1986
		237.27	100.10.53965.10	J Hafer/inv 5093/ck 5374
		849.54		
2/27/2019		20.00	100.10.42600.15	Dagostino Pl/inv 5127/ck 1566
		135.00	100.10.53965.10	ASRS/inv 5096/ck 11520
		31,614.87	100.10.43100.40	ARISLD/inv 5036, 37/ck 219119012
		31,769.87		
2/28/2019		20.00	100.10.42500.50	J French/inv 5124/CC
		20.00		Wire Transfer
February 2019 Totals		**63,101.04**		

F

3/4/2019

Superstition Fire & Medical District

AR Payment Register (Detail)

Bank ID: Equal To D

Check No. / Payment ID	Payee Name / Customer Name	Invoice No. / Account Number	Amount Paid
BANK: D - M & 0 GENERAL FUND CHECKING			
DEPOSIT: 2,509	**DATE: 02/05/19**		
5080, 5080R	Vista Del Corazon/Trestle Mgmt	Transfer	$0.00
	Vista Del Corazon/Trestle Mgmt (VDCTMT)	Invoice : 005080	$30.00
	Vista Del Corazon/Trestle Mgmt (VDCTMT)	Invoice : 005080R	-$30.00
		TRANSFER TOTAL:	$0.00
		DEPOSIT 2,509 TOTAL:	**$0.00**
DEPOSIT: 2,510	**DATE: 02/05/19**		
6557		Check	$20.00
	(ONETIMECUST)	Invoice : 005097	$20.00
		CHECK # 6557 TOTAL:	$20.00
6062		Check	$20.00
	(ONETIMECUST)	Invoice : 005098	$20.00
		CHECK # 6062 TOTAL:	$20.00
1362390		Check	$100.00
	(ONETIMECUST)	Invoice : 005099	$100.00
		CHECK # 1362390 TOTAL:	$100.00
		DEPOSIT 2,510 TOTAL:	**$140.00**
DEPOSIT: 2,511	**DATE: 02/07/19**		
54126792		Credit Card	$20.00
	(ONETIMECUST)	Invoice : 005106	$20.00
		CREDIT CARD # 54126792 TOTAL:	$20.00
		DEPOSIT 2,511 TOTAL:	**$20.00**
DEPOSIT: 2,512	**DATE: 02/11/19**		
349		Check	$300.00
	(ONETIMECUST)	Invoice : 005108	$200.00
	(ONETIMECUST)	Invoice : 005108	$100.00
		CHECK # 349 TOTAL:	$300.00
111793681		Check	$20.00
	(ONETIMECUST)	Invoice : 005109	$20.00
		CHECK # 111793681 TOTAL:	$20.00
43433		Check	$20.00
	(ONETIMECUST)	Invoice : 005110	$20.00
		CHECK # 43433 TOTAL:	$20.00
		DEPOSIT 2,512 TOTAL:	**$340.00**
DEPOSIT: 2,515	**DATE: 02/13/19**		
6679	Plzak Ent-Handlebars/5086/6579	Check	$100.00
	(ONETIMECUST)	Invoice : 005086	$100.00
		CHECK # 6679 TOTAL:	$100.00
5082	TruStar Mana/inv 5082/ck 202	Check	$10.00
	(ONETIMECUST)	Invoice : 005082	$10.00
		CHECK # 5082 TOTAL:	$10.00
629007100	J Kevin/inv 5091/ck 629007100	Check	$243.76
	John Kevin (KEVINJO)	Invoice : 005091	$243.76
		CHECK # 629007100 TOTAL:	$243.76
209076	PSPRS/inv 5029/ck 209076	Check	$813.51
	Public Safety Retirement Sys. (PSPRS/COBRA)	Invoice : 005029	$143.51
	Public Safety Retirement Sys. (PSPRS/COBRA)	Invoice : 005029	$260.00
	Public Safety Retirement Sys. (PSPRS/COBRA)	Invoice : 005029	$150.00

Superstition Fire & Medical District

AR Payment Register (Detail)

Bank ID: Equal To D

Check No. / Payment ID	Payee Name / Customer Name	Invoice No. / Account Number	Amount Paid
BANK: D - M & 0 GENERAL FUND CHECKING			
DEPOSIT: 2,515	**DATE: 02/13/19**		**(CONTINUED)**
	Public Safety Retirement Sys. (PSPRS/COBRA)	Invoice : 005029	$146.46
	Public Safety Retirement Sys. (PSPRS/COBRA)	Invoice : 005029	$113.54
		CHECK # 209076 TOTAL:	$813.51
5027	**P Bourgeois/inv 5027/ck 4178**	Check	$1,285.38
	Paul Bourgeois (BOUP)	Invoice : 005027	$1,267.08
	Paul Bourgeois (BOUP)	Invoice : 005027	$18.30
		CHECK # 5027 TOTAL:	$1,285.38
7678	**D Montgomery/inv 5025/ck 7678**	Check	$554.86
	Dave Montgomery (MONTD)	Invoice : 005025	$554.86
		CHECK # 7678 TOTAL:	$554.86
3073	**GC Arts Council/5113/3073**	Check	$1,060.46
	Gold Canyon Arts Council (GCAC)	Invoice : 005113	$568.48
	Gold Canyon Arts Council (GCAC)	Invoice : 005113	$491.98
		CHECK # 3073 TOTAL:	$1,060.46
16127	**AZ Ren Fair/inv 5069/ck 16127**	Check	$12,107.60
	Arizona Renaissance Festival (ARIRF)	Invoice : 005069	$12,107.60
		CHECK # 16127 TOTAL:	$12,107.60
19878	**Antenna Sites/5118/19878**	Check	$688.06
	Antenna Sites, Inc. (ANTSIT)	Invoice : 005118	$688.06
		CHECK # 19878 TOTAL:	$688.06
9110311	**Dept of Forestry/5117/9110311**	Check	$12,915.00
	AZ Department of Forestry (AZFORFM)	Invoice : 005117	$3,390.00
	AZ Department of Forestry (AZFORFM)	Invoice : 005117	$3,390.00
	AZ Department of Forestry (AZFORFM)	Invoice : 005117	$3,390.00
	AZ Department of Forestry (AZFORFM)	Invoice : 005117	$915.00
	AZ Department of Forestry (AZFORFM)	Invoice : 005117	$915.00
	AZ Department of Forestry (AZFORFM)	Invoice : 005117	$915.00
		CHECK # 9110311 TOTAL:	$12,915.00
		DEPOSIT 2,515 TOTAL:	**$29,778.63**
DEPOSIT: 2,516	**DATE: 02/14/19**		
54357302	Love Gospel/inv 5102/CC	Credit Card	$100.00
	(ONETIMECUST)	Invoice : 005102	$100.00
		CREDIT CARD # 54357302 TOTAL:	$100.00
54357678	Discover Zone/inv 5103/CC	Credit Card	$100.00
	(ONETIMECUST)	Invoice : 005103	$100.00
		CREDIT CARD # 54357678 TOTAL:	$100.00
		DEPOSIT 2,516 TOTAL:	**$200.00**
DEPOSIT: 2,517	**DATE: 02/13/19**		
1582		Check	$20.00
	(ONETIMECUST)	Invoice : 005120	$20.00
		CHECK # 1582 TOTAL:	$20.00
011123		Check	$20.00
	(ONETIMECUST)	Invoice : 005121	$20.00
		CHECK # 011123 TOTAL:	$20.00
4065504		Check	$100.00
	(ONETIMECUST)	Invoice : 005122	$100.00
		CHECK # 4065504 TOTAL:	$100.00
		DEPOSIT 2,517 TOTAL:	**$140.00**

Superstition Fire & Medical District

AR Payment Register (Detail)

Bank ID: Equal To D

Check No. / Payment ID	Payee Name / Customer Name	Invoice No. / Account Number	Amount Paid
BANK: D - M & 0 GENERAL FUND CHECKING			
DEPOSIT: 2,518	**DATE: 02/20/19**		
54813331	(ONETIMECUST)	Credit Card Invoice : 005124	$20.00 $20.00
		CREDIT CARD # 54813331 TOTAL:	$20.00
		DEPOSIT 2,518 TOTAL:	**$20.00**
DEPOSIT: 2,521	**DATE: 02/20/19**		
10025	Sierra Vista HOA/5100/10025 Sierra Vista @ Gold Canyon HOA (SIEVI)	Check Invoice : 005100	$20.00 $20.00
		CHECK # 10025 TOTAL:	$20.00
2618	Los Gringos/inv 5105/ck 2618 (ONETIMECUST)	Check Invoice : 005105	$100.00 $100.00
		CHECK # 2618 TOTAL:	$100.00
107552	McNeil & Co/inv 5111/ck 107552 McNeil & Company (MCNECO)	Check Invoice : 005111	$60.00 $60.00
		CHECK # 107552 TOTAL:	$60.00
1986	P Gallagher/inv 5090/ck 1986 Pepper Gallagher (GALLPEP)	Check Invoice : 005090	$252.27 $252.27
		CHECK # 1986 TOTAL:	$252.27
5374	J Hafer / inv 5093/ck 5374 Jack C Hafer Jr (HAFERJ)	Check Invoice : 005093	$237.27 $237.27
		CHECK # 5374 TOTAL:	$237.27
		DEPOSIT 2,521 TOTAL:	**$669.54**
DEPOSIT: 2,522	**DATE: 02/27/19**		
11520	ASRS/inv 5096/ck 11520 Arizona State Retirement Sysem (ASRS/COBRA)	Check Invoice : 005096	$135.00 $135.00
		CHECK # 11520 TOTAL:	$135.00
219119012	ARISLD/5036, 5037/219119012 Arizona State Land Department (ARISLD) Arizona State Land Department (ARISLD)	Check Invoice : 005036 Invoice : 005037	$31,614.87 $7,023.93 $24,590.94
		CHECK # 219119012 TOTAL:	$31,614.87
		DEPOSIT 2,522 TOTAL:	**$31,749.87**
DEPOSIT: 2,523	**DATE: 02/28/19**		
2440	(ONETIMECUST)	Check Invoice : 005134	in transit $20.00 0 $20.00
		CHECK # 2440 TOTAL:	$20.00
		DEPOSIT 2,523 TOTAL:	**$20.00**
		TOTAL FOR BANK ID: D	**$63,078.04**
		GRAND TOTAL OF ALL CHECKS:	$62,838.04
		GRAND TOTAL OF ALL CREDIT CARDS:	$240.00
		GRAND TOTAL OF ALL CASH:	$0.00
		GRAND TOTAL OF ALL EFT:	$0.00

Superstition Fire & Medical District

AR Payment Register (Detail)

Bank ID: Equal To D

Check No. / Payment ID	Payee Name / Customer Name	Invoice No. / Account Number	Amount Paid
		GRAND TOTAL OF ALL PAYMENTS:	**$63,078.04**
		GRAND TOTAL OF ALL ADJUSTMENTS:	$0.00
		COMBINED TOTAL:	**$63,078.04**

CYMA 63,072.04 +
Jan in transit 23.00 +
Feb in transit 20.00 -
TE 0201 20.00 +
63,101.04
F

Control No. 328700

Pinal County Treasurer

Pending Treasurer Receipt

Treasurer's Office Use

Receipt No.: _____

Posted By: _____

Receipt Date:	2/11/2019	Cash:	$0.00	Submitted By:	JenniferBurke1
Total Amount:	$20.00	Check:	$0.00	Department:	Superstition Fire & Medical District
		Wire/Direct Deposit:	$20.00		
		Credit Card:	$0.00		

GL	Source	Cost	Object	Subsid	Subled	Type	Notes	Amount
6116421001	73160.0						WIRED MONEY TO GENERAL FUND	$20.00

F-1

Control No. 328902

Pinal County Treasurer

Pending Treasurer Receipt

Treasurer's Office Use

Receipt No.: _____

Posted By: _____

Receipt Date:	2/14/2019	Cash:	$0.00	Submitted By:	JenniferBurke1
Total Amount:	$200.00	Check:	$0.00	Department:	Superstition Fire & Medical District
		Wire/Direct Deposit:	$200.00		
		Credit Card:	$0.00		

GL	Source	Cost	Object	Subsid	Subled	Type	Notes	Amount
6116421001	73160.0						WIRED MONEY TO GENERAL FUND	$200.00

F-2

Control No. 329417

Pinal County Treasurer

Pending Treasurer Receipt

Treasurer's Office Use

Receipt No.: _____

Posted By: _____

Receipt Date:	2/28/2019	Cash:	$0.00	Submitted By:	JenniferBurke1
Total Amount:	$20.00	Check:	$0.00	Department:	Superstition Fire & Medical District
		Wire/Direct Deposit:	$20.00		
		Credit Card:	$0.00		

GL	Source	Cost	Object	Subsid	Subled	Type	Notes	Amount
6116421001	73160.0						WIRED MONEY TO GENERAL FUND	$20.00

F-3

TREASURER AGENCY SERVICES

PINAL • COUNTY

Roger Wood | Superstition Fire & Medical District | Home | Contact Us | Help | Logout

- Inquiry
  - GL Accounts
  - GL Transactions
  - Warrant Search
  - Treasurer Receipts
- Warrant Maintenance
  - Warrant Accounts
  - Add New Warrant
  - Bulk Upload Warrants
- Fund Transfers
  - Fund Transfer
  - Bulk Upload Transfers
- Treasurer Receipts
  - Add New Receipt
  - Upload Receipt File
- Reports
  - Monthly Statement
  - Tax Distribution
  - Top 50 Tax Payers
  - Authority Assessments
  - Authority Tax Payments
  - Warrants Over 1 Year
  - School Summary
  - LOC Advances Summary
  - Tax Adjustments by Auth
- Profile
  - My Profile

New Fund Transfer

Add New Fund Amount

Revenue/Expense: To/From: GL Account:

Amount: Notes:

Add Fund Amount **Fund Amount Added!**

	GL Account	Source	Source Desc	Notes	Amount
	6116421001	73750.0	Revenue Transfer	Transfer Employee Uniform Expense	($663.30)
	6116421002	73750.0	Revenue Transfer	Transfer Employee Uniform Expense	$663.30

6

Save New Fund Transfer

© Pinal County Treasurer Home

Pinal County Government Web Disclaimer

Superstition Fire & Medical District

GL Account Ledger - Detail By Period

2/1/2019 through 2/28/2019

Batch	Journal	Entry #	Date	Job	Document	Description	Debits	Credits	Balance
100-10-10150-10			**PAYROLL ACCOUNT**						**($6,628,832.93)**
16603	PR	752278	02/08/19		18037 - 39088	Payroll All Freq 2/3/2019	-	367,708.19	(6,996,541.12)
16603	PR	752310	02/08/19		39075	Voided Payroll All Freq 2/8/2019	1,517.59	-	(6,995,023.53)
16613	Z	752505	02/08/19		JE0206	Paydate 020819 Rcls	-	47,807.72	(7,042,831.25)
16632	PR	752958	02/22/19		18047 - 39217	Payroll All Freq 2/17/2019	-	371,675.22	(7,414,506.47)
16632	PR	753002	02/22/19		39211 - 39213	Voided Payroll All Freq 2/22/2019	960.68	-	(7,413,545.79)
16635	Z	753042	02/22/19		JE0210	Paydate 022219 Rcls	-	48,435.20	(7,461,980.99)
						PAYROLL ACCOUNT TOTALS:	**$2,478.27**	**$835,626.33**	**($7,461,980.99)**
						TOTAL OF LEDGER:	**$2,478.27**	**$835,626.33**	**($7,461,980.99)**

I

Commercial Checking Acct Public Funds

SUPERSTITION FIRE & MEDICAL DISTRICT
PAYROLL CLEARING ACCT
565 N IDAHO RD
APACHE JUNCTION AZ 85119-4014

Questions?

Call your Customer Service Officer or Client Services
1-800-AT WELLS (1-800-289-3557)
5:00 AM TO 6:00 PM Pacific Time Monday - Friday

Online: wellsfargo.com

Write: Wells Fargo Bank, N.A. (182)
PO Box 63020
San Francisco, CA 94163

Account summary

Commercial Checking Acct Public Funds

Account number	*Beginning balance*	*Total credits*	*Total debits*	*Ending balance*
4121535058	$100.00	$710,348.24	-$710,348.24	$100.00

Credits

Electronic deposits/bank credits

Effective date	*Posted date*	*Amount*	*Transaction detail*
	02/01	19.25	Client Analysis 06/18
	02/06	352,164.89	WT Seq114224 Pinal County /Org=Pinal County Treasurer Srf# Gw00000022426643 Trn#190206114224 Rfb# 6572
	02/21	358,164.10	WT Seq141356 Pinal County /Org=Pinal County Treasurer Srf# Gw00000022768173 Trn#190221141356 Rfb# 6580
		$710,348.24	**Total electronic deposits/bank credits**
		$710,348.24	**Total credits**

Debits

Electronic debits/bank debits

Effective date	*Posted date*	*Amount*	*Transaction detail*
	02/08	216,505.05	ACH Origination - Superstition Fir - File 1860311208 Coid 1860311208
	02/08	39,660.79	ACH Origination - Superstition Fir - File 1860311208 Coid 1860311208
	02/08	30,198.12	ACH Origination - Superstition Fir - File 1860311208 Coid 1860311208
	02/08	6,114.53	ACH Origination - Superstition Fir - File 1860311208 Coid 1860311208
	02/08	49,696.01 <	Business to Business ACH Debit - IRS Usataxpymt 020819 220943994926051 Superstition Fire & ME
	02/08	10,009.64 <	Business to Business ACH Debit - AZ Dept of Rev Ccddir.Dbt xxxxx3092 Superstition Fire & ME
	02/22	220,460.06	ACH Origination - Superstition Fir - File 1860311208 Coid 1860311208
	02/22	39,944.07	ACH Origination - Superstition Fir - File 1860311208 Coid 1860311208
	02/22	30,640.61	ACH Origination - Superstition Fir - File 1860311208 Coid 1860311208

Electronic debits/bank debits *(continued)*

Effective date	*Posted date*	*Amount*		*Transaction detail*
	02/22	6,388.57		ACH Origination - Superstition Fir - File 1860311208 Coid 1860311208
	02/22	50,598.51	<	Business to Business ACH Debit - IRS Usataxpymt 022219 220945365758145 Superstition Fire & ME
	02/22	10,132.28	<	Business to Business ACH Debit - AZ Dept of Rev Ccddir.Dbt xxxxx3092 Superstition Fire & ME
		$710,348.24		**Total electronic debits/bank debits**
		$710,348.24		**Total debits**

< ***Business to Business ACH:****If this is a business account, this transaction has a return time frame of one business day from post date. This time frame does not apply to consumer accounts.*

Daily ledger balance summary

Date	*Balance*	*Date*	*Balance*	*Date*	*Balance*
01/31	100.00	02/06	352,284.14	02/21	358,264.10
02/01	119.25	02/08	100.00	02/22	100.00

Average daily ledger balance **$38,051.02**

©2010 Wells Fargo Bank, N.A.
All rights reserved. Member FDIC.

3/4/19
2:32:59 PM

Superstition Fire & Medical District

Balance Sheet

As of 2/28/2019

FUND: (100) General Fund

Assets

Current Assets		
Fund Cash - General (M&O)	$9,637,972.71	$2,176,091.72
Payroll Account	(7,461,980.99)	
Petty Cash - Accounting	100.00	
Due From other funds	1,254,692.01	
Total Current Assets		$3,430,783.73
Total Assets		$3,430,783.73

Liabilities and Equity

Current Liabilities		
Sales Tax Payable	$127.34	
Disability Insurance-Voluntary Long Term	(2,546.43)	
Life Insurance - Voluntary Supplemental	(2,039.43)	
Total Current Liabilities		$(4,458.52)
Total Liabilities		$(4,458.52)
Equity		
Fund Balance - General Fund	$2,692,041.20	
Current Year Profit/Loss	743,201.05	
Total Equity		3,435,242.25
Total Liabilities and Equity		$3,430,783.73

ink. from CHASE

www.chase.com/ink 1-800-945-2028 Chase Mobile® app today

March 2019						
S	M	T	W	T	F	S
24	25	26	27	28	1	2
3	4	5	6	7	8	9
10	11	12	13	14	15	16
17	18	19	20	21	22	23
24	25	26	27	28	29	30
31	1	2	3	4	5	6

New Balance
$17,652.26

Minimum Payment Due
$3,530.00

Payment Due Date
03/04/19

Late Payment Warning: If we do not receive your minimum payment by the due date, you may have to pay up to a $39 late fee.

Minimum Payment Warning: Enroll in Auto-Pay and avoid missing a payment. To enroll, call the number on the back of your card or go to the web site listed above.

100F (R)

$8,555.02

ACCOUNT SUMMARY

Account Number: 4246 3152 5232 6481	
Previous Balance	$8,276.98
Payment, Credits	-$8,711.09
Purchases	+$18,086.37
Cash Advances	$0.00
Balance Transfers	$0.00
Fees Charged	$0.00
Interest Charged	$0.00
New Balance	$17,652.26
Opening/Closing Date	01/11/19 - 02/10/19
Credit Limit	$50,000
Available Credit	$32,347
Cash Access Line	$10,000
Available for Cash	$10,000
Past Due Amount	$0.00
Balance over the Credit Limit	$0.00

VENDOR # Chason
ACCOUNT #
APPROVAL
DATE PAID 3/20/19
WARRANT # 28523

YOUR ACCOUNT MESSAGES

& Item was transferred from lost / stolen account.

0000001 FIS33339 C 1 Y 9 10 19/02/10 Page 1 of 3 08630 MA DA 16432 04110000010001643201

CHASE ink.

4246315252326481003530000176522600000000002

P.O. BOX 15123
WILMINGTON, DE 19850-5123
For Undeliverable Mail Only

Get updates on the go
Log on to chase.com/alerts

Payment Due Date:	03/04/19
New Balance:	$17,652.26
Minimum Payment:	$3,530.00

Account number: 4246 3152 5232 6481

$_____.____ Amount Enclosed
Make/Mail to Chase Card Services at the address below:

16432 BEX 9 04119 C
ROGER WOOD
SUPERSTITION FIRE
565 N IDAHO RD
APACHE JUNCTION AZ 85119-4014

CARDMEMBER SERVICE
PO BOX 6294
CAROL STREAM IL 60197-6294

5000160 28 159525232648 15

ACCOUNT ACTIVITY

Date of Transaction	Merchant Name or Transaction Description		$ Amount	
01/20	& Payment ThankYou Image Check		-51.80	
01/20	& Payment ThankYou Image Check		-3,391.23	
01/20	& Payment ThankYou Image Check		-4,833.95	
01/22	& USPS PO 0302590130 APACHE JUNCTI AZ	16857	4.28	100F
	ROGER WOOD			
	TRANSACTIONS THIS CYCLE (CARD 6481) $8272.70-			
	INCLUDING PAYMENTS RECEIVED			
02/02	& WAL-MART #1381 APACHE JUNCTI AZ	16970	32.81	100F
	JEFF CRANMER			
	TRANSACTIONS THIS CYCLE (CARD 6549) $32.81			
01/14	& WAL-MART #1381 APACHE JUNCTI AZ	16859	9.72	150F
01/15	& OFFICEMAX/DEPOT 6678 APACHE JUNCTI AZ	16858	71.94	100F
02/07	NATIONAL REGISTRY EMT 614-888-4484 OH	16947	20.00	100F
	RICHARD OCHS			
	TRANSACTIONS THIS CYCLE (CARD 6580) $101.66			
01/20	& AMZN Mktp US Amzn.com/bill WA	16808	-24.88	100F
01/10	& AMZN Mktp US*MB4UU1TG1 Amzn.com/bill WA	16808	24.69	100F
01/10	& AMZN Mktp US*MB9F29TP1 Amzn.com/bill WA	16808	24.88	100F
01/11	& AMZN Mktp US*MB9EL5TS1 Amzn.com/bill WA	16808	24.67	100F
01/10	& AMZN Mktp US*MB3YP0CX2 Amzn.com/bill WA	16808	24.69	100F
01/11	& AMZN Mktp US*MB4F94A41 Amzn.com/bill WA	16808	4.98	100F
01/11	& AMZN Mktp US*MB2BD4OD2 Amzn.com/bill WA	16808	24.68	100F
01/11	& AMZN Mktp US*MB97L3A00 Amzn.com/bill WA	16808	4.98	100F
01/11	& AMZN Mktp US*MB8718A10 Amzn.com/bill WA	16808	4.98	100F
01/15	& USPS PO 0302590130 APACHE JUNCTI AZ	16841	27.45	100F
01/17	& STAPLS7211746149000001 877-8267755 NJ	16850	768.90	100F
01/19	& STAPLES, 00113209 MESA AZ	16850	36.73	100F
01/19	& STAPLS7211746149000002 877-8267755 NJ	16850	32.63	100F
01/23	& STAPLS7212002190000001 877-8267755 NJ	16850	82.68	100F
01/25	& FEDEX 91609225 800-4633339 TN	16874	169.40	100F
02/07	CHANNING BETE CO AHA 800-828-2827 MA	16916	396.35	100F
	KELLY BARTZ			
	TRANSACTIONS THIS CYCLE (CARD 6598) $1627.81			
01/20	& AQUARIUS FRONT DESK 8886625825 NV	16832	-21.39	100F
01/20	& AQUARIUS FRONT DESK 8886625825 NV	16832	-21.39	100F
01/20	& AQUARIUS FRONT DESK 8886625825 NV	16949	-21.39	100F
01/20	& AQUARIUS FRONT DESK 8886625825 NV	16949	-21.99	100F
01/15	& AQUARIUS RESERVATIONS 8886625825 NV	16832	129.36	100F
01/15	& AQUARIUS RESERVATIONS 8886625825 NV	16832	129.36	100F
01/15	& AQUARIUS RESERVATIONS 8886625825 NV	16949	129.96	100F
01/15	& AQUARIUS RESERVATIONS 8886625825 NV	16949	129.36	100F
01/15	& AQUARIUS RESERVATIONS 8886625825 NV	16949	129.36	100F
01/18	& HP *HP.COM STORE 888-345-5409 CA	16854	691.56	100F
01/22	& AMZN Mktp US*MB8D338O0 Amzn.com/bill WA	16853	192.24	100F
01/29	& VISTAPR*VistaPrint.com 866-8936743 MA	16916	23.79	100F
02/01	& AMZN Mktp US*MB0JV9UG0 Amzn.com/bill WA	16909	183.49	100F
02/05	Center for Public Safety 703-691-4620 VA	16978	224.95	100F
	ANNA BUTEL			
	TRANSACTIONS THIS CYCLE (CARD 6655) $1877.27	100F		
01/14	& AMZN Mktp US*MB6VY9P10 Amzn.com/bill WA 16970 $10.99		21.98	16971 $10.99 150F
01/16	& FIRE INNOVATIONS 707-763-9900 CA	16970	727.22	
01/17	& PAYPAL *FONTAINEBRA 402-935-7733 CA	16970	159.80	
01/23	& AMZN Mktp US*MB9V541P2 Amzn.com/bill WA	16970	71.88	
01/26	& HOLIDAY INN EXP&STES ORO ORO VALLEY AZ	16970	136.32	
01/26	& HOLIDAY INN EXP&STES ORO ORO VALLEY AZ	16970	136.32	
01/26	& HOLIDAY INN EXP&STES ORO ORO VALLEY AZ	16970	171.81	
01/30	& NOREGON SYSTEMS INC 336-615-8532 NC	16970	900.00	
01/30	& AMZN Mktp US*MB1XA1BE2 Amzn.com/bill WA	16970	22.32	
02/04	FEDEX 468291318 800-4633339 TN	16970	18.34	
02/05	Amazon.com*MI4HY3O50 Amzn.com/bill WA	16970	92.48	
02/07	ADOBE *ACROPRO SUBS 800-833-6687 CA	16970	16.43	
02/07	Simpson Toolbox 480-844-0042 AZ	16970	710.97	
	VAUGHN CROSHAW			
	TRANSACTIONS THIS CYCLE (CARD 0687) $3185.87	200F		
01/25	& FOREMOST MEDICAL EQUIP 585-586-4880 NY 16942 $47.51		7,082.75	16943 $2,375.50 400F
01/25	& FOREMOST MEDICAL EQUIP 585-586-4880 NY		44.95	
01/29	& FOREMOST MEDICAL EQUIP 585-586-4880 NY	16941	106.00	400F

ACCOUNT ACTIVITY (CONTINUED)

Date of Transaction	Merchant Name or Transaction Description		$ Amount	
01/31	& FOREMOST MEDICAL EQUIP 585-586-4880 NY	16944	391.00	400F
01/31	& FIRESMARTPROMOS.COM 717-532-2131 PA	16945	420.00	100F
01/31	& CHANNING BETE CO AHA 800-828-2827 MA	16940	152.80	400F
	TINA GEROLA			
	TRANSACTIONS THIS CYCLE (CARD 6473) $8197.50			
02/02	WAL-MART #2482 MESA AZ		-323.07	fraud reversal
01/15	& SP * THESUPPLYCACHE.CO HTTPSTHESUPPL CO	16844	43.00	100F
01/17	& CENTARIZONA BS#6180 APACHE JUNCTI AZ	16865	1,283.03	100F
02/02	& WAL-MART #2482 MESA AZ		323.07	fraud
02/02	MYSTERY RANCH LTD 406-5851428 MT	16934	1,299.03	400F
	MARK GOMEZ			
	TRANSACTIONS THIS CYCLE (CARD 5114) $2625.06			

2019 Totals Year-to-Date	
Total fees charged in 2019	$0.00
Total interest charged in 2019	$0.00

Year-to-date totals do not reflect any fee or interest refunds you may have received.

QUALIFIED PROMOTIONAL FINANCING

Description	Total Qualified Amount	Remaining Balance	Expiration Date	Annual Percentage Rate (APR)	Deferred Interest	Accrued Deferred Interest	Promo Min Pay
Qualified promo trans	$11,899.73	$0.00	----	0.00%	----	----	----

INTEREST CHARGES

Your **Annual Percentage Rate (APR)** is the annual interest rate on your account.

Balance Type	Annual Percentage Rate (APR)	Balance Subject To Interest Rate	Interest Charges
PURCHASES			
Purchases	12.49%(v)(d)	- 0 -	- 0 -
CASH ADVANCES			
Cash Advances	21.49%(v)(d)	- 0 -	- 0 -
BALANCE TRANSFERS			
Balance Transfer	12.49%(v)(d)	- 0 -	- 0 -

31 Days in Billing Period

(v) = Variable Rate
(d) = Daily Balance Method (including new transactions)
(a) = Average Daily Balance Method (including new transactions)

Please see Information About Your Account section for the Calculation of Balance Subject to Interest Rate, Annual Renewal Notice, How to Avoid Interest on Purchases, and other important information, as applicable.

Superstition Fire & Medical District
Monthly Pinal County Treasurer's Bank Account Reconciliation

150 General Fund

Reconciliation References:

A	Beginning bank balance
B	Interest Income
C	Current month's deposits
D	Current month's revenue transfer
E	Current month's Accounts Payable disbursements
F	Current month's Payroll disbursements
G	Current month's bank ending balance
H	Accounts Payable checks outstanding at month-end
I	Payroll checks outstanding at month-end
J	Electronic / ACH clearing bank account balance at month-end
K	Lockbox bank account balance at month-end
L	Cash Balance per G/L Balance Sheet
M	Chase MasterCard credit card payment – warrant #113002786 (paid 2/20/19)

Superstition Fire & Medical District
Ground Tranport (Fund 150) Cash Reconciliation
Fiscal Year 2018 - 2019
2/28/2019

		Deposits (Cash Receipts)	Cash Disbursements	Book Balance	
Book Balance as of:	2/1/2019			$183,467.93	A
Activity During the Month					
Journal Entries:					
Interest Income (Expense):		319.96		319.96	B
Deposits		293,546.86		293,546.86	C
Revenue Transfer		663.30		663.30	D
Cash Disbursements					
A) Accounts Payable			(142,364.18)	(142,364.18)	E
B) Payroll Account			(125,867.64)	(125,867.64)	F
C) Transfer In / Out				-	
		$294,530.12	(268,231.82)	$209,766.23	

Pinal County Bank Balance

Ending Bank Balance as of:	2/28/2019	Balance from YTD Column		$ 238,098.52	G
			Check #		
Less: Outstanding Warrants			A/P	(44,349.92)	(44,349.92) H
			Payroll	(481.40)	(481.40) I
Plus:					-
					-
				$ 193,267.20	
			Cash Balance in Payroll Clearing Account	$ 2.33	J
			Cash Balance in Electronic / ACH Clearing Account		
			Cash Balance in LockBox	$ 2,312.75	K
				$ 195,582.28	
			Balance per B/S	$ 195,582.28	L
			Difference	$ -	

Prepared by: [signature] 3/4/19

Reviewed by: Roger Wind 3/5/19

Pinal County Treasurer

Monthly Statement

Date Range: 2/1/2019 to 2/28/2019

Account	Period	YTD		
6116421002	**Superstition FMD Ground Transport Fund**			
Begin Balance:	A 183,467.93	255,699.11		
Income:	294,530.12	1,746,470.27		
LOC Advance:	.00	.00		
Expense:	(239,899.53)	(1,764,070.86)	LOC:	.00
LOC Payments:	.00	.00	Warrants Outstanding:	(44,831.32)
Cash Balance:	G 238,098.52	238,098.52	End:	193,267.20

Monthly Statement Summary

Source Code	Description		MTDAmount	YTDAmount
6116421002 Superstition FMD Ground Transport Fund		**Beginning Balance:**	183,467.93	255,699.11
21100.40	Wells Fargo Bank Investment Interest		1.07	5.80
21100.41	Wells Fargo Repo Investment Interest		62.71	347.35
21100.43	Wells Fargo Trust Investment Interest	B	2.94	26.67
21100.46	Wells Fargo Investment Investment Interest	$3196	40.95	555.51
21100.55	Multi-Bank Securities Investment Interest		13.45	77.74
21100.70	Vining Sparks Investment Interest		198.84	1,161.32
21100.80	Stifel Nicolaus & Company Investment Interest		.00	264.01
73160.0	Deposits	C	293,546.86	1,739,945.22
73750.0	Revenue Transfer	D	663.30	4,086.65
90930.0	Warrants Redeemed	E	(142,364.18)	(969,202.36)
91220.0	Disbursed by County Treasurer		(97,535.35)	(794,868.50)
		Ending Balance:	**238,098.52**	**238,098.52**

Monthly Statement Detail

Date	Notes	Doc #	Amount	C/D
6116421002 Superstition FMD Ground Transport Fund			**Beginning Balance: 183,467.93**	
21100.40 Wells Fargo Bank Investment Interest			Source Code Total: 1.07	
02/01	Investment Interest	0	1.07	C
21100.41 Wells Fargo Repo Investment Interest			Source Code Total: 62.71	
02/01	Investment Interest	0	62.71	C
21100.43 Wells Fargo Trust Investment Interest			Source Code Total: 2.94	
02/04	Investment Interest	0	2.94	C
21100.46 Wells Fargo Investment Investment Interest			Source Code Total: 40.95	
02/04	Investment Interest	0	1.21	C
02/19	Investment Interest	0	18.79	C
02/25	Investment Interest	0	20.95	C
21100.55 Multi-Bank Securities Investment Interest			Source Code Total: 13.45	
02/01	Investment Interest	0	5.36	C
02/15	Investment Interest	0	8.09	C
21100.70 Vining Sparks Investment Interest			Source Code Total: 198.84	
02/08	Investment Interest	0	38.87	C
02/11	Investment Interest	0	24.67	C
02/19	Investment Interest	0	29.74	C
02/19	Investment Interest	0	12.48	C
02/22	Investment Interest	0	18.05	C
02/25	Investment Interest	0	15.33	C
02/25	Investment Interest	0	15.57	C
02/25	Investment Interest	0	39.51	C
02/28	Investment Interest	0	4.62	C
73160.0 Deposits			Source Code Total: 293,546.86	
02/11	WIRED MONEY TO GROUND TRANSPORT FUND	0	82,145.00	C
02/13	150.10.42180.10 S Volce/inv 5116/ck 6115	0	230.00	C

Pinal County Treasurer

Monthly Statement

Date Range: 2/1/2019 to 2/28/2019

02/13	150.10.42180.10 Prof Credit/inv 5114/ck 109838	0	217.88	C
02/13	150.10.53910.10 EV FF Charities/inv 5115/ck 1042	0	333.98	C
02/14	WIRED MONEY TO GROUND TRANSPORT FUND	0	70,520.00	C
02/20	150.20.62140.20 McNiel & Co/inv 5112/ck 107551	0	45.00	C
02/21	WIRED MONEY TO GROUND TRANSPORT FUND	0	75,475.00	C
02/28	WIRED MONEY TO GROUND TRANSPORT FUND	0	64,580.00	C
73750.0 Revenue Transfer			Source Code Total: 663.30	
02/21	Transfer Employee Uniform Expense	0	663.30	C
90930.0 Warrants Redeemed			Source Code Total: (142,364.18)	
02/04	Paid Warrants	0	(11,487.43)	D
02/05	Paid Warrants	0	(1,989.72)	D
02/06	Paid Warrants	0	(16,175.06)	D
02/07	Paid Warrants	0	(12,207.69)	D
02/08	Paid Warrants	0	(4,372.57)	D
02/11	Paid Warrants	0	(1,229.95)	D
02/12	Paid Warrants	0	(2,243.57)	D
02/13	Paid Warrants	0	(4,982.17)	D
02/14	Paid Warrants	0	(23,379.35)	D
02/15	Paid Warrants	0	(1,091.10)	D
02/19	Paid Warrants	0	(22,859.42)	D
02/20	Paid Warrants	0	(2,199.10)	D
02/21	Paid Warrants	0	(5,222.96)	D
02/22	Paid Warrants	0	(822.34)	D
02/25	Paid Warrants	0	(1,003.42)	D
02/26	Paid Warrants	0	(1,772.03)	D
02/27	Paid Warrants	0	(25,293.04)	D
02/28	Paid Warrants	0	(4,033.26)	D
91220.0 Disbursed by County Treasurer			Source Code Total: (97,535.35)	
02/06	Ambulatory Employees Payroll Direct Deposit	0	(30,198.12)	D
02/06	District Federal & State P/R Taxes	0	(11,897.93)	D
02/06	District 457, union dues, pac	0	(6,114.53)	D
02/21	AMBULATORY EMP PAYROLL DIRECT DEPOSIT	0	(30,640.61)	D
02/21	DISTRICT FEDERAL & STATE P/R TAXES	0	(12,295.59)	D
02/21	DISTRICT 457, UNION DUES, PAC	0	(6,388.57)	D
	6116421002 Superstition FMD Ground Transport Fund		**Ending Balance: 238,098.52**	

Warrant Detail

Payee Name	Warrant	Amount	Issue Dt	Status Dt	Voucher
6116421002 Superstition FMD Ground Transport Fund				Account Total: 187,195.50	
Fund: 1130				Fund Total: 145,796.98	
Status: OUTS				Status Total: 44,349.92	
UNION PACIFIC RAILROAD	1130002037	96.11	05/16/18	05/17/18	
HEALTH NET ACCESS INC	1130002106	115.81	06/06/18	06/06/18	
AMR HOLDCO INC	1130002308	50.00	08/15/18	08/15/18	
UNITED HEALTHCARE	1130002317	77.32	08/15/18	08/15/18	
JORGINA DYBEVIK	1130002535	25.00	11/07/18	11/08/18	
APACHE JUNCTION UNIFIED	1130002761	1,945.12	02/13/19	02/13/19	
JUSTIN MUELLER	1130002765	15.00	02/13/19	02/13/19	
JEAN L PARSONS	1130002768	138.55	02/13/19	02/13/19	
PAMELA E VAN WINKLE	1130002771	97.57	02/13/19	02/13/19	
AFLAC	1130002778	347.16	02/20/19	03/01/19	
ARIZONA WATER COMPANY, INC.	1130002780	132.88	02/20/19	03/01/19	
CITY OF MESA	1130002789	15,205.00	02/20/19	02/20/19	
EFFICIENT ROOFING, LLC	1130002791	1,925.00	02/20/19	02/20/19	
PHOENIX TECHNOLOGY SOLUTIONS	1130002795	33.00	02/20/19	03/01/19	
ARROW INTERNATIONAL	1130002797	2,948.00	02/20/19	03/01/19	
AETNA BEHAVIORAL HEALTH, LLC	1130002798	245.76	02/27/19	02/28/19	

Pinal County Treasurer

Monthly Statement

Date Range: 2/1/2019 to 2/28/2019

A.F.D.A.	1130002799	338.33	02/27/19	02/28/19
WATER UTILITIES COMM FD DBA	1130002800	17.02	02/27/19	02/28/19
ARIZONA WATER COMPANY, INC.	1130002801	21.94	02/27/19	02/28/19
BOUND TREE MEDICAL LLC	1130002802	5,777.09	02/27/19	02/28/19
CENTRAL ARIZONA SUPPLY	1130002803	77.95	02/27/19	02/28/19
EMPLOYERS DENTAL SERVICES, INC	1130002804	1,027.25	02/27/19	02/28/19
LIBERTY WATER COMPANY, INC.	1130002805	37.13	02/27/19	02/28/19
RIGHT AWAY DISPOSAL, LLC	1130002806	100.82	02/27/19	02/28/19
STANDARD INSURANCE COMPANY	1130002807	685.05	02/27/19	02/28/19
MATLICK ENTERPRISES INC DBA	1130002808	748.08	02/27/19	02/28/19
UNITED HEALTHCARE INSURANCE CO	1130002809	11,953.10	02/27/19	02/28/19
VISION SERVICE PLAN	1130002810	168.88	02/27/19	02/28/19
Status: PAID				Status Total: 101,447.06
JUDY K MOLTER	1130002209	96.25	07/11/18	02/19/19
THERESA J DALLY	1130002685	150.00	01/09/19	02/06/19
APACHE JUNCTION UNIFIED	1130002692	1,943.08	01/16/19	02/12/19
AA COOLING AND HEATING LLC	1130002714	198.32	01/30/19	02/11/19
AMERIGAS PROPANE LP	1130002715	21.61	01/30/19	02/07/19
WATER UTILITIES COMM FD DBA	1130002716	141.08	01/30/19	02/07/19
ARIZONA WATER COMPANY, INC.	1130002717	74.74	01/30/19	02/08/19
AZ DEPT OF HEALTH SERVICES	1130002718	250.00	01/30/19	02/27/19
BANNER GOLDFIELD MEDICAL CEN	1130002719	438.10	01/30/19	02/05/19
BANNER BAYWOOD MEDICAL CENTER	1130002720	58.90	01/30/19	02/05/19
BOUND TREE MEDICAL LLC	1130002721	1,836.91	01/30/19	02/08/19
CITY OF MESA	1130002722	12,045.00	01/30/19	02/07/19
COOKSON DOOR SALES OF AZ, INC	1130002723	644.99	01/30/19	02/06/19
BANNER DESERT MEDICAL CENTER	1130002724	50.30	01/30/19	02/05/19
GINCO PLUMBING LLC	1130002725	304.59	01/30/19	02/27/19
LIBERTY WATER COMPANY, INC.	1130002726	35.53	01/30/19	02/05/19
INTERMEDIX	1130002727	9,986.21	01/30/19	02/06/19
LEONARD E WOOD, JR.	1130002728	555.00	01/30/19	02/08/19
MAGIC PEST CONTROL	1130002729	101.96	01/30/19	02/06/19
PHYSIO-CONTROL, INC.	1130002731	1,533.36	01/30/19	02/08/19
PINAL COUNTY ELECTIONS DEPT	1130002732	9,531.75	01/30/19	02/19/19
CENTURYLINK	1130002733	85.97	01/30/19	02/08/19
RIGHT AWAY DISPOSAL, LLC	1130002734	100.82	01/30/19	02/20/19
SUPERSTITION SAFETY SERV, LLC	1130002735	21.59	01/30/19	02/14/19
MATLICK ENTERPRISES INC DBA	1130002736	446.05	01/30/19	02/06/19
UNIFIRST CORPORATION	1130002737	286.59	01/30/19	02/08/19
WAXIE'S ENTERPRISES, INC	1130002738	443.96	01/30/19	02/06/19
WELLS FARGO BARNK, N.A.	1130002739	4,401.89	01/30/19	02/06/19
AETNA BEHAVIORAL HEALTH, LLC	1130002740	253.44	02/06/19	02/13/19
ARIZONA WATER COMPANY, INC.	1130002741	90.39	02/06/19	02/12/19
AZ DPS	1130002742	44.00	02/06/19	02/12/19
ARIZONAWATERCONDITIONING DBA	1130002743	145.91	02/06/19	02/15/19
BOUND TREE MEDICAL LLC	1130002744	10,297.41	02/06/19	02/14/19
EMPLOYERS DENTAL SERVICES, INC	1130002745	1,031.63	02/06/19	02/11/19
ST HELEN AUTO & HARDWARE, INC.	1130002746	174.46	02/06/19	02/15/19
WEX BANK DBA	1130002747	725.04	02/06/19	02/15/19
MARICOPA COUNTY RECORDER	1130002748	14.67	02/06/19	02/27/19
MEDIACOM	1130002749	2,459.16	02/06/19	02/13/19
MEDIACOM	1130002750	162.47	02/06/19	02/13/19
SALT RIVER PROJECT	1130002751	1,045.47	02/06/19	02/13/19
SAN TAN FORD	1130002752	100.00	02/06/19	02/13/19
SOUTHWEST GAS CORPORATION	1130002753	101.82	02/06/19	02/13/19
STANDARD INSURANCE COMPANY	1130002754	732.46	02/06/19	02/21/19
SUPERSTITION MOUNTAINS CFD #1	1130002755	128.70	02/06/19	02/13/19
MATLICK ENTERPRISES INC DBA	1130002756	731.11	02/06/19	02/13/19
UNITED HEALTHCARE INSURANCE CO	1130002757	12,810.35	02/06/19	02/14/19
UNITED STATES POSTAL SERVICE	1130002758	250.00	02/06/19	02/14/19
VISION SERVICE PLAN	1130002759	166.10	02/06/19	02/12/19
AMERIGAS PROPANE LP	1130002760	2,098.28	02/13/19	02/20/19

Pinal County Treasurer

Monthly Statement

Date Range: 2/1/2019 to 2/28/2019

BENCHMARK INSURANCE COMPANY	1130002762	1,614.63	02/13/19	02/21/19
BUD'S BULK ICE SERVICE, INC	1130002763	172.63	02/13/19	02/25/19
FIRST CHOICE AUTO GLASS, INC.	1130002764	45.00	02/13/19	02/27/19
DONNA COURTNEY	1130002766	1,431.66	02/13/19	02/19/19
MARY B STILL	1130002767	200.00	02/13/19	02/22/19
ARIZONA PHYSICIANS IPA	1130002769	104.50	02/13/19	02/26/19
ARIZONA PHYSICIANS IPA	1130002770	77.32	02/13/19	02/26/19
ARIZONA PHYSICIANS IPA	1130002772	90.79	02/13/19	02/26/19
CENTURYLINK	1130002773	622.34	02/13/19	02/22/19
REDBURN TIRE COMPANY, INC.	1130002774	633.40	02/13/19	02/21/19
SUPERSTITION SAFETY SERV, LLC	1130002775	21.59	02/13/19	02/21/19
TOSHIBA BUSINESS SOLUTIONS,INC	1130002776	85.45	02/13/19	02/26/19
VERIZON WIRELESS SERVICES LLC	1130002777	462.50	02/13/19	02/21/19
WATER UTILITIES COMM FD DBA	1130002779	128.62	02/20/19	02/28/19
BANNER GATEWAY MEDICAL CENTER	1130002781	73.00	02/20/19	02/26/19
BANNER BAYWOOD MEDICAL CENTER	1130002782	189.70	02/20/19	02/26/19
BANNER OCCUPATIONAL HEALTH	1130002783	130.00	02/20/19	02/26/19
BOUND TREE MEDICAL LLC	1130002784	6,497.06	02/20/19	02/27/19
BPCWS, PLLC	1130002785	463.58	02/20/19	02/28/19
CHASE	1130002786	20.71	02/20/19	02/26/19
CINDY ELBERT INSURANCE SERVICE	1130002787	5,879.33	02/20/19	02/27/19
CITY OF APACHE JUNCTION	1130002788	1,984.17	02/20/19	02/28/19
BANNER DESERT MEDICAL CENTER	1130002790	45.10	02/20/19	02/26/19
CSC ELECTRICAL CONTRACTOR, LLC	1130002792	416.00	02/20/19	02/26/19
KANSAS STATE BANK OF MANHATTAN	1130002793	79.20	02/20/19	02/27/19
CADWELL IRREVOCABLE TRUST III	1130002794	137.59	02/20/19	02/27/19
SAN TAN FORD	1130002796	493.77	02/20/19	02/26/19
Fund: 1131				Fund Total: 41,398.52
Status: OUTS				Status Total: 481.40
MICHAEL BIGG	1131000219	6.91	05/02/18	05/02/18
CHARITY RELIEF FUND EV FIREFIGHTER	1131000354	15.50	01/25/19	01/23/19
CHARITY FUND EV FIREFIGHTER	1131000355	24.50	01/25/19	01/23/19
CHARITY RELIEF FUND EV FIREFIGHTER	1131000361	24.50	02/08/19	02/06/19
CHARITY FUND EV FIREFIGHTER	1131000362	15.50	02/08/19	02/06/19
JAMES R. VAUGHN, PC TRUST ACCOUNT	1131000367	352.49	02/22/19	03/01/19
CHARITY RELIEF FUND EV FIREFIGHTER	1131000368	25.50	02/22/19	02/21/19
CHARITY FUND EV FIREFIGHTER	1131000369	16.50	02/22/19	02/21/19
Status: PAID				Status Total: 40,917.12
SUPRSTN FIREFIGHTERS GENERAL BENEFIT FUND	1131000304	55.00	10/19/18	02/21/19
SUPRSTN FIREFIGHTERS GENERAL BENEFIT FUND	1131000312	70.00	11/02/18	02/21/19
JAMES R. VAUGHN, PC TRUST ACCOUNT	1131000353	218.31	01/25/19	02/04/19
RETIREMENT SYSTEM, ARIZONA STATE	1131000356	11,119.12	01/25/19	02/04/19
AZ FF RETIREE HEALTH TRUST FUND	1131000357	150.00	01/25/19	02/04/19
EQUITY, HEALTH	1131000358	1,406.89	01/25/19	02/05/19
JAMES R. VAUGHN, PC TRUST ACCOUNT	1131000360	226.49	02/08/19	02/21/19
RETIREMENT SYSTEM, ARIZONA STATE	1131000363	11,649.76	02/08/19	02/19/19
AZ FF RETIREE HEALTH TRUST FUND	1131000364	150.00	02/08/19	02/19/19
EQUITY, HEALTH	1131000365	1,406.89	02/08/19	02/21/19
SUPPORT PAYMENT CLEARINGHOUSE	1131000366	45.69	02/08/19	02/15/19
RETIREMENT SYSTEM, ARIZONA STATE	1131000370	11,910.60	02/22/19	02/27/19
AZ FF RETIREE HEALTH TRUST FUND	1131000371	175.00	02/22/19	02/27/19
EQUITY, HEALTH	1131000372	1,456.89	02/22/19	02/28/19
SUPPORT PAYMENT CLEARINGHOUSE	1131000373	45.69	02/22/19	02/26/19
BRIAN J OLSEN	1131000374	410.33	02/22/19	02/25/19
DAVE B BOWEN	1131000375	420.46	02/22/19	02/25/19
	Count	Amount		
Total OUTS:	36	44,831.32		
Total PAID:	93	142,364.18		

CASH RECEIPTS

February 2019 Transport

Date	Control #	Amount	Account #	Description	
2/11/2019		82,145.00		Wire Transfer	C-3
		82,145.00			
2/13/2019		230.00	150.10.42180.10	S Volce/inv 5116/ck 6115	
		217.88	150.10.42180.10	Prof Credit/inv 5114/ck 109838	C-1
		333.98	150.10.53910.10	EV FF Charities/inv 5115/ck 1042	
		781.86			
2/14/2019		70,520.00			C-4
		70,520.00		Wire Transfer	
2/20/2019		45.00	150.20.62140.20	McNiel & Co/inv 5112/ck 107551	C-2
		45.00			
2/21/2019		75,475.00		Wire Transfer	C-5
		75,475.00			
2/28/2019		64,580.00		Wire Transfer	C-6
		64,580.00			
February 2019 Totals		**293,546.86**			

C

Superstition Fire & Medical District

AR Payment Register (Detail)

Bank ID: Equal To M

Check No. / Payment ID	Payee Name / Customer Name	Invoice No. / Account Number	Amount Paid
BANK: M - GROUND TRANSPORT FUND CHECKING			
DEPOSIT: 2,514 DATE: 02/13/19			
6115	S Volce/inv 5116/ck 6115	Check	$230.00
	(ONETIMECUST)	Invoice : 005116	$230.00
		CHECK # 6115 TOTAL:	$230.00
109838	Prof Credit/inv 5114/ck 109838	Check	$217.88
	Professional Credit (PROCRE)	Invoice : 005114	$217.88
		CHECK # 109838 TOTAL:	$217.88
1042	EV FF Charity/inv 5115/ck 1042	Check	$333.98
	(ONETIMECUST)	Invoice : 005115	$141.84
	(ONETIMECUST)	Invoice : 005115	$141.84
	(ONETIMECUST)	Invoice : 005115	$13.50
	(ONETIMECUST)	Invoice : 005115	$13.50
	(ONETIMECUST)	Invoice : 005115	$3.21
	(ONETIMECUST)	Invoice : 005115	$3.21
	(ONETIMECUST)	Invoice : 005115	$8.44
	(ONETIMECUST)	Invoice : 005115	$8.44
		CHECK # 1042 TOTAL:	$333.98
		DEPOSIT 2,514 TOTAL:	**$781.86** C-1
DEPOSIT: 2,520 DATE: 02/20/19			
107551	McNeil & Co/inv 5112/ck 107551	Check	$45.00
	McNeil & Company (MCNECO)	Invoice : 005112	$45.00
		CHECK # 107551 TOTAL:	$45.00
		DEPOSIT 2,520 TOTAL:	**$45.00** C-2
		TOTAL FOR BANK ID: M	**$826.86**
		GRAND TOTAL OF ALL CHECKS:	$826.86
		GRAND TOTAL OF ALL CREDIT CARDS:	$0.00
		GRAND TOTAL OF ALL CASH:	$0.00
		GRAND TOTAL OF ALL EFT:	$0.00
		GRAND TOTAL OF ALL PAYMENTS:	**$826.86**
		GRAND TOTAL OF ALL ADJUSTMENTS:	$0.00
		COMBINED TOTAL:	**$826.86**

Control No. 328701

Pinal County Treasurer

Pending Treasurer Receipt

Treasurer's Office Use

Receipt No.: _____

Posted By: _____

Receipt Date:	2/11/2019	Cash:	$0.00	Submitted By:	JenniferBurke1
Total Amount:	$82,145.00	Check:	$0.00	Department:	Superstition Fire & Medical District
		Wire/Direct Deposit:	$82,145.00		
		Credit Card:	$0.00		

GL	Source	Cost	Object	Subsid	Subled	Type	Notes	Amount
6116421002	73160.0						WIRED MONEY TO GROUND TRANSPORT FUND	$82,145.00

C-3

Control No. 328903

Pinal County Treasurer

Pending Treasurer Receipt

Treasurer's Office Use

Receipt No.: _____

Posted By: _____

Receipt Date:	2/14/2019	Cash:	$0.00	Submitted By:	JenniferBurke1
Total Amount:	$70,520.00	Check:	$0.00	Department:	Superstition Fire & Medical District
		Wire/Direct Deposit:	$70,520.00		
		Credit Card:	$0.00		

GL	Source	Cost	Object	Subsid	Subled	Type	Notes	Amount
6116421002	73160.0						WIRED MONEY TO GROUND TRANSPORT FUND	$70,520.00

C-4

Control No. 329141

Pinal County Treasurer

Pending Treasurer Receipt

Treasurer's Office Use

Receipt No.: _____

Posted By: _____

Receipt Date:	2/21/2019	Cash:	$0.00	Submitted By:	JenniferBurke1
Total Amount:	$75,475.00	Check:	$0.00	Department:	Superstition Fire & Medical District
		Wire/Direct Deposit:	$75,475.00		
		Credit Card:	$0.00		

GL	Source	Cost	Object	Subsid	Subled	Type	Notes	Amount
6116421002	73160.0						WIRED MONEY TO GROUND TRANSPORT FUND	$75,475.00

CS

Control No. 329419

Pinal County Treasurer

Pending Treasurer Receipt

Treasurer's Office Use

Receipt No.: _____

Posted By: _____

Receipt Date:	2/28/2019	Cash:	$0.00	Submitted By:	JenniferBurke1
Total Amount:	$64,580.00	Check:	$0.00	Department:	Superstition Fire & Medical District
		Wire/Direct Deposit:	$64,580.00		
		Credit Card:	$0.00		

GL	Source	Cost	Object	Subsid	Subled	Type	Notes	Amount
6116421002	73160.0						WIRED MONEY TO GROUND TRANSPORT FUND	$64,580.00

CL

TREASURER AGENCY SERVICES

PINAL • COUNTY

Jennifer Burke | Superstition Fire & Medical District | Home | Contact Us | Help | Logout

- Inquiry
  - GL Accounts
  - GL Transactions
  - Warrant Search
  - Treasurer Receipts
- Warrant Maintenance
  - Warrant Accounts
  - Add New Warrant
  - Bulk Upload Warrants
- Fund Transfers
  - Fund Transfer
  - Bulk Upload Transfers
- Treasurer Receipts
  - Add New Receipt
  - Upload Receipt File
- Reports
  - Monthly Statement
  - Tax Distribution
  - Top 50 Tax Payers
  - Authority Assessments
  - Authority Tax Payments
  - Warrants Over 1 Year
  - School Summary
  - LOC Advances Summary
  - Tax Adjustments by Auth
- Profile
  - My Profile

General Ledger Transactions

Advanced Search

GL Account: Notes:

Source Code: 73750.0 Revenue Transfer - N/A

Post Date Range: 02/21/2019 to 02/21/2019 Amount Range: to

Source Category: Income ☐ Transfers Credit ☐ Transfers Debit ☐ Disbursements ☐

Search Transactions

Export to CSV

GL	Post Date	SC	Notes	Doc	Doc Ref	Amount
6116421001	2/21/2019	73750.0	Transfer Employee Uniform Expense	TR		($663.30)
6116421002	2/21/2019	73750.0	Transfer Employee Uniform Expense	TR		$663.30
						$0.00

1 Page 1 of 1 20 1 - 2 of 2 items

D

© Pinal County Treasurer Home Pinal County Government Web Disclaimer

Superstition Fire & Medical District

AP Check Register (Current by Bank)

Check Dates: 2/1/2019 to 2/28/2019

Check No.	Date	Status*	Vendor ID	Payee Name	Amount
BANK ID: M - GROUND TRANSPORT FUND CHECKING					150-10-10100-10
2740	02/06/19	P	AETNA	Aetna Behavioral Health, LLC	$253.44
2741	02/06/19	P	ARI001	Arizona Water Company, Inc.	$90.39
2742	02/06/19	P	ARIDPS	AZ DPS	$44.00
2743	02/06/19	P	ARIWCI	ArizonaWaterConditioning dba	$145.91
2744	02/06/19	P	BOUTC	Bound Tree Medical LLC	$10,297.41
2745	02/06/19	P	EMPDSI	Employers Dental Services, Inc	$1,031.63
2746	02/06/19	P	FROACE	St Helen Auto & Hardware, Inc.	$174.46
2747	02/06/19	P	GLOBFL	Wex Bank dba	$725.04
2748	02/06/19	P	MARICC	Maricopa County Recorder	$14.67
2749	02/06/19	P	MEDIA	Mediacom	$2,459.16
2750	02/06/19	P	MEDIA	Mediacom	$162.47
2751	02/06/19	P	SAL001	Salt River Project	$1,045.47
2752	02/06/19	P	SATAFO	San Tan Ford	$100.00
2753	02/06/19	P	SOU001	Southwest Gas Corporation	$101.82
2754	02/06/19	P	STANIC	Standard Insurance Company	$732.46
2755	02/06/19	P	SUPMCN	Superstition Mountains CFD #1	$128.70
2756	02/06/19	P	UNI001	Matlick Enterprises Inc dba	$731.11
2757	02/06/19	P	UNIHEC	United HealthCare Insurance Co	$12,810.35
2758	02/06/19	P	USPS	United States Postal Service	$250.00
2759	02/06/19	P	VSP001	Vision Service Plan	$166.10
2760	02/13/19	P	AMEGAS	AmeriGas Propane LP	$2,098.28
2761	02/13/19	P	APAJUS	Apache Junction Unified	$1,945.12
2762	02/13/19	P	BENCIC	Benchmark Insurance Company	$1,614.63
2763	02/13/19	P	BUDICS	Bud's Bulk Ice Service, Inc	$172.63
2764	02/13/19	P	FIRCGM	First Choice Auto Glass, Inc.	$45.00
2765	02/13/19	P	MUEJ	Justin Mueller	$15.00
2766	02/13/19	P	ONETIM	DONNA COURTNEY	$1,431.66
2767	02/13/19	P	ONETIM	MARY B STILL	$200.00
2768	02/13/19	P	ONETIM	JEAN L PARSONS	$138.55
2769	02/13/19	P	ONETIM	ARIZONA PHYSICIANS IPA	$104.50
2770	02/13/19	P	ONETIM	ARIZONA PHYSICIANS IPA	$77.32
2771	02/13/19	P	ONETIM	PAMELA E VAN WINKLE	$97.57
2772	02/13/19	P	ONETIM	ARIZONA PHYSICIANS IPA	$90.79
2773	02/13/19	P	QWEST	CenturyLink	$622.34
2774	02/13/19	P	REDTIC	Redburn Tire Company, Inc.	$633.40
2775	02/13/19	P	SUPSAF	Superstition Safety Serv, LLC	$21.59
2776	02/13/19	P	TOSHBS	Toshiba Business Solutions,Inc	$85.45
2777	02/13/19	P	VERW	Verizon Wireless Services LLC	$462.50
2778	02/20/19	P	AFLAC	AFLAC	$347.16
2779	02/20/19	P	APAJWC	Water Utilities Comm FD dba	$128.62
2780	02/20/19	P	ARI001	Arizona Water Company, Inc.	$132.88
2781	02/20/19	P	BANGW	Banner Gateway Medical Center	$73.00
2782	02/20/19	P	BANHS	Banner Baywood Medical Center	$189.70
2783	02/20/19	P	BANOHS	Banner Occupational Health	$130.00
2784	02/20/19	P	BOUTC	Bound Tree Medical LLC	$6,497.06
2785	02/20/19	P	BPCWS	BPCWS, PLLC	$463.58
2786	02/20/19	P	CHASEM	Chase	$20.71
2787	02/20/19	P	CINEI	Cindy Elbert Insurance Service	$5,879.33
2788	02/20/19	P	CITOAJ	City of Apache Junction	$1,984.17
2789	02/20/19	P	CITOM	City of Mesa	$15,205.00
2790	02/20/19	P	DES001	Banner Desert Medical Center	$45.10
2791	02/20/19	P	EFFICR	Efficient Roofing, LLC	$1,925.00
2792	02/20/19	P	FRANEL	CSC Electrical Contractor, LLC	$416.00
2793	02/20/19	P	KANSTB	Kansas State Bank of Manhattan	$79.20
2794	02/20/19	P	PHONAP	Cadwell Irrevocable Trust III	$137.59
2795	02/20/19	P	PTS001	Phoenix Technology Solutions	$33.00

*** Check Status Types: "P" - Printed ; "M" - Manual ; "V" - Void (Void Date); "A" - Application; "E" - EFT**
**** Denotes broken check sequence.**

Superstition Fire & Medical District

GL Account Ledger - Detail By Period

2/1/2019 through 2/28/2019

Batch	Journal	Entry #	Date	Job	Document	Description	Debits	Credits	Balance
150-10-10150-10			**PAYROLL ACCOUNT (TRANSPORT)**						**($893,868.95)**
16603	PR	752331	02/08/19		360 - 2861	Payroll All Freq 2/3/2019	-	49,831.48	(943,700.43)
16613	Z	752510	02/08/19		JE0206	Paydate 020819 Rcls	-	11,897.93	(955,598.36)
16632	PR	753017	02/22/19		367 - 2899	Payroll All Freq 2/17/2019	-	51,842.64	(1,007,441.00)
16635	Z	753047	02/22/19		JE0210	Paydate 022219 Rcls	-	12,295.59	(1,019,736.59)
						PAYROLL ACCOUNT (TRANSPORT) TOTALS:	**$0.00**	**$125,867.64**	**($1,019,736.59)**
						TOTAL OF LEDGER:	**$0.00**	**$125,867.64**	**($1,019,736.59)**

F

Commercial Checking Acct Public Funds

WELLS FARGO

SUPERSTITION FIRE & MEDICAL DISTRICT
GROUND TRANSPORTATION
565 N IDAHO RD
APACHE JUNCTION AZ 85119-4014

Questions?

Call your Customer Service Officer or Client Services
1-800-AT WELLS (1-800-289-3557)
5:00 AM TO 6:00 PM Pacific Time Monday - Friday

Online: *wellsfargo.com*

Write: Wells Fargo Bank, N.A. (182)
PO Box 63020
San Francisco, CA 94163

Account summary

Commercial Checking Acct Public Funds

Account number	*Beginning balance*	*Total credits*	*Total debits*	*Ending balance*
4942920083	$5.48	$293,122.39	-$293,125.54	$2.33

J

Credits

Electronic deposits/bank credits

Effective date	*Posted date*	*Amount*	*Transaction detail*
	02/04	1,433.42	Merchant Service Merch Dep 190202 8029396648 Superstition Fire and
	02/04	2,789.47	Bcbs of Arizona Hcclaimpmt 190131 1184003220 TRN*1*396749801*1860004538\
	02/04	799.96	Bcbs of Arizona Hcclaimpmt 190131 1184003220 TRN*1*396743316*1860004538\
	02/04	302.65	Aetna H09 Hcclaimpmt 1184003220 TRN*1*160130190557158*1066033492\
	02/05	24,010.35	Noridian Azutmt Hcclaimpmt 190202 1184003220 TRN*1*891116643*1450173185~
	02/05	413.64	Bcbs of Arizona Hcclaimpmt 190201 1184003220 TRN*1*397481084*1860004538\
	02/06	15,669.35	Noridian Azutmt Hcclaimpmt 190204 1184003220 TRN*1*891120459*1450173185~
	02/06	2,285.22	Mercy Care Plan Hcclaimpmt 190205 00145658 TRN*1*5120470*1860527381*Ahcccs Acute\
	02/06	461.24	Bcbs of Arizona Hcclaimpmt 190204 1184003220 TRN*1*397639233*1860004538\
	02/06	275.00	Mercy Care Plan Hcclaimpmt 190205 00145658 TRN*1*5121278*1860527381*Altcs General\
	02/06	179.19	Hhp Texas Hcclaimpmt 190206 362703 TRN*1*011840012400895*1610994632\
	02/06	20.00	Pnp Billpayment 020119Sett 190206 6500 Apache Junction Fire D
	02/07	135.00	Merchant Service Merch Dep 190206 8029396648 Superstition Fire and
	02/07	418.17	Bcbs of Arizona Hcclaimpmt 190205 1184003220 TRN*1*397680889*1860004538\

WELLS FARGO

Electronic deposits/bank credits *(continued)*

Effective date	*Posted date*	*Amount*	*Transaction detail*
	02/07	244.57	Optum Lifeprint Hcclaimpmt 091000018457984 TRN*1*8457984*1272337487~
	02/08	390.00	Ahcccs Programma Hcclaimpmt 190206 201902060861217 TRN*1*201902060861217*1866004791*Fqmb
	02/08	270.35	Bcbs of Arizona Hcclaimpmt 190206 1184003220 TRN*1*397732731*1860004538\
	02/11	32,890.00	WT Seq#48379 Superstition Fire & Med /Org=Superstition Fire & Medical Distri Srf# Gb00000022505950 Trn#190211048379 Rfb# 291
	02/11	1,079.16	Merchant Service Merch Dep 190208 8029396648 Superstition Fire and
	02/11	13,085.18	Noridian Azutmt Hcclaimpmt 190208 1184003220 TRN*1*891131441*1450173185~
	02/11	1,608.19	Bcbs of Arizona Hcclaimpmt 190207 1184003220 TRN*1*397783531*1860004538\
	02/11	641.52	Hhp Texas Hcclaimpmt 190211 362703 TRN*1*011840012402622*1610994632\
	02/11	398.09	Palmetto Gba Hcclaimpmt 190206 1184003220 TRN*1*804732034*1571062326~
	02/11	322.16	Bcbs of Arizona Hcclaimpmt 190207 1184003220 TRN*1*397787574*1860004538\
	02/11	218.40	Humana Ins CO Efpayment 190211 362703 TRN*1*001290042100307*1391263473\
	02/12	35.59	Merchant Service Merch Dep 190210 8029396648 Superstition Fire and
	02/12	722.23	Noridian Azutmt Hcclaimpmt 190209 1184003220 TRN*1*891135706*1450173185~
	02/12	416.09	Hhp Texas Hcclaimpmt 190212 362703 TRN*1*011840012405280*1610994632\
	02/12	403.61	Hhp Efpayment 190212 362703 TRN*1*001270017553224*1611013183\
	02/12	257.52	Aetna H09 Hcclaimpmt 1184003220 TRN*1*160207190401547*1066033492\
	02/12	225.07	Humana Cha Disb Hcclaimpmt 190212 362703 TRN*1*014840100141459*1611013183\
	02/12	200.00	Pnp Billpayment 8888616064 190212 6500 Apache Junction Fire D
	02/12	191.17	Humana Ins CO Efpayment 190212 362703 TRN*1*001290042156489*1391263473\
	02/12	181.94	Hhp Texas Hcclaimpmt 190212 362703 TRN*1*011840012404782*1610994632\
	02/13	2,295.25	Merchant Service Merch Dep 190212 8029396648 Superstition Fire and
	02/13	3,135.77	Mercy Care Plan Hcclaimpmt 190212 00145658 TRN*1*5126535*1860527381*Ahcccs Acute\
	02/13	447.06	Bcbs of Arizona Hcclaimpmt 190211 1184003220 TRN*1*397982910*1860004538\
	02/13	128.97	Mercy Care Plan Hcclaimpmt 190212 00145658 TRN*1*5127353*1860527381*Altcs General\
	02/14	38,865.00	WT Seq#88114 Superstition Fire & Med /Org=Superstition Fire & Medical Distri Srf# Gb00000022603768 Trn#190214088114 Rfb# 294
	02/14	830.54	Merchant Service Merch Dep 190213 8029396648 Superstition Fire and
	02/14	1,715.56	Noridian Azutmt Hcclaimpmt 190213 1184003220 TRN*1*891143671*1450173185~

WELLS FARGO

Electronic deposits/bank credits *(continued)*

Effective date	*Posted date*	*Amount*	*Transaction detail*
	02/14	1,713.16	Bcbs of Arizona Hcclaimpmt 190212 1184003220 TRN*1*398032798*1860004538\
	02/14	941.88	Bcbs of Arizona Hcclaimpmt 190212 1184003220 TRN*1*398031257*1860004538\
	02/15	578.09	Merchant Service Merch Dep 190214 8029396648 Superstition Fire and
	02/15	2,887.63	Aetna AS01 Hcclaimpmt 1184003220 TRN*1*819043000516883*1066033492\
	02/15	1,267.32	36 Treas 310 Misc Pay 021519 xxxxx0012 75\GE*1*36973475\lea*1*036973441\
	02/15	1,172.65	Bcbs of Arizona Hcclaimpmt 190213 1184003220 TRN*1*398083931*1860004538\
	02/15	717.60	Noridian Azutmt Hcclaimpmt 190214 1184003220 TRN*1*891147510*1450173185~
	02/15	632.45	Aetna A04 Hcclaimpmt 1184003220 TRN*1*819043000516886*1066033492\
	02/15	451.60	Aetna H09 Hcclaimpmt 1184003220 TRN*1*160212190588478*1066033492\
	02/19	125.29	Merchant Service Merch Dep 190216 8029396648 Superstition Fire and
	02/19	11,357.12	Noridian Azutmt Hcclaimpmt 190215 1184003220 TRN*1*891152980*1450173185~
	02/19	1,476.55	Bcbs of Arizona Hcclaimpmt 190214 1184003220 TRN*1*398138685*1860004538\
	02/19	929.82	Bcbs of Arizona Hcclaimpmt 190214 1184003220 TRN*1*398132550*1860004538\
	02/19	250.49	Optum Lifeprint Hcclaimpmt 091000019610955 TRN*1*9610955*1272337487~
	02/20	250.00	Merchant Service Merch Dep 190219 8029396648 Superstition Fire and
	02/20	3,198.62	Mercy Care Plan Hcclaimpmt 190219 00145658 TRN*1*5132311*1860527381*Ahcccs Acute\
	02/20	422.84	Humana Ins CO Efpayment 190220 362703 TRN*1*001290042240560*1391263473\
	02/20	377.76	Mercy Care Plan Hcclaimpmt 190219 00145658 TRN*1*5135129*1860527381*Mercy Care Advantage - S
	02/20	351.62	Hhp Efpayment 190220 362703 TRN*1*001270017563391*1611013183\
	02/20	236.43	Optum Lifeprint Hcclaimpmt 091000019982260 TRN*1*9982260*1272337487~
	02/21	46,490.00	WT Seq#95756 Superstition Fire & Med /Org=Superstition Fire & Medical Distri Srf# Gb00000022757715 Trn#190221095756 Rfb# 297
	02/21	271.94	Merchant Service Merch Dep 190220 8029396648 Superstition Fire and
	02/21	735.98	Noridian Azutmt Hcclaimpmt 190219 1184003220 TRN*1*891160798*1450173185~
	02/21	666.46	Optum Lifeprint Hcclaimpmt 091000010142889 TRN*1*0142889*1272337487~
	02/21	543.88	Bcbs of Arizona Hcclaimpmt 190219 1184003220 TRN*1*398382243*1860004538\
	02/21	85.34	Bcbs of Arizona Hcclaimpmt 190219 1184003220 TRN*1*398390755*1860004538\
	02/22	1,891.39	Merchant Service Merch Dep 190221 8029396648 Superstition Fire and

WELLS FARGO

Electronic deposits/bank credits *(continued)*

Effective date	*Posted date*	*Amount*	*Transaction detail*
	02/22	3,049.85	Noridian Azutmt Hcclaimpmt 190220 1184003220 TRN*1*891164703*1450173185~
	02/22	1,358.62	36 Treas 310 Misc Pay 022219 xxxxx0012 lea*1*037140228\
	02/22	1,303.84	36 Treas 310 Misc Pay 022219 xxxxx0012 61\GE*1*37140261\lea*1*037140227\
	02/22	865.16	Aetna H09 Hcclaimpmt 1184003220 TRN*1*160219190406050*1066033492\
	02/22	101.19	Aetna AS01 Hcclaimpmt 1184003220 TRN*1*819050000323342*1066033492\
	02/22	20.00	Pnp Billpayment 021919Sett 190222 6500 Apache Junction Fire D
	02/25	1,542.00	Merchant Service Merch Dep 190222 8029396648 Superstition Fire and
	02/25	430.27	Merchant Service Merch Dep 190223 8029396648 Superstition Fire and
	02/25	736.36	Aetna H09 Hcclaimpmt 1184003220 TRN*1*160220190562538*1066033492\
	02/25	659.58	Ahcccs Programma Hcclaimpmt 190221 201902210873043 TRN*1*201902210873043*1866004791*Ffsv
	02/25	442.73	Hhp Texas Hcclaimpmt 190225 362703 TRN*1*011840012412230*1610994632\
	02/25	259.10	Hwho Hcclaimpmt 190225 362703 TRN*1*009000011535002*1391525003\
	02/25	198.43	Humana Cha Disb Hcclaimpmt 190225 362703 TRN*1*014840100161401*1611013183\
	02/25	96.36	Mercy Care Plan Hcclaimpmt 190222 00145658 TRN*1*5136232*1860527381*Altcs General\
	02/26	50.00	Merchant Service Merch Dep 190224 8029396648 Superstition Fire and
	02/26	8,090.19	Noridian Azutmt Hcclaimpmt 190222 1184003220 TRN*1*891172642*1450173185~
	02/26	1,389.04	Bcbs of Arizona Hcclaimpmt 190222 1184003220 TRN*1*398531744*1860004538\
	02/26	478.98	Humana Cha Disb Hcclaimpmt 190226 362703 TRN*1*014840100173528*1611013183\
	02/26	282.50	Hhp Texas Hcclaimpmt 190226 362703 TRN*1*011840012412499*1610994632\
	02/27	1,485.64	Merchant Service Merch Dep 190226 8029396648 Superstition Fire and
	02/27	4,331.67	Mercy Care Plan Hcclaimpmt 190226 00145658 TRN*1*5138237*1860527381*Ahcccs Acute\
	02/27	1,148.49	Noridian Azutmt Hcclaimpmt 190225 1184003220 TRN*1*891176573*1450173185~
	02/27	614.24	Humana Ins CO Hcclaimpmt 190227 362703 TRN*1*001290042428151*1391263473\
	02/27	403.86	Mercy Care Plan Hcclaimpmt 190226 00145658 TRN*1*5141018*1860527381*Mercy Care Advantage - S
	02/28	32,010.00	WT Seq100131 Superstition Fire & Med /Org=Superstition Fire & Medical Distri Srf# Gb00000022944885 Trn#190228100131 Rfb# 299
	02/28	25.00	Merchant Service Merch Dep 190227 8029396648 Superstition Fire and
	02/28	679.92	36 Treas 310 Misc Pay 022819 xxxxx0012 4*080388245\GE*1*37292445\lea*1*037292411\

WELLS FARGO

Electronic deposits/bank credits *(continued)*

Effective date	*Posted date*	*Amount*	*Transaction detail*
	02/28	359.41	Noridian Azutmt Hcclaimpmt 190227 1184003220 TRN*1*891180508*1450173185~
	02/28	294.40	Bcbs of Arizona Hcclaimpmt 190226 1184003220 TRN*1*398730597*1860004538\
		$293,122.39	**Total electronic deposits/bank credits**
		$293,122.39	**Total credits**

Debits

Electronic debits/bank debits

Effective date	*Posted date*	*Amount*	*Transaction detail*
	02/04	165.54	Merchant Service Merch Fee 190131 8029396648 Superstition Fire and
	02/11	82,145.00	WT Seq#48410 Pinal County /Bnf=Pinal County Master Srf# Gw00000022505956 Trn#190211048410 Rfb# 293
	02/11	20.00	WT Seq#48390 Pinal County /Bnf=Pinal County Master Srf# Gw00000022505954 Trn#190211048390 Rfb# 292
	02/14	70,520.00	WT Seq#88136 Pinal County /Bnf=Pinal County Master Srf# Gw00000022603779 Trn#190214088136 Rfb# 296
	02/14	200.00	WT Seq#88131 Pinal County /Bnf=Pinal County Master Srf# Gw00000022603777 Trn#190214088131 Rfb# 295
	02/21	75,475.00	WT Seq#95771 Pinal County /Bnf=Pinal County Master Srf# Gw00000022757718 Trn#190221095771 Rfb# 298
	02/28	64,580.00	WT Seq100154 Pinal County /Bnf=Pinal County Master Srf# Gw00000022944894 Trn#190228100154 Rfb# 301
	02/28	20.00	WT Seq100147 Pinal County /Bnf=Pinal County Master Srf# Gw00000022944889 Trn#190228100147 Rfb# 300
		$293,125.54	**Total electronic debits/bank debits**
		$293,125.54	**Total debits**

Daily ledger balance summary

Date	*Balance*	*Date*	*Balance*	*Date*	*Balance*
01/31	5.48	02/12	20,648.44	02/21	4.11
02/04	5,165.44	02/13	26,655.49	02/22	8,594.16
02/05	29,589.43	02/14	1.63	02/25	12,958.99
02/06	48,479.43	02/15	7,708.97	02/26	23,249.70
02/07	49,277.17	02/19	21,848.24	02/27	31,233.60
02/08	49,937.52	02/20	26,685.51	02/28	2.33
02/11	18,015.22				

Average daily ledger balance **$18,580.78**

©2010 Wells Fargo Bank, N.A.
All rights reserved. Member FDIC.

Commercial Checking Acct Public Funds

SUPERSTITION FIRE & MEDICAL DISTRICT
TRANSPORT LOCKBOX ACCOUNT
565 N IDAHO RD
APACHE JUNCTION AZ 85119-4014

Questions?

Call your Customer Service Officer or Client Services
1-800-AT WELLS (1-800-289-3557)
5:00 AM TO 6:00 PM Pacific Time Monday - Friday

Online: *wellsfargo.com*

Write: Wells Fargo Bank, N.A. (182)
PO Box 63020
San Francisco, CA 94163

Account summary

Commercial Checking Acct Public Funds

Account number	*Beginning balance*	*Total credits*	*Total debits*	*Ending balance*
4797829967	$5,099.72	$147,468.03	-$150,255.00	$2,312.75

K

Credits

Deposits

Effective date	*Posted date*	*Amount*	*Transaction detail*
	02/01	4,365.16	Wholesale Lockbox Deposit Los Angeles Box 845500 Deposit 1
	02/04	22,864.63	Wholesale Lockbox Deposit Los Angeles Box 845500 Deposit 1
	02/05	436.61	Wholesale Lockbox Deposit Los Angeles Box 845500 Deposit 1
	02/06	125.00	Wholesale Lockbox Deposit Los Angeles Box 845500 Deposit 1
	02/07	2,625.03	Wholesale Lockbox Deposit Los Angeles Box 845500 Deposit 1
	02/08	2,892.71	Wholesale Lockbox Deposit Los Angeles Box 845500 Deposit 1
	02/11	24,545.12	Wholesale Lockbox Deposit Los Angeles Box 845500 Deposit 1
	02/12	8,794.07	Wholesale Lockbox Deposit Los Angeles Box 845500 Deposit 1
	02/13	10.00	Wholesale Lockbox Deposit Los Angeles Box 845500 Deposit 1
	02/14	9,294.03	Wholesale Lockbox Deposit Los Angeles Box 845500 Deposit 1
	02/15	1,630.31	Wholesale Lockbox Deposit Los Angeles Box 845500 Deposit 1
	02/19	33,510.92	Wholesale Lockbox Deposit Los Angeles Box 845500 Deposit 1
	02/20	2,526.86	Wholesale Lockbox Deposit Los Angeles Box 845500 Deposit 1
	02/21	187.63	Wholesale Lockbox Deposit Los Angeles Box 845500 Deposit 1
	02/22	3,817.58	Wholesale Lockbox Deposit Los Angeles Box 845500 Deposit 1
	02/25	22,034.16	Wholesale Lockbox Deposit Los Angeles Box 845500 Deposit 1
	02/26	4,291.35	Wholesale Lockbox Deposit Los Angeles Box 845500 Deposit 1
	02/27	1,387.98	Wholesale Lockbox Deposit Los Angeles Box 845500 Deposit 1
	02/28	2,128.88	Wholesale Lockbox Deposit Los Angeles Box 845500 Deposit 1
		$147,468.03	**Total deposits**
		$147,468.03	**Total credits**

WELLS FARGO

Debits

Electronic debits/bank debits

Effective date	*Posted date*	*Amount*	*Transaction detail*
	02/11	32,890.00	WT Seq#48379 Superstition Fire & Med /Bnf=Superstition Fire & Medical Distri Srf# Gb00000022505950 Trn#190211048379 Rfb# 291
	02/14	38,865.00	WT Seq#88114 Superstition Fire & Med /Bnf=Superstition Fire & Medical Distri Srf# Gb00000022603768 Trn#190214088114 Rfb# 294
	02/21	46,490.00	WT Seq#95756 Superstition Fire & Med /Bnf=Superstition Fire & Medical Distri Srf# Gb00000022757715 Trn#190221095756 Rfb# 297
	02/28	32,010.00	WT Seq100131 Superstition Fire & Med /Bnf=Superstition Fire & Medical Distri Srf# Gb00000022944885 Trn#190228100131 Rfb# 299
		$150,255.00	**Total electronic debits/bank debits**
		$150,255.00	**Total debits**

Daily ledger balance summary

Date	*Balance*	*Date*	*Balance*	*Date*	*Balance*
01/31	5,099.72	02/11	30,063.98	02/21	662.80
02/01	9,464.88	02/12	38,858.05	02/22	4,480.38
02/04	32,329.51	02/13	38,868.05	02/25	26,514.54
02/05	32,766.12	02/14	9,297.08	02/26	30,805.89
02/06	32,891.12	02/15	10,927.39	02/27	32,193.87
02/07	35,516.15	02/19	44,438.31	02/28	2,312.75
02/08	38,408.86	02/20	46,965.17		

Average daily ledger balance **$22,687.68**

©2010 Wells Fargo Bank, N.A.
All rights reserved. Member FDIC.

3/4/19
1:23:29 PM

Superstition Fire & Medical District

Balance Sheet

As of 2/28/2019

FUND: (150) Not Defined

Assets

Current Assets		
Fund Cash (Transport)	$1,215,318.87	
Payroll Account (Transport)	(1,019,736.59)	
Total Current Assets		$195,582.28
Total Assets		$195,582.28

Liabilities and Equity

Current Liabilities		
Sales Tax Payable	$0.62	
Voluntary Long Term Disability Ins	(266.01)	
Voluntary Supplemental Life Insurance	(172.39)	
Due To Other Funds	2,379,839.69	
Total Current Liabilities		$2,379,401.91
Total Liabilities		$2,379,401.91
Equity		
Fund Balance - Transport Fund	$(2,063,982.43)	
Current Year Profit/Loss	(119,837.20)	
Total Equity		(2,183,819.63)
Total Liabilities and Equity		$195,582.28

ink. from CHASE

www.chase.com/ink | 1-800-945-2028 | Chase Mobile® app today



New Balance
$17,652.26

Minimum Payment Due
$3,530.00

Payment Due Date
03/04/19

Late Payment Warning: If we do not receive your minimum payment by the due date, you may have to pay up to a $39 late fee.

Minimum Payment Warning: Enroll in Auto-Pay and avoid missing a payment. To enroll, call the number on the back of your card or go to the web site listed above.

150F (M)

$ 20.71

ACCOUNT SUMMARY

Account Number: 4246 3152 5232 6481	
Previous Balance	$9,276.98
Payment, Credits	-$8,711.09
Purchases	+$18,086.37
Cash Advances	$0.00
Balance Transfers	$0.00
Fees Charged	$0.00
Interest Charged	$0.00
New Balance	**$17,652.26**
Opening/Closing Date	01/11/19 - 02/10/19
Credit Limit	$50,000
Available Credit	$32,347
Cash Access Line	$10,000
Available for Cash	$10,000
Past Due Amount	$0.00
Balance over the Credit Limit	$0.00

VENDOR # Chasem
ACCOUNT #
APPROVAL
DATE PAID 2/20/19
WARRANT #
27786

YOUR ACCOUNT MESSAGES

& Item was transferred from lost / stolen account.

0000001 FIS33339 C 1 Y 9 10 16/02/10 Page 1 of 3 06830 MA DA 16432 0411000010001643201

CHASE ink.

P.O. BOX 15123
WILMINGTON, DE 19850-5123
For Undeliverable Mail Only

Get updates on the go
Log on to chase.com/alerts

4246315252326481003530000176522600000002

Payment Due Date:	03/04/19
New Balance:	$17,652.26
Minimum Payment:	$3,530.00

Account number: 4246 3152 5232 6481

$_____ Amount Enclosed
Make/Mail to Chase Card Services at the address below:

16432 BEX 9 04119 C
ROGER WOOD
SUPERSTITION FIRE
565 N IDAHO RD
APACHE JUNCTION AZ 85119-4014

CARDMEMBER SERVICE
PO BOX 6294
CAROL STREAM IL 60197-6294

5000160 28 1595252326481 5

ACCOUNT ACTIVITY

Date of Transaction	Merchant Name or Transaction Description		$ Amount			
01/20	& Payment ThankYou Image Check		-51.80			
01/20	& Payment ThankYou Image Check		-3,391.23			
01/20	& Payment ThankYou Image Check		-4,833.95			
01/22	& USPS PO 0302590130 APACHE JUNCTI AZ	16857	4.28	100F		
	ROGER WOOD					
	TRANSACTIONS THIS CYCLE (CARD 6481) $8272.70-					
	INCLUDING PAYMENTS RECEIVED					
02/02	& WAL-MART #1381 APACHE JUNCTI AZ	16970	32.81	100F		
	JEFF CRANMER					
	TRANSACTIONS THIS CYCLE (CARD 6549) $32.81					
01/14	& WAL-MART #1381 APACHE JUNCTI AZ	16859	9.72	150F		
01/15	& OFFICEMAX/DEPOT 6678 APACHE JUNCTI AZ	16858	71.94	100F		
02/07	NATIONAL REGISTRY EMT 614-888-4484 OH	16947	20.00	100F		
	RICHARD OCHS					
	TRANSACTIONS THIS CYCLE (CARD 6580) $101.66					
01/20	& AMZN Mktp US Amzn.com/bill WA	16808	-24.88	100F		
01/10	& AMZN Mktp US*MB4UU1TG1 Amzn.com/bill WA	16808	24.69	100F		
01/10	& AMZN Mktp US*MB9F29TP1 Amzn.com/bill WA	16808	24.88	100F		
01/11	& AMZN Mktp US*MB9EL5TS1 Amzn.com/bill WA	16808	24.67	100F		
01/10	& AMZN Mktp US*MB3YP0CX2 Amzn.com/bill WA	16808	24.69	100F		
01/11	& AMZN Mktp US*MB4F94A41 Amzn.com/bill WA	16808	4.98	100F		
01/11	& AMZN Mktp US*MB2BD4OD2 Amzn.com/bill WA	16808	24.68	100F		
01/11	& AMZN Mktp US*MB97L3A00 Amzn.com/bill WA	16808	4.98	100F		
01/11	& AMZN Mktp US*MB8718A10 Amzn.com/bill WA	16808	4.98	100F		
01/15	& USPS PO 0302590130 APACHE JUNCTI AZ	16841	27.45	100F		
01/17	& STAPLS7211746149000001 877-8267755 NJ	16850	768.90	100F		
01/19	& STAPLES, 00113209 MESA AZ	16850	36.73	100F		
01/19	& STAPLS7211746149000002 877-8267755 NJ	16850	32.63	100F		
01/23	& STAPLS7212002190000001 877-8267755 NJ	16850	82.68	100F		
01/25	& FEDEX 91609225 800-4633339 TN	16874	169.40	100F		
02/07	CHANNING BETE CO AHA 800-828-2827 MA	16916	396.35	100F		
	KELLY BARTZ					
	TRANSACTIONS THIS CYCLE (CARD 6598) $1627.81					
01/20	& AQUARIUS FRONT DESK 8886625825 NV	16832	-21.39	100F		
01/20	& AQUARIUS FRONT DESK 8886625825 NV	16832	-21.39	100F		
01/20	& AQUARIUS FRONT DESK 8886625825 NV	16949	-21.39	100F		
01/20	& AQUARIUS FRONT DESK 8886625825 NV	16949	-21.99	100F		
01/15	& AQUARIUS RESERVATIONS 8886625825 NV	16832	129.36	100F		
01/15	& AQUARIUS RESERVATIONS 8886625825 NV	16832	129.36	100F		
01/15	& AQUARIUS RESERVATIONS 8886625825 NV	16949	129.96	100F		
01/15	& AQUARIUS RESERVATIONS 8886625825 NV	16949	129.36	100F		
01/15	& AQUARIUS RESERVATIONS 8886625825 NV	16949	129.36	100F		
01/18	& HP *HP.COM STORE 888-345-5409 CA	16854	691.56	100F		
01/22	& AMZN Mktp US*MB8D338O0 Amzn.com/bill WA	16853	192.24	100F		
01/29	& VISTAPR*VistaPrint.com 866-8936743 MA	16896	23.79	100F		
02/01	& AMZN Mktp US*MB0JV9UG0 Amzn.com/bill WA	16909	183.49	100F		
02/05	Center for Public Safety 703-691-4620 VA	16978	224.95	100F		
	ANNA BUTEL					
	TRANSACTIONS THIS CYCLE (CARD 6655) $1877.27	100F				
01/14	& AMZN Mktp US*MB6VY9P10 Amzn.com/bill WA	16970 $1099	21.98	16971	$1099	150F
01/16	& FIRE INNOVATIONS 707-763-9900 CA	16970	727.22			
01/17	& PAYPAL *FONTAINEBRA 402-935-7733 CA	16970	159.80			
01/23	& AMZN Mktp US*MB9V541P2 Amzn.com/bill WA	16970	71.88			
01/26	& HOLIDAY INN EXP&STES ORO ORO VALLEY AZ	16970	136.32			
01/26	& HOLIDAY INN EXP&STES ORO ORO VALLEY AZ	16970	136.32			
01/26	& HOLIDAY INN EXP&STES ORO ORO VALLEY AZ	16970	171.81			
01/30	& NOREGON SYSTEMS INC 336-615-8532 NC	16970	900.00			
01/30	& AMZN Mktp US*MB1XA1BE2 Amzn.com/bill WA	16970	22.32			
02/04	FEDEX 468291318 800-4633339 TN	16970	18.34			
02/05	Amazon.com*MI4HY3O50 Amzn.com/bill WA	16970	92.48			
02/07	ADOBE *ACROPRO SUBS 800-833-6687 CA	16970	16.43			
02/07	Simpson Toolbox 480-844-0042 AZ	16970	710.97			
	VAUGHN CROSHAW					
	TRANSACTIONS THIS CYCLE (CARD 0687) $3185.87	200F				
01/25	& FOREMOST MEDICAL EQUIP 585-586-4880 NY	16942 $4751	7,082.75	16943	$2,375.50	400F
01/25	& FOREMOST MEDICAL EQUIP 585-586-4880 NY	16942 200F $2996	44.95	16943	$1,498	400F
01/29	& FOREMOST MEDICAL EQUIP 585-586-4880 NY	16941	106.00	400F		

ACCOUNT ACTIVITY (CONTINUED)

Date of Transaction	Merchant Name or Transaction Description		$ Amount	
01/31	& FOREMOST MEDICAL EQUIP 585-586-4880 NY	16944	391.00	400F
01/31	& FIRESMARTPROMOS.COM 717-532-2131 PA	16945	420.00	100F
01/31	& CHANNING BETE CO AHA 800-828-2827 MA	16940	152.80	400F
	TINA GEROLA			
	TRANSACTIONS THIS CYCLE (CARD 6473) $8197.50			
02/02	WAL-MART #2482 MESA AZ		-323.07	fraud reversal
01/15	& SP * THESUPPLYCACHE.CO HTTPSTHESUPPL CO	16844	43.00	100F
01/17	& CENTARIZONA BS#6180 APACHE JUNCTI AZ	16865	1,283.03	100F
02/02	& WAL-MART #2482 MESA AZ		323.07	fraud
02/02	MYSTERY RANCH LTD 406-5851428 MT	16934	1,299.03	400F
	MARK GOMEZ			
	TRANSACTIONS THIS CYCLE (CARD 5114) $2625.06			

2019 Totals Year-to-Date	
Total fees charged in 2019	$0.00
Total interest charged in 2019	$0.00

Year-to-date totals do not reflect any fee or interest refunds you may have received.

QUALIFIED PROMOTIONAL FINANCING

Description	Total Qualified Amount	Remaining Balance	Expiration Date	Annual Percentage Rate (APR)	Deferred Interest	Accrued Deferred Interest	Promo Min Pay
Qualified promo trans	$11,899.73	$0.00	----	0.00%	----	----	----

INTEREST CHARGES

Your **Annual Percentage Rate (APR)** is the annual interest rate on your account.

Balance Type	Annual Percentage Rate (APR)	Balance Subject To Interest Rate	Interest Charges
PURCHASES			
Purchases	12.49%(v)(d)	- 0 -	- 0 -
CASH ADVANCES			
Cash Advances	21.49%(v)(d)	- 0 -	- 0 -
BALANCE TRANSFERS			
Balance Transfer	12.49%(v)(d)	- 0 -	- 0 -

31 Days In Billing Period

(v) = Variable Rate
(d) = Daily Balance Method (including new transactions)
(a) = Average Daily Balance Method (including new transactions)

Please see Information About Your Account section for the Calculation of Balance Subject to Interest Rate, Annual Renewal Notice, How to Avoid Interest on Purchases, and other important information, as applicable.

Superstition Fire & Medical District
Monthly Pinal County Treasurer's Bank Account Reconciliation

200 Capital Projects Fund

Reconciliation References:

A	Previous month's bank ending balance / current month's bank beginning balance
B	Interest Income
C	Current month's property tax receipts (real and personal)
D	Current month's Accounts Payable disbursements
E	Current month's refunded interest
F	Current month's bank ending balance
G	Accounts Payable checks outstanding at month-end
H	Cash Balance per G/L Balance Sheet
I	Chase MasterCard credit card payment – warrant #1107000553 (paid 2/20/19)

Superstition Fire & Medical District
Capital Project (Fund 200) Cash Reconciliation
Fiscal Year 2018 - 2019
2/28/2019

		Deposits (Cash Receipts)	Cash Disbursements	Book Balance	
Book Balance as of:	2/1/2019			$834,009.41	A
Activity During the Month					
Journal Entries:					
Interest Income (Expense):		1,259.30		1,259.30	B
Deposits				-	
Revenue Transfer				-	
Cash Receipts					
2017 Real Estate Taxes		4,379.24		4,379.24	C
2018 Real Estate Taxes		23,442.83		23,442.83	C
2017 Pers. Prop. Taxes		106.23		106.23	C
2018 Pers. Prop. Taxes		2,095.89		2,095.89	C
SRP Contributions				-	
Cash Disbursements					
A) Accounts Payable			(194,059.05)	(194,059.05)	D
B) Transfer In / Out				-	
C) Refund Interest			(2.65)	(2.65)	E
		$31,283.49	(194,061.70)	$671,231.20	

Pinal County Bank Balance

Ending Bank Balance as of:	2/28/2019	Balance from YTD Column		$ 671,231.20	F
Less: Outstanding Warrants		Check # 554	(1,095.00)	-	
				(1,095.00)	G
				$ 670,136.20	
Balance per B/S				$ 670,136.20	H
Difference				$ -	

Prepared by: 3/4/19

Reviewed by: Roger Wood 3/5/19

Pinal County Treasurer

Monthly Statement

Date Range: 2/1/2019 to 2/28/2019

Account	Period	YTD		
6116421101	**Superstition Fire & Medical Dist Capital Projects**			
Begin Balance:	(A) 834,009.41	1,193,754.79		
Income:	31,283.49	693,068.55		
LOC Advance:	.00	.00		
Expense:	(194,061.70)	(1,215,592.14)	LOC:	.00
LOC Payments:	.00	.00	Warrants Outstanding:	(1,095.00)
Cash Balance:	(F) 671,231.20	671,231.20	End:	670,136.20

Monthly Statement Summary

Source Code	Description		MTDAmount	YTDAmount
6116421101 Superstition Fire & Medical Dist Capital Projects		**Beginning Balance:**	834,009.41	1,193,754.79
11100.2017	2017 Real Estate Taxes		4,379.24	11,482.45
11100.2018	2018 Real Estate Taxes	(C)	23,442.83	595,493.07
12100.2017	2017 Personal Property Taxes	$ 30,024.19	106.23	1,281.46
12100.2018	2018 Personal Property Taxes		2,095.89	57,969.71
14100.0	Salt River Contribution		.00	14,287.95
21100.40	Wells Fargo Bank Investment Interest		5.48	25.36
21100.41	Wells Fargo Repo Investment Interest		320.97	1,528.86
21100.43	Wells Fargo Trust Investment Interest		15.05	104.58
21100.46	Wells Fargo Investment Investment Interest	(B)	141.28	2,298.75
21100.55	Multi-Bank Securities Investment Interest	$1,259.30	59.22	355.85
21100.70	Vining Sparks Investment Interest		717.30	4,750.89
21100.80	Stifel Nicolaus & Company Investment Interest		.00	1,061.58
73750.0	Revenue Transfer		.00	2,428.04
90400.0	Refund Interest	(E)	(2.65)	(11.33)
90930.0	Warrants Redeemed	(D)	(194,059.05)	(1,215,580.81)
		Ending Balance:	**671,231.20**	**671,231.20**

Monthly Statement Detail

Date	Notes	Doc #	Amount	C/D
6116421101 Superstition Fire & Medical Dist Capital Projects			**Beginning Balance: 834,009.41**	
11100.2017	2017 Real Estate Taxes		Source Code Total: 4,379.24	
02/01	Tax Distribution	0	17.42	C
02/04	Tax Distribution	0	44.53	C
02/04	Tax Distribution	0	49.01	C
02/05	Tax Distribution	0	22.91	C
02/06	Tax Distribution	0	4.58	C
02/06	Tax Distribution	0	6.30	C
02/07	Tax Distribution	0	26.01	C
02/08	Tax Distribution	0	.22	C
02/11	Tax Distribution	0	37.54	C
02/13	Tax Distribution	0	10.23	C
02/13	Tax Distribution	0	2.24	C
02/14	Tax Distribution	0	2.85	C
02/19	Tax Distribution	0	5.58	C
02/20	Tax Distribution	0	27.92	C
02/21	Tax Distribution	0	(3.33)	C
02/22	Tax Distribution	0	20.76	C
02/22	Tax Distribution	0	1,394.16	C
02/25	Tax Distribution	0	1,097.77	C
02/25	Tax Distribution	0	1,612.54	C
11100.2018	2018 Real Estate Taxes		Source Code Total: 23,442.83	

Pinal County Treasurer

Monthly Statement

Date Range: 2/1/2019 to 2/28/2019

02/01	Tax Distribution	0	168.87	C
02/01	Tax Distribution	0	41.53	C
02/01	Tax Distribution	0	48.12	C
02/01	Tax Distribution	0	67.74	C
02/04	Tax Distribution	0	233.85	C
02/04	Tax Distribution	0	225.10	C
02/04	Tax Distribution	0	172.63	C
02/04	Tax Distribution	0	109.18	C
02/05	Tax Distribution	0	54.67	C
02/05	Tax Distribution	0	199.09	C
02/05	Tax Distribution	0	132.58	C
02/06	Tax Distribution	0	70.28	C
02/06	Tax Distribution	0	32.17	C
02/06	Tax Distribution	0	108.38	C
02/06	Tax Distribution	0	55.02	C
02/06	Tax Distribution	0	43.45	C
02/07	Tax Distribution	0	48.89	C
02/07	Tax Distribution	0	138.91	C
02/07	Tax Distribution	0	90.17	C
02/07	Tax Distribution	0	26.50	C
02/08	Tax Distribution	0	118.74	C
02/08	Tax Distribution	0	23.91	C
02/08	Tax Distribution	0	53.49	C
02/08	Tax Distribution	0	191.60	C
02/11	Tax Distribution	0	366.08	C
02/11	Tax Distribution	0	146.54	C
02/11	Tax Distribution	0	116.68	C
02/11	Tax Distribution	0	24.47	C
02/12	Tax Distribution	0	2,084.69	C
02/12	Tax Distribution	0	312.66	C
02/12	Tax Distribution	0	148.71	C
02/12	Tax Distribution	0	102.57	C
02/13	Tax Distribution	0	66.59	C
02/13	Tax Distribution	0	278.14	C
02/13	Tax Distribution	0	145.20	C
02/13	Tax Distribution	0	112.15	C
02/13	Tax Distribution	0	71.94	C
02/14	Tax Distribution	0	111.76	C
02/14	Tax Distribution	0	206.97	C
02/14	Tax Distribution	0	(5.80)	C
02/14	Tax Distribution	0	556.32	C
02/14	Tax Distribution	0	194.68	C
02/15	Tax Distribution	0	632.34	C
02/15	Tax Distribution	0	82.13	C
02/15	Tax Distribution	0	85.37	C
02/15	Tax Distribution	0	64.97	C
02/19	Tax Distribution	0	1,548.05	C
02/19	Tax Distribution	0	323.52	C
02/20	Tax Distribution	0	229.74	C
02/20	Tax Distribution	0	512.90	C
02/20	Tax Distribution	0	294.76	C
02/20	Tax Distribution	0	240.06	C
02/20	Tax Distribution	0	210.36	C
02/21	Tax Distribution	0	169.43	C
02/21	Tax Distribution	0	636.72	C
02/21	Tax Distribution	0	341.73	C
02/22	Tax Distribution	0	101.55	C

Pinal County Treasurer

Monthly Statement

Date Range: 2/1/2019 to 2/28/2019

02/22	Tax Distribution	0	647.50	C
02/22	Tax Distribution	0	228.40	C
02/22	Tax Distribution	0	82.08	C
02/25	Tax Distribution	0	203.59	C
02/25	Tax Distribution	0	1,027.13	C
02/25	Tax Distribution	0	315.19	C
02/25	Tax Distribution	0	151.27	C
02/26	Tax Distribution	0	860.56	C
02/26	Tax Distribution	0	725.85	C
02/26	Tax Distribution	0	508.94	C
02/27	Tax Distribution	0	718.94	C
02/27	Tax Distribution	0	1,805.05	C
02/27	Tax Distribution	0	528.13	C
02/27	Tax Distribution	0	399.67	C
02/28	Tax Distribution	0	760.06	C
02/28	Tax Distribution	0	394.57	C
02/28	Tax Distribution	0	459.57	C
02/28	Tax Distribution	0	395.70	C
02/28	Tax Distribution	0	261.78	C
12100.2017 2017 Personal Property Taxes			Source Code Total: 106.23	
02/01	Tax Distribution	0	10.22	C
02/01	Tax Distribution	0	13.65	C
02/04	Tax Distribution	0	10.00	C
02/06	Tax Distribution	0	.75	C
02/11	Tax Distribution	0	2.39	C
02/13	Tax Distribution	0	7.54	C
02/14	Tax Distribution	0	9.78	C
02/14	Tax Distribution	0	.17	C
02/19	Tax Distribution	0	12.47	C
02/19	Tax Distribution	0	17.32	C
02/20	Tax Distribution	0	1.97	C
02/22	Tax Distribution	0	9.77	C
02/25	Tax Distribution	0	2.21	C
02/27	Tax Distribution	0	7.05	C
02/27	Tax Distribution	0	.20	C
02/28	Tax Distribution	0	.74	C
12100.2018 2018 Personal Property Taxes			Source Code Total: 2,095.89	
02/01	Tax Distribution	0	31.34	C
02/01	Tax Distribution	0	1.94	C
02/01	Tax Distribution	0	13.52	C
02/04	Tax Distribution	0	21.02	C
02/04	Tax Distribution	0	19.09	C
02/04	Tax Distribution	0	32.19	C
02/04	Tax Distribution	0	19.97	C
02/05	Tax Distribution	0	33.22	C
02/05	Tax Distribution	0	26.14	C
02/05	Tax Distribution	0	1.34	C
02/06	Tax Distribution	0	5.05	C
02/06	Tax Distribution	0	39.92	C
02/06	Tax Distribution	0	43.08	C
02/06	Tax Distribution	0	1.13	C
02/07	Tax Distribution	0	6.19	C
02/07	Tax Distribution	0	19.54	C
02/07	Tax Distribution	0	4.51	C
02/07	Tax Distribution	0	10.38	C
02/08	Tax Distribution	0	(.11)	C
02/08	Tax Distribution	0	5.98	C

Pinal County Treasurer

Monthly Statement

Date Range: 2/1/2019 to 2/28/2019

02/08	Tax Distribution	0	2.18	C
02/08	Tax Distribution	0	1.33	C
02/11	Tax Distribution	0	14.42	C
02/11	Tax Distribution	0	17.84	C
02/11	Tax Distribution	0	7.87	C
02/12	Tax Distribution	0	98.83	C
02/12	Tax Distribution	0	27.88	C
02/12	Tax Distribution	0	18.00	C
02/12	Tax Distribution	0	6.43	C
02/13	Tax Distribution	0	10.76	C
02/13	Tax Distribution	0	13.73	C
02/13	Tax Distribution	0	9.94	C
02/13	Tax Distribution	0	20.10	C
02/13	Tax Distribution	0	12.28	C
02/14	Tax Distribution	0	15.61	C
02/14	Tax Distribution	0	10.34	C
02/14	Tax Distribution	0	21.75	C
02/14	Tax Distribution	0	6.37	C
02/15	Tax Distribution	0	30.56	C
02/15	Tax Distribution	0	.33	C
02/15	Tax Distribution	0	10.49	C
02/19	Tax Distribution	0	163.85	C
02/19	Tax Distribution	0	35.24	C
02/20	Tax Distribution	0	10.40	C
02/20	Tax Distribution	0	65.89	C
02/20	Tax Distribution	0	27.18	C
02/20	Tax Distribution	0	35.61	C
02/20	Tax Distribution	0	5.35	C
02/21	Tax Distribution	0	58.34	C
02/21	Tax Distribution	0	73.08	C
02/21	Tax Distribution	0	27.69	C
02/22	Tax Distribution	0	21.77	C
02/22	Tax Distribution	0	62.39	C
02/22	Tax Distribution	0	5.08	C
02/22	Tax Distribution	0	7.57	C
02/25	Tax Distribution	0	36.44	C
02/25	Tax Distribution	0	21.22	C
02/25	Tax Distribution	0	53.75	C
02/25	Tax Distribution	0	16.22	C
02/26	Tax Distribution	0	151.43	C
02/26	Tax Distribution	0	18.96	C
02/26	Tax Distribution	0	42.19	C
02/27	Tax Distribution	0	127.43	C
02/27	Tax Distribution	0	79.30	C
02/27	Tax Distribution	0	51.13	C
02/27	Tax Distribution	0	39.65	C
02/28	Tax Distribution	0	66.41	C
02/28	Tax Distribution	0	63.80	C
02/28	Tax Distribution	0	28.41	C
02/28	Tax Distribution	0	7.63	C
21100.40 Wells Fargo Bank Investment Interest			Source Code Total: 5.48	
02/01	Investment Interest	0	5.48	C
21100.41 Wells Fargo Repo Investment Interest			Source Code Total: 320.97	
02/01	Investment Interest	0	320.97	C
21100.43 Wells Fargo Trust Investment Interest			Source Code Total: 15.05	
02/04	Investment Interest	0	15.05	C
21100.46 Wells Fargo Investment Investment Interest			Source Code Total: 141.28	

Pinal County Treasurer

Monthly Statement

Date Range: 2/1/2019 to 2/28/2019

02/04	Investment Interest	0	4.14	C
02/19	Investment Interest	0	64.37	C
02/25	Investment Interest	0	72.77	C
21100.55 Multi-Bank Securities Investment Interest			Source Code Total: 59.22	
02/01	Investment Interest	0	24.29	C
02/15	Investment Interest	0	34.93	C
21100.70 Vining Sparks Investment Interest			Source Code Total: 717.30	
02/08	Investment Interest	0	132.45	C
02/11	Investment Interest	0	84.09	C
02/19	Investment Interest	0	101.90	C
02/19	Investment Interest	0	56.54	C
02/22	Investment Interest	0	62.25	C
02/25	Investment Interest	0	69.46	C
02/25	Investment Interest	0	54.06	C
02/25	Investment Interest	0	137.22	C
02/28	Investment Interest	0	19.33	C
90400.0 Refund Interest			Source Code Total: (2.65)	
02/14	157360 104-12-097C3 2018 Adjustment/Corr Refund	157360	(2.33)	D
02/21	157422 103-04-039B5 2017 Adjustment/Corr Refund	157422	(.25)	D
02/21	157422 103-04-039B5 2018 Adjustment/Corr Refund	157422	(.07)	D
90930.0 Warrants Redeemed			Source Code Total: (194,059.05)	
02/01	Paid Warrants	0	(4,854.47)	D
02/06	Paid Warrants	0	(90,143.08)	D
02/08	Paid Warrants	0	(52,309.14)	D
02/11	Paid Warrants	0	(9,070.55)	D
02/12	Paid Warrants	0	(351.32)	D
02/20	Paid Warrants	0	(20,657.50)	D
02/21	Paid Warrants	0	(11,921.19)	D
02/26	Paid Warrants	0	(4,751.80)	D
	6116421101 Superstition Fire & Medical Dist Capital Projects		**Ending Balance: 671,231.20**	

Warrant Detail

Payee Name	Warrant	Amount	Issue Dt	Status Dt	Voucher
6116421101 Superstition Fire & Medical Dist Capital Projects				Account Total: 195,154.05	
Fund: 1107				Fund Total: 195,154.05	
Status: OUTS				Status Total: 1,095.00	
CITY OF MESA	1107000554	1,095.00	02/20/19	02/20/19	
Status: PAID				Status Total: 194,059.05	
PINNACLE PEAK HOLDING CORP	1107000540	4,854.47	01/16/19	02/01/19	
GOVDIRECT, INC	1107000541	351.32	01/30/19	02/12/19	
L.N. CURTIS & SONS	1107000542	9,070.55	01/30/19	02/11/19	
MOTOROLA SOLUTIONS, INC	1107000543	52,309.14	01/30/19	02/08/19	
MATLICK ENTERPRISES INC DBA	1107000544	90,143.08	01/30/19	02/06/19	
AZ DEPT OF REVENUE-SALES TAX	1107000550	287.18	02/13/19	02/20/19	
L.N. CURTIS & SONS	1107000551	11,921.19	02/13/19	02/21/19	
TOP CAT ENTERPRISES, LLC	1107000552	20,370.32	02/13/19	02/20/19	
CHASE	1107000553	4,751.80	02/20/19	02/26/19	

	Count	Amount
Total OUTS:	1	1,095.00
Total PAID:	9	194,059.05

3/4/19
1:23:19 PM

Superstition Fire & Medical District

Balance Sheet

As of 2/28/2019

FUND: (200) Capital Projects Fund

Assets

Current Assets		
Fund Cash - Capital Projects	$670,136.20 - $670,136.20 (H)	
Due From other funds	1,125,147.68	
Total Current Assets		$1,795,283.88
Total Assets		$1,795,283.88

Liabilities and Equity

Current Liabilities		
Sales Tax Payable	$266.10	
Total Current Liabilities		$266.10
Total Liabilities		$266.10
Equity		
Fund Balance - Capital Projects	$2,314,681.39	
Current Year Profit/Loss	(519,663.61)	
Total Equity		1,795,017.78
Total Liabilities and Equity		$1,795,283.88

ink. from CHASE

Manage your account online: www.chase.com/ink | Customer Service 1-800-945-2028 | Chase Mobile® app today



New Balance
$17,652.26

Minimum Payment Due
$3,530.00

Payment Due Date
03/04/19

Late Payment Warning: If we do not receive your minimum payment by the due date, you may have to pay up to a $39 late fee.

Minimum Payment Warning: Enroll in Auto-Pay and avoid missing a payment. To enroll, call the number on the back of your card or go to the web site listed above.

200F

$4,751.80

I

ACCOUNT SUMMARY

Account Number: 4246 3152 5232 6481	
Previous Balance	$8,276.98
Payment, Credits	-$8,711.09
Purchases	+$18,086.37
Cash Advances	$0.00
Balance Transfers	$0.00
Fees Charged	$0.00
Interest Charged	$0.00
New Balance	**$17,652.26**
Opening/Closing Date	01/11/19 - 02/10/19
Credit Limit	$50,000
Available Credit	$32,347
Cash Access Line	$10,000
Available for Cash	$10,000
Past Due Amount	$0.00
Balance over the Credit Limit	$0.00

VENDOR # Chason
ACCOUNT #
APPROVAL
DATE PAID 2/20/19
WARRANT #
553

YOUR ACCOUNT MESSAGES

& Item was transferred from lost / stolen account.

0000001 FIS33339 C 1 Y 9 10 19/02/10 Page 1 of 3 06630 MA DA 16432 041100000100016432 01

CHASE ink.

P.O. BOX 15123
WILMINGTON, DE 19850-5123
For Undeliverable Mail Only

Get updates on the go
Log on to chase.com/alerts

4246315252326481003530000017652260000000002

Payment Due Date:	03/04/19
New Balance:	$17,652.26
Minimum Payment:	$3,530.00

Account number: 4246 3152 5232 6481

$_____ Amount Enclosed
Make/Mail to Chase Card Services at the address below:

16432 BEX 9 04119 C
ROGER WOOD
SUPERSTITION FIRE
565 N IDAHO RD
APACHE JUNCTION AZ 85119-4014

CARDMEMBER SERVICE
PO BOX 6294
CAROL STREAM IL 60197-6294

5000160 28 15952523264815

ACCOUNT ACTIVITY

Date of Transaction	Merchant Name or Transaction Description		$ Amount			
01/20	& Payment ThankYou Image Check		-51.80			
01/20	& Payment ThankYou Image Check		-3,391.23			
01/20	& Payment ThankYou Image Check		-4,833.95			
01/22	& USPS PO 0302590130 APACHE JUNCTI AZ	16857	4.28	100F		
	ROGER WOOD					
	TRANSACTIONS THIS CYCLE (CARD 6481) $8272.70-					
	INCLUDING PAYMENTS RECEIVED					
02/02	& WAL-MART #1381 APACHE JUNCTI AZ	16970	32.81	100F		
	JEFF CRANMER					
	TRANSACTIONS THIS CYCLE (CARD 6549) $32.81					
01/14	& WAL-MART #1381 APACHE JUNCTI AZ	16859	9.72	150F		
01/15	& OFFICEMAX/DEPOT 6678 APACHE JUNCTI AZ	16858	71.94	100F		
02/07	NATIONAL REGISTRY EMT 614-888-4484 OH	16947	20.00	100F		
	RICHARD OCHS					
	TRANSACTIONS THIS CYCLE (CARD 6580) $101.66					
01/20	& AMZN Mktp US Amzn.com/bill WA	16808	-24.88	100F		
01/10	& AMZN Mktp US*MB4UU1TG1 Amzn.com/bill WA	16808	24.69	100F		
01/10	& AMZN Mktp US*MB9F29TP1 Amzn.com/bill WA	16808	24.88	100F		
01/11	& AMZN Mktp US*MB9EL5TS1 Amzn.com/bill WA	16808	24.67	100F		
01/10	& AMZN Mktp US*MB3YP0CX2 Amzn.com/bill WA	16808	24.69	100F		
01/11	& AMZN Mktp US*MB4F94A41 Amzn.com/bill WA	16808	4.98	100F		
01/11	& AMZN Mktp US*MB2BD4OD2 Amzn.com/bill WA	16808	24.68	100F		
01/11	& AMZN Mktp US*MB97L3A00 Amzn.com/bill WA	16808	4.98	100F		
01/11	& AMZN Mktp US*MB8718A10 Amzn.com/bill WA	16808	4.98	100F		
01/15	& USPS PO 0302590130 APACHE JUNCTI AZ	16841	27.45	100F		
01/17	& STAPLS7211746149000001 877-8267755 NJ	16850	768.90	100F		
01/19	& STAPLES 00113209 MESA AZ	16850	36.73	100F		
01/19	& STAPLS7211746149000002 877-8267755 NJ	16850	32.63	100F		
01/23	& STAPLS7212002190000001 877-8267755 NJ	16850	82.68	100F		
01/25	& FEDEX 91609225 800-4633339 TN	16874	169.40	100F		
02/07	CHANNING BETE CO AHA 800-828-2827 MA	16916	396.35	100F		
	KELLY BARTZ					
	TRANSACTIONS THIS CYCLE (CARD 6598) $1627.81					
01/20	& AQUARIUS FRONT DESK 8886625825 NV	16832	-21.39	100F		
01/20	& AQUARIUS FRONT DESK 8886625825 NV	16832	-21.39	100F		
01/20	& AQUARIUS FRONT DESK 8886625825 NV	16949	-21.39	100F		
01/20	& AQUARIUS FRONT DESK 8886625825 NV	16949	-21.99	100F		
01/15	& AQUARIUS RESERVATIONS 8886625825 NV	16832	129.36	100F		
01/15	& AQUARIUS RESERVATIONS 8886625825 NV	16832	129.36	100F		
01/15	& AQUARIUS RESERVATIONS 8886625825 NV	16949	129.96	100F		
01/15	& AQUARIUS RESERVATIONS 8886625825 NV	16949	129.36	100F		
01/15	& AQUARIUS RESERVATIONS 8886625825 NV	16949	129.36	100F		
01/18	& HP *HP.COM STORE 888-345-5409 CA	16854	691.56	100F		
01/22	& AMZN Mktp US*MB8D338O0 Amzn.com/bill WA	16853	192.24	100F		
01/29	& VISTAPR*VistaPrint.com 866-8936743 MA	16996	23.79	100F		
02/01	& AMZN Mktp US*MB0JV9UG0 Amzn.com/bill WA	16909	183.49	100F		
02/05	Center for Public Safety 703-691-4620 VA	16978	224.95	100F		
	ANNA BUTEL					
	TRANSACTIONS THIS CYCLE (CARD 6655) $1877.27	100F				
01/14	& AMZN Mktp US*MB6VY9P10 Amzn.com/bill WA 16970 $1099		21.98	16971	$1099	150F
01/16	& FIRE INNOVATIONS 707-763-9900 CA	16970	727.22			
01/17	& PAYPAL *FONTAINEBRA 402-935-7733 CA	16970	159.80			
01/23	& AMZN Mktp US*MB9V541P2 Amzn.com/bill WA	16970	71.88			
01/26	& HOLIDAY INN EXP&STES ORO ORO VALLEY AZ	16970	136.32			
01/26	& HOLIDAY INN EXP&STES ORO ORO VALLEY AZ	16970	136.32			
01/26	& HOLIDAY INN EXP&STES ORO ORO VALLEY AZ	16970	171.81			
01/30	& NOREGON SYSTEMS INC 336-615-8532 NC	16970	900.00			
01/30	& AMZN Mktp US*MB1XA1BE2 Amzn.com/bill WA	16970	22.32			
02/04	FEDEX 468291318 800-4633339 TN	16970	18.34			
02/05	Amazon.com*MI4HY3O50 Amzn.com/bill WA	16970	92.48			
02/07	ADOBE *ACROPRO SUBS 800-833-6687 CA	16970	16.43			
02/07	Simpson Toolbox 480-844-0042 AZ	16970	710.97			
	VAUGHN CROSHAW					
	TRANSACTIONS THIS CYCLE (CARD 0687) $3185.87	200F				
01/25	& FOREMOST MEDICAL EQUIP 585-586-4880 NY 16942 $4751.50		7,082.75	16943	$2,375.50	400F
01/25	& FOREMOST MEDICAL EQUIP 585-586-4880 NY 16942 200F $2994		44.95	16943	$1.498	400F
01/29	& FOREMOST MEDICAL EQUIP 585-586-4880 NY	16941	106.00	400F		

ACCOUNT ACTIVITY (CONTINUED)

Date of Transaction	Merchant Name or Transaction Description		$ Amount	
01/31	& FOREMOST MEDICAL EQUIP 585-586-4880 NY	16944	391.00	400F
01/31	& FIRESMARTPROMOS.COM 717-532-2131 PA	16945	420.00	100F
01/31	& CHANNING BETE CO AHA 800-828-2827 MA	16940	152.80	400F
	TINA GEROLA			
	TRANSACTIONS THIS CYCLE (CARD 6473) $8197.50			
02/02	WAL-MART #2482 MESA AZ		-323.07	fraud reversal
01/15	& SP * THESUPPLYCACHE.CO HTTPSTHESUPPL CO	16844	43.00	100F
01/17	& CENTARIZONA BS#6180 APACHE JUNCTI AZ	16865	1,283.03	100F
02/02	& WAL-MART #2482 MESA AZ		323.07	fraud
02/02	MYSTERY RANCH LTD 406-5851428 MT	16934	1,299.03	400F
	MARK GOMEZ			
	TRANSACTIONS THIS CYCLE (CARD 5114) $2625.06			

2019 Totals Year-to-Date	
Total fees charged in 2019	$0.00
Total interest charged in 2019	$0.00

Year-to-date totals do not reflect any fee or interest refunds you may have received.

QUALIFIED PROMOTIONAL FINANCING

Description	Total Qualified Amount	Remaining Balance	Expiration Date	Annual Percentage Rate (APR)	Deferred Interest	Accrued Deferred Interest	Promo Min Pay
Qualified promo trans	$11,899.73	$0.00	----	0.00%	----	----	----

INTEREST CHARGES

Your **Annual Percentage Rate (APR)** is the annual interest rate on your account.

Balance Type	Annual Percentage Rate (APR)	Balance Subject To Interest Rate	Interest Charges
PURCHASES			
Purchases	12.49%(v)(d)	- 0 -	- 0 -
CASH ADVANCES			
Cash Advances	21.49%(v)(d)	- 0 -	- 0 -
BALANCE TRANSFERS			
Balance Transfer	12.49%(v)(d)	- 0 -	- 0 -

31 Days in Billing Period

(v) = Variable Rate
(d) = Daily Balance Method (including new transactions)
(a) = Average Daily Balance Method (including new transactions)

Please see Information About Your Account section for the Calculation of Balance Subject to Interest Rate, Annual Renewal Notice, How to Avoid Interest on Purchases, and other important information, as applicable.

Superstition Fire & Medical District
Monthly Pinal County Treasurer's Bank Account Reconciliation

400 Special Revenue Fund

Reconciliation References:

A	Previous month's bank ending balance / current month's bank beginning balance
B	Interest Income
C	Current month's deposits/donations
D	Current month's Accounts Payable disbursements
E	Current month's bank ending balance
F	Cash Balance per G/L Balance Sheet
G	Chase MasterCard credit card payment – warrant #1105000269 (paid 2/20/19)

Superstition Fire & Medical District
Special Revenue (Fund 400) Cash Reconciliation
Fiscal Year 2018 - 2019
2/28/2019

		Deposits (Cash Receipts)	Cash Disbursements	Book Balance	
Book Balance as of:	2/1/2019			$44,997.88	A
Activity During the Month					
Journal Entries:					
Interest Income (Expense):		76.53		76.53	B
Cash Receipts					
46750	FEMA Grant Receipts			-	C
47020	AED Donations	1,500.00		1,500.00	
47100	EMS Cardiac Donations			-	
47110	EMS Equipment Donations			-	
47120	Prevention/Pub Ed Donations			-	
47130	General Donations	75.00		75.00	
Deposits				-	
Revenue Transfer				-	
Cash Disbursements					
A)	Accounts Payable		(4,590.83)	(4,590.83)	D
B)	Transfer In / Out			-	
C)	Refund Interest			-	
		$1,651.53	(4,590.83)	$42,058.58	

Pinal County Bank Balance

Ending Bank Balance as of:	2/28/2019	Balance from YTD Column	$ 42,058.58	E
		Check #		
Less: Outstanding Warrants			-	
			-	
			-	
			$ 42,058.58	
		Balance per B/S	$ 42,058.58	F
		Difference	$ -	

Prepared by: 3/4/19

Reviewed by: Roger Wood 3/5/19

Pinal County Treasurer

Monthly Statement

Date Range: 2/1/2019 to 2/28/2019

Account	Period	YTD		
6116422901	**Superstition Fire & Medical Dist Special Revenue**			
Begin Balance:	A 44,997.88	50,121.73		
Income:	1,651.53	30,221.25		
LOC Advance:	.00	.00		
Expense:	(4,590.83)	(38,284.40)	LOC:	.00
LOC Payments:	.00	.00	Warrants Outstanding:	.00
Cash Balance:	E 42,058.58	42,058.58	End:	42,058.58

Monthly Statement Summary

Source Code	Description		MTDAmount	YTDAmount
6116422901 Superstition Fire & Medical Dist Special Revenue		**Beginning Balance:**	44,997.88	50,121.73
21100.40	Wells Fargo Bank Investment Interest		.30	1.35
21100.41	Wells Fargo Repo Investment Interest		17.40	79.88
21100.43	Wells Fargo Trust Investment Interest		.82	5.88
21100.46	Wells Fargo Investment Investment Interest	B	9.18	112.68
21100.55	Multi-Bank Securities Investment Interest	$76.53	3.34	16.75
21100.70	Vining Sparks Investment Interest		45.49	239.05
21100.80	Stifel Nicolaus & Company Investment Interest		.00	53.86
73160.0	Deposits	C	1,575.00	29,286.00
73750.0	Revenue Transfer		.00	425.80
90930.0	Warrants Redeemed	D	(4,590.83)	(38,284.40)
		Ending Balance:	**42,058.58**	**42,058.58**

Monthly Statement Detail

Date	Notes	Doc #	Amount	C/D
6116422901 Superstition Fire & Medical Dist Special Revenue			**Beginning Balance: 44,997.88**	
21100.40 Wells Fargo Bank Investment Interest			Source Code Total: .30	
02/01	Investment Interest	0	.30	C
21100.41 Wells Fargo Repo Investment Interest			Source Code Total: 17.40	
02/01	Investment Interest	0	17.40	C
21100.43 Wells Fargo Trust Investment Interest			Source Code Total: .82	
02/04	Investment Interest	0	.82	C
21100.46 Wells Fargo Investment Investment Interest			Source Code Total: 9.18	
02/04	Investment Interest	0	.26	C
02/19	Investment Interest	0	4.20	C
02/25	Investment Interest	0	4.72	C
21100.55 Multi-Bank Securities Investment Interest			Source Code Total: 3.34	
02/01	Investment Interest	0	1.36	C
02/15	Investment Interest	0	1.98	C
21100.70 Vining Sparks Investment Interest			Source Code Total: 45.49	
02/08	Investment Interest	0	8.57	C
02/11	Investment Interest	0	5.48	C
02/19	Investment Interest	0	6.65	C
02/19	Investment Interest	0	3.23	C
02/22	Investment Interest	0	4.04	C
02/25	Investment Interest	0	4.01	C
02/25	Investment Interest	0	3.50	C
02/25	Investment Interest	0	8.89	C
02/28	Investment Interest	0	1.12	C
73160.0 Deposits			Source Code Total: 1,575.00	
02/13	400.10.47020.41 Meridian MHP/inv 5101/ck 1118	0	750.00	C
02/13	400.10.47020.41 Meridian MHP/inv 5101/ck 2734	0	750.00	C
02/20	400.10.47130.10 D Giel /inv 5119 / CASH	0	75.00	C

Pinal County Treasurer

Monthly Statement

Date Range: 2/1/2019 to 2/28/2019

90930.0 Warrants Redeemed			Source Code Total: (4,590.83)	
02/20	Paid Warrants	0	(266.10)	D
02/26	Paid Warrants	0	(4,324.73)	D
	6116422901 Superstition Fire & Medical Dist Special Revenue		**Ending Balance: 42,058.58**	

Warrant Detail

Payee Name	Warrant	Amount	Issue Dt	Status Dt	Voucher
6116422901 Superstition Fire & Medical Dist Special Revenue				Account Total: 4,590.83	
Fund: 1105				Fund Total: 4,590.83	
Status: PAID				Status Total: 4,590.83	
AZ DEPT OF REVENUE-SALES TAX	1105000268	266.10	02/13/19	02/20/19	
CHASE	1105000269	G 4,324.73	02/20/19	02/26/19	
	Count	Amount			
Total PAID:	2	4,590.83			

CASH RECEIPTS

February 2019 SPECIAL REVENUE DEPOSITS

Date	Control #	Amount	Account #	Description
2/13/2019		750.00	400.10.47020.41	Meridian MHP/inv 5101/ck 1118
		750.00	400.10.47020.41	Meridian MHP/inv 5101/ck 2734
		1,500.00		
2/20/2019		75.00	400.10.47130.10	D Giel /inv 5119 / CASH
		75.00		
February 2019 Totals		**1,575.00**		

(C)

3/4/2019

Superstition Fire & Medical District

AR Payment Register (Detail)

Bank ID: Equal To S

Check No. / Payment ID	Payee Name / Customer Name	Invoice No. / Account Number		Amount Paid
BANK: S - SPECIAL REVENUE FUND				
DEPOSIT: 2,513	**DATE: 02/13/19**			
1118	Meridian MHP/inv 5101/ck 1118 X (DONATION)	Check Invoice : 005101		$750.00 $750.00
			CHECK # 1118 TOTAL:	$750.00
2734	Meridian MHP/inv 5101/ck 2734 X (DONATION)	Check Invoice : 005101		$750.00 $750.00
			CHECK # 2734 TOTAL:	$750.00
			DEPOSIT 2,513 TOTAL:	**$1,500.00**
DEPOSIT: 2,519	**DATE: 02/20/19**			
5118	D Giel /inv 5119 / CASH X (DONATION)	Cash Invoice : 005119		$75.00 $75.00
			CASH TOTAL:	$75.00
			DEPOSIT 2,519 TOTAL:	**$75.00**
			TOTAL FOR BANK ID: S	**$1,575.00**

GRAND TOTAL OF ALL CHECKS:	$1,500.00
GRAND TOTAL OF ALL CREDIT CARDS:	$0.00
GRAND TOTAL OF ALL CASH:	$75.00
GRAND TOTAL OF ALL EFT:	$0.00
GRAND TOTAL OF ALL PAYMENTS:	**$1,575.00**
GRAND TOTAL OF ALL ADJUSTMENTS:	$0.00
COMBINED TOTAL:	**$1,575.00**

(c)

Superstition Fire & Medical District

AP Check Register (Current by Bank)

Check Dates: 2/1/2019 to 2/28/2019

Check No.	Date	Status*	Vendor ID	Payee Name	Amount
BANK ID: S - SPECIAL REVENUE FUND					**400-10-10400-10**
268	02/13/19	P	ARIDER	AZ Dept of Revenue-Sales Tax	$266.10
269	02/20/19	P	CHASEM	Chase	$4,324.73
				BANK S REGISTER TOTAL:	**$4,590.83**
				GRAND TOTAL :	**$4,590.83**

D

*** Check Status Types: "P" - Printed ; "M" - Manual ; "V" - Void (Void Date); "A" - Application; "E" - EFT**
**** Denotes broken check sequence.**

3/4/19
1:23:09 PM

Superstition Fire & Medical District

Balance Sheet

As of 2/28/2019

FUND: (400) Special Revenue Fund

Assets

Current Assets		
Fund Cash - Special Revenue Fund	$42,058.58	
Total Current Assets		$42,058.58
Total Assets		$42,058.58

F

Liabilities and Equity

Current Liabilities		
Sales Tax Payable	$239.23	
Total Current Liabilities		$239.23
Total Liabilities		$239.23
Equity		
Fund Balance - Special Revenue Fund	$50,107.95	
Current Year Profit/Loss	(8,288.60)	
Total Equity		41,819.35
Total Liabilities and Equity		$42,058.58

ink. from CHASE

www.chase.com/ink | 1-800-945-2028 | Chase Mobile® app today

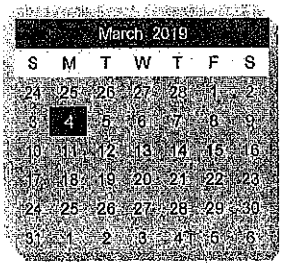

New Balance
$17,652.26

Minimum Payment Due
$3,530.00

Payment Due Date
03/04/19

Late Payment Warning: If we do not receive your minimum payment by the due date, you may have to pay up to a $39 late fee.

Minimum Payment Warning: Enroll in Auto-Pay and avoid missing a payment. To enroll, call the number on the back of your card or go to the web site listed above.

ACCOUNT SUMMARY

Account Number: 4246 3152 5232 6481	
Previous Balance	$9,276.98
Payment, Credits	$8,711.09
Purchases	+$18,086.37
Cash Advances	$0.00
Balance Transfers	$0.00
Fees Charged	$0.00
Interest Charged	$0.00
New Balance	**$17,652.26**
Opening/Closing Date	01/11/19 - 02/10/19
Credit Limit	$50,000
Available Credit	$32,347
Cash Access Line	$10,000
Available for Cash	$10,000
Past Due Amount	$0.00
Balance over the Credit Limit	$0.00

400F (G)

$4,324.73

VENDOR # Chasem
ACCOUNT #
APPROVAL
DATE PAID 2/20/19
WARRANT #

269

YOUR ACCOUNT MESSAGES

& Item was transferred from lost / stolen account.

0000001 FIS33339 C 1 Y 9 10 19/02/10 Page 1 of 3 06630 MA DA 16432 041100000100016432 01

CHASE ink.

P.O. BOX 15123
WILMINGTON, DE 19850-5123
For Undeliverable Mail Only

Get updates on the go
Log on to chase.com/alerts

4246315252326481003530000017652260000000002

Payment Due Date:	03/04/19
New Balance:	$17,652.26
Minimum Payment:	$3,530.00

Account number: 4246 3152 5232 6481

$_____ Amount Enclosed
Make/Mail to Chase Card Services at the address below:

16432 BEX 9 04119 C
ROGER WOOD
SUPERSTITION FIRE
565 N IDAHO RD
APACHE JUNCTION AZ 85119-4014

CARDMEMBER SERVICE
PO BOX 6294
CAROL STREAM IL 60197-6294

5000160 28 15952523264815

ACCOUNT ACTIVITY

Date of Transaction	Merchant Name or Transaction Description		$ Amount			
01/20	& Payment ThankYou Image Check		-51.80			
01/20	& Payment ThankYou Image Check		-3,391.23			
01/20	& Payment ThankYou Image Check		-4,833.95			
01/22	& USPS PO 0302590130 APACHE JUNCTI AZ	16857	4.28	100F		
	ROGER WOOD					
	TRANSACTIONS THIS CYCLE (CARD 6481) $8272.70-					
	INCLUDING PAYMENTS RECEIVED					
02/02	& WAL-MART #1381 APACHE JUNCTI AZ	16970	32.81	100F		
	JEFF CRANMER					
	TRANSACTIONS THIS CYCLE (CARD 6549) $32.81					
01/14	& WAL-MART #1381 APACHE JUNCTI AZ	16859	9.72	150F		
01/15	& OFFICEMAX/DEPOT 6678 APACHE JUNCTI AZ	16858	71.94	100F		
02/07	NATIONAL REGISTRY EMT 614-888-4484 OH	16947	20.00	100F		
	RICHARD OCHS					
	TRANSACTIONS THIS CYCLE (CARD 6580) $101.66					
01/20	& AMZN Mktp US Amzn.com/bill WA	16808	-24.88	100F		
01/10	& AMZN Mktp US*MB4UU1TG1 Amzn.com/bill WA	16808	24.69	100F		
01/10	& AMZN Mktp US*MB9F29TP1 Amzn.com/bill WA	16808	24.88	100F		
01/11	& AMZN Mktp US*MB9EL5TS1 Amzn.com/bill WA	16808	24.67	100F		
01/10	& AMZN Mktp US*MB3YP0CX2 Amzn.com/bill WA	16808	24.69	100F		
01/11	& AMZN Mktp US*MB4F94A41 Amzn.com/bill WA	16808	4.98	100F		
01/11	& AMZN Mktp US*MB2BD4OD2 Amzn.com/bill WA	16808	24.68	100F		
01/11	& AMZN Mktp US*MB97L3A00 Amzn.com/bill WA	16808	4.98	100F		
01/11	& AMZN Mktp US*MB8718A10 Amzn.com/bill WA	16808	4.98	100F		
01/15	& USPS PO 0302590130 APACHE JUNCTI AZ	16841	27.45	100F		
01/17	& STAPLS7211746149000001 877-8267755 NJ	16850	768.90	100F		
01/19	& STAPLES 00113209 MESA AZ	16850	36.73	100F		
01/19	& STAPLS7211746149000002 877-8267755 NJ	16850	32.63	100F		
01/23	& STAPLS7212002190000001 877-8267755 NJ	16850	82.68	100F		
01/25	& FEDEX 91609225 800-4633339 TN	16874	169.40	100F		
02/07	CHANNING BETE CO AHA 800-828-2827 MA	16916	396.35	100F		
	KELLY BARTZ					
	TRANSACTIONS THIS CYCLE (CARD 6598) $1627.81					
01/20	& AQUARIUS FRONT DESK 8886625825 NV	16832	-21.39	100F		
01/20	& AQUARIUS FRONT DESK 8886625825 NV	16832	-21.39	100F		
01/20	& AQUARIUS FRONT DESK 8886625825 NV	16949	-21.39	100F		
01/20	& AQUARIUS FRONT DESK 8886625825 NV	16949	-21.99	100F		
01/15	& AQUARIUS RESERVATIONS 8886625825 NV	16832	129.36	100F		
01/15	& AQUARIUS RESERVATIONS 8886625825 NV	16832	129.36	100F		
01/15	& AQUARIUS RESERVATIONS 8886625825 NV	16949	129.96	100F		
01/15	& AQUARIUS RESERVATIONS 8886625825 NV	16949	129.36	100F		
01/15	& AQUARIUS RESERVATIONS 8886625825 NV	16949	129.36	100F		
01/18	& HP *HP.COM STORE 888-345-5409 CA	16854	691.56	100F		
01/22	& AMZN Mktp US*MB8D338O0 Amzn.com/bill WA	16853	192.24	100F		
01/29	& VISTAPR*VistaPrint.com 866-8936743 MA	16996	23.79	100F		
02/01	& AMZN Mktp US*MB0JV9UG0 Amzn.com/bill WA	16909	183.49	100F		
02/05	Center for Public Safety 703-691-4620 VA	16978	224.95	100F		
	ANNA BUTEL					
	TRANSACTIONS THIS CYCLE (CARD 6655) $1877.27	100F				
01/14	& AMZN Mktp US*MB6VY9P10 Amzn.com/bill WA	16970 $1099	21.98	16971	$1099	150F
01/16	& FIRE INNOVATIONS 707-763-9900 CA	16970	727.22			
01/17	& PAYPAL *FONTAINEBRA 402-935-7733 CA	16970	159.80			
01/23	& AMZN Mktp US*MB9V541P2 Amzn.com/bill WA	16970	71.88			
01/26	& HOLIDAY INN EXP&STES ORO ORO VALLEY AZ	16970	136.32			
01/26	& HOLIDAY INN EXP&STES ORO ORO VALLEY AZ	16970	136.32			
01/26	& HOLIDAY INN EXP&STES ORO ORO VALLEY AZ	16970	171.81			
01/30	& NOREGON SYSTEMS INC 336-615-8532 NC	16970	900.00			
01/30	& AMZN Mktp US*MB1XA1BE2 Amzn.com/bill WA	16970	22.32			
02/04	FEDEX 468291318 800-4633339 TN	16970	18.34			
02/05	Amazon.com*MI4HY3O50 Amzn.com/bill WA	16970	92.48			
02/07	ADOBE *ACROPRO SUBS 800-833-6687 CA	16970	16.43			
02/07	Simpson Toolbox 480-844-0042 AZ	16970	710.97			
	VAUGHN CRUSHAW					
	TRANSACTIONS THIS CYCLE (CARD 0687) $3185.87	200F				
01/25	& FOREMOST MEDICAL EQUIP 585-586-4880 NY	16942 $4751	7,082.75	16943	$2,375.50	400F
01/25	& FOREMOST MEDICAL EQUIP 585-586-4880 NY	16942 200F $2996	44.95	16943	$1,498	400F
01/29	& FOREMOST MEDICAL EQUIP 585-586-4880 NY	16941	106.00	400F		

ACCOUNT ACTIVITY (CONTINUED)

Date of Transaction	Merchant Name or Transaction Description		$ Amount	
01/31	& FOREMOST MEDICAL EQUIP 585-586-4880 NY	16944	391.00	400F
01/31	& FIRESMARTPROMOS.COM 717-532-2131 PA	16945	420.00	100F
01/31	& CHANNING BETE CO AHA 800-828-2827 MA	16940	152.80	400F
	TINA GEROLA			
	TRANSACTIONS THIS CYCLE (CARD 6473) $8197.50			
02/02	WAL-MART #2482 MESA AZ		-323.07	fraud reversal
01/15	& SP * THESUPPLYCACHE.CO HTTPSTHESUPPL CO	16844	43.00	100F
01/17	& CENTARIZONA BS#6180 APACHE JUNCTI AZ	16865	1,283.03	100F
02/02	& WAL-MART #2482 MESA AZ		323.07	fraud
02/02	MYSTERY RANCH LTD 406-5851428 MT	16934	1,299.03	400F
	MARK GOMEZ			
	TRANSACTIONS THIS CYCLE (CARD 5114) $2625.06			

2019 Totals Year-to-Date	
Total fees charged in 2019	$0.00
Total interest charged in 2019	$0.00

Year-to-date totals do not reflect any fee or interest refunds you may have received.

QUALIFIED PROMOTIONAL FINANCING

Description	Total Qualified Amount	Remaining Balance	Expiration Date	Annual Percentage Rate (APR)	Deferred Interest	Accrued Deferred Interest	Promo Min Pay
Qualified promo trans	$11,899.73	$0.00	----	0.00%	----	----	----

INTEREST CHARGES

Your **Annual Percentage Rate (APR)** is the annual interest rate on your account.

Balance Type	Annual Percentage Rate (APR)	Balance Subject To Interest Rate	Interest Charges
PURCHASES			
Purchases	12.49%(v)(d)	- 0 -	- 0 -
CASH ADVANCES			
Cash Advances	21.49%(v)(d)	- 0 -	- 0 -
BALANCE TRANSFERS			
Balance Transfer	12.49%(v)(d)	- 0 -	- 0 -

31 Days In Billing Period

(v) = Variable Rate
(d) = Daily Balance Method (including new transactions)
(a) = Average Daily Balance Method (including new transactions)

Please see Information About Your Account section for the Calculation of Balance Subject to Interest Rate, Annual Renewal Notice, How to Avoid Interest on Purchases, and other Important Information, as applicable.

Superstition Fire & Medical District
Monthly Pinal County Treasurer's Bank Account Reconciliation

500 Debt Principal Fund

Reconciliation References:

A	Previous month's bank ending balance / current month's bank beginning balance
B	Interest Income
C	Current month's property tax receipts (real and personal)
D	Current month's refunded interest
E	Current month's bank ending balance
F	Cash Balance per G/L Balance Sheet *consolidated account ending 1407 (original bond account) into 1409 (refinanced bond account)

Superstition Fire & Medical District
Debt Retirement Principal (Fund 500) Cash Reconciliation
Fiscal Year 2018 - 2019
2/28/2019

		Deposits (Cash Receipts)	Cash Disbursements	Book Balance	
Book Balance as of:	2/1/2019			$573,852.58	A
Activity During the Month					
Journal Entries:					
Interest Income (Expense):		813.88		813.88	B
Cash Receipts					
2009 Real Estate Taxes				-	C
2010 Real Estate Taxes				-	
2011 Real Estate Taxes				-	
2012 Real Estate Taxes				-	
2013 Real Estate Taxes				-	
2014 Real Estate Taxes				-	
2015 Real Estate Taxes				-	
2016 Real Estate Taxes		(1.66)		(1.66)	
2017 Real Estate Taxes		2,392.56		2,392.56	
2018 Real Estate Taxes		14,812.69		14,812.69	
2008 Pers. Prop. Taxes				-	
2009 Pers. Prop. Taxes				-	
2010 Pers. Prop. Taxes		0.33		0.33	
2011 Pers. Prop. Taxes				-	
2012 Pers. Prop. Taxes				-	
2013 Pers. Prop. Taxes		1.22		1.22	
2014 Pers. Prop. Taxes		1.09		1.09	
2015 Pers. Prop. Taxes		7.11		7.11	
2016 Pers. Prop. Taxes		16.69		16.69	
2017 Pers. Prop. Taxes		58.03		58.03	
2018 Pers. Prop. Taxes		1,324.18		1,324.18	
SRP Contributions				-	
Deposits				-	
Revenue Transfer				-	
Cash Disbursements					
A) Accounts Payable				-	
B) Transfer In / Out				-	
C) Refund Interest			(1.87)	(1.87)	D
		$19,426.12	(1.87)	$593,276.83	
Pinal County Bank Balance					
Ending Bank Balance as of:	2/28/2019	Balance from YTD Column		$ 593,276.83	E
			Check #		
Less: Outstanding Warrants				-	
Plus: Deposits in Transit				-	
				-	
				$ 593,276.83	
			Balance per B/S	$ 593,276.83	F
			Difference	$ -	

Prepared by: Jennifer Burke 3/4/19

Reviewed by: Roger Ward 3/5/19

Pinal County Treasurer

Monthly Statement

Date Range: 2/1/2019 to 2/28/2019

Account	Period	YTD		
6116421409	**Super Fire & Med Debt Refunding Prin Series 2018**			
Begin Balance:	A 573,852.58	.00		
Income:	19,425.76	593,278.34		
LOC Advance:	.00	.00		
Expense:	(1.51)	(1.51)	LOC:	.00
LOC Payments:	.00	.00	Warrants Outstanding:	.00
Cash Balance:	E 593,276.83	593,276.83	End:	593,276.83

Monthly Statement Summary

Source Code	Description		MTDAmount	YTDAmount
6116421409 Super Fire & Med Debt Refunding Prin Series 2018		**Beginning Balance:**	573,852.58	.00
11100.2018	2018 Real Estate Taxes		14,812.69	376,268.39
12100.2018	2018 Personal Property Taxes		1,324.18	36,626.14
14100.0	Salt River Contribution		.00	9,028.03
18200.2009	2009 Taxes Transferred		.00	.70
18200.2010	2010 Taxes Transferred		.33	1.18
18200.2011	2011 Taxes Transferred	C	.00	1.54
18200.2012	2012 Taxes Transferred	$18,612.24	.00	137.40
18200.2013	2013 Taxes Transferred		1.22	256.31
18200.2014	2014 Taxes Transferred		1.09	19.57
18200.2015	2015 Taxes Transferred		7.11	44.59
18200.2016	2016 Taxes Transferred		15.03	128.49
18200.2017	2017 Taxes Transferred		2,450.59	4,358.39
21100.40	Wells Fargo Bank Investment Interest		3.74	10.20
21100.41	Wells Fargo Repo Investment Interest		218.89	563.12
21100.43	Wells Fargo Trust Investment Interest	B	10.26	32.26
21100.46	Wells Fargo Investment Investment Interest		88.58	547.66
21100.55	Multi-Bank Securities Investment Interest	$813.88	40.58	43.05
21100.70	Vining Sparks Investment Interest		451.83	1,202.97
21100.80	Stifel Nicolaus & Company Investment Interest		.00	307.44
73410.0	Reimbursement/Refund Payment		.00	7,045.20
73720.0	Sale of Bonds		.00	1,989.75
73750.0	Revenue Transfer	D <187>	(.36)	154,665.96
90400.0	Refund Interest		(1.51)	(1.51)
		Ending Balance:	**593,276.83**	**593,276.83**

Monthly Statement Detail

Date	Notes	Doc #	Amount	C/D
6116421409 Super Fire & Med Debt Refunding Prin Series 2018			**Beginning Balance: 573,852.58**	
11100.2018	2018 Real Estate Taxes		Source Code Total: 14,812.69	
02/01	Tax Distribution	0	106.70	C
02/01	Tax Distribution	0	26.23	C
02/01	Tax Distribution	0	30.41	C
02/01	Tax Distribution	0	42.81	C
02/04	Tax Distribution	0	147.76	C
02/04	Tax Distribution	0	142.24	C
02/04	Tax Distribution	0	109.07	C
02/04	Tax Distribution	0	69.01	C
02/05	Tax Distribution	0	34.55	C
02/05	Tax Distribution	0	125.80	C
02/05	Tax Distribution	0	83.77	C

Pinal County Treasurer

Monthly Statement

Date Range: 2/1/2019 to 2/28/2019

02/06	Tax Distribution	0	44.41	C
02/06	Tax Distribution	0	20.33	C
02/06	Tax Distribution	0	68.48	C
02/06	Tax Distribution	0	34.78	C
02/06	Tax Distribution	0	27.45	C
02/07	Tax Distribution	0	30.89	C
02/07	Tax Distribution	0	87.78	C
02/07	Tax Distribution	0	56.97	C
02/07	Tax Distribution	0	16.75	C
02/08	Tax Distribution	0	75.02	C
02/08	Tax Distribution	0	15.10	C
02/08	Tax Distribution	0	33.79	C
02/08	Tax Distribution	0	121.07	C
02/11	Tax Distribution	0	231.29	C
02/11	Tax Distribution	0	92.59	C
02/11	Tax Distribution	0	73.73	C
02/11	Tax Distribution	0	15.47	C
02/12	Tax Distribution	0	1,317.24	C
02/12	Tax Distribution	0	197.56	C
02/12	Tax Distribution	0	93.97	C
02/12	Tax Distribution	0	64.80	C
02/13	Tax Distribution	0	42.06	C
02/13	Tax Distribution	0	175.74	C
02/13	Tax Distribution	0	91.75	C
02/13	Tax Distribution	0	70.84	C
02/13	Tax Distribution	0	45.47	C
02/14	Tax Distribution	0	70.59	C
02/14	Tax Distribution	0	130.76	C
02/14	Tax Distribution	0	(3.66)	C
02/14	Tax Distribution	0	351.52	C
02/14	Tax Distribution	0	123.02	C
02/15	Tax Distribution	0	399.53	C
02/15	Tax Distribution	0	51.89	C
02/15	Tax Distribution	0	53.94	C
02/15	Tax Distribution	0	41.05	C
02/19	Tax Distribution	0	978.09	C
02/19	Tax Distribution	0	204.41	C
02/20	Tax Distribution	0	145.18	C
02/20	Tax Distribution	0	324.10	C
02/20	Tax Distribution	0	186.26	C
02/20	Tax Distribution	0	151.71	C
02/20	Tax Distribution	0	132.92	C
02/21	Tax Distribution	0	107.06	C
02/21	Tax Distribution	0	402.33	C
02/21	Tax Distribution	0	215.93	C
02/22	Tax Distribution	0	64.16	C
02/22	Tax Distribution	0	409.15	C
02/22	Tax Distribution	0	144.32	C
02/22	Tax Distribution	0	51.88	C
02/25	Tax Distribution	0	128.64	C
02/25	Tax Distribution	0	649.03	C
02/25	Tax Distribution	0	199.16	C
02/25	Tax Distribution	0	95.57	C
02/26	Tax Distribution	0	543.75	C
02/26	Tax Distribution	0	458.66	C
02/26	Tax Distribution	0	321.58	C
02/27	Tax Distribution	0	454.31	C

Pinal County Treasurer

Monthly Statement

Date Range: 2/1/2019 to 2/28/2019

02/27	Tax Distribution	0	1,140.52	C
02/27	Tax Distribution	0	333.70	C
02/27	Tax Distribution	0	252.51	C
02/28	Tax Distribution	0	480.25	C
02/28	Tax Distribution	0	249.34	C
02/28	Tax Distribution	0	290.40	C
02/28	Tax Distribution	0	250.04	C
02/28	Tax Distribution	0	165.41	C
12100.2018 2018 Personal Property Taxes			Source Code Total: 1,324.18	
02/01	Tax Distribution	0	19.80	C
02/01	Tax Distribution	0	1.22	C
02/01	Tax Distribution	0	8.55	C
02/04	Tax Distribution	0	13.27	C
02/04	Tax Distribution	0	12.05	C
02/04	Tax Distribution	0	20.32	C
02/04	Tax Distribution	0	12.62	C
02/05	Tax Distribution	0	21.00	C
02/05	Tax Distribution	0	16.51	C
02/05	Tax Distribution	0	.84	C
02/06	Tax Distribution	0	3.20	C
02/06	Tax Distribution	0	25.23	C
02/06	Tax Distribution	0	27.23	C
02/06	Tax Distribution	0	.71	C
02/07	Tax Distribution	0	3.91	C
02/07	Tax Distribution	0	12.34	C
02/07	Tax Distribution	0	2.85	C
02/07	Tax Distribution	0	6.56	C
02/08	Tax Distribution	0	(.07)	C
02/08	Tax Distribution	0	3.78	C
02/08	Tax Distribution	0	1.38	C
02/08	Tax Distribution	0	.84	C
02/11	Tax Distribution	0	9.11	C
02/11	Tax Distribution	0	11.28	C
02/11	Tax Distribution	0	4.97	C
02/12	Tax Distribution	0	62.44	C
02/12	Tax Distribution	0	17.62	C
02/12	Tax Distribution	0	11.37	C
02/12	Tax Distribution	0	4.07	C
02/13	Tax Distribution	0	6.80	C
02/13	Tax Distribution	0	8.66	C
02/13	Tax Distribution	0	6.28	C
02/13	Tax Distribution	0	12.69	C
02/13	Tax Distribution	0	7.76	C
02/14	Tax Distribution	0	9.86	C
02/14	Tax Distribution	0	6.53	C
02/14	Tax Distribution	0	13.73	C
02/14	Tax Distribution	0	4.03	C
02/15	Tax Distribution	0	19.31	C
02/15	Tax Distribution	0	.20	C
02/15	Tax Distribution	0	6.63	C
02/19	Tax Distribution	0	103.52	C
02/19	Tax Distribution	0	22.26	C
02/20	Tax Distribution	0	6.56	C
02/20	Tax Distribution	0	41.63	C
02/20	Tax Distribution	0	17.17	C
02/20	Tax Distribution	0	22.50	C
02/20	Tax Distribution	0	3.38	C

Pinal County Treasurer

Monthly Statement

Date Range: 2/1/2019 to 2/28/2019

02/21	Tax Distribution	0	36.86	C
02/21	Tax Distribution	0	46.17	C
02/21	Tax Distribution	0	17.50	C
02/22	Tax Distribution	0	13.75	C
02/22	Tax Distribution	0	39.42	C
02/22	Tax Distribution	0	3.21	C
02/22	Tax Distribution	0	4.78	C
02/25	Tax Distribution	0	23.04	C
02/25	Tax Distribution	0	13.40	C
02/25	Tax Distribution	0	33.96	C
02/25	Tax Distribution	0	10.27	C
02/26	Tax Distribution	0	95.68	C
02/26	Tax Distribution	0	11.98	C
02/26	Tax Distribution	0	26.65	C
02/27	Tax Distribution	0	80.51	C
02/27	Tax Distribution	0	50.11	C
02/27	Tax Distribution	0	32.30	C
02/27	Tax Distribution	0	25.06	C
02/28	Tax Distribution	0	41.96	C
02/28	Tax Distribution	0	40.30	C
02/28	Tax Distribution	0	17.94	C
02/28	Tax Distribution	0	4.83	C
18200.2010 2010 Taxes Transferred			Source Code Total: .33	
02/07	MATURED DEBT SVC FR 6-11642-1407	0	.33	C
18200.2013 2013 Taxes Transferred			Source Code Total: 1.22	
02/06	MATURED DEBT SVC FR 6-11642-1407	0	.40	C
02/22	MATURED DEBT SVC FR 6-11642-1407	0	.82	C
18200.2014 2014 Taxes Transferred			Source Code Total: 1.09	
02/07	MATURED DEBT SVC FR 6-11642-1407	0	.27	C
02/14	MATURED DEBT SVC FR 6-11642-1407	0	.02	C
02/15	MATURED DEBT SVC FR 6-11642-1407	0	.26	C
02/27	MATURED DEBT SVC FR 6-11642-1407	0	.54	C
18200.2015 2015 Taxes Transferred			Source Code Total: 7.11	
02/13	MATURED DEBT SVC FR 6-11642-1407	0	2.99	C
02/14	MATURED DEBT SVC FR 6-11642-1407	0	.25	C
02/27	MATURED DEBT SVC FR 6-11642-1407	0	2.20	C
02/27	MATURED DEBT SVC FR 6-11642-1407	0	1.67	C
18200.2016 2016 Taxes Transferred			Source Code Total: 15.03	
02/01	MATURED DEBT SVC FR 6-11642-1407	0	.53	C
02/01	MATURED DEBT SVC FR 6-11642-1407	0	.14	C
02/04	MATURED DEBT SVC FR 6-11642-1407	0	.49	C
02/13	MATURED DEBT SVC FR 6-11642-1407	0	3.92	C
02/14	MATURED DEBT SVC FR 6-11642-1407	0	.26	C
02/19	MATURED DEBT SVC FR 6-11642-1407	0	2.30	C
02/21	MATURED DEBT SVC FR 6-11642-1407	0	(1.66)	C
02/25	MATURED DEBT SVC FR 6-11642-1407	0	1.15	C
02/25	MATURED DEBT SVC FR 6-11642-1407	0	3.77	C
02/27	MATURED DEBT SVC FR 6-11642-1407	0	1.73	C
02/27	MATURED DEBT SVC FR 6-11642-1407	0	2.40	C
18200.2017 2017 Taxes Transferred			Source Code Total: 2,450.59	
02/01	MATURED DEBT SVC FR 6-11642-1407	0	9.52	C
02/01	MATURED DEBT SVC FR 6-11642-1407	0	5.58	C
02/01	MATURED DEBT SVC FR 6-11642-1407	0	7.46	C
02/04	MATURED DEBT SVC FR 6-11642-1407	0	24.33	C
02/04	MATURED DEBT SVC FR 6-11642-1407	0	26.76	C
02/04	MATURED DEBT SVC FR 6-11642-1407	0	5.47	C
02/05	MATURED DEBT SVC FR 6-11642-1407	0	12.52	C

Pinal County Treasurer

Monthly Statement

Date Range: 2/1/2019 to 2/28/2019

02/06	MATURED DEBT SVC FR 6-11642-1407	0	2.50	C
02/06	MATURED DEBT SVC FR 6-11642-1407	0	3.44	C
02/06	MATURED DEBT SVC FR 6-11642-1407	0	.41	C
02/07	MATURED DEBT SVC FR 6-11642-1407	0	14.21	C
02/08	MATURED DEBT SVC FR 6-11642-1407	0	.12	C
02/11	MATURED DEBT SVC FR 6-11642-1407	0	20.50	C
02/11	MATURED DEBT SVC FR 6-11642-1407	0	1.30	C
02/13	MATURED DEBT SVC FR 6-11642-1407	0	5.59	C
02/13	MATURED DEBT SVC FR 6-11642-1407	0	1.22	C
02/13	MATURED DEBT SVC FR 6-11642-1407	0	4.11	C
02/14	MATURED DEBT SVC FR 6-11642-1407	0	1.57	C
02/14	MATURED DEBT SVC FR 6-11642-1407	0	5.35	C
02/14	MATURED DEBT SVC FR 6-11642-1407	0	.09	C
02/19	MATURED DEBT SVC FR 6-11642-1407	0	3.05	C
02/19	MATURED DEBT SVC FR 6-11642-1407	0	6.81	C
02/19	MATURED DEBT SVC FR 6-11642-1407	0	9.46	C
02/20	MATURED DEBT SVC FR 6-11642-1407	0	15.25	C
02/20	MATURED DEBT SVC FR 6-11642-1407	0	1.08	C
02/21	MATURED DEBT SVC FR 6-11642-1407	0	(1.82)	C
02/22	MATURED DEBT SVC FR 6-11642-1407	0	11.34	C
02/22	MATURED DEBT SVC FR 6-11642-1407	0	761.74	C
02/22	MATURED DEBT SVC FR 6-11642-1407	0	5.34	C
02/25	MATURED DEBT SVC FR 6-11642-1407	0	599.71	C
02/25	MATURED DEBT SVC FR 6-11642-1407	0	881.01	C
02/25	MATURED DEBT SVC FR 6-11642-1407	0	1.21	C
02/27	MATURED DEBT SVC FR 6-11642-1407	0	3.85	C
02/27	MATURED DEBT SVC FR 6-11642-1407	0	.11	C
02/28	MATURED DEBT SVC FR 6-11642-1407	0	.40	C
21100.40 Wells Fargo Bank Investment Interest			Source Code Total: 3.74	
02/01	Investment Interest	0	3.74	C
21100.41 Wells Fargo Repo Investment Interest			Source Code Total: 218.89	
02/01	Investment Interest	0	218.89	C
21100.43 Wells Fargo Trust Investment Interest			Source Code Total: 10.26	
02/04	Investment Interest	0	10.26	C
21100.46 Wells Fargo Investment Investment Interest			Source Code Total: 88.58	
02/04	MATURED DEBT SVC FR 6-11642-1407	0	.41	C
02/04	Investment Interest	0	1.83	C
02/19	Investment Interest	0	34.72	C
02/19	MATURED DEBT SVC FR 6-11642-1407	0	5.23	C
02/25	MATURED DEBT SVC FR 6-11642-1407	0	5.32	C
02/25	Investment Interest	0	41.07	C
21100.55 Multi-Bank Securities Investment Interest			Source Code Total: 40.58	
02/01	Investment Interest	0	16.54	C
02/15	Investment Interest	0	24.04	C
21100.70 Vining Sparks Investment Interest			Source Code Total: 451.83	
02/08	Investment Interest	0	63.30	C
02/08	MATURED DEBT SVC FR 6-11642-1407	0	12.35	C
02/11	MATURED DEBT SVC FR 6-11642-1407	0	7.70	C
02/11	Investment Interest	0	41.33	C
02/19	MATURED DEBT SVC FR 6-11642-1407	0	8.27	C
02/19	Investment Interest	0	54.97	C
02/19	Investment Interest	0	39.73	C
02/22	Investment Interest	0	34.36	C
02/22	MATURED DEBT SVC FR 6-11642-1407	0	4.80	C
02/25	Investment Interest	0	49.46	C
02/25	Investment Interest	0	30.51	C
02/25	Investment Interest	0	77.44	C

Pinal County Treasurer

Monthly Statement

Date Range: 2/1/2019 to 2/28/2019

02/25	MATURED DEBT SVC FR 6-11642-1407	0	3.95	C
02/25	MATURED DEBT SVC FR 6-11642-1407	0	10.03	C
02/28	Investment Interest	0	13.63	C
73750.0 Revenue Transfer			Source Code Total: (.36)	
02/27	To Zero Debt Serv Accnt SFMD to 1407	0	(.36)	C
90400.0 Refund Interest			Source Code Total: (1.51)	
02/14	157360 104-12-097C3 2018 Adjustment/Corr Refund	157360	(1.47)	D
02/21	157422 103-04-039B5 2018 Adjustment/Corr Refund	157422	(.04)	D
6116421409 Super Fire & Med Debt Refunding Prin Series 2018			**Ending Balance: 593,276.83**	

3/4/19
1:47:40 PM

Superstition Fire & Medical District

Balance Sheet

As of 2/28/2019

FUND: (500) Debt Retirement Principal Fund

Assets

Current Assets		
Fund Cash - Debt Retirement Principal	$593,276.83	
Total Current Assets		$593,276.83
Total Assets		$593,276.83

Liabilities and Equity

Equity		
Fund Balance - Debt Retirement Principal	$150,142.64	
Current Year Profit/Loss	443,134.19	
Total Equity		593,276.83
Total Liabilities and Equity		$593,276.83

F

Superstition Fire & Medical District
Monthly Pinal County Treasurer's Bank Account Reconciliation

600 Debt Interest Fund

Reconciliation References:

A Previous month's bank ending balance / current month's bank beginning balance
B Interest Income
C Current month's property tax receipts (real and personal)
D Current month's refunded interest
E Current month's bank ending balance
F Cash Balance per G/L Balance Sheet
*consolidated account ending 1408 (original bond account) into 1410 (refinanced bond account)

Superstition Fire & Medical District
Debt Retirement Interest (Fund 600) Cash Reconciliation
Fiscal Year 2018 - 2019
2/28/2019

	Deposits (Cash Receipts)	Cash Disbursements	Treasurer's Balance	Book Balance	
Book Balance as of: 2/1/2019				$86,813.50	A
Activity During the Month					
Journal Entries:					
Interest Income (Expense):	184.76			184.76	B
Cash Receipts					
2009 Real Estate Taxes				-	C
2010 Real Estate Taxes				-	
2011 Real Estate Taxes				-	
2012 Real Estate Taxes				-	
2013 Real Estate Taxes				-	
2014 Real Estate Taxes				-	
2015 Real Estate Taxes				-	
2016 Real Estate Taxes	(1.15)			(1.15)	
2017 Real Estate Taxes	1,460.95			1,460.95	
2018 Real Estate Taxes	2,066.02			2,066.02	
2008 Pers. Prop. Taxes				-	
2009 Pers. Prop. Taxes				-	
2010 Pers. Prop. Taxes	0.40			0.40	
2011 Pers. Prop. Taxes				-	
2012 Pers. Prop. Taxes				-	
2013 Pers. Prop. Taxes	1.14			1.14	
2014 Pers. Prop. Taxes	0.92			0.92	
2015 Pers. Prop. Taxes	5.44			5.44	
2016 Pers. Prop. Taxes	11.49			11.49	
2017 Pers. Prop. Taxes	35.48			35.48	
2018 Pers. Prop. Taxes	184.59			184.59	
SRP Contributions				-	
Deposits				-	
Revenue Transfer				-	
Cash Disbursements					
A) Accounts Payable				-	
B) Transfer In / Out				-	
C) Refund Interest		(0.45)		(0.45)	D
	$3,950.04	(0.45)		$90,763.09	

Pinal County Bank Balance

Ending Bank Balance as of: 2/28/2019	Balance from YTD Column			$ 90,763.09	E
		Check #			
Less: Outstanding Warrants				-	
Plus: Deposits in Transit				-	
				-	
				$ 90,763.09	
Prepared by: Jessica Burke 3/4/19			Balance per B/S	$ 90,763.09	F
Reviewed by: Roger Wood 3/5/19			Difference	$ -	

Pinal County Treasurer

Monthly Statement

Date Range: 2/1/2019 to 2/28/2019

Account	Period	YTD		
6116421410	**Super Fire & Med Debt Refunding Int Series 2018**			
Begin Balance:	A 86,813.50	.00		
Income:	3,949.81	157,425.92		
LOC Advance:	.00	.00		
Expense:	(.22)	(66,662.83)	LOC:	.00
LOC Payments:	.00	.00	Warrants Outstanding:	.00
Cash Balance:	E 90,763.09	90,763.09	End:	90,763.09

Monthly Statement Summary

Source Code	Description		MTDAmount	YTDAmount
6116421410 Super Fire & Med Debt Refunding Int Series 2018		**Beginning Balance:**	86,813.50	.00
11100.2018	2018 Real Estate Taxes		2,066.02	52,481.67
12100.2018	2018 Personal Property Taxes		184.59	5,108.80
14100.0	Salt River Contribution		.00	1,259.19
18200.2009	2009 Taxes Transferred		.00	.91
18200.2010	2010 Taxes Transferred		.40	1.42
18200.2011	2011 Taxes Transferred		.00	1.85
18200.2012	2012 Taxes Transferred	C	.00	129.53
18200.2013	2013 Taxes Transferred	$3,765.08	1.14	238.86
18200.2014	2014 Taxes Transferred		.92	16.78
18200.2015	2015 Taxes Transferred		5.44	34.07
18200.2016	2016 Taxes Transferred		10.34	88.47
18200.2017	2017 Taxes Transferred		1,496.43	2,661.31
21100.40	Wells Fargo Bank Investment Interest		.56	2.47
21100.41	Wells Fargo Repo Investment Interest		33.07	134.44
21100.43	Wells Fargo Trust Investment Interest	B	1.55	8.26
21100.46	Wells Fargo Investment Investment Interest	$184.76	23.74	204.92
21100.55	Multi-Bank Securities Investment Interest		9.05	9.88
21100.70	Vining Sparks Investment Interest		116.79	415.12
21100.80	Stifel Nicolaus & Company Investment Interest		.00	120.89
73750.0	Revenue Transfer	D	(.23)	94,507.08
90400.0	Refund Interest	<.45>	(.22)	(.22)
90810.0	Coupons Paid		.00	(66,662.61)
		Ending Balance:	**90,763.09**	**90,763.09**

Monthly Statement Detail

Date	Notes	Doc #	Amount	C/D
6116421410 Super Fire & Med Debt Refunding Int Series 2018			**Beginning Balance: 86,813.50**	
11100.2018	2018 Real Estate Taxes		Source Code Total: 2,066.02	
02/01	Tax Distribution	0	14.89	C
02/01	Tax Distribution	0	3.66	C
02/01	Tax Distribution	0	4.24	C
02/01	Tax Distribution	0	5.98	C
02/04	Tax Distribution	0	20.62	C
02/04	Tax Distribution	0	19.83	C
02/04	Tax Distribution	0	15.22	C
02/04	Tax Distribution	0	9.62	C
02/05	Tax Distribution	0	4.82	C
02/05	Tax Distribution	0	17.54	C
02/05	Tax Distribution	0	11.69	C
02/06	Tax Distribution	0	6.19	C

Pinal County Treasurer

Monthly Statement

Date Range: 2/1/2019 to 2/28/2019

02/06	Tax Distribution	0	2.84	C
02/06	Tax Distribution	0	9.54	C
02/06	Tax Distribution	0	4.86	C
02/06	Tax Distribution	0	3.83	C
02/07	Tax Distribution	0	4.31	C
02/07	Tax Distribution	0	12.25	C
02/07	Tax Distribution	0	7.96	C
02/07	Tax Distribution	0	2.34	C
02/08	Tax Distribution	0	10.47	C
02/08	Tax Distribution	0	2.11	C
02/08	Tax Distribution	0	4.73	C
02/08	Tax Distribution	0	16.88	C
02/11	Tax Distribution	0	32.27	C
02/11	Tax Distribution	0	12.91	C
02/11	Tax Distribution	0	10.28	C
02/11	Tax Distribution	0	2.16	C
02/12	Tax Distribution	0	183.71	C
02/12	Tax Distribution	0	27.56	C
02/12	Tax Distribution	0	13.09	C
02/12	Tax Distribution	0	9.04	C
02/13	Tax Distribution	0	5.86	C
02/13	Tax Distribution	0	24.52	C
02/13	Tax Distribution	0	12.79	C
02/13	Tax Distribution	0	9.88	C
02/13	Tax Distribution	0	6.34	C
02/14	Tax Distribution	0	9.85	C
02/14	Tax Distribution	0	18.23	C
02/14	Tax Distribution	0	(.52)	C
02/14	Tax Distribution	0	49.03	C
02/14	Tax Distribution	0	17.15	C
02/15	Tax Distribution	0	55.74	C
02/15	Tax Distribution	0	7.23	C
02/15	Tax Distribution	0	7.52	C
02/15	Tax Distribution	0	5.73	C
02/19	Tax Distribution	0	136.36	C
02/19	Tax Distribution	0	28.51	C
02/20	Tax Distribution	0	20.26	C
02/20	Tax Distribution	0	45.20	C
02/20	Tax Distribution	0	25.99	C
02/20	Tax Distribution	0	21.16	C
02/20	Tax Distribution	0	18.53	C
02/21	Tax Distribution	0	14.94	C
02/21	Tax Distribution	0	56.12	C
02/21	Tax Distribution	0	30.12	C
02/22	Tax Distribution	0	8.95	C
02/22	Tax Distribution	0	57.10	C
02/22	Tax Distribution	0	20.13	C
02/22	Tax Distribution	0	7.25	C
02/25	Tax Distribution	0	17.94	C
02/25	Tax Distribution	0	90.51	C
02/25	Tax Distribution	0	27.74	C
02/25	Tax Distribution	0	13.34	C
02/26	Tax Distribution	0	75.83	C
02/26	Tax Distribution	0	63.97	C
02/26	Tax Distribution	0	44.84	C
02/27	Tax Distribution	0	63.34	C
02/27	Tax Distribution	0	159.04	C

Pinal County Treasurer

Monthly Statement

Date Range: 2/1/2019 to 2/28/2019

02/27	Tax Distribution	0	46.57	C
02/27	Tax Distribution	0	35.23	C
02/28	Tax Distribution	0	67.00	C
02/28	Tax Distribution	0	34.79	C
02/28	Tax Distribution	0	40.50	C
02/28	Tax Distribution	0	34.89	C
02/28	Tax Distribution	0	23.08	C
12100.2018 2018 Personal Property Taxes			Source Code Total: 184.59	
02/01	Tax Distribution	0	2.77	C
02/01	Tax Distribution	0	.16	C
02/01	Tax Distribution	0	1.19	C
02/04	Tax Distribution	0	1.85	C
02/04	Tax Distribution	0	1.68	C
02/04	Tax Distribution	0	2.82	C
02/04	Tax Distribution	0	1.76	C
02/05	Tax Distribution	0	2.92	C
02/05	Tax Distribution	0	2.30	C
02/05	Tax Distribution	0	.12	C
02/06	Tax Distribution	0	.45	C
02/06	Tax Distribution	0	3.52	C
02/06	Tax Distribution	0	3.80	C
02/06	Tax Distribution	0	.10	C
02/07	Tax Distribution	0	.55	C
02/07	Tax Distribution	0	1.72	C
02/07	Tax Distribution	0	.40	C
02/07	Tax Distribution	0	.92	C
02/08	Tax Distribution	0	(.01)	C
02/08	Tax Distribution	0	.52	C
02/08	Tax Distribution	0	.19	C
02/08	Tax Distribution	0	.12	C
02/11	Tax Distribution	0	1.26	C
02/11	Tax Distribution	0	1.57	C
02/11	Tax Distribution	0	.69	C
02/12	Tax Distribution	0	8.71	C
02/12	Tax Distribution	0	2.46	C
02/12	Tax Distribution	0	1.58	C
02/12	Tax Distribution	0	.57	C
02/13	Tax Distribution	0	.94	C
02/13	Tax Distribution	0	1.20	C
02/13	Tax Distribution	0	.87	C
02/13	Tax Distribution	0	1.76	C
02/13	Tax Distribution	0	1.08	C
02/14	Tax Distribution	0	1.38	C
02/14	Tax Distribution	0	.92	C
02/14	Tax Distribution	0	1.91	C
02/14	Tax Distribution	0	.57	C
02/15	Tax Distribution	0	2.70	C
02/15	Tax Distribution	0	.02	C
02/15	Tax Distribution	0	.92	C
02/19	Tax Distribution	0	14.45	C
02/19	Tax Distribution	0	3.10	C
02/20	Tax Distribution	0	.92	C
02/20	Tax Distribution	0	5.80	C
02/20	Tax Distribution	0	2.39	C
02/20	Tax Distribution	0	3.13	C
02/20	Tax Distribution	0	.47	C
02/21	Tax Distribution	0	5.14	C

Pinal County Treasurer

Monthly Statement

Date Range: 2/1/2019 to 2/28/2019

02/21	Tax Distribution	0	6.45	C
02/21	Tax Distribution	0	2.44	C
02/22	Tax Distribution	0	1.92	C
02/22	Tax Distribution	0	5.50	C
02/22	Tax Distribution	0	.45	C
02/22	Tax Distribution	0	.66	C
02/25	Tax Distribution	0	3.20	C
02/25	Tax Distribution	0	1.88	C
02/25	Tax Distribution	0	4.73	C
02/25	Tax Distribution	0	1.43	C
02/26	Tax Distribution	0	13.34	C
02/26	Tax Distribution	0	1.68	C
02/26	Tax Distribution	0	3.71	C
02/27	Tax Distribution	0	11.21	C
02/27	Tax Distribution	0	6.98	C
02/27	Tax Distribution	0	4.52	C
02/27	Tax Distribution	0	3.50	C
02/28	Tax Distribution	0	5.84	C
02/28	Tax Distribution	0	5.61	C
02/28	Tax Distribution	0	2.50	C
02/28	Tax Distribution	0	.68	C
18200.2010	2010 Taxes Transferred		Source Code Total: .40	
02/07	MATURED DEBT SVC FR 6-11642-1408	0	.40	C
18200.2013	2013 Taxes Transferred		Source Code Total: 1.14	
02/06	MATURED DEBT SVC FR 6-11642-1408	0	.38	C
02/22	MATURED DEBT SVC FR 6-11642-1408	0	.76	C
18200.2014	2014 Taxes Transferred		Source Code Total: .92	
02/07	MATURED DEBT SVC FR 6-11642-1408	0	.23	C
02/14	MATURED DEBT SVC FR 6-11642-1408	0	.01	C
02/15	MATURED DEBT SVC FR 6-11642-1408	0	.22	C
02/27	MATURED DEBT SVC FR 6-11642-1408	0	.46	C
18200.2015	2015 Taxes Transferred		Source Code Total: 5.44	
02/13	MATURED DEBT SVC FR 6-11642-1408	0	2.29	C
02/14	MATURED DEBT SVC FR 6-11642-1408	0	.19	C
02/27	MATURED DEBT SVC FR 6-11642-1408	0	1.68	C
02/27	MATURED DEBT SVC FR 6-11642-1408	0	1.28	C
18200.2016	2016 Taxes Transferred		Source Code Total: 10.34	
02/01	MATURED DEBT SVC FR 6-11642-1408	0	.10	C
02/01	MATURED DEBT SVC FR 6-11642-1408	0	.36	C
02/04	MATURED DEBT SVC FR 6-11642-1408	0	.33	C
02/13	MATURED DEBT SVC FR 6-11642-1408	0	2.71	C
02/14	MATURED DEBT SVC FR 6-11642-1408	0	.18	C
02/19	MATURED DEBT SVC FR 6-11642-1408	0	1.58	C
02/21	MATURED DEBT SVC FR 6-11642-1408	0	(1.15)	C
02/25	MATURED DEBT SVC FR 6-11642-1408	0	2.60	C
02/25	MATURED DEBT SVC FR 6-11642-1408	0	.79	C
02/27	MATURED DEBT SVC FR 6-11642-1408	0	1.19	C
02/27	MATURED DEBT SVC FR 6-11642-1408	0	1.65	C
18200.2017	2017 Taxes Transferred		Source Code Total: 1,496.43	
02/01	MATURED DEBT SVC FR 6-11642-1408	0	5.81	C
02/01	MATURED DEBT SVC FR 6-11642-1408	0	3.41	C
02/01	MATURED DEBT SVC FR 6-11642-1408	0	4.55	C
02/04	MATURED DEBT SVC FR 6-11642-1408	0	14.86	C
02/04	MATURED DEBT SVC FR 6-11642-1408	0	16.35	C
02/04	MATURED DEBT SVC FR 6-11642-1408	0	3.34	C
02/05	MATURED DEBT SVC FR 6-11642-1408	0	7.64	C
02/06	MATURED DEBT SVC FR 6-11642-1408	0	1.53	C

Pinal County Treasurer

Monthly Statement

Date Range: 2/1/2019 to 2/28/2019

02/06	MATURED DEBT SVC FR 6-11642-1408	0	2.11	C
02/06	MATURED DEBT SVC FR 6-11642-1408	0	.25	C
02/07	MATURED DEBT SVC FR 6-11642-1408	0	8.68	C
02/08	MATURED DEBT SVC FR 6-11642-1408	0	.07	C
02/11	MATURED DEBT SVC FR 6-11642-1408	0	12.52	C
02/11	MATURED DEBT SVC FR 6-11642-1408	0	.80	C
02/13	MATURED DEBT SVC FR 6-11642-1408	0	3.42	C
02/13	MATURED DEBT SVC FR 6-11642-1408	0	.75	C
02/13	MATURED DEBT SVC FR 6-11642-1408	0	2.52	C
02/14	MATURED DEBT SVC FR 6-11642-1408	0	.95	C
02/14	MATURED DEBT SVC FR 6-11642-1408	0	.06	C
02/14	MATURED DEBT SVC FR 6-11642-1408	0	3.27	C
02/19	MATURED DEBT SVC FR 6-11642-1408	0	1.86	C
02/19	MATURED DEBT SVC FR 6-11642-1408	0	4.17	C
02/19	MATURED DEBT SVC FR 6-11642-1408	0	5.78	C
02/20	MATURED DEBT SVC FR 6-11642-1408	0	9.31	C
02/20	MATURED DEBT SVC FR 6-11642-1408	0	.66	C
02/21	MATURED DEBT SVC FR 6-11642-1408	0	(1.11)	C
02/22	MATURED DEBT SVC FR 6-11642-1408	0	6.93	C
02/22	MATURED DEBT SVC FR 6-11642-1408	0	465.15	C
02/22	MATURED DEBT SVC FR 6-11642-1408	0	3.26	C
02/25	MATURED DEBT SVC FR 6-11642-1408	0	366.24	C
02/25	MATURED DEBT SVC FR 6-11642-1408	0	537.88	C
02/25	MATURED DEBT SVC FR 6-11642-1408	0	.74	C
02/27	MATURED DEBT SVC FR 6-11642-1408	0	2.35	C
02/27	MATURED DEBT SVC FR 6-11642-1408	0	.07	C
02/28	MATURED DEBT SVC FR 6-11642-1408	0	.25	C
21100.40 Wells Fargo Bank Investment Interest			Source Code Total: .56	
02/01	Investment Interest	0	.56	C
21100.41 Wells Fargo Repo Investment Interest			Source Code Total: 33.07	
02/01	Investment Interest	0	33.07	C
21100.43 Wells Fargo Trust Investment Interest			Source Code Total: 1.55	
02/04	Investment Interest	0	1.55	C
21100.46 Wells Fargo Investment Investment Interest			Source Code Total: 23.74	
02/04	Investment Interest	0	.43	C
02/04	MATURED DEBT SVC FR 6-11642-1408	0	.25	C
02/19	Investment Interest	0	7.68	C
02/19	MATURED DEBT SVC FR 6-11642-1408	0	3.19	C
02/25	Investment Interest	0	8.94	C
02/25	MATURED DEBT SVC FR 6-11642-1408	0	3.25	C
21100.55 Multi-Bank Securities Investment Interest			Source Code Total: 9.05	
02/01	Investment Interest	0	3.71	C
02/15	Investment Interest	0	5.34	C
21100.70 Vining Sparks Investment Interest			Source Code Total: 116.79	
02/08	MATURED DEBT SVC FR 6-11642-1408	0	7.55	C
02/08	Investment Interest	0	14.47	C
02/11	Investment Interest	0	9.39	C
02/11	MATURED DEBT SVC FR 6-11642-1408	0	4.71	C
02/19	Investment Interest	0	12.16	C
02/19	Investment Interest	0	8.18	C
02/19	MATURED DEBT SVC FR 6-11642-1408	0	5.06	C
02/22	MATURED DEBT SVC FR 6-11642-1408	0	2.94	C
02/22	Investment Interest	0	7.54	C
02/25	Investment Interest	0	16.86	C
02/25	MATURED DEBT SVC FR 6-11642-1408	0	6.13	C
02/25	MATURED DEBT SVC FR 6-11642-1408	0	2.42	C
02/25	Investment Interest	0	6.64	C

Pinal County Treasurer

Monthly Statement

Date Range: 2/1/2019 to 2/28/2019

02/25	Investment Interest	0	9.82	C
02/28	Investment Interest	0	2.92	C
73750.0 Revenue Transfer			Source Code Total:	(.23)
02/27	To Zero Debt Serv Accnt SFMD to 1408	0	(.23)	C
90400.0 Refund Interest			Source Code Total:	(.22)
02/14	157360 104-12-097C3 2018 Adjustment/Corr Refund	157360	(.21)	D
02/21	157422 103-04-039B5 2018 Adjustment/Corr Refund	157422	(.01)	D
	6116421410 Super Fire & Med Debt Refunding Int Series 2018		**Ending Balance:**	**90,763.09**

3/4/19
1:47:31 PM

Superstition Fire & Medical District

Balance Sheet

As of 2/28/2019

FUND: (600) Debt Retirement Interest Fund

Assets

Current Assets		
Fund Cash - Debt Retirement Interest	$90,763.09	
Total Current Assets		$90,763.09
Total Assets		$90,763.09

Liabilities and Equity

Equity		
Fund Balance - Debt Retirement Interest	$92,033.57	
Current Year Profit/Loss	(1,270.48)	
Total Equity		90,763.09
Total Liabilities and Equity		$90,763.09

F