Superstition Fire & Medical District

Balance Sheet - All Governmental Funds

For Fiscal: 2018-2019 Period Ending: 10/31/2018

	100 General	150 Transport	200 Capital Projects	400 Special Revenue	500 Debt Principal	600 Debt Interest	Total
Current Assets							
10100 - FUND CASH	6,978,454.99	727,483.93	-	-	-	-	7,705,938.92
10150 - PAYROLL ACCOUNT	(3,590,290.59)	(474,897.03)	-	-	-	-	(4,065,187.62)
10200 - FUND CASH - CAPITAL PROJECTS	-	-	680,790.66	-	-	-	680,790.66
10300 - FUND CASH - BOND PROCEEDS 2006	-	-	-	-	-	-	-
10400 - FUND CASH - SPECIAL REVENUE FUND	-	-	-	40,610.67	-	-	40,610.67
10500 - FUND CASH - DEBT RETIREMENT PRINCIPAL	-	-	-	-	430,036.85	-	430,036.85
10600 - FUND CASH - DEBT RETIREMENT INTEREST	-	-	-	-	-	133,148.74	133,148.74
11000 - PETTY CASH - ACCOUNTING	100.00	-	-	-	-	-	100.00
CASH SUBTOTAL	3,388,264.40	252,586.90	680,790.66	40,610.67	430,036.85	133,148.74	4,925,438.22
13000 - ACCOUNTS RECEIVABLE	-	-	-	-	-	-	-
13500 - PROPERTY TAXES RECEIVABLE	-	-	-	-	-	-	-
15000 - DUE FROM OTHER FUNDS	1,166,275.30	-	1,125,147.68	-	-	-	2,291,422.98
15500 - DEPOSIT	-	-	-	-	-	-	-
16000 - PREPAID ITEMS	-	-	-	-	-	-	-
Total Assets:	**4,554,539.70**	**252,586.90**	**1,805,938.34**	**40,610.67**	**430,036.85**	**133,148.74**	**7,216,861.20**
Current Liabilities							
21050 - ACCOUNTS PAYABLE	-	-	-	-	-	-	-
21250 - SALES TAX PAYABLE	172.57	6.30	958.18	174.16	-	-	1,311.21
21300 - FEDERAL INCOME WITHHOLDING	-	-	-	-	-	-	-
21400 - SOCIAL SECURITY WITHHOLDING	-	-	-	-	-	-	-
21450 - MEDICARE WITHHOLDING	-	-	-	-	-	-	-
21500 - STATE INCOME TAX WITHHOLDING	-	-	-	-	-	-	-
21660 - HEALTH SAVINGS ACCOUNT	-	-	-	-	-	-	-
21665 - HSA FEES (DUE 3RD PARTY)	-	-	-	-	-	-	-
21700 - PUBLIC SAFETY RETIREMENT	-	-	-	-	-	-	-
21725 - CIVILIAN EMPLOYEE RETIREMENT	-	-	-	-	-	-	-
21800 - PRE-TAX 457 PLAN	-	-	-	-	-	-	-
21925 - VOLUNTARY EMPLOYEE BENEFICIARY ASSOC	-	-	-	-	-	-	-
22200 - DISABILITY INS - VOLUNTARY LONG TERM	(971.88)	(404.34)	-	-	-	-	(1,376.22)
22300 - LIFE INS - VOLUNTARY SUPPLEMENTAL	(545.57)	(40.63)	-	-	-	-	(586.20)
24000 - AFLAC	-	-	-	-	-	-	-
25000 - DUE TO OTHER FUNDS	-	2,291,422.98	-	-	-	-	2,291,422.98
26000 - DEFERRED REVENUE	-	-	-	-	-	-	-
26550 - ACCRUED PAYROLL & RELATED BENEFITS	-	-	-	-	-	-	-
Total Liabilities:	**(1,344.88)**	**2,290,984.31**	**958.18**	**174.16**	**-**	**-**	**2,290,771.77**
Equity							
31000 - FUND BALANCE	2,692,041.20	(2,063,982.43)	2,314,681.39	50,107.95	150,142.64	92,033.57	3,235,024.32
Beginning Equity:	**2,692,041.20**	**(2,063,982.43)**	**2,314,681.39**	**50,107.95**	**150,142.64**	**92,033.57**	**3,235,024.32**
CURRENT YEAR PROFIT / LOSS	1,863,843.38	25,585.02	(509,701.23)	(9,671.44)	279,894.21	41,115.17	1,691,065.11
Total Current Liabilities and Equity:	**4,554,539.70**	**252,586.90**	**1,805,938.34**	**40,610.67**	**430,036.85**	**133,148.74**	**7,216,861.20**

Superstition Fire & Medical District

Cash Flow - All Governmental Funds

October 31, 2018

Month	Status	Beginning Cash Balance	Revenues	Expenditures	Variance	Ending Cash Balance
July	Actual	$ 3,164,424	$ 324,384	$ 1,175,008	$ (850,624)	$ 2,313,800
August	Actual	$ 2,313,800	$ 471,046	$ 2,171,692	$ (1,700,647)	$ 613,153
September	Actual	$ 613,153	$ 1,677,270	$ 1,490,750	$ 186,519	$ 799,673
October	Projected	$ 799,673	$ 5,513,275	$ 1,387,509	$ 4,125,766	$ 4,925,438
November	Projected	$ 4,925,438	$ 1,436,455	$ 1,149,475	$ 286,980	$ 5,212,418
December	Projected	$ 5,212,418	$ 1,686,879	$ 1,846,066	$ (159,187)	$ 5,053,231
January	Projected	$ 5,053,231	$ 1,171,328	$ 1,288,309	$ (116,981)	$ 4,936,250
February	Projected	$ 4,936,250	$ 700,517	$ 1,673,667	$ (973,150)	$ 3,963,101
March	Projected	$ 3,963,101	$ 879,987	$ 1,485,307	$ (605,320)	$ 3,357,781
April	Projected	$ 3,357,781	$ 3,382,308	$ 1,316,404	$ 2,065,904	$ 5,423,685
May	Projected	$ 5,423,685	$ 1,096,410	$ 1,474,491	$ (378,081)	$ 5,045,603
June	Projected	$ 5,045,603	$ 442,553	$ 2,766,743	$ (2,324,190)	$ 2,721,413

Per Arizona Revised Statute (ARS) §48-807(O), the District must produce a Cash Flow Projection Report each fiscal year. This was a new requirement effective September 13, 2013.

The Cash Flow report consists of the combined cash balances of **all** District Funds. These balances includes the General (100) Fund, Rescue Transport (150), Capital Projects (200) Fund, Bond Proceeds (300) Fund, Special Revenue (400) Fund, CCU Grant (450) Fund, Debt Principal (500) Fund, and Debt Interest (600) Fund.

The first half of the fiscal year's property taxes is due between October 1 and November 1, and the second half is due between March 1 and May 1. Consequently, during the early months of the fiscal year, Capital Projects fund may be utilized to off-set low revenue collections period, but are returned to the Capital Fund when revenue flows increase.

The Cash Flow Projection Report is to be updated monthly with the actual revenues deposited into and expenditures disbursed from the District' cash accounts. It is important to note that the revenues and expenditures are reported here on a *Cash Basis* .

This report is generated to demonstrate that the Fire District maintains sufficient cash available to satisfy the projected expenditures budgeted over the course of the fiscal year. Close attention should be paid to the Ending Cash Balance columns of this report.

The projections above were derived from an analysis of the District's actual revenues and expenditures for the past three fiscal years and the current year's approved budget. They are to be used as a guide in financial planning. For more detailed information regarding revenues, expenditures, and cash accounts, please refer to the District's Monthly Financial Statements, Warrants Register, and Bank Statements.

Superstition Fire & Medical District

Income Statement Summary

For Fiscal: 2018-2019 Period Ending: 10/31/18

	Original Total Budget	Current Month Actual	YTD Actual Activity	Forecasted Remaining Budget	% Budget Remaining
Fund: 100 - GENERAL					
Revenues					
DIRECT TAXES	12,938,495.00	4,508,120.64	6,007,497.47	6,930,997.53	53.6%
OTHER TAXES	477,000.00	9,362.22	37,448.88	439,551.12	92.1%
CHARGES FOR SERVICES	437,400.00	114,123.85	285,289.82	152,110.18	34.8%
COMMUNITY HEALTH SERVICES	4,000.00	434.00	1,290.00	2,710.00	67.8%
OTHER INCOME	20,000.00	1,399.33	16,508.65	3,491.35	17.5%
INTERGOVERNMENTAL INCOME	2,400.00	435.98	2,278.12	121.88	5.1%
OTHER FINANCING SOURCES (USES)	-	-	-	-	0.0%
Revenue Total:	**$ 13,879,295.00**	**$ 4,633,876.02**	**$ 6,350,312.94**	**$ 7,528,982.06**	**54.2%**
Expenditures					
ADMINISTRATIVE SERVICES	5,462,030.00	437,142.86	2,003,820.17	3,458,209.83	63.3%
FINANCIAL SERVICES / RESERVES	1,580,126.01	432.53	615.92	1,579,510.09	100.0%
TRAINING SERVICES	43,400.00	1,554.00	11,134.08	32,265.92	74.3%
TECHNICAL SERVICES	570,905.00	45,630.86	192,235.85	378,669.15	66.3%
COMMUNICATION SERVICES	178,250.00	11,384.36	50,162.23	128,087.77	71.9%
EMERGENCY SERVICES	7,539,281.00	574,786.02	2,217,307.49	5,321,973.51	70.6%
COMMUNITY SERVICES	89,233.00	9,586.91	11,193.82	78,039.18	87.5%
Expenditures Total:	**15,463,225.01**	**1,080,517.54**	**4,486,469.56**	**10,976,755.45**	**71.0%**
Net Financial Sources (Uses)	**$ (1,583,930.01)**	**$ 3,553,358.48**	**$ 1,863,843.38**	**$ (3,447,773.39)**	
Beginning Unrestricted Fund Balance July 1, 2018	**(1,583,930.01)**				

Superstition Fire & Medical District

Expenditures - Summary

For Fiscal: 2018-2019 Period Ending: 10/31/18

	Original Total Budget	Current Month Actual	YTD Actual Activity	Forecasted Remaining Budget	% Budget Remaining
Fund: 100 - GENERAL OPERATING					
DIVISION 10: ADMINISTRATIVE SERVICES					
Compensation & Benefits					
Compensation	563,647.00	43,328.69	174,320.17	389,326.83	69.1%
Employer Provided Benefits	3,744,712.00	272,628.92	1,198,436.92	2,546,275.08	68.0%
Operating Expenditures					
Equipment & Machinery	-	-	-	-	0.0%
Parts & Supplies	451,920.00	66,890.16	395,946.16	55,973.84	12.4%
Facility Services	237,212.00	26,552.06	65,623.08	171,588.92	72.3%
Operating Services	111,842.00	8,760.67	35,668.34	76,173.66	68.1%
Professional Services	352,697.00	18,982.36	133,825.50	218,871.50	62.1%
Financial Services	1,580,126.01	432.53	615.92	1,579,510.09	100.0%
Training Services	43,400.00	1,554.00	11,134.08	32,265.92	74.3%
TOTAL ADMINISTRATIVE SERVICES	**7,085,556.01**	**439,129.39**	**2,015,570.17**	**5,069,985.84**	**71.6%**
DIVISION 20: TECHNICAL SERVICES					
Compensation	300,122.00	19,666.85	83,644.10	216,477.90	72.1%
Operating Expenditures					
Equipment & Machinery	2,300.00	16.43	2,225.17	74.83	3.3%
Operating Supplies	154,650.00	15,122.41	63,650.90	90,999.10	58.8%
Parts & Supplies	93,433.00	7,514.26	32,200.21	61,232.79	65.5%
Professional Services	16,400.00	3,310.91	9,300.83	7,099.17	43.3%
Training Services	4,000.00	-	1,214.64	2,785.36	69.6%
TOTAL TECHNICAL SERVICES	**570,905.00**	**45,630.86**	**192,235.85**	**378,669.15**	**66.3%**
DIVISION 30: COMMUNICATIONS SERVICES					
Operating Expenditures					
Parts & Supplies	950.00	-	670.36	279.64	29.4%
Facility Services	6,000.00	370.73	1,482.92	4,517.08	75.3%
Operating Services	48,300.00	2,296.13	18,812.45	29,487.55	61.1%
Professional Services	123,000.00	8,717.50	29,196.50	93,803.50	76.3%
TOTAL COMMUNICATION SERVICES	**178,250.00**	**11,384.36**	**50,162.23**	**128,087.77**	**71.9%**
DIVISION 40: EMERGENCY SERVICES					
Compensation	7,316,995.00	554,041.48	2,159,842.09	5,157,152.91	70.5%
Operating Expenditures					
Equipment & Machinery	21,833.00	-	-	21,833.00	100.0%
Operating Supplies	85,933.00	5,066.06	10,574.29	75,358.71	87.7%
Parts & Supplies	3,500.00	1,251.23	2,451.15	1,048.85	30.0%
Operating Services	13,000.00	1,739.92	3,553.25	9,446.75	72.7%
Professional Services	62,537.00	5,341.00	25,773.59	36,763.41	58.8%
Training Services	35,483.00	7,346.33	15,113.12	20,369.88	57.4%
TOTAL EMERGENCY SERVICES	**7,539,281.00**	**574,786.02**	**2,217,307.49**	**5,321,973.51**	**70.6%**
DIVISION 50: COMMUNITY SERVICES / FIRE PREVENTION					
Compensation	75,050.00	5,773.08	6,744.94	68,305.06	91.0%
Operating Expenditures					
Operating Supplies	1,350.00	474.98	590.97	759.03	56.2%
Parts & Supplies	2,900.00	756.10	756.10	2,143.90	73.9%
Operating Services	2,000.00	484.56	814.12	1,185.88	59.3%
Professional Services	5,800.00	2,098.19	2,098.19	3,701.81	63.8%
Training Services	2,133.00	-	189.50	1,943.50	91.1%
TOTAL COMMUNITY SERVICES / FIRE PREVENTION	**89,233.00**	**9,586.91**	**11,193.82**	**78,039.18**	**87.5%**
GRAND TOTAL GENERAL FUND	**$ 15,463,225.01**	**$ 1,080,517.54**	**$ 4,486,469.56**	**$ 10,976,755.45**	**71.0%**

Superstition Fire & Medical District

Income Statement - Detail

For Fiscal: 2018-2019 Period Ending: 10/31/18

Revenue

		Original Total Budget	Current Month Actual	YTD Actual Activity	Forecasted Remaining Budget	% Budget Remaining
	Direct Taxes					
100-10-41000-10	REAL & SECURED PROPERTY TAXES	11,627,263.00	4,065,884.16	5,192,218.91	6,435,044.09	55.3%
100-10-41050-10	UNSECURED PERS PROPERTY TAXES	912,636.00	299,002.18	503,031.41	409,604.59	44.9%
100-10-41075-10	REFUNDED TAXES	(15,000.00)	(3,549.59)	(4,956.62)	(10,043.38)	67.0%
100-10-41080-10	MARICOPA COUNTY PROPERTY TAXES	13,596.00	1,222.31	3,098.37	10,497.63	77.2%
100-10-41100-10	FIRE DISTRICT ASSISTANCE TAX	400,000.00	145,561.58	314,105.40	85,894.60	21.5%
	Subtotal	12,938,495.00	4,508,120.64	6,007,497.47	6,930,997.53	53.6%
	Other Taxes					
100-10-41200-10	SRP CONTRIBUTIONS	377,000.00	-	-	377,000.00	100.0%
100-10-41300-10	INSURANCE PREMIUM TAX	100,000.00	9,362.22	37,448.88	62,551.12	62.6%
	Total Tax Revenue	13,415,495.00	4,517,482.86	6,044,946.35	7,370,548.65	54.9%
	Charges for Services					
100-10-42025-41	RTC COST RECOVERY	40,000.00	-	-	40,000.00	100.0%
100-10-42050-41	OTHER EMS PAYMENTS	1,000.00	-	4,731.07	(3,731.07)	-373.1%
100-10-42075-41	EMS CONTRACTS	53,000.00	-	-	53,000.00	100.0%
100-10-42078-12	FIRE CONTRACTS	5,000.00	-	-	5,000.00	100.0%
100-10-42200-41	MISCELLANEOUS CONTRACTS	6,000.00	649.17	2,589.40	3,410.60	56.8%
100-10-42500-50	SELF INSPECTION FEES	-	260.00	980.00	(980.00)	0.0%
100-10-42600-15	COPIES (FIRE REPORTS, ETC.)	400.00	160.00	480.00	(80.00)	-20.0%
100-10-42700-50	PERMITS	12,000.00	1,350.00	5,000.00	7,000.00	58.3%
100-10-43100-12	STATE LAND FIRE PAYMENTS	270,000.00	99,016.11	257,968.80	12,031.20	4.5%
100-10-43200-20	OUTSIDE FLEET MAINTENANCE	50,000.00	12,688.57	13,540.55	36,459.45	72.9%
100-10-43300-50	INTERGOVERNMENTAL - PLAN REVIEW FEES	2,400.00	435.98	2,278.12	121.88	5.1%
	Total Charges for Services	439,800.00	114,559.83	287,567.94	152,232.06	34.6%
	Community Health Services					
100-10-43500-41	CPR / FIRST AID CLASSES	4,000.00	434.00	1,290.00	2,710.00	67.8%
	Other Income					
100-10-45700-10	INVESTMENT EARNINGS	10,000.00	2,119.33	9,394.11	605.89	6.1%
100-10-45800-10	COBRA REIMBURSEMENT INCOME	-	-	-	-	0.0%
100-10-45900-10	OTHER INCOME	10,000.00	(720.00)	7,114.54	2,885.46	28.9%
100-10-46700-10	CM GRANT REIMBURSEMENT INCOME	-	-	-	-	100.0%
	Total Charges for Services	20,000.00	1,399.33	16,508.65	3,491.35	17.5%
	Other Financing Sources (Uses)					
100-80-48020-04	TRANSFER IN (400 Fund)	-	-	-	-	0.0%
100-80-48020-10	TRANSFER IN	-	-	-	-	0.0%
100-80-48100-04	TRANSFER OUT (400 Fund)	-	-	-	-	0.0%
100-80-48100-05	TRANSFER OUT (450 Fund)	-	-	-	-	0.0%
100-90-49500-10	DISTRICT EQUIPMENT SALES	-	-	-	-	0.0%
	Total Financing Sources (Uses)	-	-	-	-	0.0%
	Revenue Total:	**$ 13,879,295.00**	**$ 4,633,876.02**	**$ 6,350,312.94**	**$ 7,528,982.06**	**54.2%**

Expense

DIVISION 10: ADMINISTRATIVE SERVICES

	Wages					
100-10-50000-10	FIRE CHIEF	139,207.00	10,708.26	42,694.21	96,512.79	69.3%
100-10-50010-10	ADMIN SERVICES STAFF	414,873.00	32,011.38	127,829.47	287,043.53	69.2%
100-10-52510-10	WAGE ALLOWANCE (CELL PHONES)	9,367.00	609.05	2,436.20	6,930.80	74.0%
100-10-52700-10	ADMIN SERVICES STAFF OVERTIME	200.00	-	1,360.29	(1,160.29)	-580.1%
	Subtotal	563,647.00	43,328.69	174,320.17	389,326.83	69.1%
	Employer Provided Benefits					
100-10-53710-10	PENSION (PSPRS)	2,020,348.00	152,853.69	660,511.15	1,359,836.85	67.3%
100-10-53760-10	PENSION (ASRS)	103,475.00	7,744.86	31,301.38	72,173.62	69.7%
100-10-53770-10	BENEFIT CONTRIBUTIONS	1,210,475.00	88,166.34	349,959.34	860,515.66	71.1%
100-10-53799-10	SAFER GRANT BENEFIT REIMBURSEMENT	(110,402.00)	-	-	(110,402.00)	100.0%
100-10-53810-10	SOCIAL SECURITY	53,117.00	4,110.04	16,608.59	36,508.41	68.7%
100-10-53830-10	MEDICARE	122,466.00	9,324.10	39,284.85	83,181.15	67.9%
100-10-53860-10	INDUSTRIAL INSURANCE	135,357.00	(14.00)	64,191.32	71,165.68	52.6%
100-10-53870-10	INDUSTRIAL INSURANCE - VOLUNTEERS	450.00	-	-	450.00	100.0%
100-10-53890-10	UNEMPLOYMENT	-	-	-	-	0.0%
100-10-53895-10	VOLUNTEER / EXPLORER INSURANCE	500.00	-	-	500.00	100.0%
100-10-53910-10	MEDICAL INSURANCE	-	6,801.79	20,848.65	(20,848.65)	0.0%
100-10-53920-10	DENTAL INSURANCE	-	625.18	1,881.61	(1,881.61)	0.0%
100-10-53930-10	VISION INSURANCE	-	78.53	311.09	(311.09)	0.0%
100-10-53940-10	EMPLOYEE ASSISTANCE PROGRAM	11,080.00	783.36	3,041.28	8,038.72	72.6%
100-10-53950-10	LIFE INSURANCE	8,563.00	816.00	3,168.00	5,395.00	63.0%
100-10-53960-10	CANCER INSURANCE FUND (PSPRS)	4,700.00	-	4,300.00	400.00	8.5%
100-10-53965-10	COBRA (REIMBURSABLE)	-	1,339.03	3,029.66	(3,029.66)	0.0%

Superstition Fire & Medical District

Income Statement - Detail

For Fiscal: 2018-2019 Period Ending: 10/31/18

		Original Total Budget	Current Month Actual	YTD Actual Activity	Forecasted Remaining Budget	% Budget Remaining
100-10-53990-10	EARNED LEAVE BUYOUT (ELBO) PROGRAM	180,035.00	-	-	180,035.00	100.0%
100-10-53992-10	EARNED LEAVE BUYOUT PROGRAM - FICA	4,548.00	-	-	4,548.00	100.0%
100-10-53997-10	EARNED LEAVE SEPARATION (ELSP) PROGRAM	-	-	-	-	0.0%
100-10-53998-10	EARNED LEAVE SEPARATION PROGRAM - FICA	-	-	-	-	0.0%
	Subtotal	3,744,712.00	272,628.92	1,198,436.92	2,546,275.08	68.0%
	Admin Services Compensation & Benefits Total:	**4,308,359.00**	**315,957.61**	**1,372,757.09**	**2,935,601.91**	**68.1%**
	Equipment & Machinery					
100-10-54050-08	COMPUTER SOFTWARE	-	-	-	-	0.0%
	Subtotal	-	-	-	-	0.0%
	Parts & Supplies					
100-10-55060-08	COMPUTER / PRINTER SUPPLIES & MAINT	20,000.00	1,300.75	1,917.63	18,082.37	90.4%
100-10-55340-20	IGA PARTS & SUPPLIES - FLORENCE	21,500.00	4,445.11	8,698.97	12,801.03	59.5%
100-10-55341-12	IGA - STATE LAND REIMBURSABLE EXPENSES	3,500.00	1,093.26	26,452.29	(22,952.29)	-655.8%
100-10-55342-12	STATE LAND / SHIFT COVERAGE	175,000.00	31,974.89	312,431.53	(137,431.53)	-78.5%
100-10-55343-20	IGA SERVICES WAGES (INTERGOVERNMENTAL)	11,500.00	2,285.53	5,946.86	5,553.14	48.3%
100-10-55345-41	CONTRACTED SPECIAL EVENTS OVERTIME	52,910.00	-	-	52,910.00	100.0%
100-10-55347-41	CONTRACTED SPECIAL EVENTS SUPPLIES	1,800.00	-	-	1,800.00	100.0%
100-10-55550-12	OFFICE FURNITURE & EQUIP, PARTS & SUPPLIES	11,860.00	-	599.64	11,260.36	94.9%
100-10-55670-50	VOLUNTEER EXPENSES	250.00	-	-	250.00	100.0%
100-10-56340-12	CLEANING SUPPLIES	15,800.00	841.18	6,509.21	9,290.79	58.8%
100-10-56600-12	FACILITY MAINTENANCE	21,700.00	2,112.35	5,595.88	16,104.12	74.2%
100-10-56860-12	FOOD / BEVERAGES	-	-	159.43	(159.43)	0.0%
100-10-57100-12	OFFICE SUPPLIES	8,000.00	189.90	1,038.23	6,961.77	87.0%
100-10-57200-12	POSTAGE / DELIVERY SERVICES	2,400.00	43.14	478.47	1,921.53	80.1%
100-10-57220-12	POSTAGE METER RENTAL / SUPPLIES	500.00	70.26	196.83	303.17	60.6%
100-10-57440-12	PROFESSIONAL PUBLICATIONS / SUBSCRIPTIONS	1,500.00	-	-	1,500.00	100.0%
100-10-57600-12	HONOR GUARD	2,500.00	-	(30.00)	2,530.00	101.2%
100-10-57620-12	REWARDS / RECOGNITION / FLOWERS SUPPLIES	3,000.00	100.00	1,186.69	1,813.31	60.4%
100-10-57640-12	VOLUNTEER RECOGNITION	300.00	-	-	300.00	100.0%
100-10-57660-12	PEER SUPPORT	250.00	-	-	250.00	100.0%
100-10-58000-12	UNIFORMS (CIVILIAN)	5,250.00	219.70	396.22	4,853.78	92.5%
100-10-58020-12	UNIFORMS - CLASS A / NEW HIRES	26,400.00	13,524.26	13,524.26	12,875.74	48.8%
100-10-58080-12	UNIFORMS (GOVERNING BOARD)	250.00	-	33.56	216.44	86.6%
100-10-58100-12	UNIFORMS (PUBLIC SAFETY)	65,250.00	8,654.83	10,775.46	54,474.54	83.5%
100-10-58150-12	UNIFORMS (VOLUNTEERS)	500.00	35.00	35.00	465.00	93.0%
	Subtotal	451,920.00	66,890.16	395,946.16	55,973.84	12.4%
	Facility Services					
100-10-59000-12	FACILITIES RENT	12,000.00	4,000.00	6,000.00	6,000.00	50.0%
100-10-59020-12	ELECTRICITY	109,700.00	13,222.31	37,640.25	72,059.75	65.7%
100-10-59040-12	FACILITY PROJECTS	60,000.00	3,657.42	5,532.00	54,468.00	90.8%
100-10-59060-12	NATURAL GAS	5,700.00	1,652.71	2,172.10	3,527.90	61.9%
100-10-59100-08	PHONE	20,462.00	1,393.13	5,544.73	14,917.27	72.9%
100-10-59160-12	WATER SOFTENER SUPPLIES	5,700.00	495.52	1,743.65	3,956.35	69.4%
100-10-59180-12	SEWER / SEPTIC	4,050.00	259.60	1,039.69	3,010.31	74.3%
100-10-59200-12	WATER	19,600.00	1,871.37	5,950.66	13,649.34	69.6%
	Subtotal	237,212.00	26,552.06	65,623.08	171,588.92	72.3%
	Operating Services					
100-10-60180-08	COPIER MAINTENANCE & SUPPLIES	4,000.00	329.31	1,317.24	2,682.76	67.1%
100-10-60230-12	DOCUMENT DISPOSAL SERVICES	560.00	-	73.34	486.66	86.9%
100-10-60240-12	EXTERMINATING	3,500.00	298.06	1,192.25	2,307.75	65.9%
100-10-60310-08	INTERNET	72,000.00	5,691.84	22,767.36	49,232.64	68.4%
100-10-60320-12	LANDSCAPING	2,980.00	1,183.32	1,183.32	1,796.68	60.3%
100-10-60580-12	REFUSE COLLECTION	4,000.00	229.18	1,638.36	2,361.64	59.0%
100-10-60600-12	SECURITY & ALARM SYSTEMS	7,425.00	98.11	2,791.59	4,633.41	62.4%
100-10-60620-08	INDIVIDUAL SOFTWARE LICENSING	5,467.00	-	-	5,467.00	100.0%
100-10-60630-08	SYSTEM SERVER HOSTING	4,410.00	262.08	1,048.32	3,361.68	76.2%
100-10-60740-12	WATER & ICE (DRINKING)	7,500.00	668.77	3,656.56	3,843.44	51.2%
	Subtotal	111,842.00	8,760.67	35,668.34	76,173.66	68.1%
	Professional Services					
100-10-61010-08	ACCREDITATION	1,500.00	-	-	1,500.00	100.0%
100-10-61020-12	ADMIN MEDICAL DIRECTOR - CONTRACT	30,000.00	7,500.00	7,500.00	22,500.00	75.0%
100-10-61060-12	NEW HIRE HR ADVERTISING	200.00	-	-	200.00	100.0%
100-10-61100-12	BACKGROUND INVESTIGATION / CREDIT REPORTING	942.00	118.00	118.00	824.00	87.5%
100-10-61160-08	COMPUTER INFO SYSTEMS MAINT CONTRACT	22,000.00	-	-	22,000.00	100.0%
100-10-61170-08	CIS WEB HOSTING / DOMAINS / CERTIFICATES	1,900.00	-	119.98	1,780.02	93.7%
100-10-61200-12	NEW HIRE HR TESTING	100.00	-	-	100.00	100.0%
100-10-61260-12	CPA AUDIT SERVICES	13,000.00	-	-	13,000.00	100.0%
100-10-61520-12	ELECTION EXPENSE	18,400.00	-	445.44	17,954.56	97.6%
100-10-61700-12	VEHICLE / PROPERTY / LIABILITY INSURANCE	116,080.00	-	28,693.12	87,386.88	75.3%

Superstition Fire & Medical District

Income Statement - Detail

For Fiscal: 2018-2019 Period Ending: 10/31/18

		Original Total Budget	Current Month Actual	YTD Actual Activity	Forecasted Remaining Budget	% Budget Remaining
100-10-61860-12	GOVERNING BOARD LEGAL SERVICES	20,000.00	7,781.95	14,493.70	5,506.30	27.5%
100-10-61880-12	HR / INVESTIGATION LEGAL SERVICES	-	-	-	-	0.0%
100-10-61920-12	MEDICAL EXAM SERVICES	63,075.00	1,905.00	52,155.00	10,920.00	17.3%
100-10-61960-12	TEMP PERSONNEL - OUTSIDE SERVICES	-	-	-	-	0.0%
100-10-62020-12	PRINTING / PUBLISHING SERVICES	2,500.00	53.05	817.92	1,682.08	67.3%
100-10-62060-12	PROFESSIONAL ORGANIZATIONS / MEMBERSHIP	5,000.00	101.19	419.43	4,580.57	91.6%
100-10-62105-08	GLOBAL SOFTWARE LICENSING	58,000.00	1,523.17	29,062.91	28,937.09	49.9%
	Subtotal	352,697.00	18,982.36	133,825.50	218,871.50	62.1%
	Financial Services					
100-10-63000-10	ADMIN FEES, BONDS & LEASES	2,000.00	432.53	584.67	1,415.33	70.8%
100-10-63100-10	FEES (RECORD / FILING / PERMIT)	250.00	-	31.25	218.75	87.5%
100-10-63140-10	INTEREST & FINANCE CHARGES	2,000.00	-	-	2,000.00	100.0%
100-10-63150-10	FINANCIAL RESERVE	1,575,876.01	-	-	1,575,876.01	100.0%
	Subtotal	1,580,126.01	432.53	615.92	1,579,510.09	100.0%
	Training Services					
100-10-64020-12	ADMINISTRATIVE TRAINING / CONFERENCES	2,400.00	210.00	885.68	1,514.32	63.1%
100-10-64040-12	BOARD OF DIRECTORS TRAINING	1,000.00	-	-	1,000.00	100.0%
100-10-64060-12	COLLEGE TUITION REIMBURSEMENT	40,000.00	1,344.00	10,248.40	29,751.60	74.4%
	Subtotal	43,400.00	1,554.00	11,134.08	32,265.92	74.3%
	Administrative Services Operating Expense Total:	2,777,197.01	123,171.78	642,813.08	2,134,383.93	76.9%
	TOTAL ADMINISTRATIVE SERVICES	**7,085,556.01**	**439,129.39**	**2,015,570.17**	**5,069,985.84**	**71.6%**
	DIVISION 20: TECHNICAL SERVICES					
	Wages					
100-20-50020-10	FLEET & FACILITIES STAFF	299,122.00	19,666.85	82,202.37	216,919.63	72.5%
100-20-52700-20	FLEET & FACILITIES STAFF OVERTIME	1,000.00	-	1,441.73	(441.73)	-44.2%
	Technical Services Wages Total:	300,122.00	19,666.85	83,644.10	216,477.90	72.1%
	Equipment & Machinery					
100-20-54050-20	DIAGNOSTIC SOFTWARE	2,300.00	16.43	2,225.17	74.83	3.3%
	Operating Supplies					
100-20-55400-20	MECHANICAL EQUIPMENT, PARTS & SUPPLIES	6,000.00	120.52	668.50	5,331.50	88.9%
100-20-55580-20	TIRES	63,000.00	6,480.23	23,498.92	39,501.08	62.7%
100-20-55620-20	VEHICLE PARTS	85,650.00	8,521.66	39,483.48	46,166.52	53.9%
	Subtotal	154,650.00	15,122.41	63,650.90	90,999.10	58.8%
	Parts & Supplies					
100-20-56800-20	FLUIDS (ANTIFREEZE, BRAKE, TRANSMISSION)	5,256.00	288.00	3,329.83	1,926.17	36.6%
100-20-56880-20	FUEL - DIESEL	62,222.00	5,088.11	21,583.82	40,638.18	65.3%
100-20-56900-20	FUEL - UNLEADED	12,675.00	1,232.37	4,748.77	7,926.23	62.5%
100-20-57060-20	MISCELLANEOUS SHOP SUPPLIES	7,370.00	770.20	2,242.88	5,127.12	69.6%
100-20-57140-20	ENGINE OIL	4,650.00	-	-	4,650.00	100.0%
100-20-58120-20	UNIFORMS & TOWELS (TECHNICAL SERVICES)	1,260.00	135.58	294.91	965.09	76.6%
	Subtotal	93,433.00	7,514.26	32,200.21	61,232.79	65.5%
	Professional Services					
100-20-61460-20	HAZARDOUS WASTE DISPOSAL	450.00	75.34	150.68	299.32	66.5%
100-20-61820-20	LADDER TESTING & CERT - AERIAL & GROUND	3,450.00	3,235.57	3,235.57	214.43	6.2%
100-20-62140-20	REPAIR & MAINTENANCE - FLEET	12,500.00	-	5,914.58	6,585.42	52.7%
	Subtotal	16,400.00	3,310.91	9,300.83	7,099.17	43.3%
	Training Services					
100-20-64470-20	FLEET SERVICES TRAINING	4,000.00	-	1,214.64	2,785.36	69.6%
	Technical Services Operating Expense Total:	270,783.00	25,964.01	108,591.75	162,191.25	59.9%
	TOTAL TECHNICAL SERVICES	**570,905.00**	**45,630.86**	**192,235.85**	**378,669.15**	**66.3%**

Superstition Fire & Medical District

Income Statement - Detail

For Fiscal: 2018-2019 Period Ending: 10/31/18

		Original Total Budget	Current Month Actual	YTD Actual Activity	Forecasted Remaining Budget	% Budget Remaining
DIVISION 30: COMMUNICATIONS SERVICES						
	Parts & Supplies					
100-30-56040-15	BATTERIES - ELECTRONICS (PORTABLE BATTERIES)	700.00	-	670.36	29.64	4.2%
100-30-57590-15	RADIO EQUIPMENT SUPPLIES	250.00	-	-	250.00	100.0%
	Subtotal	950.00	-	670.36	279.64	29.4%
	Facility Services					
100-30-59080-15	PHONE / E - 911 COMM CIRCUITS	6,000.00	370.73	1,482.92	4,517.08	75.3%
	Operating Services					
100-30-60020-15	TOPAZ / G2 MAINTENANCE	18,800.00	-	1,332.01	17,467.99	92.9%
100-30-60340-08	MCT MAINTENANCE	-	-	-	-	0.0%
100-30-60350-08	MOBILE DATA OPERATIONS	23,000.00	2,296.13	9,080.44	13,919.56	60.5%
100-30-60560-15	RADIO INFORMATION SYSTEMS MAINTENANCE	6,500.00	-	8,400.00	(1,900.00)	0.0%
	Subtotal	48,300.00	2,296.13	18,812.45	29,487.55	61.1%
	Professional Services					
100-30-61440-15	DISPATCH SERVICES - MFMD	123,000.00	8,717.50	29,196.50	93,803.50	76.3%
TOTAL COMMUNICATIONS SERVICES		**178,250.00**	**11,384.36**	**50,162.23**	**128,087.77**	**71.9%**
DIVISION 40: EMERGENCY SERVICES						
	Wages					
100-40-50040-10	ASSISTANT CHIEFS	233,523.00	17,963.29	71,731.04	161,791.96	69.3%
100-40-50140-10	ADMINISTRATIVE ASSISTANT II	47,395.00	3,611.61	14,523.12	32,871.88	69.4%
100-40-51010-10	BATTALION CHIEFS	396,813.00	23,047.13	91,041.17	305,771.83	77.1%
100-40-51030-10	CAPTAINS	2,049,653.00	159,850.83	617,743.46	1,431,909.54	69.9%
100-40-51040-10	ENGINEERS	1,444,172.00	96,603.38	370,000.23	1,074,171.77	74.4%
100-40-51050-10	FIREFIGHTERS	2,945,041.00	208,463.09	807,706.51	2,137,334.49	72.6%
100-40-52015-10	INJURY WAGES	-	3,400.20	18,407.73	(18,407.73)	0.0%
100-40-52530-12	BATTALION CHIEF COVERAGE	11,540.00	3,125.37	7,046.19	4,493.81	38.9%
100-40-52539-10	SAFER GRANT WAGES REIMBURSEMENT	(210,113.00)	-	-	(210,113.00)	100.0%
	Subtotal	6,918,024.00	516,064.90	1,998,199.45	4,919,824.55	71.1%
	OT Wages					
100-40-52540-10	FLSA HALFTIME	70,578.00	4,466.65	27,971.49	42,606.51	60.4%
100-40-52560-10	HOLIDAY PAY	68,508.00	7,524.87	22,352.42	46,155.58	67.4%
100-40-52700-12	OPS ADMIN STAFF OVERTIME	-	-	187.99	(187.99)	0.0%
100-40-52740-12	SHIFT OVERTIME	170,000.00	25,107.29	108,594.41	61,405.59	36.1%
100-40-52750-12	SPECIAL OVERTIME	1,000.00	-	101.29	898.71	89.9%
100-40-52810-12	NON-CONTRACTED SPECIAL EVENTS OT	4,015.00	-	-	4,015.00	100.0%
100-40-52850-47	SCBA OVERTIME	4,500.00	610.25	610.25	3,889.75	86.4%
100-40-52910-50	PUBLIC EVENTS / PUB ED OT	1,000.00	158.01	366.21	633.79	63.4%
	Subtotal	319,601.00	37,867.07	160,184.06	159,416.94	49.9%
	Training OT Wages					
100-40-53140-41	EMS TRAINING OT	3,040.00	-	-	3,040.00	100.0%
100-40-53240-12	PROMOTIONAL TESTING OT	2,000.00	-	452.43	1,547.57	77.4%
100-40-53260-41	FIRE OPERATIONAL TRAINING OT	9,600.00	45.20	203.41	9,396.59	97.9%
100-40-53360-41	OFFICER DEVELOPMENT OT	25,630.00	-	738.43	24,891.57	97.1%
100-40-53380-41	RECRUIT / INTERN ACADEMY OT	29,700.00	64.31	64.31	29,635.69	99.8%
100-40-53500-41	SPECIAL OPERATIONS OT	9,400.00	-	-	9,400.00	100.0%
	Subtotal	79,370.00	109.51	1,458.58	77,911.42	98.2%
	Other OT Wages					
100-40-53580-15	FIRE INVESTIGATION OT	-	-	-	-	0.0%
	Emergency Services Wages Total:	7,316,995.00	554,041.48	2,159,842.09	5,157,152.91	70.5%
	Equipment & Machinery					
100-40-54080-41	EMS EQUIPMENT & MACHINERY (ASSET)	2,000.00	-	-	2,000.00	100.0%
100-40-54120-40	FIRE OPS EQUIPMENT & MACHINERY (ASSET)	2,500.00	-	-	2,500.00	100.0%
100-40-54140-40	FIRE OPS HOSE (ASSET)	8,000.00	-	-	8,000.00	100.0%
100-40-54165-41	FIRE OPS TRAINING EQUIPMENT (ASSET)	-	-	-	-	0.0%
100-40-54300-42	PHYSICAL FITNESS EQUIPMENT (ASSET)	1,333.00	-	-	1,333.00	100.0%
100-40-54420-47	SCBA AIR MASKS (ASSET)	8,000.00	-	-	8,000.00	100.0%
100-40-54460-41	SPECIAL OPERATIONS EQUIPMENT (ASSET)	-	-	-	-	0.0%
	Subtotal	21,833.00	-	-	21,833.00	100.0%

Superstition Fire & Medical District

Income Statement - Detail

For Fiscal: 2018-2019 Period Ending: 10/31/18

		Original Total Budget	Current Month Actual	YTD Actual Activity	Forecasted Remaining Budget	% Budget Remaining
	Operating Supplies					
100-40-55100-41	EMS PARTS AND SUPPLIES	32,800.00	1,674.37	2,219.31	30,580.69	93.2%
100-40-55200-20	FIRE OPS EQUIPMENT, PARTS, SUPPLIES & MAINT	25,800.00	2,014.20	5,873.63	19,926.37	77.2%
100-40-55220-41	FIRE OPS TRAINING TOOLS & SUPPLIES	3,500.00	190.00	190.00	3,310.00	94.6%
100-40-55440-42	PHYSICAL FITNESS TRAINING TOOLS, SUPP & MAINT	1,333.00	-	295.96	1,037.04	77.8%
100-40-55480-42	SAFETY EQUIPMENT, PARTS & SUPPLIES	1,000.00	809.18	809.18	190.82	19.1%
100-40-55520-47	SCBA TOOLS, EQUIPMENT & SUPPLIES	2,000.00	378.31	797.21	1,202.79	60.1%
100-40-55560-41	SPECIAL OPS (TRT/HAZ-MAT) OPERATING EXPENSES	11,000.00	-	112.00	10,888.00	99.0%
100-40-55580-41	SPECIAL OPS (WILDLAND) OPERATING EXPENSES	8,500.00	-	277.00	8,223.00	96.7%
	Subtotal	85,933.00	5,066.06	10,574.29	75,358.71	87.7%
	Parts & Supplies					
100-40-56220-41	COMM HEALTH SERVICES SUPPLIES	3,000.00	1,000.36	1,000.36	1,999.64	66.7%
100-40-56760-40	FIRE REHAB - PERISHABLES	500.00	-	-	500.00	100.0%
100-40-57245-42	PPE (PERSONAL PROTECTIVE EQUIPMENT)	-	250.87	1,450.79	(1,450.79)	0.0%
	Subtotal	3,500.00	1,251.23	2,451.15	1,048.85	30.0%
	Operating Services					
100-40-60140-20	SCBA COMPRESSOR MAINTENANCE	3,000.00	-	-	3,000.00	100.0%
100-40-60700-12	TOWEL & LINEN SERVICES	10,000.00	1,739.92	3,553.25	6,446.75	64.5%
	Subtotal	13,000.00	1,739.92	3,553.25	9,446.75	72.7%
	Professional Services					
100-40-61080-20	AIR QUALITY TESTING	650.00	-	532.16	117.84	18.1%
100-40-61120-12	BAY DOOR MAINTENANCE	10,800.00	-	2,880.38	7,919.62	73.3%
100-40-61530-41	EMS CARDIAC MONITOR MAINTENANCE & SUPPLIES	20,737.00	4,068.00	15,863.55	4,873.45	23.5%
100-40-61650-12	INFECTION CONTROL MEDICAL EXAM SERVICE	1,500.00	-	-	1,500.00	100.0%
100-40-61660-41	INSTRUCTOR SERVICES - CE	250.00	-	-	250.00	100.0%
100-40-61980-42	PPE CLOTHING MAINTENANCE & DECONTAMINATION	25,000.00	1,273.00	3,702.50	21,297.50	85.2%
100-40-62200-47	SCBA TESTING & CALIBRATION	3,600.00	-	2,795.00	805.00	22.4%
	Subtotal	62,537.00	5,341.00	25,773.59	36,763.41	58.8%
	Training Services					
100-40-64020-41	FIRE OPS / EMS OUTSIDE TRAINING	5,200.00	-	837.00	4,363.00	83.9%
100-40-64400-42	HEALTH, SAFETY, & WELLNESS TRAINING & SUPPLIES	333.00	-	-	333.00	100.0%
100-40-64420-41	INTERN / RECRUIT ACADEMY & SUPPLIES	18,800.00	4,796.33	4,796.33	14,003.67	74.5%
100-40-64550-41	OFFICER DEVELOPMENT TRAINING & SUPPLIES	11,150.00	2,550.00	9,479.79	1,670.21	15.0%
	Subtotal	35,483.00	7,346.33	15,113.12	20,369.88	57.4%
	Emergency Services Operating Expense Total:	222,286.00	20,744.54	57,465.40	164,820.60	74.1%
	TOTAL EMERGENCY SERVICES	**7,539,281.00**	**574,786.02**	**2,217,307.49**	**5,321,973.51**	**70.6%**
	DIVISION 50: COMMUNITY SERVICES / FIRE PREVENTION					
	Wages					
100-50-50260-10	COMMUNITY RISK REDUCTION SPECIALIST	75,050.00	5,773.08	23,050.94	51,999.06	69.3%
100-50-50265-10	COMM SERVICES GRANT COMP REIMBURSEMENT	-	-	(16,306.00)	16,306.00	0.0%
	Subtotal	75,050.00	5,773.08	6,744.94	68,305.06	91.0%
	OT Wages					
100-50-52700-15	PREVENTION / FIRE INVESTIGATION OVERTIME	-	-	-	-	0.0%
100-50-52965-15	SPECIAL PUBLIC EVENTS OT	-	-	-	-	0.0%
	Subtotal	-	-	-	-	0.0%
	Community Services / Fire Prevention Wages Total:	75,050.00	5,773.08	6,744.94	68,305.06	91.0%
	Operating Supplies					
100-50-55160-50	FIRE CODE BOOKS & MANUALS	200.00	-	115.99	84.01	42.0%
100-50-55180-15	FIRE INVESTIGATION TOOLS & EQUIPMENT	-	-	-	-	0.0%
100-50-55260-50	FIRE PREVENTION TOOLS & EQUIPMENT	150.00	-	-	150.00	100.0%
100-50-55640-59	MULTI MEDIA SOFTWARE LICENSES	1,000.00	474.98	474.98	525.02	52.5%
	Subtotal	1,350.00	474.98	590.97	759.03	56.2%
	Parts & Supplies					
100-50-56740-50	FIRE PREVENTION SUPPLIES	400.00	-	-	400.00	100.0%
100-50-57640-50	SAFETY & EDUCATION PROMO MATERIALS	2,500.00	756.10	756.10	1,743.90	69.8%
	Subtotal	2,900.00	756.10	756.10	2,143.90	73.9%
	Operating Services					
100-50-60150-50	EMERGENCY EVENT SUPPLIES	1,500.00	484.56	759.12	740.88	49.4%
100-50-60200-50	SELF INSPECTION SUPPLIES	500.00	-	55.00	445.00	89.0%
	Subtotal	2,000.00	484.56	814.12	1,185.88	59.3%

Superstition Fire & Medical District

Income Statement - Detail

For Fiscal: 2018-2019 Period Ending: 10/31/18

		Original Total Budget	Current Month Actual	YTD Actual Activity	Forecasted Remaining Budget	% Budget Remaining
	Professional Services					
100-50-61370-50	COMMUNITY RELATIONS PRINTED MATERIALS	1,500.00	98.19	98.19	1,401.81	93.5%
100-50-61380-50	WATER SAFETY EVENTS	300.00	-	-	300.00	100.0%
100-50-62010-08	PRE-PLAN DEVELOPMENT	4,000.00	2,000.00	2,000.00	2,000.00	50.0%
100-50-62080-50	PROF OUTSIDE SVCS (PLAN REVIEW)	-	-	-	-	0.0%
	Subtotal	5,800.00	2,098.19	2,098.19	3,701.81	63.8%
	Training Services					
100-50-64240-15	FIRE ARSON / INVESTIGATOR TRAINING	-	-	-	-	0.0%
100-50-64260-50	COMMUNITY RISK REDUCTION SPECIALIST TRAINING	1,500.00	-	189.50	1,310.50	87.4%
100-50-64370-15	MULTI-MEDIA TRAINING	-	-	-	-	0.0%
100-50-64760-50	COMMUNITY SERVICES GRANT SUPPLIES MATCHING	633.00	-	-	633.00	100.0%
	Subtotal	2,133.00	-	189.50	1,943.50	91.1%
	Community Services / Fire Prevention Operating Expense Total:	14,183.00	3,813.83	4,448.88	9,734.12	68.6%
	TOTAL COMMUNITY SERVICES / FIRE PREVENTION	**89,233.00**	**9,586.91**	**11,193.82**	**78,039.18**	**87.5%**
	GRAND TOTAL GENERAL FUND	**$ 15,463,225.01**	**$ 1,080,517.54**	**$ 4,486,469.56**	**$ 10,976,755.45**	**71.0%**
	Net Financial Sources (Uses):	**$ (1,583,930.01)**	**$ 3,553,358.48**	**$ 1,863,843.38**	**$ (3,447,773.39)**	
	Beginning Unrestricted Fund Balance July 1, 2018	**$1,583,930.01**				

Superstition Fire & Medical District

Income Statement - Detail

For Fiscal: 2018-2019 Period Ending: 10/31/18

		Original Total Budget	Current Month Actual	YTD Actual Activity	Forecasted Remaining Budget	% Budget Remaining
	Fund: 150 - TRANSPORT SERVICES					
Revenue						
150-10-42100-10	ALS TRANSPORT REVENUE	2,731,573.00	229,785.92	863,290.57	1,868,282.43	68.4%
150-10-42125-10	TRANSPORT CUSTOMER REFUNDS	(20,000.00)	(1,826.01)	(11,950.61)	(8,049.39)	0.0%
150-10-42180-10	COLLECTIONS REVENUE	14,764.00	219.97	7,394.26	7,369.74	49.9%
150-10-45700-10	INVESTMENT EARNINGS	2,000.00	318.42	1,125.95	874.05	0.0%
150-10-45900-10	OTHER INCOME	-	(300.00)	(588.00)	588.00	0.0%
150-80-48020-02	TRANSFER IN (200 FUND)	175,147.68	-	-	175,147.68	0.0%
150-80-48100-10	TRANSFER OUT (200 FUND)	-	-	-	-	0.0%
	Revenue Total:	**$ 2,903,484.68**	**$ 228,198.30**	**$ 859,272.17**	**2,044,212.51**	70.4%
Expense						
	DIVISION 10: ADMINISTRATIVE SERVICES					
	Wages					
150-10-50000-10	FIRE CHIEF	13,480.00	1,036.92	4,147.72	9,332.28	69.2%
150-10-50010-10	ADMIN SERVICES STAFF	41,306.00	3,177.38	12,709.64	28,596.36	69.2%
150-10-52510-10	WAGE ALLOWANCE (CELL PHONES)	945.00	72.69	290.76	654.24	69.2%
	Subtotal	55,731.00	4,286.99	17,148.12	38,582.88	69.2%
	Employer Provided Benefits					
150-10-53710-10	PENSION (PSPRS)	18,261.00	1,404.69	5,618.78	12,642.22	69.2%
150-10-53760-10	PENSION (ASRS)	152,255.00	10,973.15	44,532.25	107,722.75	70.8%
150-10-53770-10	BENEFIT CONTRIBUTIONS	294,963.00	22,689.46	90,306.86	204,656.14	69.4%
150-10-53810-10	SOCIAL SECURITY	77,513.00	6,056.29	24,408.34	53,104.66	68.5%
150-10-53830-10	MEDICARE	19,760.00	1,541.94	6,210.58	13,549.42	68.6%
150-10-53860-10	INDUSTRIAL INSURANCE	22,003.00	14.00	7,996.68	14,006.32	63.7%
150-10-53870-10	INDUSTRIAL INSURANCE - VOLUNTEERS	-	-	-	-	0.0%
150-10-53910-10	MEDICAL INSURANCE	-	(1,212.00)	1,151.07	(1,151.07)	0.0%
150-10-53920-10	DENTAL INSURANCE	-	(140.99)	144.36	(144.36)	0.0%
150-10-53930-10	VISION INSURANCE	-	10.56	49.67	(49.67)	0.0%
150-10-53940-10	EMPLOYEE ASSISTANCE PROGRAM	2,652.00	261.12	998.40	1,653.60	62.4%
150-10-53950-10	LIFE INSURANCE	2,052.00	272.00	1,040.00	1,012.00	49.3%
150-10-53965.10	COBRA REIMBURSEMENT INCOME	-	-	(774.76)	774.76	0.0%
150-10-53997-10	EARNED LEAVE SEPARATION (ELSP) PROGRAM	-	-	1,764.10	(1,764.10)	0.0%
150-10-53998-10	EARNED LEAVE SEPARATION PROGRAM - FICA	-	-	134.95	(134.95)	0.0%
	Subtotal	589,459.00	41,870.22	183,581.28	405,877.72	68.9%
	Admin Services Compensation & Benefits Total:	**645,190.00**	**46,157.21**	**200,729.40**	**444,460.60**	**68.9%**
	Equipment & Machinery					
150-10-54040-08	COMPUTER EQUIPMENT	3,700.00	-	-	3,700.00	100.0%
	Operating Supplies					
150-10-55060-08	COMPUTER / PRINTER SUPPLIES & MAINTENANCE	600.00	-	-	600.00	100.0%
	Parts & Supplies					
150-10-55550-12	OFFICE FURNITURE & EQUIPMENT, PARTS & SUPPLIES	7,000.00	-	599.65	6,400.35	91.4%
150-10-55670-50	VOLUNTEER EXPENSES	100.00	-	-	100.00	100.0%
150-10-56340-12	CLEANING SUPPLIES	5,550.00	496.47	2,564.62	2,985.38	53.8%
150-10-56600-12	FACILITY MAINTENANCE	6,150.00	776.18	2,607.08	3,542.92	57.6%
150-10-56860-12	FOOD / BEVERAGES	-	-	-	-	0.0%
150-10-57100-12	OFFICE SUPPLIES	1,525.00	134.48	557.95	967.05	63.4%
150-10-57200-12	POSTAGE / DELIVERY SERVICES	800.00	70.27	446.84	353.16	44.1%
150-10-57440-12	PROFESSIONAL PUBS / SUBSCRIPTIONS	-	-	-	-	0.0%
150-10-57600-12	HONOR GUARD	1,000.00	-	-	1,000.00	100.0%
150-10-57620-12	REWARDS / RECOGNITION / FLOWER SUPPLIES	100.00	-	-	100.00	100.0%
150-10-57660-12	PEER SUPPORT	100.00	-	-	100.00	100.0%
150-10-57680-12	TS ID BADGES	400.00	-	-	400.00	100.0%
150-10-58000-12	UNIFORMS (CIVILIAN)	15,000.00	4,011.98	4,913.02	10,086.98	67.2%
	Subtotal	37,725.00	5,489.38	11,689.16	26,035.84	69.0%
	Facility Services					
150-10-59000-12	FACILITY RENT	6,000.00	2,000.00	3,000.00	3,000.00	50.0%
150-10-59020-12	ELECTRICITY	37,900.00	5,684.68	15,576.64	22,323.36	58.9%
150-10-59040-12	FACILITY PROJECTS	14,000.00	2,227.58	3,728.74	10,271.26	73.4%
150-10-59060-12	NATURAL GAS	3,250.00	1,501.99	1,705.02	1,544.98	47.5%
150-10-59100-08	PHONE	7,953.00	596.20	2,373.95	5,579.05	70.2%
150-10-59160-12	WATER SOFTENER SUPPLIES	1,920.00	187.52	640.57	1,279.43	66.6%
150-10-59180-12	SEWER / SEPTIC	2,150.00	170.91	685.23	1,464.77	68.1%
150-10-59200-12	WATER	8,400.00	770.66	2,339.88	6,060.12	72.1%
	Subtotal	81,573.00	13,139.54	30,050.03	51,522.97	63.2%

Superstition Fire & Medical District

Income Statement - Detail

For Fiscal: 2018-2019 Period Ending: 10/31/18

		Original Total Budget	Current Month Actual	YTD Actual Activity	Forecasted Remaining Budget	% Budget Remaining
	Operating Services					
150-10-60180-08	COPIER MAINTENANCE & SUPPLIES	2,000.00	164.65	658.60	1,341.40	67.1%
150-10-60230-12	DOCUMENT DISPOSAL SERVICES	100.00	-	36.66	63.34	63.3%
150-10-60240-12	EXTERMINATING	1,300.00	101.94	407.75	892.25	68.6%
150-10-60310-08	INTERNET	36,000.00	2,459.16	9,836.64	26,163.36	72.7%
150-10-60580-12	LANDSCAPING	575.00	366.68	366.68	208.32	36.2%
150-10-60580-12	REFUSE COLLECTION	900.00	100.82	659.32	240.68	26.7%
150-10-60600-12	SECURITY & ALARM SYSTEMS	2,500.00	21.59	882.21	1,617.79	64.7%
150-10-60620-08	INDIVIDUAL SOFTWARE LICENSING	700.00	-	-	700.00	100.0%
150-10-60630-08	SYSTEM SERVER HOSTING	2,201.00	131.04	393.12	1,807.88	82.1%
150-10-60740-12	WATER & ICE (DRINKING)	2,900.00	384.28	1,703.34	1,196.66	41.3%
	Subtotal	49,176.00	3,730.16	14,944.32	34,231.68	69.6%
	Professional Services					
150-10-61020-12	ADMIN MEDICAL DIR - CONTRACT	15,000.00	3,750.00	3,750.00	11,250.00	75.0%
150-10-61060-12	NEW HIRE HR ADVERTISING	100.00	-	-	100.00	100.0%
150-10-61100-12	BACKGROUND / CREDIT REPORTG	1,000.00	22.00	508.00	492.00	49.2%
150-10-61160-08	CIS MAINT CONTRACT	2,500.00	-	-	2,500.00	100.0%
150-10-61170-08	CIS WEB HOSTING / DOMAIN CERTIFICATES	100.00	-	-	100.00	100.0%
150-10-61260-12	CPA AUDIT SERVICES	3,500.00	-	-	3,500.00	100.0%
150-10-61520-12	ELECTION EXPENSES	9,200.00	-	-	9,200.00	100.0%
150-10-61700-12	VEHICLE / PROPERTY / LIABILITY INS	24,000.00	-	5,738.63	18,261.37	76.1%
150-10-61860-12	GOVERNING BOARD LEGAL SERVICES	3,000.00	2,967.23	6,321.60	(3,321.60)	-110.7%
150-10-61880-12	HR / INVESTIGATION LEGAL SERVICES	100.00	-	-	100.00	100.0%
150-10-61920-12	MEDICAL EXAM SERVICES	250.00	-	390.00	(140.00)	-56.0%
150-10-62020-12	PRINTING / PUBLISHING SERVICES	800.00	-	219.99	580.01	72.5%
150-10-62060-12	PROFESSIONAL ORGS / MEMBERSHIP	100.00	43.47	108.63	(8.63)	-8.6%
150-10-62105-08	GLOBAL SOFTWARE LICENSING	23,000.00	114.66	14,015.56	8,984.44	39.1%
	Subtotal	82,650.00	6,897.36	31,052.41	51,597.59	62.4%
	Training Services					
150-10-63000-10	ADMIN FEES, BONDS & LEASES	250.00	178.77	242.77	7.23	2.9%
150-10-63140-10	INTEREST & FINANCE CHARGES	6,250.00	-	-	6,250.00	100.0%
150-10-63150-10	FINANCIAL RESERVE	110,239.37	-	-	110,239.37	100.0%
150-10-63200-10	BILLING & COLLECTIONS FEES	133,636.00	9,121.68	30,179.18	103,456.82	77.4%
150-10-64020-12	ADMIN TRAINING / CONFERENCES	600.00	-	256.11	343.89	57.3%
150-10-64040-12	BOARD OF DIRECTORS TRAINING	100.00	-	-	100.00	100.0%
150-10-64060-12	COLLEGE TUITION REIMBURSEMENT	8,000.00	-	1,768.42	6,231.58	77.9%
	Subtotal	259,075.37	9,300.45	32,446.48	226,628.89	87.5%
	Administrative Services Operating Expense Total:	514,499.37	38,556.89	120,182.40	394,316.97	76.6%
	TOTAL ADMINISTRATIVE SERVICES	**1,159,689.37**	**84,714.10**	**320,911.80**	**838,777.57**	72.3%
	DIVISION 20: TECHNICAL SERVICES					
	Wages					
150-20-50020-10	FLEET & FACILITIES STAFF	9,728.00	1,253.56	4,576.87	5,151.13	53.0%
	Technical Services Wages Total:	9,728.00	1,253.56	4,576.87	5,151.13	53.0%
	Equipment & Machinery					
150-20-54050-20	DIAGNOSTIC SOFTWARE	300.00	-	73.15	226.85	75.6%
	Operating Supplies					
150-20-55400-20	MECH EQUIPMENT, PARTS & SUPPLIES	650.00	-	-	650.00	100.0%
150-20-55580-20	TIRES	5,800.00	3,162.38	5,288.54	511.46	8.8%
150-20-55620-20	VEHICLE PARTS	2,920.00	2,334.12	4,287.75	(1,367.75)	-46.8%
	Subtotal	9,370.00	5,496.50	9,576.29	(206.29)	-2.2%
	Parts & Supplies					
150-20-56800-20	FLUIDS (ANTIFREEZE, BRAKE, TRANSMISSION)	550.00	-	170.71	379.29	69.0%
150-20-56880-20	FUEL - DIESEL	22,000.00	2,361.04	7,775.87	14,224.13	64.7%
150-20-56900-20	FUEL - UNLEADED	1,200.00	442.84	660.56	539.44	45.0%
150-20-57060-20	MISCELLANEOUS SHOP SUPPLIES	500.00	172.70	450.04	49.96	10.0%
150-20-57140-20	ENGINE OIL	1,400.00	-	-	1,400.00	100.0%
150-20-58120-20	UNIFORMS & TOWELS (TECH SRVS)	377.00	67.78	147.45	229.55	60.9%
	Subtotal	26,027.00	3,044.36	9,204.63	16,822.37	64.6%
	Professional Services					
150-20-61460-20	HAZARDOUS WASTE DISPOSAL	190.00	37.67	75.34	114.66	60.3%
150-20-62140-20	REPAIR & MAINTENANCE - FLEET	2,000.00	-	902.68	1,097.32	54.9%
	Subtotal	2,190.00	37.67	978.02	1,211.98	55.3%
	Training Services					
150-20-64470-20	FLEET SERVICES TRAINING	500.00	-	-	500.00	100.0%
	Technical Services Operating Expense Total:	38,387.00	8,578.53	19,832.09	18,554.91	48.3%
	TOTAL TECHNICAL SERVICES	**48,115.00**	**9,832.09**	**24,408.96**	**23,706.04**	49.3%

Superstition Fire & Medical District

Income Statement - Detail

For Fiscal: 2018-2019 Period Ending: 10/31/18

		Original Total Budget	Current Month Actual	YTD Actual Activity	Forecasted Remaining Budget	% Budget Remaining
DIVISION 30: COMMUNICATIONS SERVICES						
	Operating Services					
150-30-59080-15	PHONE / E-911 COMMUNICATION CIRCUITS	2,375.00	185.37	741.48	1,633.52	68.8%
150-30-60020-15	TOPAZ / G2 MAINTENANCE	9,400.00	-	590.99	8,809.01	93.7%
150-30-60350-08	MOBILE DATA OPERATIONS	6,873.00	406.71	1,625.21	5,247.79	76.4%
150-30-60560-15	RADIO INFO SYSTEMS MAINTENANCE	500.00	-	1,125.00	(625.00)	0.0%
	Subtotal	19,148.00	592.08	4,082.68	15,065.32	78.7%
	Professional Services					
150-30-61440-15	DISPATCH SERVICES - MFMD	146,658.00	11,137.50	31,750.00	114,908.00	78.4%
TOTAL COMMUNICATIONS SERVICES		**165,806.00**	**11,729.58**	**35,832.68**	**129,973.32**	**78.4%**
DIVISION 40: TRANSPORT SERVICES						
	Wages					
150-40-50040-10	ASSISTANT CHIEFS	23,456.00	1,804.31	7,217.22	16,238.78	69.2%
150-40-50140-10	CON OPERATIONS MANAGEMENT	133,477.00	10,267.44	41,006.53	92,470.47	69.3%
150-40-51010-10	BATTALION CHIEFS	47,264.00	3,635.69	14,542.78	32,721.22	69.2%
150-40-51030-10	CAPTAINS	28,356.00	2,181.23	8,724.92	19,631.08	69.2%
150-40-51600-10	PARAMEDIC (FULL TIME)	537,425.00	40,823.07	162,781.38	374,643.62	69.7%
150-40-51650-10	EMT (FULL TIME)	447,601.00	32,593.33	131,093.43	316,507.57	70.7%
150-40-51700-10	PARAMEDIC (PART TIME)	-	768.00	4,124.00	(4,124.00)	0.0%
150-40-51750-10	EMT (PART TIME)	-	2,595.38	6,125.65	(6,125.65)	0.0%
150-40-51800-10	SWORN COVERAGE - WAGES	-	1,391.37	8,536.96	(8,536.96)	0.0%
	Subtotal	1,217,579.00	96,059.82	384,152.87	833,426.13	68.4%
	OT / Other Wages					
150-40-52015-10	INJURY WAGES	-	-	251.20	(251.20)	0.0%
150-40-52560-10	HOLIDAY PAY	8,061.00	895.56	2,638.35	5,422.65	67.3%
150-40-52740-12	REGULAR OVERTIME	49,211.00	1,177.66	11,341.38	37,869.62	77.0%
150-40-52750-12	SPECIAL OVERTIME	-	-	-	-	0.0%
150-40-52800-12	CONTRACTED SPECIAL EVENTS OVERTIME	-	-	-	-	0.0%
150-40-53140-41	EMS TRAINING OT	500.00	-	-	500.00	100.0%
150-40-53380-41	NEW HIRE TRAINING	-	-	-	-	0.0%
	Subtotal	57,772.00	2,073.22	14,230.93	43,541.07	75.0%
	Transport Services Wages Total:	1,275,351.00	98,133.04	398,383.80	876,967.20	68.8%
	Equipment & Machinery					
150-40-54000-10	VEHICLE / EQUIPMENT LEASE PAYMENTS	175,147.68	-	-	175,147.68	100.0%
150-40-54080-41	EMS EQUIP & MACHINERY (ASSET)	3,000.00	-	-	3,000.00	100.0%
150-40-54300-42	PHYSICAL FITNESS EQUIPMENT (ASSET)	667.00	-	-	667.00	100.0%
	Subtotal	178,814.68	-	-	178,814.68	100.0%
	Operating Supplies					
150-40-55100-41	EMS PARTS & SUPPLIES	5,000.00	-	703.63	4,296.37	85.9%
150-40-55440-42	PHYSICAL FITNESS TRAINING, TOOLS & SUPPLIES	667.00	-	-	667.00	100.0%
150-40-56450-41	EMS MEDICAL SUPPLIES	183,250.00	5,537.40	14,948.53	168,301.47	91.8%
150-40-56460-41	EMS MEDICATION RESTOCK SUPPLIES	25,000.00	278.20	24,804.08	195.92	0.8%
150-40-57000-41	IMMUNIZATION CLINIC SUPPLIES	6,000.00	-	3,544.27	2,455.73	40.9%
150-40-57245-42	PPE REPLACEMENT	-	-	-	-	0.0%
	Subtotal	219,917.00	5,815.60	44,000.51	175,916.49	80.0%
	Operating Services					
150-40-60040-41	BIO-HAZARD WASTE	1,800.00	-	559.82	1,240.18	68.9%
150-40-60700-12	TOWEL & LINEN SERVICES	2,320.00	503.52	1,025.69	1,294.31	55.8%
	Subtotal	4,120.00	503.52	1,585.51	2,534.49	61.5%
	Professional Services					
150-40-61120-12	BAY DOOR MAINTENANCE	1,278.00	641.13	641.13	636.87	49.8%
150-40-61530-41	EMS CARDIAC MONITOR MAINT & SUPP	7,966.00	(4,068.00)	7,922.76	43.24	0.5%
150-40-61650-12	INFECTION CONTROL MEDICAL EXAM SERVICE	1,000.00	-	-	1,000.00	100.0%
	Subtotal	10,244.00	(3,426.87)	8,563.89	1,680.11	16.4%
	Training Services					
150-40-64020-41	EMS CONFERENCES / OUTSIDE TRAINING	500.00	-	-	500.00	100.0%
150-40-64400-42	HEALTH, SAFETY, & WELLNESS TRNG & SUPPLIES	167.00	-	-	167.00	100.0%
	Subtotal	667.00	-	-	667.00	100.0%
	Transport Services Operating Expense Total:	413,762.68	2,892.25	54,149.91	359,612.77	86.9%
TOTAL TRANSPORT OPERATIONS		**1,689,113.68**	**101,025.29**	**452,533.71**	**1,236,579.97**	**73.2%**

Superstition Fire & Medical District

Income Statement - Detail

For Fiscal: 2018-2019 Period Ending: 10/31/18

		Original Total Budget	Current Month Actual	YTD Actual Activity	Forecasted Remaining Budget	% Budget Remaining
		1,513,966.00			1,061,432.29	70.1%
DIVISION 50: COMMUNITY SERVICES / FIRE PREVENTION						
	Parts & Supplies					
150-50-56920-50	SAFETY & EDUCATION PROMOTIONAL MATERIALS	500.00	-	-	500.00	100.0%
	Professional Services					
150-50-61370-50	COMMUNITY RELATIONS PRINTED MATERIALS	500.00	-	-	500.00	100.0%
TOTAL COMMUNITY SERVICES / FIRE PREVENTION		**1,000.00**	**-**	**-**	**1,000.00**	**100.0%**
GRAND TOTAL TRANSPORT SERVICES FUND		**$ 3,063,724.05**	**$ 207,301.06**	**$ 833,687.15**	**$ 2,230,036.90**	**72.8%**
	Net Financial Sources (Uses):	**$ (160,239.37)**	**$ 20,897.24**	**$ 25,585.02**	**$ (185,824.39)**	
	Beginning Unrestricted Fund Balance July 1, 2018	**$160,239.37**				

Superstition Fire & Medical District

Income Statement - Detail

For Fiscal: 2018-2019 Period Ending: 10/31/18

		Original Total Budget	Current Month Actual	YTD Actual Activity	Forecasted Remaining Budget	% Budget Remaining
Fund: 200 - CAPITAL PROJECTS						
Revenue						
	Direct Taxes					
200-10-41000-10	REAL & SECURED PROPERTY TAXES	894,405.00	311,852.87	398,230.09	496,174.91	55.5%
200-10-41050-10	UNSECURED PERS PROPERTY TAXES	70,203.00	22,719.03	38,147.52	32,055.48	45.7%
200-10-41080-10	MARICOPA COUNTY PROPERTY TAXES	1,046.00	-	-	1,046.00	100.0%
200-10-41200-10	SRP CONTRIBUTIONS	29,000.00	-	-	29,000.00	100.0%
	Subtotal	**$ 994,654.00**	**$ 334,571.90**	**$ 436,377.61**	**$ 558,276.39**	**56.1%**
200-10-45700-10	INVESTMENT EARNINGS	4,000.00	1,345.11	5,243.80	(1,243.80)	-31.1%
200-10-45900-10	OTHER INCOME	-	-	-	-	0.0%
200-80-48100-10	TRANSFER OUT (150 FUND)	(175,147.68)	-	-	(175,147.68)	0.0%
200-80-48100-10	TRANSFER OUT (400 FUND)	(26,218.00)	-	-	(26,218.00)	0.0%
200-90-49500-15	DISTRICT EQUIPMENT SALES	-	-	-	-	0.0%
	Revenue Total:	**$ 797,288.32**	**$ 335,917.01**	**$ 441,621.41**	**$ 355,666.91**	**44.6%**
Expense						
200-10-63150-10	FINANCIAL RESERVE	375,232.37	-	0.05	375,232.32	100.0%
200-70-71002-25	BUILDINGS & SYSTEMS	22,500.00	5,860.00	12,980.00	9,520.00	42.3%
200-70-72240-20	VEHICLES / GENERAL PURPOSE	1,053,354.32	-	760,648.87	292,705.45	27.8%
200-70-72340-20	APPARATUS EQUIPMENT	-	-	-	-	0.0%
200-70-72510-30	COMM MICROWAVE UPGRADE	16,886.00	-	3,543.67	13,342.33	79.0%
200-70-52515-30	COMM SYSTEM SOFTWARE	60,000.00	-	57,244.85	2,755.15	4.6%
200-70-72660-30	RADIO COMM EQUIP - PORTABLE	48,000.00	-	-	48,000.00	100.0%
200-70-72670-40	RADIO COMM EQUIP - WIRELESS	-	-	-	-	0.0%
200-70-72740-40	FIRE PROT EQUIP - SPECIALIZED	150,000.00	-	-	150,000.00	0.0%
200-70-72770-47	SCBA PACKS & BOTTLES	75,000.00	73,548.62	73,548.62	1,451.38	0.0%
200-70-72800-40	THERMAL IMAGING CAMERAS	10,350.00	-	10,125.05	224.95	2.2%
200-70-73420-41	EMS CAPITAL EQUIPMENT	42,500.00	-	-	42,500.00	100.0%
200-70-73515-15	COMPUTER EQUIPMENT	25,000.00	18,068.53	18,068.53	6,931.47	27.7%
200-70-73520-15	COMPUTER SOFTWARE	36,621.00	-	15,163.00	21,458.00	58.6%
200-70-73540-25	FACILITY EQUIPMENT	-	-	-	-	0.0%
200-70-73840-44	FITNESS EQUIPMENT	-	-	-	-	0.0%
	Expense Total:	**$ 1,915,443.69**	**$ 97,477.15**	**$ 951,322.64**	**$ 964,121.05**	**50.3%**
	Net Financial Sources (Uses):	**$ (1,118,155.37)**	**$ 238,439.86**	**$ (509,701.23)**	**$ (50,177.75)**	
	Beginning Restricted Fund Balance July 1, 2018	**$1,118,155.37**				

Superstition Fire & Medical District

Income Statement - Detail

For Fiscal: 2018-2019 Period Ending: 10/31/18

		Original Total Budget	Current Month Actual	YTD Actual Activity	Forecasted Remaining Budget	% Budget Remaining
Fund: 400 - SPECIAL REVENUE						
Revenue						
400-10-45700-10	INVESTMENT EARNINGS	600.00	68.66	223.09	376.91	62.8%
400-10-46700-10	GRANT - FIRE PREVENTION	-	-	-	-	0.0%
400-10-46750-10	GRANT - FEMA (SHARE)	-	-	-	-	0.0%
400-10-46750-10	GRANT - OTHER	262,187.00	-	-	262,187.00	100.0%
400-10-47020-41	AED DONATIONS	6,500.00	-	12,000.00	(5,500.00)	-84.6%
400-10-47100-41	EMS CARDIAC DONATIONS	15,000.00	-	-	15,000.00	100.0%
400-10-47110-41	EMS EQUIPMENT DONATIONS	-	-	-	-	0.0%
400-10-47120-50	FIRE PREVENTION / PUBLIC EDUCATION	100.00	10.00	10.00	90.00	90.0%
400-10-47130-10	GENERAL DONATIONS	5,000.00	75.00	1,525.00	3,475.00	69.5%
400-80-48020-02	TRANSFER IN (200 Fund)	26,218.00	-	-	26,218.00	100.0%
400-80-48020-10	TRANSFER IN (100 Fund)	-	-	-	-	0.0%
400-80-48100-10	TRANSFER OUT (100 Fund)	-	-	-	-	0.0%
	Revenue Total:	**$ 315,605.00**	**$ 153.66**	**$ 13,758.09**	**$ 301,846.91**	**95.6%**
Expense						
400-10-63610-10	UNDESIGNATED INVESTMENT EARNINGS RES	157.95	-	-	157.95	100.0%
400-50-77250-50	AED DONATIONS - EXPENDITURES	24,400.00	3,284.16	9,560.83	14,839.17	60.8%
400-50-77260-50	EMS EQUIPMENT DONATIONS	-	-	-	-	0.0%
400-50-77270-50	FIRE PREVENTION / PUBLIC EDUCATION	250.00	-	-	250.00	100.0%
400-50-77280-50	GENERAL DONATIONS	15,000.00		13,868.70	1,131.30	7.5%
400-70-77510-41	EMS CARDIAC DONATIONS	37,500.00	-	-	37,500.00	100.0%
400-70-78700-10	GRANT - FIRE PREVENTION	-	-	-	-	0.0%
400-70-78800-10	GRANT - OTHER	288,405.00	-	-	288,405.00	100.0%
400-70-79440-10	FEMA GRANT (FEDERAL SHARE)	-	-	-	-	0.0%
	Expense Total:	**$ 365,712.95**	**$ 3,284.16**	**$ 23,429.53**	**$ 342,283.42**	**93.6%**
	Net Financial Sources (Uses):	**$ (50,107.95)**	**$ (3,130.50)**	**$ (9,671.44)**	**$ (40,436.51)**	
	Beginning Restricted Fund Balance July 1, 2018	**$50,107.95**				

Superstition Fire & Medical District

Income Statement - Detail

For Fiscal: 2018-2019 Period Ending: 10/31/18

		Original Total Budget	Current Month Actual	YTD Actual Activity	Forecasted Remaining Budget	% Budget Remaining
Fund: 500 - DEBT RETIREMENT PRINCIPAL						
Revenue						
500-10-41000-10	REAL & SECURED PROPERTY TAXES	415,004.00	250,250.37	252,097.12	162,906.88	39.3%
500-10-41050-10	UNSECURED PERS PROPERTY TAXES	32,574.00	23,539.72	24,072.49	8,501.51	26.1%
500-10-41200-10	SRP CONTRIBUTIONS	13,456.00	-	-	13,456.00	100.0%
500-10-45700-10	INVESTMENT EARNINGS	1,600.00	2,288.12	3,724.69	(2,124.69)	-132.8%
	Revenue Total:	**$ 462,634.00**	**$ 276,078.21**	**$ 279,894.30**	**$ 182,739.70**	**39.5%**
Expense						
500-10-63150-10	FINANCIAL RESERVE	127,776.64	-	0.09	127,776.55	100.0%
500-60-70500-10	DEBT SERVICE EXPENDITURE - PRINCIPAL	485,000.00	-	-	485,000.00	100.0%
	Expense Total:	**612,776.64**	**-**	**0.09**	**$ 612,776.55**	**100.0%**
	Net Financial Sources (Uses):	**(150,142.64)**	**$ 276,078.21**	**$ 279,894.21**	**$ (430,036.85)**	
	Beginning Restricted Fund Balance July 1, 2018	**$150,142.64**				

		Original Total Budget	Current Month Actual	YTD Actual Activity	Forecasted Remaining Budget	% Budget Remaining
Fund: 600 - DEBT RETIREMENT INTEREST						
Revenue						
600-10-41000-10	REAL & SECURED PROPERTY TAXES	228,968.00	35,495.96	36,653.42	192,314.58	84.0%
600-10-41050-10	UNSECURED PERS PROPERTY TAXES	17,972.00	3,344.45	3,691.26	14,280.74	79.5%
600-10-41200-10	SRP CONTRIBUTIONS	7,424.00	-	-	7,424.00	100.0%
600-10-45700-10	INVESTMENT EARNINGS	800.00	211.32	770.55	29.45	3.7%
	Revenue Total:	**$ 255,164.00**	**$ 39,051.73**	**$ 41,115.23**	**$ 214,048.77**	**83.9%**
Expense						
600-10-63150-10	FINANCIAL RESERVE	79,447.57	-	0.06	79,447.51	100.0%
600-60-70550-10	DEBT SERVICE EXPENDITURE - INTEREST	267,750.00	-	-	267,750.00	100.0%
	Expense Total:	**$ 347,197.57**	**$ -**	**$ 0.06**	**$ 347,197.51**	**100.0%**
	Net Financial Sources (Uses):	**$ (92,033.57)**	**$ 39,051.73**	**$ 41,115.17**	**$ (133,148.74)**	
	Beginning Restricted Fund Balance July 1, 2018	**$92,033.57**				

Pinal County Treasurer

Monthly Statement

Date Range: 10/1/2018 to 10/31/2018

Account	Period	YTD		
6116421001	**Superstition Fire & Medical District**			
Begin Balance:	.00	1,948,857.46		
Income:	4,625,154.23	7,137,864.37		
LOC Advance:	.00	796,512.82		
Expense:	(1,242,315.36)	(5,703,882.96)	LOC:	.00
LOC Payments:	(29,362.79)	(796,512.82)	Warrants Outstanding:	(309,169.62)
Cash Balance:	3,382,838.87	3,382,838.87	End:	3,073,669.25

Monthly Statement Summary

Source Code	Description		MTDAmount	YTDAmount
6116421001	**Superstition Fire & Medical District**	**Beginning Balance:**	.00	1,948,857.46
11100.2011	2011 Real Estate Taxes		.00	1.89
11100.2012	2012 Real Estate Taxes		2,999.23	5,009.12
11100.2013	2013 Real Estate Taxes		6,525.08	6,527.45
11100.2014	2014 Real Estate Taxes		.00	2.55
11100.2015	2015 Real Estate Taxes		.00	2.54
11100.2016	2016 Real Estate Taxes		.00	2.43
11100.2017	2017 Real Estate Taxes		13,977.21	55,785.35
11100.2018	2018 Real Estate Taxes		4,040,158.79	5,121,256.72
12100.2009	2009 Personal Property Taxes		9.86	85.00
12100.2010	2010 Personal Property Taxes		54.63	89.25
12100.2011	2011 Personal Property Taxes		73.52	96.46
12100.2012	2012 Personal Property Taxes		33.26	103.28
12100.2013	2013 Personal Property Taxes		66.56	376.13
12100.2014	2014 Personal Property Taxes		97.11	546.19
12100.2015	2015 Personal Property Taxes		948.88	1,772.25
12100.2016	2016 Personal Property Taxes		1,062.53	2,750.40
12100.2017	2017 Personal Property Taxes		2,116.41	11,572.19
12100.2018	2018 Personal Property Taxes		293,213.68	484,314.50
15130.0	Contributions Fire Assistance		145,561.58	314,105.40
15150.0	Maricopa County Tax Collection		1,222.31	3,098.37
21100.40	Wells Fargo Bank Investment Interest		.00	15.90
21100.41	Wells Fargo Repo Investment Interest		.00	1,018.73
21100.43	Wells Fargo Trust Investment Interest		.00	61.66
21100.46	Wells Fargo Investment Investment Interest		626.35	2,526.27
21100.55	Multi-Bank Securities Investment Interest		104.07	477.71
21100.70	Vining Sparks Investment Interest		1,094.16	4,387.87
21100.80	Stifel Nicolaus & Company Investment Interest		294.75	905.97
73160.0	Deposits		118,986.59	330,287.80
73750.0	Revenue Transfer		(4,072.33)	(5,827.83)
76100.0	Line of Credit Advance		.00	796,512.82
90400.0	Refund Interest		.00	(2.14)
90930.0	Warrants Redeemed		(273,051.14)	(1,966,363.22)

91010.0	Line of Credit Payments	(29,362.79)	(796,512.82)
91020.0	Line of Credit Interest Payment	(20.32)	(1,464.33)
91220.0	Disbursed by County Treasurer	(939,806.11)	(2,939,284.20)
91290.0	Outgoing Wire Surcharge	(15.00)	(45.00)
91360.0	Stop Payment Fee	.00	(25.00)
91370.0	Stop Payment Surcharge	.00	(6.25)
	Ending Balance:	**3,382,838.87**	**3,382,838.87**

Monthly Statement Detail

Date	Notes	Doc #	Amount	C/D
6116421001	**Superstition Fire & Medical District**		**Beginning Balance: .00**	
11100.2012	2012 Real Estate Taxes		Source Code Total: 2,999.23	
10/25	Tax Distribution	0	1,816.87	C
10/25	Tax Distribution	0	1,182.36	C
11100.2013	2013 Real Estate Taxes		Source Code Total: 6,525.08	
10/25	Tax Distribution	0	6,525.08	C
11100.2017	2017 Real Estate Taxes		Source Code Total: 13,977.21	
10/01	Tax Distribution	0	138.58	C
10/01	Tax Distribution	0	194.86	C
10/02	Tax Distribution	0	3,528.33	C
10/03	Tax Distribution	0	2.36	C
10/03	Tax Distribution	0	137.12	C
10/03	Tax Distribution	0	149.34	C
10/03	Tax Distribution	0	36.63	C
10/04	Tax Distribution	0	44.31	C
10/05	Tax Distribution	0	117.33	C
10/05	Tax Distribution	0	2.21	C
10/05	Tax Distribution	0	242.41	C
10/08	Tax Distribution	0	81.37	C
10/09	Tax Distribution	0	37.19	C
10/09	Tax Distribution	0	96.06	C
10/09	Tax Distribution	0	104.54	C
10/10	Tax Distribution	0	440.01	C
10/10	Tax Distribution	0	432.76	C
10/10	Tax Distribution	0	213.00	C
10/10	Tax Distribution	0	346.05	C
10/11	Tax Distribution	0	3.19	C
10/11	Tax Distribution	0	36.66	C
10/11	Tax Distribution	0	2.20	C
10/11	Tax Distribution	0	931.25	C
10/12	Tax Distribution	0	13.02	C
10/15	Tax Distribution	0	43.88	C
10/15	Tax Distribution	0	37.00	C
10/15	Tax Distribution	0	1,164.50	C
10/16	Tax Distribution	0	208.65	C
10/17	Tax Distribution	0	332.68	C
10/18	Tax Distribution	0	21.25	C
10/18	Tax Distribution	0	166.06	C
10/22	Tax Distribution	0	2.37	C
10/22	Tax Distribution	0	443.80	C
10/22	Tax Distribution	0	64.00	C
10/23	Tax Distribution	0	3.96	C
10/23	Tax Distribution	0	301.48	C
10/24	Tax Distribution	0	150.55	C
10/24	Tax Distribution	0	481.03	C
10/25	Tax Distribution	0	116.82	C
10/25	Tax Distribution	0	227.03	C
10/26	Tax Distribution	0	31.20	C

10/26	Tax Distribution	0	255.00	C
10/26	Tax Distribution	0	781.82	C
10/29	Tax Distribution	0	65.69	C
10/29	Tax Distribution	0	75.33	C
10/30	Tax Distribution	0	2.02	C
10/31	Tax Distribution	0	71.10	C
10/31	Tax Distribution	0	1,286.46	C
10/31	Tax Distribution	0	70.61	C
10/31	Tax Distribution	0	242.14	C
11100.2018	2018 Real Estate Taxes		Source Code Total: 4,040,158.79	
10/01	Tax Distribution	0	68,832.78	C
10/01	Tax Distribution	0	(100.92)	C
10/01	Tax Distribution	0	10,003.85	C
10/01	Tax Distribution	0	28,759.18	C
10/01	Tax Distribution	0	24,495.61	C
10/01	Tax Distribution	0	218.00	C
10/02	Tax Distribution	0	62,034.79	C
10/02	Tax Distribution	0	(608.69)	C
10/02	Tax Distribution	0	11,601.56	C
10/02	Tax Distribution	0	4,637.55	C
10/02	Tax Distribution	0	9,315.33	C
10/03	Tax Distribution	0	123,419.46	C
10/03	Tax Distribution	0	15,648.27	C
10/03	Tax Distribution	0	9,475.00	C
10/03	Tax Distribution	0	16,465.21	C
10/03	Tax Distribution	0	5,408.45	C
10/03	Tax Distribution	0	1,160.77	C
10/04	Tax Distribution	0	94,658.37	C
10/04	Tax Distribution	0	7,821.10	C
10/04	Tax Distribution	0	65.18	C
10/04	Tax Distribution	0	2,429.07	C
10/04	Tax Distribution	0	16,164.69	C
10/04	Tax Distribution	0	2,168.85	C
10/05	Tax Distribution	0	49,524.64	C
10/05	Tax Distribution	0	5,568.31	C
10/05	Tax Distribution	0	17,979.06	C
10/05	Tax Distribution	0	11,163.61	C
10/05	Tax Distribution	0	3,026.88	C
10/05	Tax Distribution	0	759.38	C
10/08	Tax Distribution	0	1,390.53	C
10/08	Tax Distribution	0	627.02	C
10/08	Tax Distribution	0	10,822.91	C
10/08	Tax Distribution	0	1,262.82	C
10/09	Tax Distribution	0	39,505.94	C
10/09	Tax Distribution	0	6,932.43	C
10/09	Tax Distribution	0	1,498.76	C
10/09	Tax Distribution	0	7,667.83	C
10/09	Tax Distribution	0	14,982.88	C
10/09	Tax Distribution	0	3,703.27	C
10/09	Tax Distribution	0	9,747.83	C
10/10	Tax Distribution	0	48,546.09	C
10/10	Tax Distribution	0	14,178.04	C
10/10	Tax Distribution	0	11,079.64	C
10/10	Tax Distribution	0	15,708.77	C
10/10	Tax Distribution	0	13,499.14	C
10/10	Tax Distribution	0	3,047.34	C
10/10	Tax Distribution	0	4,878.93	C
10/11	Tax Distribution	0	14,431.18	C
10/11	Tax Distribution	0	18,470.79	C

10/11	Tax Distribution	0	21,496.93	C
10/11	Tax Distribution	0	2,645.92	C
10/11	Tax Distribution	0	6,197.47	C
10/12	Tax Distribution	0	(411.93)	C
10/12	Tax Distribution	0	391.65	C
10/12	Tax Distribution	0	12,622.44	C
10/12	Tax Distribution	0	15,230.44	C
10/12	Tax Distribution	0	7,614.90	C
10/12	Tax Distribution	0	7,465.59	C
10/12	Tax Distribution	0	1,525.15	C
10/15	Tax Distribution	0	(295.08)	C
10/15	Tax Distribution	0	12,259.97	C
10/15	Tax Distribution	0	19,451.45	C
10/15	Tax Distribution	0	15,048.39	C
10/15	Tax Distribution	0	92.43	C
10/16	Tax Distribution	0	(76.98)	C
10/16	Tax Distribution	0	33,292.61	C
10/16	Tax Distribution	0	6,068.44	C
10/16	Tax Distribution	0	23,287.28	C
10/16	Tax Distribution	0	1,757.23	C
10/17	Tax Distribution	0	7,669.66	C
10/17	Tax Distribution	0	17,256.11	C
10/17	Tax Distribution	0	32,086.13	C
10/17	Tax Distribution	0	16,089.64	C
10/17	Tax Distribution	0	3,480.42	C
10/18	Tax Distribution	0	(333.90)	C
10/18	Tax Distribution	0	5,262.43	C
10/18	Tax Distribution	0	2,664.49	C
10/18	Tax Distribution	0	18,089.95	C
10/18	Tax Distribution	0	5,204.14	C
10/18	Tax Distribution	0	3,330.85	C
10/19	Tax Distribution	0	15,044.19	C
10/19	Tax Distribution	0	3,842.09	C
10/19	Tax Distribution	0	5,529.10	C
10/19	Tax Distribution	0	32,969.01	C
10/19	Tax Distribution	0	2,046.98	C
10/22	Tax Distribution	0	7,585.60	C
10/22	Tax Distribution	0	429.00	C
10/22	Tax Distribution	0	22,363.94	C
10/22	Tax Distribution	0	10,675.37	C
10/22	Tax Distribution	0	6,822.49	C
10/22	Tax Distribution	0	8,785.11	C
10/23	Tax Distribution	0	10,818.32	C
10/23	Tax Distribution	0	395,236.53	C
10/23	Tax Distribution	0	4,698.26	C
10/23	Tax Distribution	0	32,960.08	C
10/23	Tax Distribution	0	2,508.64	C
10/24	Tax Distribution	0	64,310.46	C
10/24	Tax Distribution	0	(49.37)	C
10/24	Tax Distribution	0	40,843.96	C
10/24	Tax Distribution	0	1,213,075.68	C
10/24	Tax Distribution	0	15,098.65	C
10/24	Tax Distribution	0	15,691.68	C
10/24	Tax Distribution	0	142.20	C
10/24	Tax Distribution	0	7,084.99	C
10/24	Tax Distribution	0	1,265.59	C
10/25	Tax Distribution	0	116,239.48	C
10/25	Tax Distribution	0	(346.98)	C
10/25	Tax Distribution	0	6,782.11	C

10/25	Tax Distribution	0	4,564.13	C
10/25	Tax Distribution	0	9,633.88	C
10/25	Tax Distribution	0	6,580.76	C
10/25	Tax Distribution	0	21,193.27	C
10/25	Tax Distribution	0	191.49	C
10/26	Tax Distribution	0	46,759.82	C
10/26	Tax Distribution	0	14,436.31	C
10/26	Tax Distribution	0	27,648.06	C
10/26	Tax Distribution	0	194.57	C
10/26	Tax Distribution	0	2,844.10	C
10/26	Tax Distribution	0	1,619.84	C
10/29	Tax Distribution	0	65,652.01	C
10/29	Tax Distribution	0	6,227.50	C
10/29	Tax Distribution	0	102,800.88	C
10/29	Tax Distribution	0	13,673.12	C
10/29	Tax Distribution	0	25,112.77	C
10/29	Tax Distribution	0	19,657.33	C
10/29	Tax Distribution	0	7,112.92	C
10/30	Tax Distribution	0	35,009.68	C
10/30	Tax Distribution	0	18,775.23	C
10/30	Tax Distribution	0	103,930.39	C
10/30	Tax Distribution	0	1,469.77	C
10/30	Tax Distribution	0	1,010.74	C
10/31	Tax Distribution	0	94,360.38	C
10/31	Tax Distribution	0	15,934.41	C
10/31	Tax Distribution	0	155,429.04	C
10/31	Tax Distribution	0	18,301.89	C
10/31	Tax Distribution	0	11,971.77	C
10/31	Tax Distribution	0	11,454.58	C
10/31	Tax Distribution	0	13,613.29	C
12100.2009 2009 Personal Property Taxes			Source Code Total: 9.86	
10/03	Tax Distribution	0	9.86	C
12100.2010 2010 Personal Property Taxes			Source Code Total: 54.63	
10/03	Tax Distribution	0	11.49	C
10/09	Tax Distribution	0	31.03	C
10/22	Tax Distribution	0	12.11	C
12100.2011 2011 Personal Property Taxes			Source Code Total: 73.52	
10/03	Tax Distribution	0	11.99	C
10/09	Tax Distribution	0	56.23	C
10/29	Tax Distribution	0	5.30	C
12100.2012 2012 Personal Property Taxes			Source Code Total: 33.26	
10/03	Tax Distribution	0	10.63	C
10/09	Tax Distribution	0	5.53	C
10/29	Tax Distribution	0	17.10	C
12100.2013 2013 Personal Property Taxes			Source Code Total: 66.56	
10/03	Tax Distribution	0	12.07	C
10/12	Tax Distribution	0	4.59	C
10/15	Tax Distribution	0	28.71	C
10/23	Tax Distribution	0	14.33	C
10/29	Tax Distribution	0	6.86	C
12100.2014 2014 Personal Property Taxes			Source Code Total: 97.11	
10/03	Tax Distribution	0	12.78	C
10/12	Tax Distribution	0	5.92	C
10/15	Tax Distribution	0	29.90	C
10/19	Tax Distribution	0	15.63	C
10/29	Tax Distribution	0	17.27	C
10/29	Tax Distribution	0	15.61	C
12100.2015 2015 Personal Property Taxes			Source Code Total: 948.88	
10/03	Tax Distribution	0	12.78	C

10/04	Tax Distribution	0	659.31	C
10/09	Tax Distribution	0	11.10	C
10/10	Tax Distribution	0	(.01)	C
10/11	Tax Distribution	0	14.73	C
10/15	Tax Distribution	0	29.35	C
10/17	Tax Distribution	0	8.20	C
10/24	Tax Distribution	0	109.93	C
10/29	Tax Distribution	0	17.27	C
10/29	Tax Distribution	0	16.29	C
10/29	Tax Distribution	0	69.92	C
10/31	Tax Distribution	0	.01	C
12100.2016 2016 Personal Property Taxes			Source Code Total: 1,062.53	
10/01	Tax Distribution	0	8.73	C
10/03	Tax Distribution	0	8.19	C
10/03	Tax Distribution	0	13.04	C
10/03	Tax Distribution	0	54.32	C
10/04	Tax Distribution	0	101.43	C
10/04	Tax Distribution	0	508.18	C
10/09	Tax Distribution	0	11.32	C
10/10	Tax Distribution	0	.01	C
10/10	Tax Distribution	0	17.29	C
10/10	Tax Distribution	0	5.52	C
10/11	Tax Distribution	0	7.18	C
10/12	Tax Distribution	0	10.37	C
10/15	Tax Distribution	0	29.37	C
10/15	Tax Distribution	0	12.07	C
10/16	Tax Distribution	0	11.05	C
10/16	Tax Distribution	0	8.88	C
10/17	Tax Distribution	0	8.34	C
10/24	Tax Distribution	0	117.78	C
10/26	Tax Distribution	0	16.31	C
10/29	Tax Distribution	0	17.58	C
10/29	Tax Distribution	0	16.50	C
10/29	Tax Distribution	0	69.86	C
10/31	Tax Distribution	0	9.20	C
10/31	Tax Distribution	0	.01	C
12100.2017 2017 Personal Property Taxes			Source Code Total: 2,116.41	
10/02	Tax Distribution	0	11.37	C
10/03	Tax Distribution	0	42.46	C
10/03	Tax Distribution	0	16.34	C
10/03	Tax Distribution	0	13.04	C
10/03	Tax Distribution	0	63.63	C
10/04	Tax Distribution	0	101.44	C
10/04	Tax Distribution	0	7.87	C
10/05	Tax Distribution	0	23.07	C
10/09	Tax Distribution	0	159.78	C
10/09	Tax Distribution	0	11.00	C
10/10	Tax Distribution	0	11.56	C
10/10	Tax Distribution	0	59.56	C
10/11	Tax Distribution	0	161.01	C
10/12	Tax Distribution	0	.09	C
10/12	Tax Distribution	0	45.78	C
10/15	Tax Distribution	0	60.93	C
10/15	Tax Distribution	0	157.11	C
10/16	Tax Distribution	0	14.28	C
10/17	Tax Distribution	0	40.69	C
10/19	Tax Distribution	0	123.27	C
10/22	Tax Distribution	0	4.00	C
10/22	Tax Distribution	0	16.04	C

10/23	Tax Distribution	0	6.78	C
10/23	Tax Distribution	0	457.68	C
10/24	Tax Distribution	0	41.59	C
10/24	Tax Distribution	0	132.67	C
10/25	Tax Distribution	0	3.36	C
10/25	Tax Distribution	0	10.01	C
10/26	Tax Distribution	0	52.15	C
10/29	Tax Distribution	0	17.60	C
10/29	Tax Distribution	0	16.52	C
10/29	Tax Distribution	0	127.94	C
10/29	Tax Distribution	0	43.45	C
10/31	Tax Distribution	0	2.83	C
10/31	Tax Distribution	0	53.91	C
10/31	Tax Distribution	0	5.60	C
12100.2018	2018 Personal Property Taxes		Source Code Total: 293,213.68	
10/01	Tax Distribution	0	12,031.35	C
10/01	Tax Distribution	0	(32.50)	C
10/01	Tax Distribution	0	1,425.64	C
10/01	Tax Distribution	0	1,612.58	C
10/01	Tax Distribution	0	2,557.81	C
10/01	Tax Distribution	0	23.44	C
10/02	Tax Distribution	0	14,861.25	C
10/02	Tax Distribution	0	1,755.65	C
10/02	Tax Distribution	0	1,080.36	C
10/02	Tax Distribution	0	12.42	C
10/02	Tax Distribution	0	8,714.37	C
10/03	Tax Distribution	0	33,286.62	C
10/03	Tax Distribution	0	504.75	C
10/03	Tax Distribution	0	2,547.16	C
10/03	Tax Distribution	0	2,176.85	C
10/03	Tax Distribution	0	188.31	C
10/03	Tax Distribution	0	240.34	C
10/04	Tax Distribution	0	14,000.09	C
10/04	Tax Distribution	0	1,190.72	C
10/04	Tax Distribution	0	79.04	C
10/04	Tax Distribution	0	1,945.83	C
10/04	Tax Distribution	0	322.11	C
10/04	Tax Distribution	0	14.16	C
10/05	Tax Distribution	0	10,181.98	C
10/05	Tax Distribution	0	526.27	C
10/05	Tax Distribution	0	1,838.31	C
10/05	Tax Distribution	0	886.51	C
10/05	Tax Distribution	0	160.68	C
10/05	Tax Distribution	0	90.59	C
10/08	Tax Distribution	0	165.63	C
10/08	Tax Distribution	0	680.81	C
10/08	Tax Distribution	0	1,315.41	C
10/08	Tax Distribution	0	29.64	C
10/09	Tax Distribution	0	2,767.27	C
10/09	Tax Distribution	0	629.08	C
10/09	Tax Distribution	0	2,494.34	C
10/09	Tax Distribution	0	1,849.76	C
10/09	Tax Distribution	0	155.33	C
10/09	Tax Distribution	0	1,674.88	C
10/10	Tax Distribution	0	6,612.68	C
10/10	Tax Distribution	0	1,693.02	C
10/10	Tax Distribution	0	1,519.03	C
10/10	Tax Distribution	0	2,479.86	C
10/10	Tax Distribution	0	2,362.39	C

10/10	Tax Distribution	0	1,303.83	C
10/10	Tax Distribution	0	216.76	C
10/11	Tax Distribution	0	1,512.01	C
10/11	Tax Distribution	0	1,537.53	C
10/11	Tax Distribution	0	2,989.15	C
10/11	Tax Distribution	0	14.04	C
10/11	Tax Distribution	0	565.47	C
10/12	Tax Distribution	0	(212.01)	C
10/12	Tax Distribution	0	8,087.21	C
10/12	Tax Distribution	0	2,137.47	C
10/12	Tax Distribution	0	2,301.06	C
10/12	Tax Distribution	0	2,140.96	C
10/12	Tax Distribution	0	566.91	C
10/12	Tax Distribution	0	460.73	C
10/15	Tax Distribution	0	2,033.24	C
10/15	Tax Distribution	0	4,136.45	C
10/15	Tax Distribution	0	2,387.05	C
10/15	Tax Distribution	0	24.98	C
10/16	Tax Distribution	0	845.77	C
10/16	Tax Distribution	0	2,667.36	C
10/16	Tax Distribution	0	309.42	C
10/17	Tax Distribution	0	(124.72)	C
10/17	Tax Distribution	0	180.33	C
10/17	Tax Distribution	0	2,420.08	C
10/17	Tax Distribution	0	2,714.00	C
10/17	Tax Distribution	0	2,077.54	C
10/17	Tax Distribution	0	458.82	C
10/18	Tax Distribution	0	536.01	C
10/18	Tax Distribution	0	306.45	C
10/18	Tax Distribution	0	1,196.02	C
10/18	Tax Distribution	0	2,290.53	C
10/18	Tax Distribution	0	688.09	C
10/18	Tax Distribution	0	256.01	C
10/19	Tax Distribution	0	983.38	C
10/19	Tax Distribution	0	2,548.65	C
10/19	Tax Distribution	0	3,536.18	C
10/19	Tax Distribution	0	795.62	C
10/22	Tax Distribution	0	764.12	C
10/22	Tax Distribution	0	911.52	C
10/22	Tax Distribution	0	891.06	C
10/22	Tax Distribution	0	1,321.12	C
10/22	Tax Distribution	0	863.05	C
10/23	Tax Distribution	0	(708.63)	C
10/23	Tax Distribution	0	748.41	C
10/23	Tax Distribution	0	97.11	C
10/23	Tax Distribution	0	783.84	C
10/23	Tax Distribution	0	4,180.46	C
10/23	Tax Distribution	0	378.84	C
10/24	Tax Distribution	0	7,420.60	C
10/24	Tax Distribution	0	(63.32)	C
10/24	Tax Distribution	0	8,608.59	C
10/24	Tax Distribution	0	36.10	C
10/24	Tax Distribution	0	861.56	C
10/24	Tax Distribution	0	1,416.20	C
10/24	Tax Distribution	0	63.10	C
10/24	Tax Distribution	0	864.36	C
10/24	Tax Distribution	0	130.92	C
10/25	Tax Distribution	0	6,508.66	C
10/25	Tax Distribution	0	(163.51)	C

10/25	Tax Distribution	0	776.95	C
10/25	Tax Distribution	0	362.26	C
10/25	Tax Distribution	0	1,497.90	C
10/25	Tax Distribution	0	453.09	C
10/25	Tax Distribution	0	359.17	C
10/26	Tax Distribution	0	4,087.60	C
10/26	Tax Distribution	0	15,480.85	C
10/26	Tax Distribution	0	790.93	C
10/26	Tax Distribution	0	1,502.73	C
10/26	Tax Distribution	0	214.14	C
10/26	Tax Distribution	0	83.45	C
10/29	Tax Distribution	0	6,866.83	C
10/29	Tax Distribution	0	598.87	C
10/29	Tax Distribution	0	17.35	C
10/29	Tax Distribution	0	876.00	C
10/29	Tax Distribution	0	4,570.06	C
10/29	Tax Distribution	0	2,268.38	C
10/29	Tax Distribution	0	1,621.57	C
10/30	Tax Distribution	0	3,238.24	C
10/30	Tax Distribution	0	(21.04)	C
10/30	Tax Distribution	0	1,362.54	C
10/30	Tax Distribution	0	118.70	C
10/31	Tax Distribution	0	5,347.72	C
10/31	Tax Distribution	0	1,077.95	C
10/31	Tax Distribution	0	737.31	C
10/31	Tax Distribution	0	2,236.17	C
10/31	Tax Distribution	0	2,135.17	C
10/31	Tax Distribution	0	456.86	C
10/31	Tax Distribution	0	641.57	C
15130.0 Contributions Fire Assistance			Source Code Total: 145,561.58	
10/01	Fire District Assistance Tax 0.264300	0	2,937.35	C
10/02	Fire District Assistance Tax 0.264300	0	2,940.05	C
10/03	Fire District Assistance Tax 0.264300	0	3,906.94	C
10/04	Fire District Assistance Tax 0.264300	0	4,418.73	C
10/05	Fire District Assistance Tax 0.264300	0	2,853.73	C
10/08	Fire District Assistance Tax 0.264300	0	1,156.82	C
10/09	Fire District Assistance Tax 0.264300	0	2,548.98	C
10/10	Fire District Assistance Tax 0.264300	0	3,444.07	C
10/11	Fire District Assistance Tax 0.264300	0	2,021.90	C
10/12	Fire District Assistance Tax 0.264300	0	2,872.98	C
10/15	Fire District Assistance Tax 0.264300	0	2,316.03	C
10/16	Fire District Assistance Tax 0.264300	0	6,139.60	C
10/17	Fire District Assistance Tax 0.264300	0	1,851.02	C
10/18	Fire District Assistance Tax 0.264300	0	1,256.07	C
10/19	Fire District Assistance Tax 0.264300	0	2,637.14	C
10/22	Fire District Assistance Tax 0.264300	0	4,944.53	C
10/23	Fire District Assistance Tax 0.264300	0	14,603.14	C
10/24	Fire District Assistance Tax 0.264300	0	47,869.08	C
10/25	Fire District Assistance Tax 0.264300	0	5,114.05	C
10/26	Fire District Assistance Tax 0.264300	0	3,695.33	C
10/29	Fire District Assistance Tax 0.264300	0	8,441.91	C
10/30	Fire District Assistance Tax 0.264300	0	6,036.95	C
10/31	Fire District Assistance Tax 0.264300	0	11,555.18	C
15150.0 Maricopa County Tax Collection			Source Code Total: 1,222.31	
10/15	Superstition Fire Proceeds from Maricopa Co Wired	0	1,222.31	C
21100.46 Wells Fargo Investment Investment Interest			Source Code Total: 626.35	
10/17	Investment Interest	0	41.73	C
10/29	Investment Interest	0	119.30	C
10/29	Investment Interest	0	167.49	C
10/29	Investment Interest	0	131.45	C
10/30	Investment Interest	0	166.38	C

21100.55 Multi-Bank Securities Investment Interest			Source Code Total: 104.07	
10/01	Investment Interest	0	92.85	C
10/16	Investment Interest	0	11.22	C
21100.70 Vining Sparks Investment Interest			Source Code Total: 1,094.16	
10/01	Investment Interest	0	269.49	C
10/02	Investment Interest	0	156.07	C
10/17	Investment Interest	0	120.12	C
10/18	Investment Interest	0	142.28	C
10/29	Investment Interest	0	191.21	C
10/29	Investment Interest	0	46.73	C
10/30	Investment Interest	0	168.26	C
21100.80 Stifel Nicolaus & Company Investment Interest			Source Code Total: 294.75	
10/29	Investment Interest	0	104.61	C
10/30	Investment Interest	0	190.14	C
73160.0 Deposits			Source Code Total: 118,986.59	
10/04	WIRED MONEY TO GENERAL FUND	0	540.00	C
10/17	100.10.43500.41 L Sullins/inv 4860/CASH	0	35.00	C
10/17	100.10.43500.41 M Collins/inv 4861/CASH	0	35.00	C
10/17	100.10.43500.41 K Cappello/inv 4859/R208035341899	0	50.00	C
10/17	100.10.42500.50 Pokorny Chiro/inv 4844/ck 3296	0	20.00	C
10/17	100.10.42500.50 Francis Elec/inv 4845/ck 4852	0	20.00	C
10/17	100.10.42500.50 Charming Nails/inv 4870/ck 5949	0	20.00	C
10/17	100.10.42500.50 Desert Financial/inv 4869/ck 82912	0	20.00	C
10/17	100.10.42600.15 Metro Reporting/inv 4856/111365795	0	20.00	C
10/17	100.10.42600.15 Durrant & Assoc/inv 4858/ck 8580	0	20.00	C
10/17	100.10.45900.10 Sierra Vista GC/inv 4857/ck 2390	0	30.00	C
10/17	#REF!	0	30.00	C
10/17	100.10.45900.10 Sprsttn Mtn Astro/4836/584268956	0	30.00	C
10/17	100.10.45900.10 Vista Del Corazon/4679/951020321	0	60.00	C
10/17	100.10.42700.50 Bel Agave dev/inv 4843/ck 1249	0	250.00	C
10/17	100.10.42700.50 Stagecoach Dev/inv 4842/ck 1291	0	250.00	C
10/17	100.10.42700.50 Sonoran Fire/inv 4863/ck 2595	0	200.00	C
10/17	100.10.42700.50 Silverado Est/inv 4873/ck 1570	0	100.00	C
10/17	100.10.42700.50 Bel Agave dev/inv 4872/ck 1258	0	100.00	C
10/17	100.10.42700.50 Stagecoach Dev/inv 4871/ck 1302	0	100.00	C
10/17	100.10.42700.50 Brookdale/inv 4874/ck 3986639	0	200.00	C
10/17	100.10.43300.50 City of AJ/inv 380/ck 147213	0	35.98	C
10/17	100.10.53965.10 J Kevin/inv 4849/ck 629006669	0	243.76	C
10/17	100.10.53965.10 D Montgomery/inv 4792/ck 7672	0	554.86	C
10/17	100.10.53965.10 P Bourgeois/inv 4794/ck 4096	0	1,298.46	C
10/17	100.10.53965.10 PSPRS/inv 4796/ck 208528	0	813.51	C
10/17	100.10.42200.41 AntennaSites/inv 4862/ck 19740	0	649.17	C
10/17	100.10.43200.20 FLOFD/4828-41/ck 111742	0	12,688.57	C
10/17	100.10.43100.40 ARISLD/4751-4753/ck 8959816	0	99,016.11	C
10/18	WIRED MONEY TO GENERAL FUND	0	20.00	C
10/24	100.10.42500.50 Sprsttn Golf Carts/inv 4879/ck 149	0	40.00	C
10/24	100.10.42500.50 Sprsttn Golf Carts/inv 4878/ck 148	0	20.00	C
10/24	100.10.42700.50 WearversNeedleRV/inv 4881/ck1318	0	100.00	C
10/24	100.10.45900.10 GCE HOA/inv 4866/ck 1377	0	10.00	C
10/24	100.10.45900.10 Foothills@GCR HOA/in 4865/c 2736	0	20.00	C
10/24	100.10.56965.10 J Hafer/inv 4851/ck 5354	0	237.27	C
10/24	100.10.42500.50 Little Ceasers/inv 4880/ck 6863	0	20.00	C
10/31	100.10.42500.50 J Johnston/inv 4890/ck 9266	0	20.00	C
10/31	100.10.42500.50 M Rodriguez/inv 4895/ck 603405523	0	20.00	C
10/31	100.10.42500.50 CAAFA/inv 4894/ck 9150	0	20.00	C
10/31	100.10.42700.50 DoubleAABuilders/inv 4888/ck 26746	0	450.00	C
10/31	100.10.57100.12 R Ochs/inv 4893/ck 6725	0	119.31	C
10/31	100.10.57100.12 R Ochs/inv 4898/ck 6726	0	24.59	C
10/31	100.10.43500.41 SaguaroFitness/inv 4855/ck 3447	0	280.00	C
10/31	100.10.53965.10 ASRS/inv 4853/ck 75250	0	135.00	C
10/31	WIRED MONEY TO GENERAL FUND	0	20.00	C
73750.0 Revenue Transfer			Source Code Total: (4,072.33)	
10/02	Donation Transfer	0	(50.00)	C
10/03	Correct EMS Cardiac Maintenance Expense	0	(4,068.00)	C

10/15	Federal Tax Penalty	0	178.77	C
10/30	Correct 10.19.18 Payroll Errors	0	(133.10)	C
90930.0 Warrants Redeemed			Source Code Total: (273,051.14)	
10/01	Paid Warrants	0	(190.00)	D
10/02	Paid Warrants	0	(7,622.85)	D
10/03	Paid Warrants	0	(7,307.72)	D
10/04	Paid Warrants	0	(951.69)	D
10/05	Paid Warrants	0	(10,432.32)	D
10/08	Paid Warrants	0	(607.16)	D
10/10	Paid Warrants	0	(19,420.02)	D
10/11	Paid Warrants	0	(25,025.48)	D
10/12	Paid Warrants	0	(80,149.17)	D
10/16	Paid Warrants	0	(229.18)	D
10/17	Paid Warrants	0	(831.17)	D
10/18	Paid Warrants	0	(6,658.96)	D
10/23	Paid Warrants	0	(10,008.75)	D
10/24	Paid Warrants	0	(45,901.98)	D
10/25	Paid Warrants	0	(8,728.65)	D
10/26	Paid Warrants	0	(3,254.20)	D
10/29	Paid Warrants	0	(844.22)	D
10/30	Paid Warrants	0	(19,485.48)	D
10/31	Paid Warrants	0	(22,367.05)	D
91010.0 Line of Credit Payments			Source Code Total: (29,362.79)	
10/01	Line of Credit Principal Payment	0	(29,362.79)	D
91020.0 Line of Credit Interest Payment			Source Code Total: (20.32)	
10/01	Line of Credit Interest Payment	0	(20.32)	D
91220.0 Disbursed by County Treasurer			Source Code Total: (939,806.11)	
10/03	FIRE EMPLOYEES PAYROLL DIRECT DEPOSIT	0	(216,956.85)	D
10/03	FIRE DISTRICT FEDERAL & STATE P/R TAXES	0	(48,701.73)	D
10/03	FIRE DISTRICT 457 UNION DUES, PAC	0	(38,159.80)	D
10/17	Fire Employees Payroll Direct Deposit	0	(232,794.93)	D
10/17	Fire District Federal & State P/R Taxes	0	(51,845.31)	D
10/17	Fire District 457, union dues, pac	0	(38,530.67)	D
10/31	Fire Employees Payroll Direct Deposit	0	(223,448.67)	D
10/31	Fire District Federal & State P/R Taxes	0	(50,329.90)	D
10/31	Fire District 457, union dues, pac	0	(39,038.25)	D
91280.0 Outgoing Wire Fee			Source Code Total: (60.00)	
10/03	WIRE TRANSFER CHG P/R	0	(20.00)	D
10/17	Wire Transfer Chg P/R	0	(20.00)	D
10/31	Wire Transfer Chg P/R	0	(20.00)	D
91290.0 Outgoing Wire Surcharge			Source Code Total: (15.00)	
10/03	WIRE TRANSFER CHG P/R	0	(5.00)	D
10/17	Wire Transfer Chg P/R	0	(5.00)	D
10/31	Wire Transfer Chg P/R	0	(5.00)	D
	6116421001 Superstition Fire & Medical District		**Ending Balance: 3,382,838.87**	

Warrant Detail

Payee Name	Warrant	Amount	Issue	Status	Voucher
6116421001 Superstition Fire & Medical District				Account Total: 582,408.89	
Fund: 1102				Fund Total: 261,473.74	
Status: OUTS				Status Total: 25,661.31	
JOHN WALKA	1102027636	20.00	05/16/18	05/17/18	
RUBEN BRIONES	1102027870	236.46	08/08/18	08/08/18	
FREIGHTLINER OF ARIZONA, LLC	1102028053	885.05	10/03/18	10/03/18	
APACHE JUNCTION UNIFIED	1102028075	5,286.48	10/17/18	10/17/18	
CITY OF PHOENIX FIRE DEPT	1102028087	4,500.00	10/17/18	10/17/18	
SANDBAG STORE, LLC	1102028103	260.00	10/17/18	10/17/18	
GEOF SHIVELY	1102028105	70.22	10/17/18	10/17/18	
APACHE TRAIL AUTO SUPPLY, LLC	1102028117	1,036.95	10/24/18	10/24/18	
ARIZONAWATERCONDITIONING DBA	1102028119	162.08	10/24/18	10/24/18	
CSC ELECTRICAL CONTRACTOR, LLC	1102028124	810.82	10/24/18	10/24/18	
FRONTIER SHOP SUPPLIES, INC	1102028126	240.04	10/24/18	10/24/18	
HUGHES FIRE EQUIPMENT, INC.	1102028129	2,424.27	10/24/18	10/24/18	

RIGHT AWAY DISPOSAL, LLC	1102028134	229.18	10/24/18	10/24/18
SUPERSTITION SAFETY SERV, LLC	1102028137	98.11	10/24/18	10/24/18
TIGER MECHANICAL SERVICES LLC	1102028138	304.41	10/24/18	10/24/18
ARIZONA WATER COMPANY, INC.	1102028140	177.88	10/31/18	10/31/18
EAST PENN MANUFACTURING CO, IN	1102028141	780.00	10/31/18	10/31/18
NATHAN EDWARDS	1102028142	50.00	10/31/18	10/31/18
FREIGHTLINER OF ARIZONA, LLC	1102028143	1,381.69	10/31/18	10/31/18
PHYSIO-CONTROL, INC.	1102028144	1,474.12	10/31/18	10/31/18
JUSTIN MUELLER	1102028145	50.00	10/31/18	10/31/18
RAY'S PRINTING, INC.	1102028146	197.28	10/31/18	10/31/18
REDBURN TIRE COMPANY, INC.	1102028147	1,008.97	10/31/18	10/31/18
SOUTHWEST GAS CORPORATION	1102028148	94.76	10/31/18	10/31/18
MATLICK ENTERPRISES INC DBA	1102028149	2,131.21	10/31/18	10/31/18
UNIFIRST CORPORATION	1102028150	937.75	10/31/18	10/31/18
WAXIE'S ENTERPRISES, INC	1102028151	813.58	10/31/18	10/31/18
Status: PAID				Status Total: 235,624.30
AFLAC	1102028001	4,759.18	09/19/18	10/02/18
FIRE DEPARTMENT SAFETY	1102028005	190.00	09/19/18	10/01/18
TOSHIBA BUSINESS SOLUTIONS,INC	1102028014	170.90	09/19/18	10/02/18
A-1 AUTO & MUFFLER REPAIR, LLC	1102028017	60.00	09/26/18	10/08/18
AA COOLING AND HEATING LLC	1102028018	853.33	09/26/18	10/03/18
AMERIGAS PROPANE LP	1102028019	54.03	09/26/18	10/04/18
WATER UTILITIES COMM FD DBA	1102028020	176.37	09/26/18	10/05/18
ARIZONA WATER COMPANY, INC.	1102028021	504.34	09/26/18	10/02/18
AMERICAN SAFETY & HEALTH	1102028022	544.94	09/26/18	10/17/18
CITY OF MESA	1102028023	10,203.67	09/26/18	10/05/18
EAST PENN MANUFACTURING CO, IN	1102028024	765.07	09/26/18	10/02/18
LIBERTY WATER COMPANY, INC.	1102028025	35.12	09/26/18	10/02/18
LIBERTY WATER COMPANY, INC.	1102028026	61.88	09/26/18	10/02/18
HUGHES FIRE EQUIPMENT, INC.	1102028027	1,194.80	09/26/18	10/03/18
L.N. CURTIS & SONS	1102028028	897.66	09/26/18	10/04/18
PITNEY BOWES	1102028029	126.57	09/26/18	10/08/18
RAY'S PRINTING, INC.	1102028030	52.28	09/26/18	10/05/18
REDBURN TIRE COMPANY, INC.	1102028031	2,493.30	09/26/18	10/03/18
RIGHT AWAY DISPOSAL, LLC	1102028032	229.18	09/26/18	10/16/18
RV STRIPES & GRAPHICS, INC.	1102028033	134.36	09/26/18	10/08/18
SAN TAN FORD	1102028034	341.18	09/26/18	10/03/18
PINNACLE PEAK HOLDING CORP	1102028035	244.45	09/26/18	10/03/18
SUPERSTITION SAFETY SERV, LLC	1102028036	463.33	09/26/18	10/03/18
MATLICK ENTERPRISES INC DBA	1102028037	467.01	09/26/18	10/03/18
WAXIE'S ENTERPRISES, INC	1102028038	1,326.36	09/26/18	10/02/18
POWER ACQUISITION, LLC.	1102028039	1,250.32	09/26/18	10/03/18
ACCUSEARCH	1102028040	118.00	10/03/18	10/11/18
AETNA BEHAVIORAL HEALTH, LLC	1102028041	783.36	10/03/18	10/11/18
AMERIGAS PROPANE LP	1102028042	1,390.88	10/03/18	10/15/18
APACHE JUNCTION UNIFIED	1102028043	5,597.30	10/03/18	10/23/18
APACHE STONE, LLC	1102028044	210.00	10/03/18	10/10/18
APACHE TRAIL AUTO SUPPLY, LLC	1102028045	1,735.07	10/03/18	10/10/18
ARIZONA WATER COMPANY, INC.	1102028047	185.04	10/03/18	10/12/18
ARIZONA PPE RECON, INC.	1102028048	1,273.00	10/03/18	10/10/18
ARIZONAWATERCONDITIONING DBA	1102028049	405.83	10/03/18	10/11/18
EBO INVESTMENTS LLC, DBA	1102028050	48.47	10/03/18	10/11/18
EMPLOYERS DENTAL SERVICES, INC	1102028051	5,791.80	10/03/18	10/10/18
FLEETPRIDE, INC	1102028052	151.05	10/03/18	10/10/18
FRONTIER SHOP SUPPLIES, INC	1102028054	229.95	10/03/18	10/15/18
WEX BANK DBA	1102028055	1,414.07	10/03/18	10/12/18
HUGHES FIRE EQUIPMENT, INC.	1102028056	74.44	10/03/18	10/11/18
MAGIC PEST CONTROL	1102028057	298.06	10/03/18	10/11/18
MEDIACOM	1102028058	5,691.84	10/03/18	10/10/18
MEDIACOM	1102028059	325.22	10/03/18	10/10/18
MUNICIPAL EMERGENCY SERV. INC.	1102028060	5,567.60	10/03/18	10/11/18
PITNEY BOWES	1102028061	70.26	10/03/18	10/15/18
REDBURN TIRE COMPANY, INC.	1102028062	2,729.50	10/03/18	10/11/18

GARY A. SMITH, MD, PLLC	1102028063	7,500.00	10/03/18	10/11/18
SOUTHWEST GAS CORPORATION	1102028064	129.45	10/03/18	10/10/18
STANDARD INSURANCE COMPANY	1102028065	4,774.19	10/03/18	10/11/18
MATLICK ENTERPRISES INC DBA	1102028066	1,251.98	10/03/18	10/11/18
UNIFIRST CORPORATION	1102028067	937.75	10/03/18	10/11/18
UNITED HEALTHCARE INSURANCE CO	1102028068	69,067.14	10/03/18	10/12/18
VISION SERVICE PLAN	1102028069	816.35	10/03/18	10/10/18
POWER ACQUISITION, LLC.	1102028070	1,399.44	10/03/18	10/10/18
AFLAC	1102028071	4,822.18	10/17/18	10/30/18
AIR VACUUM CORPORATION	1102028072	1,200.00	10/17/18	10/31/18
AMERICAN EXPRESS CORPORATE	1102028073	311.54	10/17/18	10/23/18
ARIZONA WATER COMPANY, INC.	1102028077	157.45	10/17/18	10/24/18
AZ DEPT OF REVENUE-SALES TAX	1102028078	115.38	10/17/18	10/23/18
BEST HARDWARE	1102028079	29.50	10/17/18	10/29/18
BUD'S BULK ICE SERVICE, INC	1102028080	99.78	10/17/18	10/29/18
CHASE	1102028081	9,204.72	10/17/18	10/24/18
CITY OF APACHE JUNCTION	1102028086	4,906.41	10/17/18	10/24/18
EAST VALLEY WELLNESS CENTER	1102028088	1,905.00	10/17/18	10/24/18
MIKE FARBER	1102028089	1,344.00	10/17/18	10/22/18
ST HELEN AUTO & HARDWARE, INC.	1102028090	537.49	10/17/18	10/30/18
GALLOWAY ASSET MANAGEMENT, LLC	1102028092	900.00	10/17/18	10/26/18
GENERAL BUSINESS, INC	1102028093	98.19	10/17/18	10/30/18
GINCO PLUMBING LLC	1102028094	369.69	10/17/18	10/25/18
GRAINGER	1102028095	481.95	10/17/18	10/24/18
L.N. CURTIS & SONS	1102028096	250.87	10/17/18	10/26/18
CADWELL IRREVOCABLE TRUST III	1102028097	262.08	10/17/18	10/26/18
PIONEER DISTRIBUTING CO., INC.	1102028098	288.00	10/17/18	10/23/18
PROPHET NETWORK INTEGRATION,IN	1102028099	1,841.25	10/17/18	10/26/18
PHOENIX TECHNOLOGY SOLUTIONS	1102028100	66.00	10/17/18	10/31/18
CENTURYLINK	1102028101	1,438.64	10/17/18	10/24/18
REDBURN TIRE COMPANY, INC.	1102028102	5,471.26	10/17/18	10/24/18
SAN TAN FORD	1102028104	96.07	10/17/18	10/23/18
SOLVENT RECY-CLEAN, INC	1102028106	75.34	10/17/18	10/23/18
SUPERSTITION MOUNTAINS CFD #1	1102028107	128.70	10/17/18	10/24/18
SUPERSTITION SAFETY SERV, LLC	1102028108	445.00	10/17/18	10/23/18
SOUTHWEST GROUND CONTROL, LLC	1102028109	1,183.32	10/17/18	10/23/18
TOSHIBA BUSINESS SOLUTIONS,INC	1102028110	170.90	10/17/18	10/30/18
MATLICK ENTERPRISES INC DBA	1102028111	12,260.16	10/17/18	10/24/18
VERIZON WIRELESS SERVICES LLC	1102028114	2,296.13	10/17/18	10/24/18
AA COOLING AND HEATING LLC	1102028115	835.00	10/24/18	10/31/18
WATER UTILITIES COMM FD DBA	1102028116	168.06	10/24/18	10/31/18
ARIZONA WATER COMPANY, INC.	1102028118	596.61	10/24/18	10/30/18
BPCWS, PLLC	1102028120	7,781.95	10/24/18	10/31/18
ALFREDO CABANA JR. DBA	1102028121	892.50	10/24/18	10/30/18
CITY OF MESA	1102028122	8,717.50	10/24/18	10/31/18
DIVERSIFIED INSPECTIONS /	1102028123	3,235.57	10/24/18	10/30/18
FREIGHTLINER OF ARIZONA, LLC	1102028125	584.04	10/24/18	10/29/18
LIBERTY WATER COMPANY, INC.	1102028127	46.48	10/24/18	10/29/18
LIBERTY WATER COMPANY, INC.	1102028128	84.42	10/24/18	10/29/18
KANSAS STATE BANK OF MANHATTAN	1102028130	158.41	10/24/18	10/31/18
THE PREPLANNERS, LLC	1102028131	2,000.00	10/24/18	10/31/18
PUBLIC SAFETY RETIREMENT	1102028132	210.00	10/24/18	10/31/18
RAY'S PRINTING, INC.	1102028133	53.05	10/24/18	10/31/18
SALT RIVER PROJECT	1102028135	6,962.48	10/24/18	10/30/18
PINNACLE PEAK HOLDING CORP	1102028136	1,177.08	10/24/18	10/31/18
MATLICK ENTERPRISES INC DBA	1102028139	1,797.48	10/24/18	10/30/18
Status: VOID				Status Total: 188.13
GEOF SHIVELY	1102027687	70.22	06/06/18	10/15/18
WATER UTILITIES COMM FD DBA	1102028076	117.91	10/17/18	10/18/18
Fund: 1103				Fund Total: 320,935.15
Status: OUTS				Status Total: 283,508.31

PUBLIC SAFETY PERSONNEL RETIREMENT SYSTEM	1103017941	95,637.97	09/21/18	09/19/18
CHARITY RELIEF FUND EV FIREFIGHTER	1103017943	117.50	09/21/18	09/19/18
CHARITY FUND EV FIREFIGHTER	1103017944	101.00	09/21/18	09/19/18
PUBLIC SAFETY PERSONNEL RETIREMENT SYSTEM	1103017951	90,328.12	10/05/18	10/04/18
CHARITY RELIEF FUND EV FIREFIGHTER	1103017953	117.50	10/05/18	10/04/18
CHARITY FUND EV FIREFIGHTER	1103017954	101.00	10/05/18	10/04/18
SUPRSTN FIREFIGHTERS GENERAL BENEFIT FUND	1103017955	150.00	10/19/18	10/17/18
PUBLIC SAFETY PERSONNEL RETIREMENT SYSTEM	1103017960	96,736.72	10/19/18	10/17/18
CHARITY RELIEF FUND EV FIREFIGHTER	1103017962	117.50	10/19/18	10/17/18
CHARITY FUND EV FIREFIGHTER	1103017963	101.00	10/19/18	10/17/18
Status: PAID				Status Total: 37,426.84
US DEPARTMENT OF EDUCATION	1103017938	286.23	09/21/18	10/08/18
UNITED STATES TREASURY	1103017946	536.30	10/05/18	10/11/18
RETIREMENT SYSTEM, ARIZONA STATE	1103017947	7,807.92	10/05/18	10/12/18
US DEPARTMENT OF EDUCATION	1103017948	286.23	10/05/18	10/17/18
AZ FF RETIREE HEALTH TRUST FUND	1103017949	1,675.00	10/05/18	10/12/18
EQUITY, HEALTH	1103017950	6,658.96	10/05/18	10/18/18
SUPPORT PAYMENT CLEARINGHOUSE	1103017952	1,896.80	10/05/18	10/10/18
RETIREMENT SYSTEM, ARIZONA STATE	1103017956	7,651.56	10/19/18	10/24/18
US DEPARTMENT OF EDUCATION	1103017957	372.08	10/19/18	10/30/18
AZ FF RETIREE HEALTH TRUST FUND	1103017958	1,700.00	10/19/18	10/25/18
EQUITY, HEALTH	1103017959	6,658.96	10/19/18	10/25/18
SUPPORT PAYMENT CLEARINGHOUSE	1103017961	1,896.80	10/19/18	10/23/18

	Count	Amount
Total OUTS:	37	309,169.62
Total PAID:	115	273,051.14
Total VOID:	2	188.13

Superstition Fire & Medical District
Monthly Pinal County Treasurer's Bank Account Reconciliation

100 General Fund

Reconciliation References:

BB	Previous month's bank ending balance / current month's bank beginning balance
A	Interest Income
B	Current month's Pinal County real property tax receipts
C	Current month's Pinal County personal property tax receipts
D	Current month's FDAT receipts
E	Current month's Maricopa County tax receipts
F	Current month's deposits
G	Current month's revenue transfer to and from 150 Fund
H	Current month's Accounts Payable disbursements
I	Current month's Payroll disbursements
J	Payroll wire service fees
K	Current month's bank ending balance
L	Current month's Line of Credit advance
M	Current month's Line of Credit Interest
N	Current month's Line of Credit payment
O	Accounts Payable checks outstanding at month-end
P	Payroll checks outstanding at month-end
Q	Current month's transfer in transit
R	Payroll clearing account balance at month-end
S	Cash Balance per G/L Balance Sheet
T	American Express credit card payment – warrant #1102028073 (paid 10/17/18)
U	Chase MasterCard credit card payment – warrant #1102028081 (paid 10/17/18)

Superstition Fire & Medical District
General (Fund 100) Cash Reconciliation
Fiscal Year 2018 - 2019
10/31/2018

		Deposits (Cash Receipts)	Cash Disbursements	Refunded Taxes	Book Balance	
Book Balance as of:	10/1/2018				(3,118,124.10)	BB
Activity During the Month						
Journal Entries:						
Interest Income (Expense):		2,119.33			2,119.33	A
Cash Receipts						
2011 Real Estate Taxes					-	B
2012 Real Estate Taxes		2,999.23			2,999.23	
2013 Real Estate Taxes		6,525.08			6,525.08	
2014 Real Estate Taxes					-	
2015 Real Estate Taxes					0.00	
2016 Real Estate Taxes					0.00	
2017 Real Estate Taxes		13,977.21			13,977.21	
2018 Real Estate Taxes		4,042,382.64		(2,223.85)	4,040,158.79	
2009 Pers. Prop. Taxes		9.86			9.86	C
2010 Pers. Prop. Taxes		54.63			54.63	
2011 Pers. Prop. Taxes		73.52			73.52	
2012 Pers. Prop. Taxes		33.26			33.26	
2013 Pers. Prop. Taxes		66.56			66.56	
2014 Pers. Prop. Taxes		97.11			97.11	
2015 Pers. Prop. Taxes		948.89		(0.01)	948.88	
2016 Pers. Prop. Taxes		1,062.53			1,062.53	
2017 Pers. Prop. Taxes		2,116.41			2,116.41	
2018 Pers. Prop. Taxes		294,539.41		(1,325.73)	293,213.68	
SRP Contributions					-	D
FDAT		145,561.58			145,561.58	E
Maricopa County Taxes		1,222.31			1,222.31	
Deposits		118,986.59			118,986.59	F
Revenue Transfer					0.00	
Cash Disbursements						
A) Accounts Payable Activity			(273,051.14)		(273,051.14)	H
B) Payroll Activity			(851,939.84)		(851,939.84)	I
C) Payroll Wire Fees			(75.00)		(75.00)	J
D) Stop Payment Fee					-	
D) Transfer In / Out			(4,072.33)		(4,072.33)	G
D) Transfer In / Out					-	
D) Transfer In / Out					-	
E) Refund Interest					0.00	
		$4,632,776.15	(1,129,138.31)		381,964.15	

Pinal County Bank Balance

Ending Bank Balance as of:	10/31/2018	Balance from YTD Column			3,382,838.87	K
Less: Line of Credit Advances					(796,512.82)	L
Less: Line of Credit Interest					1,464.33	M
Plus: Line of Credit Payments					796,512.82	N
			Check #			
Less: Outstanding Warrants			A/P	O (25,661.31)		
			Payroll	P (283,508.31)	(309,169.62)	
Plus: Deposits in transit					114.00	Q
					0.00	
					3,075,247.58	
			Cash Balance in Payroll Clearing Account		312,916.82	R
			Cash Balance in Electronic / ACH Clearing Account		0.00	
			Petty Cash		100.00	
					3,388,264.40	
			Balance per B/S		3,388,264.40	S
			Difference		0.00	

Prepared by: [signature] 11/1/18

Reviewed by: Roger Wood 11/5/18

Pinal County Treasurer

Monthly Statement

Date Range: 10/1/2018 to 10/31/2018

Account	Period	YTD		
6116421001	**Superstition Fire & Medical District**			
Begin Balance:	.00	1,948,857.46		
Income:	4,625,154.23	7,137,864.37		
LOC Advance:	.00	796,512.82		
Expense:	(1,242,315.36)	(5,703,882.96)	LOC:	.00
LOC Payments:	(29,362.79)	(796,512.82)	Warrants Outstanding:	(309,169.62)
Cash Balance:	K 3,382,838.87	3,382,838.87	End:	3,073,669.25

Monthly Statement Summary

Source Code	Description		MTDAmount	YTDAmount
6116421001 Superstition Fire & Medical District		**Beginning Balance:**	.00	1,948,857.46
11100.2011	2011 Real Estate Taxes		.00	1.89
11100.2012	2012 Real Estate Taxes		2,999.23	5,009.12
11100.2013	2013 Real Estate Taxes		6,525.08	6,527.45
11100.2014	2014 Real Estate Taxes	B	.00	2.55
11100.2015	2015 Real Estate Taxes	$4,063,660.31	.00	2.54
11100.2016	2016 Real Estate Taxes		.00	2.43
11100.2017	2017 Real Estate Taxes		13,977.21	55,785.35
11100.2018	2018 Real Estate Taxes		4,040,158.79	5,121,256.72
12100.2009	2009 Personal Property Taxes		9.86	85.00
12100.2010	2010 Personal Property Taxes		54.63	89.25
12100.2011	2011 Personal Property Taxes		73.52	96.46
12100.2012	2012 Personal Property Taxes		33.26	103.28
12100.2013	2013 Personal Property Taxes	C	66.56	376.13
12100.2014	2014 Personal Property Taxes	$297,676.44	97.11	546.19
12100.2015	2015 Personal Property Taxes		948.88	1,772.25
12100.2016	2016 Personal Property Taxes		1,062.53	2,750.40
12100.2017	2017 Personal Property Taxes		2,116.41	11,572.19
12100.2018	2018 Personal Property Taxes		293,213.68	484,314.50
15130.0	Contributions Fire Assistance	D	145,561.58	314,105.40
15150.0	Maricopa County Tax Collection	E	1,222.31	3,098.37
21100.40	Wells Fargo Bank Investment Interest		.00	15.90
21100.41	Wells Fargo Repo Investment Interest	A	.00	1,018.73
21100.43	Wells Fargo Trust Investment Interest	$2,119.33	.00	61.66
21100.46	Wells Fargo Investment Investment Interest		626.35	2,526.27
21100.55	Multi-Bank Securities Investment Interest		104.07	477.71
21100.70	Vining Sparks Investment Interest		1,094.16	4,387.87
21100.80	Stifel Nicolaus & Company Investment Interest		294.75	905.97
73160.0	Deposits	F	118,986.59	330,287.80
73750.0	Revenue Transfer	G	(4,072.33)	(5,827.83)
76100.0	Line of Credit Advance		.00	796,512.82 L
90400.0	Refund Interest		.00	(2.14)
90930.0	Warrants Redeemed	H	(273,051.14)	(1,966,363.22)
91010.0	Line of Credit Payments		(29,362.79)	(796,512.82) N
91020.0	Line of Credit Interest Payment		(20.32)	(1,464.33) M
91220.0	Disbursed by County Treasurer		(939,806.11)	(2,939,284.20)
91280.0	Outgoing Wire Fee	J $75.00	(60.00)	(180.00)
91290.0	Outgoing Wire Surcharge		(15.00)	(45.00)
91360.0	Stop Payment Fee		.00	(25.00)

Pinal County Treasurer

Monthly Statement

Date Range: 10/1/2018 to 10/31/2018

91370.0	Stop Payment Surcharge		.00	(6.25)
		Ending Balance:	**3,382,838.87**	**3,382,838.87**

Monthly Statement Detail

Date	Notes	Doc #	Amount	C/D
6116421001 Superstition Fire & Medical District			**Beginning Balance: .00**	
11100.2012	2012 Real Estate Taxes		Source Code Total: 2,999.23	
10/25	Tax Distribution	0	1,816.87	C
10/25	Tax Distribution	0	1,182.36	C
11100.2013	2013 Real Estate Taxes		Source Code Total: 6,525.08	
10/25	Tax Distribution	0	6,525.08	C
11100.2017	2017 Real Estate Taxes		Source Code Total: 13,977.21	
10/01	Tax Distribution	0	138.58	C
10/01	Tax Distribution	0	194.86	C
10/02	Tax Distribution	0	3,528.33	C
10/03	Tax Distribution	0	2.36	C
10/03	Tax Distribution	0	137.12	C
10/03	Tax Distribution	0	149.34	C
10/03	Tax Distribution	0	36.63	C
10/04	Tax Distribution	0	44.31	C
10/05	Tax Distribution	0	117.33	C
10/05	Tax Distribution	0	2.21	C
10/05	Tax Distribution	0	242.41	C
10/08	Tax Distribution	0	81.37	C
10/09	Tax Distribution	0	37.19	C
10/09	Tax Distribution	0	96.06	C
10/09	Tax Distribution	0	104.54	C
10/10	Tax Distribution	0	440.01	C
10/10	Tax Distribution	0	432.76	C
10/10	Tax Distribution	0	213.00	C
10/10	Tax Distribution	0	346.05	C
10/11	Tax Distribution	0	3.19	C
10/11	Tax Distribution	0	36.66	C
10/11	Tax Distribution	0	2.20	C
10/11	Tax Distribution	0	931.25	C
10/12	Tax Distribution	0	13.02	C
10/15	Tax Distribution	0	43.88	C
10/15	Tax Distribution	0	37.00	C
10/15	Tax Distribution	0	1,164.50	C
10/16	Tax Distribution	0	208.65	C
10/17	Tax Distribution	0	332.68	C
10/18	Tax Distribution	0	21.25	C
10/18	Tax Distribution	0	166.06	C
10/22	Tax Distribution	0	2.37	C
10/22	Tax Distribution	0	443.80	C
10/22	Tax Distribution	0	64.00	C
10/23	Tax Distribution	0	3.96	C
10/23	Tax Distribution	0	301.48	C
10/24	Tax Distribution	0	150.55	C
10/24	Tax Distribution	0	481.03	C
10/25	Tax Distribution	0	116.82	C
10/25	Tax Distribution	0	227.03	C
10/26	Tax Distribution	0	31.20	C
10/26	Tax Distribution	0	255.00	C
10/26	Tax Distribution	0	781.82	C
10/29	Tax Distribution	0	65.69	C
10/29	Tax Distribution	0	75.33	C

Pinal County Treasurer

Monthly Statement

Date Range: 10/1/2018 to 10/31/2018

10/30	Tax Distribution	0	2.02	C
10/31	Tax Distribution	0	71.10	C
10/31	Tax Distribution	0	1,286.46	C
10/31	Tax Distribution	0	70.61	C
10/31	Tax Distribution	0	242.14	C
11100.2018 2018 Real Estate Taxes			Source Code Total: 4,040,158.79	
10/01	Tax Distribution	0	68,832.78	C
10/01	Tax Distribution	0	(100.92)	C
10/01	Tax Distribution	0	10,003.85	C
10/01	Tax Distribution	0	28,759.18	C
10/01	Tax Distribution	0	24,495.61	C
10/01	Tax Distribution	0	218.00	C
10/02	Tax Distribution	0	62,034.79	C
10/02	Tax Distribution	0	(608.69)	C
10/02	Tax Distribution	0	11,601.56	C
10/02	Tax Distribution	0	4,637.55	C
10/02	Tax Distribution	0	9,315.33	C
10/03	Tax Distribution	0	123,419.46	C
10/03	Tax Distribution	0	15,648.27	C
10/03	Tax Distribution	0	9,475.00	C
10/03	Tax Distribution	0	16,465.21	C
10/03	Tax Distribution	0	5,408.45	C
10/03	Tax Distribution	0	1,160.77	C
10/04	Tax Distribution	0	94,658.37	C
10/04	Tax Distribution	0	7,821.10	C
10/04	Tax Distribution	0	65.18	C
10/04	Tax Distribution	0	2,429.07	C
10/04	Tax Distribution	0	16,164.69	C
10/04	Tax Distribution	0	2,168.85	C
10/05	Tax Distribution	0	49,524.64	C
10/05	Tax Distribution	0	5,568.31	C
10/05	Tax Distribution	0	17,979.06	C
10/05	Tax Distribution	0	11,163.61	C
10/05	Tax Distribution	0	3,026.88	C
10/05	Tax Distribution	0	759.38	C
10/08	Tax Distribution	0	1,390.53	C
10/08	Tax Distribution	0	627.02	C
10/08	Tax Distribution	0	10,822.91	C
10/08	Tax Distribution	0	1,262.82	C
10/09	Tax Distribution	0	39,505.94	C
10/09	Tax Distribution	0	6,932.43	C
10/09	Tax Distribution	0	1,498.76	C
10/09	Tax Distribution	0	7,667.83	C
10/09	Tax Distribution	0	14,982.88	C
10/09	Tax Distribution	0	3,703.27	C
10/09	Tax Distribution	0	9,747.83	C
10/10	Tax Distribution	0	48,546.09	C
10/10	Tax Distribution	0	14,178.04	C
10/10	Tax Distribution	0	11,079.64	C
10/10	Tax Distribution	0	15,708.77	C
10/10	Tax Distribution	0	13,499.14	C
10/10	Tax Distribution	0	3,047.34	C
10/10	Tax Distribution	0	4,878.93	C
10/11	Tax Distribution	0	14,431.18	C
10/11	Tax Distribution	0	18,470.79	C
10/11	Tax Distribution	0	21,496.93	C
10/11	Tax Distribution	0	2,645.92	C

+100.92
608.69
411.93
295.08
76.98
333.90
49.37
346.98
2223.85
4,042,382.64

Pinal County Treasurer

Monthly Statement

Date Range: 10/1/2018 to 10/31/2018

10/11	Tax Distribution	0	6,197.47	C
10/12	Tax Distribution	0	(411.93)	C
10/12	Tax Distribution	0	391.65	C
10/12	Tax Distribution	0	12,622.44	C
10/12	Tax Distribution	0	15,230.44	C
10/12	Tax Distribution	0	7,614.90	C
10/12	Tax Distribution	0	7,465.59	C
10/12	Tax Distribution	0	1,525.15	C
10/15	Tax Distribution	0	(295.08)	C
10/15	Tax Distribution	0	12,259.97	C
10/15	Tax Distribution	0	19,451.45	C
10/15	Tax Distribution	0	15,048.39	C
10/15	Tax Distribution	0	92.43	C
10/16	Tax Distribution	0	(76.98)	C
10/16	Tax Distribution	0	33,292.61	C
10/16	Tax Distribution	0	6,068.44	C
10/16	Tax Distribution	0	23,287.28	C
10/16	Tax Distribution	0	1,757.23	C
10/17	Tax Distribution	0	7,669.66	C
10/17	Tax Distribution	0	17,256.11	C
10/17	Tax Distribution	0	32,086.13	C
10/17	Tax Distribution	0	16,089.64	C
10/17	Tax Distribution	0	3,480.42	C
10/18	Tax Distribution	0	(333.90)	C
10/18	Tax Distribution	0	5,262.43	C
10/18	Tax Distribution	0	2,664.49	C
10/18	Tax Distribution	0	18,089.95	C
10/18	Tax Distribution	0	5,204.14	C
10/18	Tax Distribution	0	3,330.85	C
10/19	Tax Distribution	0	15,044.19	C
10/19	Tax Distribution	0	3,842.09	C
10/19	Tax Distribution	0	5,529.10	C
10/19	Tax Distribution	0	32,969.01	C
10/19	Tax Distribution	0	2,046.98	C
10/22	Tax Distribution	0	7,585.60	C
10/22	Tax Distribution	0	429.00	C
10/22	Tax Distribution	0	22,363.94	C
10/22	Tax Distribution	0	10,675.37	C
10/22	Tax Distribution	0	6,822.49	C
10/22	Tax Distribution	0	8,785.11	C
10/23	Tax Distribution	0	10,818.32	C
10/23	Tax Distribution	0	395,236.53	C
10/23	Tax Distribution	0	4,698.26	C
10/23	Tax Distribution	0	32,960.08	C
10/23	Tax Distribution	0	2,508.64	C
10/24	Tax Distribution	0	64,310.46	C
10/24	Tax Distribution	0	(49.37)	C
10/24	Tax Distribution	0	40,843.96	C
10/24	Tax Distribution	0	1,213,075.68	C
10/24	Tax Distribution	0	15,098.65	C
10/24	Tax Distribution	0	15,691.68	C
10/24	Tax Distribution	0	142.20	C
10/24	Tax Distribution	0	7,084.99	C
10/24	Tax Distribution	0	1,265.59	C
10/25	Tax Distribution	0	116,239.48	C
10/25	Tax Distribution	0	(346.98)	C
10/25	Tax Distribution	0	6,782.11	C

Pinal County Treasurer

Monthly Statement

Date Range: 10/1/2018 to 10/31/2018

10/25	Tax Distribution	0	4,564.13	C
10/25	Tax Distribution	0	9,633.88	C
10/25	Tax Distribution	0	6,580.76	C
10/25	Tax Distribution	0	21,193.27	C
10/25	Tax Distribution	0	191.49	C
10/26	Tax Distribution	0	46,759.82	C
10/26	Tax Distribution	0	14,436.31	C
10/26	Tax Distribution	0	27,648.06	C
10/26	Tax Distribution	0	194.57	C
10/26	Tax Distribution	0	2,844.10	C
10/26	Tax Distribution	0	1,619.84	C
10/29	Tax Distribution	0	65,652.01	C
10/29	Tax Distribution	0	6,227.50	C
10/29	Tax Distribution	0	102,800.88	C
10/29	Tax Distribution	0	13,673.12	C
10/29	Tax Distribution	0	25,112.77	C
10/29	Tax Distribution	0	19,657.33	C
10/29	Tax Distribution	0	7,112.92	C
10/30	Tax Distribution	0	35,009.68	C
10/30	Tax Distribution	0	18,775.23	C
10/30	Tax Distribution	0	103,930.39	C
10/30	Tax Distribution	0	1,469.77	C
10/30	Tax Distribution	0	1,010.74	C
10/31	Tax Distribution	0	94,360.38	C
10/31	Tax Distribution	0	15,934.41	C
10/31	Tax Distribution	0	155,429.04	C
10/31	Tax Distribution	0	18,301.89	C
10/31	Tax Distribution	0	11,971.77	C
10/31	Tax Distribution	0	11,454.58	C
10/31	Tax Distribution	0	13,613.29	C
12100.2009	2009 Personal Property Taxes		Source Code Total: 9.86	
10/03	Tax Distribution	0	9.86	C
12100.2010	2010 Personal Property Taxes		Source Code Total: 54.63	
10/03	Tax Distribution	0	11.49	C
10/09	Tax Distribution	0	31.03	C
10/22	Tax Distribution	0	12.11	C
12100.2011	2011 Personal Property Taxes		Source Code Total: 73.52	
10/03	Tax Distribution	0	11.99	C
10/09	Tax Distribution	0	56.23	C
10/29	Tax Distribution	0	5.30	C
12100.2012	2012 Personal Property Taxes		Source Code Total: 33.26	
10/03	Tax Distribution	0	10.63	C
10/09	Tax Distribution	0	5.53	C
10/29	Tax Distribution	0	17.10	C
12100.2013	2013 Personal Property Taxes		Source Code Total: 66.56	
10/03	Tax Distribution	0	12.07	C
10/12	Tax Distribution	0	4.59	C
10/15	Tax Distribution	0	28.71	C
10/23	Tax Distribution	0	14.33	C
10/29	Tax Distribution	0	6.86	C
12100.2014	2014 Personal Property Taxes		Source Code Total: 97.11	
10/03	Tax Distribution	0	12.78	C
10/12	Tax Distribution	0	5.92	C
10/15	Tax Distribution	0	29.90	C
10/19	Tax Distribution	0	15.63	C
10/29	Tax Distribution	0	17.27	C
10/29	Tax Distribution	0	15.61	C

Pinal County Treasurer

Monthly Statement

Date Range: 10/1/2018 to 10/31/2018

12100.2015 2015 Personal Property Taxes			Source Code Total: 948.88	
10/03	Tax Distribution	0	12.78	C
10/04	Tax Distribution	0	659.31	C
10/09	Tax Distribution	0	11.10	C
10/10	Tax Distribution	0	(.01)	C
10/11	Tax Distribution	0	14.73	C
10/15	Tax Distribution	0	29.35	C
10/17	Tax Distribution	0	8.20	C
10/24	Tax Distribution	0	109.93	C
10/29	Tax Distribution	0	17.27	C
10/29	Tax Distribution	0	16.29	C
10/29	Tax Distribution	0	69.92	C
10/31	Tax Distribution	0	.01	C
12100.2016 2016 Personal Property Taxes			Source Code Total: 1,062.53	
10/01	Tax Distribution	0	8.73	C
10/03	Tax Distribution	0	8.19	C
10/03	Tax Distribution	0	13.04	C
10/03	Tax Distribution	0	54.32	C
10/04	Tax Distribution	0	101.43	C
10/04	Tax Distribution	0	508.18	C
10/09	Tax Distribution	0	11.32	C
10/10	Tax Distribution	0	.01	C
10/10	Tax Distribution	0	17.29	C
10/10	Tax Distribution	0	5.52	C
10/11	Tax Distribution	0	7.18	C
10/12	Tax Distribution	0	10.37	C
10/15	Tax Distribution	0	29.37	C
10/15	Tax Distribution	0	12.07	C
10/16	Tax Distribution	0	11.05	C
10/16	Tax Distribution	0	8.88	C
10/17	Tax Distribution	0	8.34	C
10/24	Tax Distribution	0	117.78	C
10/26	Tax Distribution	0	16.31	C
10/29	Tax Distribution	0	17.58	C
10/29	Tax Distribution	0	16.50	C
10/29	Tax Distribution	0	69.86	C
10/31	Tax Distribution	0	9.20	C
10/31	Tax Distribution	0	.01	C
12100.2017 2017 Personal Property Taxes			Source Code Total: 2,116.41	
10/02	Tax Distribution	0	11.37	C
10/03	Tax Distribution	0	42.46	C
10/03	Tax Distribution	0	16.34	C
10/03	Tax Distribution	0	13.04	C
10/03	Tax Distribution	0	63.63	C
10/04	Tax Distribution	0	101.44	C
10/04	Tax Distribution	0	7.87	C
10/05	Tax Distribution	0	23.07	C
10/09	Tax Distribution	0	159.78	C
10/09	Tax Distribution	0	11.00	C
10/10	Tax Distribution	0	11.56	C
10/10	Tax Distribution	0	59.56	C
10/11	Tax Distribution	0	161.01	C
10/12	Tax Distribution	0	.09	C
10/12	Tax Distribution	0	45.78	C
10/15	Tax Distribution	0	60.93	C
10/15	Tax Distribution	0	157.11	C
10/16	Tax Distribution	0	14.28	C

+.01

948.89

Pinal County Treasurer

Monthly Statement

Date Range: 10/1/2018 to 10/31/2018

10/17	Tax Distribution	0	40.69	C
10/19	Tax Distribution	0	123.27	C
10/22	Tax Distribution	0	4.00	C
10/22	Tax Distribution	0	16.04	C
10/23	Tax Distribution	0	6.78	C
10/23	Tax Distribution	0	457.68	C
10/24	Tax Distribution	0	41.59	C
10/24	Tax Distribution	0	132.67	C
10/25	Tax Distribution	0	3.36	C
10/25	Tax Distribution	0	10.01	C
10/26	Tax Distribution	0	52.15	C
10/29	Tax Distribution	0	17.60	C
10/29	Tax Distribution	0	16.52	C
10/29	Tax Distribution	0	127.94	C
10/29	Tax Distribution	0	43.45	C
10/31	Tax Distribution	0	2.83	C
10/31	Tax Distribution	0	53.91	C
10/31	Tax Distribution	0	5.60	C
12100.2018 2018 Personal Property Taxes			Source Code Total: 293,213.68	
10/01	Tax Distribution	0	12,031.35	C
10/01	Tax Distribution	0	(32.50)	C
10/01	Tax Distribution	0	1,425.64	C
10/01	Tax Distribution	0	1,612.58	C
10/01	Tax Distribution	0	2,557.81	C
10/01	Tax Distribution	0	23.44	C
10/02	Tax Distribution	0	14,861.25	C
10/02	Tax Distribution	0	1,755.65	C
10/02	Tax Distribution	0	1,080.36	C
10/02	Tax Distribution	0	12.42	C
10/02	Tax Distribution	0	8,714.37	C
10/03	Tax Distribution	0	33,286.62	C
10/03	Tax Distribution	0	504.75	C
10/03	Tax Distribution	0	2,547.16	C
10/03	Tax Distribution	0	2,176.85	C
10/03	Tax Distribution	0	188.31	C
10/03	Tax Distribution	0	240.34	C
10/04	Tax Distribution	0	14,000.09	C
10/04	Tax Distribution	0	1,190.72	C
10/04	Tax Distribution	0	79.04	C
10/04	Tax Distribution	0	1,945.83	C
10/04	Tax Distribution	0	322.11	C
10/04	Tax Distribution	0	14.16	C
10/05	Tax Distribution	0	10,181.98	C
10/05	Tax Distribution	0	526.27	C
10/05	Tax Distribution	0	1,838.31	C
10/05	Tax Distribution	0	886.51	C
10/05	Tax Distribution	0	160.68	C
10/05	Tax Distribution	0	90.59	C
10/08	Tax Distribution	0	165.63	C
10/08	Tax Distribution	0	680.81	C
10/08	Tax Distribution	0	1,315.41	C
10/08	Tax Distribution	0	29.64	C
10/09	Tax Distribution	0	2,767.27	C
10/09	Tax Distribution	0	629.08	C
10/09	Tax Distribution	0	2,494.34	C
10/09	Tax Distribution	0	1,849.76	C
10/09	Tax Distribution	0	155.33	C

32.50
21.01
124.72
70.863
63.32
163.51
21.04
1,325.73
294,539.41

Pinal County Treasurer

Monthly Statement

Date Range: 10/1/2018 to 10/31/2018

10/09	Tax Distribution	0	1,674.88	C
10/10	Tax Distribution	0	6,612.68	C
10/10	Tax Distribution	0	1,693.02	C
10/10	Tax Distribution	0	1,519.03	C
10/10	Tax Distribution	0	2,479.86	C
10/10	Tax Distribution	0	2,362.39	C
10/10	Tax Distribution	0	1,303.83	C
10/10	Tax Distribution	0	216.76	C
10/11	Tax Distribution	0	1,512.01	C
10/11	Tax Distribution	0	1,537.53	C
10/11	Tax Distribution	0	2,989.15	C
10/11	Tax Distribution	0	14.04	C
10/11	Tax Distribution	0	565.47	C
10/12	Tax Distribution	0	(212.01)	C
10/12	Tax Distribution	0	8,087.21	C
10/12	Tax Distribution	0	2,137.47	C
10/12	Tax Distribution	0	2,301.06	C
10/12	Tax Distribution	0	2,140.96	C
10/12	Tax Distribution	0	566.91	C
10/12	Tax Distribution	0	460.73	C
10/15	Tax Distribution	0	2,033.24	C
10/15	Tax Distribution	0	4,136.45	C
10/15	Tax Distribution	0	2,387.05	C
10/15	Tax Distribution	0	24.98	C
10/16	Tax Distribution	0	845.77	C
10/16	Tax Distribution	0	2,667.36	C
10/16	Tax Distribution	0	309.42	C
10/17	Tax Distribution	0	(124.72)	C
10/17	Tax Distribution	0	180.33	C
10/17	Tax Distribution	0	2,420.08	C
10/17	Tax Distribution	0	2,714.00	C
10/17	Tax Distribution	0	2,077.54	C
10/17	Tax Distribution	0	458.82	C
10/18	Tax Distribution	0	536.01	C
10/18	Tax Distribution	0	306.45	C
10/18	Tax Distribution	0	1,196.02	C
10/18	Tax Distribution	0	2,290.53	C
10/18	Tax Distribution	0	688.09	C
10/18	Tax Distribution	0	256.01	C
10/19	Tax Distribution	0	983.38	C
10/19	Tax Distribution	0	2,548.65	C
10/19	Tax Distribution	0	3,536.18	C
10/19	Tax Distribution	0	795.62	C
10/22	Tax Distribution	0	764.12	C
10/22	Tax Distribution	0	911.52	C
10/22	Tax Distribution	0	891.06	C
10/22	Tax Distribution	0	1,321.12	C
10/22	Tax Distribution	0	863.05	C
10/23	Tax Distribution	0	(708.63)	C
10/23	Tax Distribution	0	748.41	C
10/23	Tax Distribution	0	97.11	C
10/23	Tax Distribution	0	783.84	C
10/23	Tax Distribution	0	4,180.46	C
10/23	Tax Distribution	0	378.84	C
10/24	Tax Distribution	0	7,420.60	C
10/24	Tax Distribution	0	(63.32)	C
10/24	Tax Distribution	0	8,608.59	C

Pinal County Treasurer

Monthly Statement

Date Range: 10/1/2018 to 10/31/2018

10/24	Tax Distribution	0	36.10	C
10/24	Tax Distribution	0	861.56	C
10/24	Tax Distribution	0	1,416.20	C
10/24	Tax Distribution	0	63.10	C
10/24	Tax Distribution	0	864.36	C
10/24	Tax Distribution	0	130.92	C
10/25	Tax Distribution	0	6,508.66	C
10/25	Tax Distribution	0	(163.51)	C
10/25	Tax Distribution	0	776.95	C
10/25	Tax Distribution	0	362.26	C
10/25	Tax Distribution	0	1,497.90	C
10/25	Tax Distribution	0	453.09	C
10/25	Tax Distribution	0	359.17	C
10/26	Tax Distribution	0	4,087.60	C
10/26	Tax Distribution	0	15,480.85	C
10/26	Tax Distribution	0	790.93	C
10/26	Tax Distribution	0	1,502.73	C
10/26	Tax Distribution	0	214.14	C
10/26	Tax Distribution	0	83.45	C
10/29	Tax Distribution	0	6,866.83	C
10/29	Tax Distribution	0	598.87	C
10/29	Tax Distribution	0	17.35	C
10/29	Tax Distribution	0	876.00	C
10/29	Tax Distribution	0	4,570.06	C
10/29	Tax Distribution	0	2,268.38	C
10/29	Tax Distribution	0	1,621.57	C
10/30	Tax Distribution	0	3,238.24	C
10/30	Tax Distribution	0	(21.04)	C
10/30	Tax Distribution	0	1,362.54	C
10/30	Tax Distribution	0	118.70	C
10/31	Tax Distribution	0	5,347.72	C
10/31	Tax Distribution	0	1,077.95	C
10/31	Tax Distribution	0	737.31	C
10/31	Tax Distribution	0	2,236.17	C
10/31	Tax Distribution	0	2,135.17	C
10/31	Tax Distribution	0	456.86	C
10/31	Tax Distribution	0	641.57	C
15130.0 Contributions Fire Assistance			Source Code Total: 145,561.58	
10/01	Fire District Assistance Tax 0.264300	0	2,937.35	C
10/02	Fire District Assistance Tax 0.264300	0	2,940.05	C
10/03	Fire District Assistance Tax 0.264300	0	3,906.94	C
10/04	Fire District Assistance Tax 0.264300	0	4,418.73	C
10/05	Fire District Assistance Tax 0.264300	0	2,853.73	C
10/08	Fire District Assistance Tax 0.264300	0	1,156.82	C
10/09	Fire District Assistance Tax 0.264300	0	2,548.98	C
10/10	Fire District Assistance Tax 0.264300	0	3,444.07	C
10/11	Fire District Assistance Tax 0.264300	0	2,021.90	C
10/12	Fire District Assistance Tax 0.264300	0	2,872.98	C
10/15	Fire District Assistance Tax 0.264300	0	2,316.03	C
10/16	Fire District Assistance Tax 0.264300	0	6,139.60	C
10/17	Fire District Assistance Tax 0.264300	0	1,851.02	C
10/18	Fire District Assistance Tax 0.264300	0	1,256.07	C
10/19	Fire District Assistance Tax 0.264300	0	2,637.14	C
10/22	Fire District Assistance Tax 0.264300	0	4,944.53	C
10/23	Fire District Assistance Tax 0.264300	0	14,603.14	C
10/24	Fire District Assistance Tax 0.264300	0	47,869.08	C
10/25	Fire District Assistance Tax 0.264300	0	5,114.05	C

Pinal County Treasurer

Monthly Statement

Date Range: 10/1/2018 to 10/31/2018

10/26	Fire District Assistance Tax 0.264300	0	3,695.33	C
10/29	Fire District Assistance Tax 0.264300	0	8,441.91	C
10/30	Fire District Assistance Tax 0.264300	0	6,036.95	C
10/31	Fire District Assistance Tax 0.264300	0	11,555.18	C
15150.0 Maricopa County Tax Collection			Source Code Total: 1,222.31	
10/15	Superstition Fire Proceeds from Maricopa Co Wired	0	1,222.31	C
21100.46 Wells Fargo Investment Investment Interest			Source Code Total: 626.35	
10/17	Investment Interest	0	41.73	C
10/29	Investment Interest	0	119.30	C
10/29	Investment Interest	0	167.49	C
10/29	Investment Interest	0	131.45	C
10/30	Investment Interest	0	166.38	C
21100.55 Multi-Bank Securities Investment Interest			Source Code Total: 104.07	
10/01	Investment Interest	0	92.85	C
10/16	Investment Interest	0	11.22	C
21100.70 Vining Sparks Investment Interest			Source Code Total: 1,094.16	
10/01	Investment Interest	0	269.49	C
10/02	Investment Interest	0	156.07	C
10/17	Investment Interest	0	120.12	C
10/18	Investment Interest	0	142.28	C
10/29	Investment Interest	0	191.21	C
10/29	Investment Interest	0	46.73	C
10/30	Investment Interest	0	168.26	C
21100.80 Stifel Nicolaus & Company Investment Interest			Source Code Total: 294.75	
10/29	Investment Interest	0	104.61	C
10/30	Investment Interest	0	190.14	C
73160.0 Deposits			Source Code Total: 118,986.59	
10/04	WIRED MONEY TO GENERAL FUND	0	540.00	C
10/17	100.10.43500.41 L Sullins/inv 4860/CASH	0	35.00	C
10/17	100.10.43500.41 M Collins/inv 4861/CASH	0	35.00	C
10/17	100.10.43500.41 K Cappello/inv 4859/R208035341899	0	50.00	C
10/17	100.10.42500.50 Pokorny Chiro/inv 4844/ck 3296	0	20.00	C
10/17	100.10.42500.50 Francis Elec/inv 4845/ck 4852	0	20.00	C
10/17	100.10.42500.50 Charming Nails/inv 4870/ck 5949	0	20.00	C
10/17	100.10.42500.50 Desert Financial/inv 4869/ck 82912	0	20.00	C
10/17	100.10.42600.15 Metro Reporting/inv 4856/111365795	0	20.00	C
10/17	100.10.42600.15 Durrant & Assoc/inv 4858/ck 8580	0	20.00	C
10/17	100.10.45900.10 Sierra Vista GC/inv 4857/ck 2390	0	30.00	C
10/17	#REF!	0	30.00	C
10/17	100.10.45900.10 Sprsttn Mtn Astro/4836/584268956	0	30.00	C
10/17	100.10.45900.10 Vista Del Corazon/4679/951020321	0	60.00	C
10/17	100.10.42700.50 Bel Agave dev/inv 4843/ck 1249	0	250.00	C
10/17	100.10.42700.50 Stagecoach Dev/inv 4842/ck 1291	0	250.00	C
10/17	100.10.42700.50 Sonoran Fire/inv 4863/ck 2595	0	200.00	C
10/17	100.10.42700.50 Silverado Est/inv 4873/ck 1570	0	100.00	C
10/17	100.10.42700.50 Bel Agave dev/inv 4872/ck 1258	0	100.00	C
10/17	100.10.42700.50 Stagecoach Dev/inv 4871/ck 1302	0	100.00	C
10/17	100.10.42700.50 Brookdale/inv 4874/ck 3986639	0	200.00	C
10/17	100.10.43300.50 City of AJ/inv 380/ck 147213	0	35.98	C
10/17	100.10.53965.10 J Kevin/inv 4849/ck 629006669	0	243.76	C
10/17	100.10.53965.10 D Montgomery/inv 4792/ck 7672	0	554.86	C
10/17	100.10.53965.10 P Bourgeois/inv 4794/ck 4096	0	1,298.46	C
10/17	100.10.53965.10 PSPRS/inv 4796/ck 208528	0	813.51	C
10/17	100.10.42200.41 AntennaSites/inv 4862/ck 19740	0	649.17	C
10/17	100.10.43200.20 FLOFD/4828-41/ck 111742	0	12,688.57	C
10/17	100.10.43100.40 ARISLD/4751-4753/ck 8959816	0	99,016.11	C
10/18	WIRED MONEY TO GENERAL FUND	0	20.00	C

Pinal County Treasurer

Monthly Statement

Date Range: 10/1/2018 to 10/31/2018

10/24	100.10.42500.50 Sprsttn Golf Carts/inv 4879/ck 149	0	40.00	C
10/24	100.10.42500.50 Sprsttn Golf Carts/inv 4878/ck 148	0	20.00	C
10/24	100.10.42700.50 WearversNeedleRV/inv 4881/ck1318	0	100.00	C
10/24	100.10.45900.10 GCE HOA/inv 4866/ck 1377	0	10.00	C
10/24	100.10.45900.10 Foothills@GCR HOA/in 4865/c 2736	0	20.00	C
10/24	100.10.56965.10 J Hafer/inv 4851/ck 5354	0	237.27	C
10/24	100.10.42500.50 Little Ceasers/inv 4880/ck 6863	0	20.00	C
10/31	100.10.42500.50 J Johnston/inv 4890/ck 9266	0	20.00	C
10/31	100.10.42500.50 M Rodriguez/inv 4895/ck 603405523	0	20.00	C
10/31	100.10.42500.50 CAAFA/inv 4894/ck 9150	0	20.00	C
10/31	100.10.42700.50 DoubleAABuilders/inv 4888/ck 26746	0	450.00	C
10/31	100.10.57100.12 R Ochs/inv 4893/ck 6725	0	119.31	C
10/31	100.10.57100.12 R Ochs/inv 4898/ck 6726	0	24.59	C
10/31	100.10.43500.41 SaguaroFitness/inv 4855/ck 3447	0	280.00	C
10/31	100.10.53965.10 ASRS/inv 4853/ck 75250	0	135.00	C
10/31	WIRED MONEY TO GENERAL FUND	0	20.00	C
73750.0 Revenue Transfer			Source Code Total: (4,072.33)	
10/02	Donation Transfer	0	(50.00)	C
10/03	Correct EMS Cardiac Maintenance Expense	0	(4,068.00)	C
10/15	Federal Tax Penalty	0	178.77	C
10/30	Correct 10.19.18 Payroll Errors	0	(133.10)	C
90930.0 Warrants Redeemed			Source Code Total: (273,051.14)	
10/01	Paid Warrants	0	(190.00)	D
10/02	Paid Warrants	0	(7,622.85)	D
10/03	Paid Warrants	0	(7,307.72)	D
10/04	Paid Warrants	0	(951.69)	D
10/05	Paid Warrants	0	(10,432.32)	D
10/08	Paid Warrants	0	(607.16)	D
10/10	Paid Warrants	0	(19,420.02)	D
10/11	Paid Warrants	0	(25,025.48)	D
10/12	Paid Warrants	0	(80,149.17)	D
10/15	Paid Warrants	0	(1,691.09)	D
10/16	Paid Warrants	0	(229.18)	D
10/17	Paid Warrants	0	(831.17)	D
10/18	Paid Warrants	0	(6,658.96)	D
10/22	Paid Warrants	0	(1,344.00)	D
10/23	Paid Warrants	0	(10,008.75)	D
10/24	Paid Warrants	0	(45,901.98)	D
10/25	Paid Warrants	0	(8,728.65)	D
10/26	Paid Warrants	0	(3,254.20)	D
10/29	Paid Warrants	0	(844.22)	D
10/30	Paid Warrants	0	(19,485.48)	D
10/31	Paid Warrants	0	(22,367.05)	D
91010.0 Line of Credit Payments			Source Code Total: (29,362.79)	
10/01	Line of Credit Principal Payment	0	(29,362.79)	D
91020.0 Line of Credit Interest Payment			Source Code Total: (20.32)	
10/01	Line of Credit Interest Payment	0	(20.32)	D
91220.0 Disbursed by County Treasurer			Source Code Total: (939,806.11)	
10/03	FIRE EMPLOYEES PAYROLL DIRECT DEPOSIT	0	(216,956.85)	D
10/03	FIRE DISTRICT FEDERAL & STATE P/R TAXES	0	(48,701.73)	D
10/03	FIRE DISTRICT 457 UNION DUES, PAC	0	(38,159.80)	D
10/17	Fire Employees Payroll Direct Deposit	0	(232,794.93)	D
10/17	Fire District Federal & State P/R Taxes	0	(51,845.31)	D
10/17	Fire District 457, union dues, pac	0	(38,530.67)	D
10/31	Fire Employees Payroll Direct Deposit	0	(223,448.67)	D
10/31	Fire District Federal & State P/R Taxes	0	(50,329.90)	D
10/31	Fire District 457, union dues, pac	0	(39,038.25)	D

Pinal County Treasurer

Monthly Statement

Date Range: 10/1/2018 to 10/31/2018

91280.0 Outgoing Wire Fee			Source Code Total: (60.00)	
10/03	WIRE TRANSFER CHG P/R	0	(20.00)	D
10/17	Wire Transfer Chg P/R	0	(20.00)	D
10/31	Wire Transfer Chg P/R	0	(20.00)	D
91290.0 Outgoing Wire Surcharge			Source Code Total: (15.00)	
10/03	WIRE TRANSFER CHG P/R	0	(5.00)	D
10/17	Wire Transfer Chg P/R	0	(5.00)	D
10/31	Wire Transfer Chg P/R	0	(5.00)	D
	6116421001 Superstition Fire & Medical District		**Ending Balance: 3,382,838.87**	

Warrant Detail

Payee Name	Warrant	Amount	Issue Dt	Status Dt	Voucher
6116421001 Superstition Fire & Medical District				Account Total: 582,408.89	
Fund: 1102				Fund Total: 261,473.74	
Status: OUTS				Status Total: 25,661.31	
JOHN WALKA	1102027636	20.00	05/16/18	05/17/18	
RUBEN BRIONES	1102027870	236.46	08/08/18	08/08/18	
FREIGHTLINER OF ARIZONA, LLC	1102028053	885.05	10/03/18	10/03/18	
APACHE JUNCTION UNIFIED	1102028075	5,286.48	10/17/18	10/17/18	
CITY OF PHOENIX FIRE DEPT	1102028087	4,500.00	10/17/18	10/17/18	
SANDBAG STORE, LLC	1102028103	260.00	10/17/18	10/17/18	
GEOF SHIVELY	1102028105	70.22	10/17/18	10/17/18	
APACHE TRAIL AUTO SUPPLY, LLC	1102028117	1,036.95	10/24/18	10/24/18	
ARIZONAWATERCONDITIONING DBA	1102028119	162.08	10/24/18	10/24/18	
CSC ELECTRICAL CONTRACTOR, LLC	1102028124	810.82	10/24/18	10/24/18	
FRONTIER SHOP SUPPLIES, INC	1102028126	240.04	10/24/18	10/24/18	
HUGHES FIRE EQUIPMENT, INC.	1102028129	2,424.27	10/24/18	10/24/18	
RIGHT AWAY DISPOSAL, LLC	1102028134	229.18	10/24/18	10/24/18	
SUPERSTITION SAFETY SERV, LLC	1102028137	98.11	10/24/18	10/24/18	
TIGER MECHANICAL SERVICES LLC	1102028138	304.41	10/24/18	10/24/18	
ARIZONA WATER COMPANY, INC.	1102028140	177.88	10/31/18	10/31/18	
EAST PENN MANUFACTURING CO, IN	1102028141	780.00	10/31/18	10/31/18	
NATHAN EDWARDS	1102028142	50.00	10/31/18	10/31/18	
FREIGHTLINER OF ARIZONA, LLC	1102028143	1,381.69	10/31/18	10/31/18	
PHYSIO-CONTROL, INC.	1102028144	1,474.12	10/31/18	10/31/18	
JUSTIN MUELLER	1102028145	50.00	10/31/18	10/31/18	
RAY'S PRINTING, INC.	1102028146	197.28	10/31/18	10/31/18	
REDBURN TIRE COMPANY, INC.	1102028147	1,008.97	10/31/18	10/31/18	
SOUTHWEST GAS CORPORATION	1102028148	94.76	10/31/18	10/31/18	
MATLICK ENTERPRISES INC DBA	1102028149	2,131.21	10/31/18	10/31/18	
UNIFIRST CORPORATION	1102028150	937.75	10/31/18	10/31/18	
WAXIE'S ENTERPRISES, INC	1102028151	813.58	10/31/18	10/31/18	
Status: PAID				Status Total: 235,624.30	
AFLAC	1102028001	4,759.18	09/19/18	10/02/18	
FIRE DEPARTMENT SAFETY	1102028005	190.00	09/19/18	10/01/18	
TOSHIBA BUSINESS SOLUTIONS,INC	1102028014	170.90	09/19/18	10/02/18	
A-1 AUTO & MUFFLER REPAIR, LLC	1102028017	60.00	09/26/18	10/08/18	
AA COOLING AND HEATING LLC	1102028018	853.33	09/26/18	10/03/18	
AMERIGAS PROPANE LP	1102028019	54.03	09/26/18	10/04/18	
WATER UTILITIES COMM FD DBA	1102028020	176.37	09/26/18	10/05/18	
ARIZONA WATER COMPANY, INC.	1102028021	504.34	09/26/18	10/02/18	
AMERICAN SAFETY & HEALTH	1102028022	544.94	09/26/18	10/17/18	
CITY OF MESA	1102028023	10,203.67	09/26/18	10/05/18	
EAST PENN MANUFACTURING CO, IN	1102028024	765.07	09/26/18	10/02/18	
LIBERTY WATER COMPANY, INC.	1102028025	35.12	09/26/18	10/02/18	
LIBERTY WATER COMPANY, INC.	1102028026	61.88	09/26/18	10/02/18	
HUGHES FIRE EQUIPMENT, INC.	1102028027	1,194.80	09/26/18	10/03/18	
L.N. CURTIS & SONS	1102028028	897.66	09/26/18	10/04/18	
PITNEY BOWES	1102028029	126.57	09/26/18	10/08/18	
RAY'S PRINTING, INC.	1102028030	52.28	09/26/18	10/05/18	

Pinal County Treasurer

Monthly Statement

Date Range: 10/1/2018 to 10/31/2018

REDBURN TIRE COMPANY, INC.	1102028031	2,493.30	09/26/18	10/03/18
RIGHT AWAY DISPOSAL, LLC	1102028032	229.18	09/26/18	10/16/18
RV STRIPES & GRAPHICS, INC.	1102028033	134.36	09/26/18	10/08/18
SAN TAN FORD	1102028034	341.18	09/26/18	10/03/18
PINNACLE PEAK HOLDING CORP	1102028035	244.45	09/26/18	10/03/18
SUPERSTITION SAFETY SERV, LLC	1102028036	463.33	09/26/18	10/03/18
MATLICK ENTERPRISES INC DBA	1102028037	467.01	09/26/18	10/03/18
WAXIE'S ENTERPRISES, INC	1102028038	1,326.36	09/26/18	10/02/18
POWER ACQUISITION, LLC.	1102028039	1,250.32	09/26/18	10/03/18
ACCUSEARCH	1102028040	118.00	10/03/18	10/11/18
AETNA BEHAVIORAL HEALTH, LLC	1102028041	783.36	10/03/18	10/11/18
AMERIGAS PROPANE LP	1102028042	1,390.88	10/03/18	10/15/18
APACHE JUNCTION UNIFIED	1102028043	5,597.30	10/03/18	10/23/18
APACHE STONE, LLC	1102028044	210.00	10/03/18	10/10/18
APACHE TRAIL AUTO SUPPLY, LLC	1102028045	1,735.07	10/03/18	10/10/18
ARIZONA WATER COMPANY, INC.	1102028047	185.04	10/03/18	10/12/18
ARIZONA PPE RECON, INC.	1102028048	1,273.00	10/03/18	10/10/18
ARIZONAWATERCONDITIONING DBA	1102028049	405.83	10/03/18	10/11/18
EBO INVESTMENTS LLC, DBA	1102028050	48.47	10/03/18	10/11/18
EMPLOYERS DENTAL SERVICES, INC	1102028051	5,791.80	10/03/18	10/10/18
FLEETPRIDE, INC	1102028052	151.05	10/03/18	10/10/18
FRONTIER SHOP SUPPLIES, INC	1102028054	229.95	10/03/18	10/15/18
WEX BANK DBA	1102028055	1,414.07	10/03/18	10/12/18
HUGHES FIRE EQUIPMENT, INC.	1102028056	74.44	10/03/18	10/11/18
MAGIC PEST CONTROL	1102028057	298.06	10/03/18	10/11/18
MEDIACOM	1102028058	5,691.84	10/03/18	10/10/18
MEDIACOM	1102028059	325.22	10/03/18	10/10/18
MUNICIPAL EMERGENCY SERV. INC.	1102028060	5,567.60	10/03/18	10/11/18
PITNEY BOWES	1102028061	70.26	10/03/18	10/15/18
REDBURN TIRE COMPANY, INC.	1102028062	2,729.50	10/03/18	10/11/18
GARY A. SMITH, MD, PLLC	1102028063	7,500.00	10/03/18	10/11/18
SOUTHWEST GAS CORPORATION	1102028064	129.45	10/03/18	10/10/18
STANDARD INSURANCE COMPANY	1102028065	4,774.19	10/03/18	10/11/18
MATLICK ENTERPRISES INC DBA	1102028066	1,251.98	10/03/18	10/11/18
UNIFIRST CORPORATION	1102028067	937.75	10/03/18	10/11/18
UNITED HEALTHCARE INSURANCE CO	1102028068	69,067.14	10/03/18	10/12/18
VISION SERVICE PLAN	1102028069	816.35	10/03/18	10/10/18
POWER ACQUISITION, LLC.	1102028070	1,399.44	10/03/18	10/10/18
AFLAC	1102028071	4,822.18	10/17/18	10/30/18
AIR VACUUM CORPORATION	1102028072	1,200.00	10/17/18	10/31/18
AMERICAN EXPRESS CORPORATE	1102028073	T 311.54	10/17/18	10/23/18
ARIZONA WATER COMPANY, INC.	1102028077	157.45	10/17/18	10/24/18
AZ DEPT OF REVENUE-SALES TAX	1102028078	115.38	10/17/18	10/23/18
BEST HARDWARE	1102028079	29.50	10/17/18	10/29/18
BUD'S BULK ICE SERVICE, INC	1102028080	99.78	10/17/18	10/29/18
CHASE	1102028081	L 9,204.72	10/17/18	10/24/18
CITY OF APACHE JUNCTION	1102028086	4,906.41	10/17/18	10/24/18
EAST VALLEY WELLNESS CENTER	1102028088	1,905.00	10/17/18	10/24/18
MIKE FARBER	1102028089	1,344.00	10/17/18	10/22/18
ST HELEN AUTO & HARDWARE, INC.	1102028090	537.49	10/17/18	10/30/18
GALLOWAY ASSET MANAGEMENT, LLC	1102028092	900.00	10/17/18	10/26/18
GENERAL BUSINESS, INC	1102028093	98.19	10/17/18	10/30/18
GINCO PLUMBING LLC	1102028094	369.69	10/17/18	10/25/18
GRAINGER	1102028095	481.95	10/17/18	10/24/18
L.N. CURTIS & SONS	1102028096	250.87	10/17/18	10/26/18
CADWELL IRREVOCABLE TRUST III	1102028097	262.08	10/17/18	10/26/18
PIONEER DISTRIBUTING CO., INC.	1102028098	288.00	10/17/18	10/23/18
PROPHET NETWORK INTEGRATION,IN	1102028099	1,841.25	10/17/18	10/26/18
PHOENIX TECHNOLOGY SOLUTIONS	1102028100	66.00	10/17/18	10/31/18
CENTURYLINK	1102028101	1,438.64	10/17/18	10/24/18
REDBURN TIRE COMPANY, INC.	1102028102	5,471.26	10/17/18	10/24/18
SAN TAN FORD	1102028104	96.07	10/17/18	10/23/18
SOLVENT RECY-CLEAN, INC	1102028106	75.34	10/17/18	10/23/18

Pinal County Treasurer

Monthly Statement

Date Range: 10/1/2018 to 10/31/2018

SUPERSTITION MOUNTAINS CFD #1	1102028107	128.70	10/17/18	10/24/18
SUPERSTITION SAFETY SERV, LLC	1102028108	445.00	10/17/18	10/23/18
SOUTHWEST GROUND CONTROL, LLC	1102028109	1,183.32	10/17/18	10/23/18
TOSHIBA BUSINESS SOLUTIONS,INC	1102028110	170.90	10/17/18	10/30/18
MATLICK ENTERPRISES INC DBA	1102028111	12,260.16	10/17/18	10/24/18
VERIZON WIRELESS SERVICES LLC	1102028114	2,296.13	10/17/18	10/24/18
AA COOLING AND HEATING LLC	1102028115	835.00	10/24/18	10/31/18
WATER UTILITIES COMM FD DBA	1102028116	168.06	10/24/18	10/31/18
ARIZONA WATER COMPANY, INC.	1102028118	596.61	10/24/18	10/30/18
BPCWS, PLLC	1102028120	7,781.95	10/24/18	10/31/18
ALFREDO CABANA JR. DBA	1102028121	892.50	10/24/18	10/30/18
CITY OF MESA	1102028122	8,717.50	10/24/18	10/31/18
DIVERSIFIED INSPECTIONS /	1102028123	3,235.57	10/24/18	10/30/18
FREIGHTLINER OF ARIZONA, LLC	1102028125	584.04	10/24/18	10/29/18
LIBERTY WATER COMPANY, INC.	1102028127	46.48	10/24/18	10/29/18
LIBERTY WATER COMPANY, INC.	1102028128	84.42	10/24/18	10/29/18
KANSAS STATE BANK OF MANHATTAN	1102028130	158.41	10/24/18	10/31/18
THE PREPLANNERS, LLC	1102028131	2,000.00	10/24/18	10/31/18
PUBLIC SAFETY RETIREMENT	1102028132	210.00	10/24/18	10/31/18
RAY'S PRINTING, INC.	1102028133	53.05	10/24/18	10/31/18
SALT RIVER PROJECT	1102028135	6,962.48	10/24/18	10/30/18
PINNACLE PEAK HOLDING CORP	1102028136	1,177.08	10/24/18	10/31/18
MATLICK ENTERPRISES INC DBA	1102028139	1,797.48	10/24/18	10/30/18
Status: VOID				Status Total: 188.13
GEOF SHIVELY	1102027687	70.22	06/06/18	10/15/18
WATER UTILITIES COMM FD DBA	1102028076	117.91	10/17/18	10/18/18
Fund: 1103				Fund Total: 320,935.15
Status: OUTS				Status Total: 283,508.31 P
PUBLIC SAFETY PERSONNEL RETIREMENT SYSTEM	1103017941	95,637.97	09/21/18	09/19/18
CHARITY RELIEF FUND EV FIREFIGHTER	1103017943	117.50	09/21/18	09/19/18
CHARITY FUND EV FIREFIGHTER	1103017944	101.00	09/21/18	09/19/18
PUBLIC SAFETY PERSONNEL RETIREMENT SYSTEM	1103017951	90,328.12	10/05/18	10/04/18
CHARITY RELIEF FUND EV FIREFIGHTER	1103017953	117.50	10/05/18	10/04/18
CHARITY FUND EV FIREFIGHTER	1103017954	101.00	10/05/18	10/04/18
SUPRSTN FIREFIGHTERS GENERAL BENEFIT FUND	1103017955	150.00	10/19/18	10/17/18
PUBLIC SAFETY PERSONNEL RETIREMENT SYSTEM	1103017960	96,736.72	10/19/18	10/17/18
CHARITY RELIEF FUND EV FIREFIGHTER	1103017962	117.50	10/19/18	10/17/18
CHARITY FUND EV FIREFIGHTER	1103017963	101.00	10/19/18	10/17/18
Status: PAID				Status Total: 37,426.84
US DEPARTMENT OF EDUCATION	1103017938	286.23	09/21/18	10/08/18
UNITED STATES TREASURY	1103017946	536.30	10/05/18	10/11/18
RETIREMENT SYSTEM, ARIZONA STATE	1103017947	7,807.92	10/05/18	10/12/18
US DEPARTMENT OF EDUCATION	1103017948	286.23	10/05/18	10/17/18
AZ FF RETIREE HEALTH TRUST FUND	1103017949	1,675.00	10/05/18	10/12/18
EQUITY, HEALTH	1103017950	6,658.96	10/05/18	10/18/18
SUPPORT PAYMENT CLEARINGHOUSE	1103017952	1,896.80	10/05/18	10/10/18
RETIREMENT SYSTEM, ARIZONA STATE	1103017956	7,651.56	10/19/18	10/24/18
US DEPARTMENT OF EDUCATION	1103017957	372.08	10/19/18	10/30/18
AZ FF RETIREE HEALTH TRUST FUND	1103017958	1,700.00	10/19/18	10/25/18
EQUITY, HEALTH	1103017959	6,658.96	10/19/18	10/25/18
SUPPORT PAYMENT CLEARINGHOUSE	1103017961	1,896.80	10/19/18	10/23/18

	Count	Amount
Total OUTS:	37	309,169.62
Total PAID:	115	273,051.14
Total VOID:	2	188.13

Superstition Fire & Medical District
General (Fund 100) Cash Reconciliation
Fiscal Year 2018 - 2019
9/30/2018

	Deposits (Cash Receipts)	Cash Disbursements	Refunded Taxes	Book Balance	
Book Balance as of: 9/1/2018				(2,865,148.29)	BB
Activity During the Month					
Journal Entries:					
Interest Income (Expense):	935.51			935.51	A
Cash Receipts					
2011 Real Estate Taxes				-	B
2012 Real Estate Taxes				-	
2013 Real Estate Taxes				-	
2014 Real Estate Taxes				-	
2015 Real Estate Taxes				0.00	
2016 Real Estate Taxes				0.00	
2017 Real Estate Taxes	8,906.29			8,906.29	
2018 Real Estate Taxes	1,078,694.60		(1,407.01)	1,077,287.59	
2009 Pers. Prop. Taxes				0.00	C
2010 Pers. Prop. Taxes				0.00	
2011 Pers. Prop. Taxes				0.00	
2012 Pers. Prop. Taxes	5.58			5.58	
2013 Pers. Prop. Taxes	123.74			123.74	
2014 Pers. Prop. Taxes	124.56			124.56	
2015 Pers. Prop. Taxes	462.62		(0.02)	462.60	
2016 Pers. Prop. Taxes	979.48			979.48	
2017 Pers. Prop. Taxes	6,422.52			6,422.52	
2018 Pers. Prop. Taxes	190,657.83			190,657.83	
SRP Contributions				-	
FDAT	29,557.73			29,557.73	D
Maricopa County Taxes	163.89			163.89	E
Deposits	64,263.02			64,263.02	F
Revenue Transfer	0.02			0.02	
Cash Disbursements					
A) Accounts Payable Activity		(797,907.11)		(797,907.11)	H
B) Payroll Activity		(864,906.92)		(864,906.92)	I
C) Payroll Wire Fees		(50.00)		(50.00)	J
D) Stop Payment Fee				-	
D) Transfer In / Out				-	
D) Transfer In / Out				-	
D) Transfer In / Out				-	
E) Refund Interest		(2.14)		(2.14)	K
	$1,381,297.39	(1,662,866.17)		(3,118,124.10)	BB-Oct

Pinal County Bank Balance

Ending Bank Balance as of: 9/30/2018	Balance from YTD Column		0.00	L
Less: Line of Credit Advances			(796,512.82)	M
Less: Line of Credit Interest			1,444.01	N
Plus: Line of Credit Payments			767,150.03	O
Less: Outstanding Warrants	Check #			
	A/P	P (27,926.31)		
	Payroll	Q (96,142.70)	(124,069.01)	
Less: Transfer in Transit to 400 Fund		(50.00)	(50.00)	R
			0.00	
			(152,037.79)	
Cash Balance in Payroll Clearing Account			100.00	S
Cash Balance in Electronic / ACH Clearing Account			500.00	T
Petty Cash			100.00	
			(151,337.79)	
Balance per B/S			(151,337.79)	U
Difference			0.00	

Prepared by: Jenifer Duke 10/2/18

Reviewed by: Peggy Ward 10/2/18

Control No. 324362
Receipt No. 259297

Pinal County Treasurer

Treasurer Receipt

Receipt Date:	10/15/2018	Cash:	$0.00	Submitted By:	McMinn, Linette
Total Amount:	$1,222.31	Check:	$0.00	Department:	PC Treasurer
Revised Date:	No Change Made	Wire/Direct Deposit:	$1,222.31	Posted By:	Rosamaria Velazquez
		Credit Card:	$0.00		

GL	Source	Cost	Object	Subsid	Subled	Type	Notes	Amount
6116421001	15150.0						Superstition Fire Proceeds from Maricopa Co Wired 10/15/2018	$1,222.31

E

CASH RECEIPTS

October 2018 M & O DEPOSITS

Date	Control #	Amount	Account #	Description
10/4/2018		500.00	100.10.42700.50	Allied Fire Protection/inv 4830/CC
		20.00	100.10.42600.15	M DePalma/inv 4847/CC
		20.00	100.10.42600.15	T Nash/inv 4846/CC
		540.00		Wire Transfer
10/17/2018		35.00	100.10.43500.41	L Sullins/inv 4860/CASH
		35.00	100.10.43500.41	M Collins/inv 4861/CASH
		50.00	100.10.43500.41	K Cappello/inv 4859/R208035341899
		20.00	100.10.42500.50	Pokorny Chiro/inv 4844/ck 3296
		20.00	100.10.42500.50	Francis Elec/inv 4845/ck 4852
		20.00	100.10.42500.50	Charming Nails/inv 4870/ck 5949
		20.00	100.10.42500.50	Desert Financial/inv 4869/ck 82912
		20.00	100.10.42600.15	Metro Reporting/inv 4856/111365795
		20.00	100.10.42600.15	Durrant & Assoc/inv 4858/ck 8580
		30.00	100.10.45900.10	Sierra Vista GC/inv 4857/ck 2390
		30.00	100.10.45900.10	Sprsttn Mtn Astro/4836/584268956
		30.00	100.10.45900.10	Superstition High/inv 4835/ck 394
		60.00	100.10.45900.10	Vista Del Corazon/4679/951020321
		250.00	100.10.42700.50	Bel Agave dev/inv 4843/ck 1249
		250.00	100.10.42700.50	Stagecoach Dev/inv 4842/ck 1291
		200.00	100.10.42700.50	Sonoran Fire/inv 4863/ck 2595
		100.00	100.10.42700.50	Silverado Est/inv 4873/ck 1570
		100.00	100.10.42700.50	Bel Agave dev/inv 4872/ck 1258
		100.00	100.10.42700.50	Stagecoach Dev/inv 4871/ck 1302
		200.00	100.10.42700.50	Brookdale/inv 4874/ck 3986639
		1,590.00		
10/17/2018		35.98	100.10.43300.50	City of AJ/inv 380/ck 147213
		243.76	100.10.53965.10	J Kevin/inv 4849/ck 629006669
		554.86	100.10.53965.10	D Montgomery/inv 4792/ck 7672
		1,298.46	100.10.53965.10	P Bourgeois/inv 4794/ck 4096
		813.51	100.10.53965.10	PSPRS/inv 4796/ck 208528
		649.17	100.10.42200.41	AntennaSites/inv 4862/ck 19740
		12,688.57	100.10.43200.20	FLOFD/4828-41/ck 111742
		99,016.11	100.10.43100.40	ARISLD/4751-4753/ck 8959816
		115,300.42		
10/18/2018		20.00	100.10.42600.15	D Anderson/PZR/inv 4877/CC
		20.00		
10/24/2018		20.00	100.10.42500.50	Little Ceasers/inv 4880/ck 6863
		40.00	100.10.42500.50	Sprsttn Golf Carts/inv 4879/ck 1499
		20.00	100.10.42500.50	Sprsttn Golf Carts/inv 4878/ck 1488
		100.00	100.10.42700.50	WearversNeedleRV/inv 4881/ck1318
		10.00	100.10.45900.10	GCE HOA/inv 4866/ck 1377
		20.00	100.10.45900.10	Foothills@GCR HOA/in 4865/c 2736
		237.27	100.10.56965.10	J Hafer/inv 4851/ck 5354
		447.27		
10/31/2018		20.00	100.10.42500.50	A Salinas/NAZCARE/inv 4876/CC
		20.00		wire transfer
10/31/2018		20.00	100.10.42500.50	J Johnston/inv 4890/ck 9266
		20.00	100.10.42500.50	M Rodriguez/inv 4895/ck 603405523
		20.00	100.10.42500.50	CAAFA/inv 4894/ck 9150
		450.00	100.10.42700.50	DoubleAABuilders/inv 4888/ck 26746
		119.31	100.10.57100.12	R Ochs/inv 4893/ck 6725
		24.59	100.10.57100.12	R Ochs/inv 4898/ck 6726
		280.00	100.10.43500.41	SaguaroFitness/inv 4855/ck 3447
		135.00	100.10.53965.10	ASRS/inv 4853/ck 75250
		1,068.90		
October 2018 Totals		**118,986.59**		

F

Superstition Fire & Medical District

AR Payment Register (Detail)

Bank ID: Equal To D

Check No. / Payment ID	Payee Name / Customer Name	Invoice No. / Account Number	Amount Paid
BANK: D - M & O GENERAL FUND CHECKING			
DEPOSIT: 2,421	**DATE: 10/01/18**		
1291		Check	$250.00
	(ONETIMECUST)	Invoice : 004842	$150.00
	(ONETIMECUST)	Invoice : 004842	$100.00
		CHECK # 1291 TOTAL:	$250.00
1249		Check	$250.00
	(ONETIMECUST)	Invoice : 004843	$150.00
	(ONETIMECUST)	Invoice : 004843	$100.00
		CHECK # 1249 TOTAL:	$250.00
3296		Check	$20.00
	(ONETIMECUST)	Invoice : 004844	$20.00
		CHECK # 3296 TOTAL:	$20.00
4852		Check	$20.00
	(ONETIMECUST)	Invoice : 004845	$20.00
		CHECK # 4852 TOTAL:	$20.00
		DEPOSIT 2,421 TOTAL:	**$540.00**
DEPOSIT: 2,422	**DATE: 10/02/18**		
48992082		Credit Card	$20.00
	(ONETIMECUST)	Invoice : 004846	$20.00
		CREDIT CARD # 48992082 TOTAL:	$20.00
48965416		Credit Card	$20.00
	(ONETIMECUST)	Invoice : 004847	$20.00
		CREDIT CARD # 48965416 TOTAL:	$20.00
		DEPOSIT 2,422 TOTAL:	**$40.00**
DEPOSIT: 2,423	**DATE: 10/03/18**		
111365795		Check	$20.00
	(ONETIMECUST)	Invoice : 004856	$20.00
		CHECK # 111365795 TOTAL:	$20.00
915751221050	Sierra Vista @ Gold Canyon HOA	Check	$30.00
	Sierra Vista @ Gold Canyon HOA (SIEVI)	Invoice : 004857	$30.00
		CHECK # 915751221050 TOTAL:	$30.00
8580		Check	$20.00
	(ONETIMECUST)	Invoice : 004858	$20.00
		CHECK # 8580 TOTAL:	$20.00
		DEPOSIT 2,423 TOTAL:	**$70.00**
DEPOSIT: 2,424	**DATE: 10/04/18**		
4833, 4833R	Sierra Vista HOA/4833, 4833r	Transfer	$0.00
	Sierra Vista @ Gold Canyon HOA (SIEVI)	Invoice : 004833	$30.00
	Sierra Vista @ Gold Canyon HOA (SIEVI)	Invoice : 004833R	-$30.00
		TRANSFER TOTAL:	$0.00
		DEPOSIT 2,424 TOTAL:	**$0.00**
DEPOSIT: 2,425	**DATE: 10/06/18**		
R208035341899		Check	$50.00
	(ONETIMECUST)	Invoice : 004859	$35.00
	(ONETIMECUST)	Invoice : 004859	$15.00
		CHECK # R208035341899 TOTAL:	$50.00
CASH		Cash	$35.00
	(ONETIMECUST)	Invoice : 004860	$35.00

Superstition Fire & Medical District

AR Payment Register (Detail)

Bank ID: Equal To D

Check No. / Payment ID	Payee Name / Customer Name	Invoice No. / Account Number	Amount Paid
BANK: D - M & O GENERAL FUND CHECKING			
DEPOSIT: 2,425	**DATE: 10/06/18**		**(CONTINUED)**
		CASH TOTAL:	$35.00
CASH		Cash	$35.00
	(ONETIMECUST)	Invoice : 004861	$35.00
		CASH TOTAL:	$35.00
		DEPOSIT 2,425 TOTAL:	**$120.00**
DEPOSIT: 2,426	**DATE: 10/09/18**		
2595		Check	$200.00
	(ONETIMECUST)	Invoice : 004863	$100.00
	(ONETIMECUST)	Invoice : 004863	$100.00
		CHECK # 2595 TOTAL:	$200.00
		DEPOSIT 2,426 TOTAL:	**$200.00**
DEPOSIT: 2,427	**DATE: 10/15/18**		
082912		Check	$20.00
	(ONETIMECUST)	Invoice : 004869	$20.00
		CHECK # 082912 TOTAL:	$20.00
		DEPOSIT 2,427 TOTAL:	**$20.00**
DEPOSIT: 2,428	**DATE: 10/15/18**		
4834, 4834R	PMG/4834, 4834r	Transfer	$0.00
	(ONETIMECUST)	Invoice : 004834	$10.00
	(ONETIMECUST)	Invoice : 004834R	-$10.00
		TRANSFER TOTAL:	$0.00
		DEPOSIT 2,428 TOTAL:	**$0.00**
DEPOSIT: 2,429	**DATE: 10/15/18**		
5949		Check	$20.00
	(ONETIMECUST)	Invoice : 004870	$20.00
		CHECK # 5949 TOTAL:	$20.00
1302		Check	$100.00
	(ONETIMECUST)	Invoice : 004871	$100.00
		CHECK # 1302 TOTAL:	$100.00
1258		Check	$100.00
	(ONETIMECUST)	Invoice : 004872	$100.00
		CHECK # 1258 TOTAL:	$100.00
1570		Check	$100.00
	(ONETIMECUST)	Invoice : 004873	$100.00
		CHECK # 1570 TOTAL:	$100.00
03986639		Check	$200.00
	(ONETIMECUST)	Invoice : 004874	$200.00
		CHECK # 03986639 TOTAL:	$200.00
		DEPOSIT 2,429 TOTAL:	**$520.00**
DEPOSIT: 2,432	**DATE: 10/17/18**		
584268956	STMAT/4836/584268956	Check	$30.00
	Superstition Mtn Astronomical (STMTAT)	Invoice : 004836	$30.00
		CHECK # 584268956 TOTAL:	$30.00
394	Sprstton Highlands/4835/394	Check	$30.00
	Superstition Highlands (SUPHIGH)	Invoice : 004835	$30.00

Superstition Fire & Medical District

AR Payment Register (Detail)

Bank ID: Equal To D

Check No. / Payment ID	Payee Name / Customer Name	Invoice No. / Account Number	Amount Paid
BANK: D - M & 0 GENERAL FUND CHECKING			
DEPOSIT: 2,432 DATE: 10/17/18			**(CONTINUED)**
		CHECK # 394 TOTAL:	$30.00
951020321	Vista Del Corazon/4679/9510203	Check	$60.00
	(ONETIMECUST)	Invoice : 004679	$30.00
	(ONETIMECUST)	Invoice : 004679	$30.00
		CHECK # 951020321 TOTAL:	$60.00
		DEPOSIT 2,432 TOTAL:	**$120.00**
DEPOSIT: 2,433 DATE: 10/17/18			
147213	CITOAJ/inv 380/ck 147213	Check	$35.98
	City of Apache Junction (CITOAJ)	Invoice : 2018-00380	$35.98
		CHECK # 147213 TOTAL:	$35.98
629006669	J Kevin/inv 4849/629006669	Check	$243.76
	John Kevin (KEVINJO)	Invoice : 004849	$243.76
		CHECK # 629006669 TOTAL:	$243.76
7672	D Montgomery/inv 4792/ck 7572	Check	$554.86
	Dave Montgomery (MONTD)	Invoice : 004792	$554.86
		CHECK # 7672 TOTAL:	$554.86
4096	P Bourgeois/inv 4794/ck 4096	Check	$1,298.46
	Paul Bourgeois (BOUP)	Invoice : 004655	$6.54
	Paul Bourgeois (BOUP)	Invoice : 004730	$6.54
	Paul Bourgeois (BOUP)	Invoice : 004794	$1,267.08
	Paul Bourgeois (BOUP)	Invoice : 004794	$18.30
		CHECK # 4096 TOTAL:	$1,298.46
208528	PSPRS/inv 4796/ck 208528	Check	$813.51
	Public Safety Retirement Sys. (PSPRS/COBRA)	Invoice : 004796	$146.46
	Public Safety Retirement Sys. (PSPRS/COBRA)	Invoice : 004796	$113.54
	Public Safety Retirement Sys. (PSPRS/COBRA)	Invoice : 004796	$150.00
	Public Safety Retirement Sys. (PSPRS/COBRA)	Invoice : 004796	$260.00
	Public Safety Retirement Sys. (PSPRS/COBRA)	Invoice : 004796	$143.51
		CHECK # 208528 TOTAL:	$813.51
19740	Antenna Sites/inv 4862/19740	Check	$649.17
	Antenna Sites, Inc. (ANTSIT)	Invoice : 004862	$649.17
		CHECK # 19740 TOTAL:	$649.17
111742	FLOFD/4828-41/ck 111742	Check	$12,688.57
	Florence Fire Department (FLOFD)	Invoice : 004828	$1,679.00
	Florence Fire Department (FLOFD)	Invoice : 004829	$146.00
	Florence Fire Department (FLOFD)	Invoice : 004831	$51.22
	Florence Fire Department (FLOFD)	Invoice : 004832	$330.00
	Florence Fire Department (FLOFD)	Invoice : 004837	$146.00
	Florence Fire Department (FLOFD)	Invoice : 004838	$73.00
	Florence Fire Department (FLOFD)	Invoice : 004839	$511.00
	Florence Fire Department (FLOFD)	Invoice : 004840	$146.00
	Florence Fire Department (FLOFD)	Invoice : 004841	$29.88
	Florence Fire Department (FLOFD)	Invoice : 004828	$1,971.00
	Florence Fire Department (FLOFD)	Invoice : 004828	$146.00
	Florence Fire Department (FLOFD)	Invoice : 004828	$978.98
	Florence Fire Department (FLOFD)	Invoice : 004828	$97.75
	Florence Fire Department (FLOFD)	Invoice : 004828	$20.26
	Florence Fire Department (FLOFD)	Invoice : 004828	$99.41
	Florence Fire Department (FLOFD)	Invoice : 004828	$16.39
	Florence Fire Department (FLOFD)	Invoice : 004828	$45.35
	Florence Fire Department (FLOFD)	Invoice : 004828	$71.26
	Florence Fire Department (FLOFD)	Invoice : 004828	$70.27
	Florence Fire Department (FLOFD)	Invoice : 004828	$127.74
	Florence Fire Department (FLOFD)	Invoice : 004828	$125.18
	Florence Fire Department (FLOFD)	Invoice : 004828	$447.62
	Florence Fire Department (FLOFD)	Invoice : 004828	$71.50

Superstition Fire & Medical District

AR Payment Register (Detail)

Bank ID: Equal To D

Check No. / Payment ID	Payee Name / Customer Name	Invoice No. / Account Number	Amount Paid
BANK: D - M & 0 GENERAL FUND CHECKING			
DEPOSIT: 2,433	**DATE: 10/17/18**		**(CONTINUED)**
	Florence Fire Department (FLOFD)	Invoice : 004828	$342.93
	Florence Fire Department (FLOFD)	Invoice : 004828	$4.27
	Florence Fire Department (FLOFD)	Invoice : 004828	$140.22
	Florence Fire Department (FLOFD)	Invoice : 004828	$21.56
	Florence Fire Department (FLOFD)	Invoice : 004828	$129.04
	Florence Fire Department (FLOFD)	Invoice : 004828	$165.45
	Florence Fire Department (FLOFD)	Invoice : 004828	$90.24
	Florence Fire Department (FLOFD)	Invoice : 004828	$83.05
	Florence Fire Department (FLOFD)	Invoice : 004828	$13.37
	Florence Fire Department (FLOFD)	Invoice : 004828	$113.59
	Florence Fire Department (FLOFD)	Invoice : 004829	$730.00
	Florence Fire Department (FLOFD)	Invoice : 004829	$42.06
	Florence Fire Department (FLOFD)	Invoice : 004829	$165.30
	Florence Fire Department (FLOFD)	Invoice : 004829	$40.06
	Florence Fire Department (FLOFD)	Invoice : 004829	$117.25
	Florence Fire Department (FLOFD)	Invoice : 004831	$195.76
	Florence Fire Department (FLOFD)	Invoice : 004832	$117.94
	Florence Fire Department (FLOFD)	Invoice : 004832	$131.06
	Florence Fire Department (FLOFD)	Invoice : 004837	$1,825.00
	Florence Fire Department (FLOFD)	Invoice : 004837	$73.00
	Florence Fire Department (FLOFD)	Invoice : 004837	$7.68
	Florence Fire Department (FLOFD)	Invoice : 004837	$19.29
	Florence Fire Department (FLOFD)	Invoice : 004837	$159.20
	Florence Fire Department (FLOFD)	Invoice : 004837	$117.25
	Florence Fire Department (FLOFD)	Invoice : 004839	$219.00
	Florence Fire Department (FLOFD)	Invoice : 004839	$92.19
	Florence Fire Department (FLOFD)	Invoice : 004840	$132.00
		CHECK # 111742 TOTAL:	$12,688.57
8959816	ARISLD/4751,52,53/8959816	Check	$99,016.11
	Arizona State Land Department (ARISLD)	Invoice : 004751	$66,578.30
	Arizona State Land Department (ARISLD)	Invoice : 004752	$3,749.70
	Arizona State Land Department (ARISLD)	Invoice : 004753	$28,688.11
		CHECK # 8959816 TOTAL:	$99,016.11
		DEPOSIT 2,433 TOTAL:	**$115,300.42**
DEPOSIT: 2,434	**DATE: 10/17/18**		
49815021		Credit Card	$20.00
	(ONETIMECUST)	Invoice : 004876	$20.00
		CREDIT CARD # 49815021 TOTAL:	$20.00
		DEPOSIT 2,434 TOTAL:	**$20.00**
DEPOSIT: 2,435	**DATE: 10/18/18**		
4055464467		Credit Card	$20.00
	(ONETIMECUST)	Invoice : 004877	$20.00
		CREDIT CARD # 4055464467 TOTAL:	$20.00
1488		Check	$20.00
	(ONETIMECUST)	Invoice : 004878	$20.00
		CHECK # 1488 TOTAL:	$20.00
1499		Check	$40.00
	(ONETIMECUST)	Invoice : 004879	$20.00
	(ONETIMECUST)	Invoice : 004879	$20.00
		CHECK # 1499 TOTAL:	$40.00
6863		Check	$20.00
	(ONETIMECUST)	Invoice : 004880	$20.00
		CHECK # 6863 TOTAL:	$20.00
1318		Check	$100.00
	(ONETIMECUST)	Invoice : 004881	$100.00

Superstition Fire & Medical District

AR Payment Register (Detail)

Bank ID: Equal To D

Check No. / Payment ID	Payee Name / Customer Name	Invoice No. / Account Number	Amount Paid
BANK: D - M & 0 GENERAL FUND CHECKING			
DEPOSIT: 2,435	**DATE: 10/18/18**		**(CONTINUED)**
		CHECK # 1318 TOTAL:	$100.00
		DEPOSIT 2,435 TOTAL:	**$200.00**
DEPOSIT: 2,436	**DATE: 10/22/18**		
4832, 4832A	FLOFD/4832, 4832A	Transfer	$0.00
	Florence Fire Department (FLOFD)	Invoice : 004832	$0.94
	Florence Fire Department (FLOFD)	Invoice : 004832A	-$0.94
		TRANSFER TOTAL:	$0.00
		DEPOSIT 2,436 TOTAL:	**$0.00**
DEPOSIT: 2,437	**DATE: 10/24/18**		
1377	GCE HOA/inv 4866/ck 1377	Check	$10.00
	(ONETIMECUST)	Invoice : 004866	$10.00
		CHECK # 1377 TOTAL:	$10.00
2736	FGC HOA/inv 4865/ck 2736	Check	$20.00
	(ONETIMECUST)	Invoice : 004865	$20.00
		CHECK # 2736 TOTAL:	$20.00
5354	J Hafer/inv 4851/ck 5354	Check	$237.27
	Jack C Hafer Jr (HAFERJ)	Invoice : 004851	$237.27
		CHECK # 5354 TOTAL:	$237.27
		DEPOSIT 2,437 TOTAL:	**$267.27**
DEPOSIT: 2,438	**DATE: 10/25/18**		
9266		Check	$20.00
	(ONETIMECUST)	Invoice : 004890	$20.00
		CHECK # 9266 TOTAL:	$20.00
		DEPOSIT 2,438 TOTAL:	**$20.00**
DEPOSIT: 2,439	**DATE: 10/29/18**		
CASH		Cash	$17.00
	(ONETIMECUST)	Invoice : 004891	$17.00
		CASH TOTAL:	$17.00
9150		Check	$20.00
	(ONETIMECUST)	Invoice : 004894	$20.00
		CHECK # 9150 TOTAL:	$20.00
0603405523		Check	$20.00
	(ONETIMECUST)	Invoice : 004895	$20.00
		CHECK # 0603405523 TOTAL:	$20.00
		DEPOSIT 2,439 TOTAL:	**$57.00**
DEPOSIT: 2,440	**DATE: 10/30/18**		
47364		Check	$20.00
	(ONETIMECUST)	Invoice : 004896	$20.00
		CHECK # 47364 TOTAL:	$20.00
106330 & 106160		Check	$40.00
	(ONETIMECUST)	Invoice : 004897	$40.00
		CHECK # 106330 & 106160 TOTAL:	$40.00
2036		Check	$20.00
	(ONETIMECUST)	Invoice : 004899	$20.00

Superstition Fire & Medical District

AR Payment Register (Detail)

Bank ID: Equal To D

Check No. / Payment ID	Payee Name / Customer Name	Invoice No. / Account Number		Amount Paid
BANK: D - M & 0 GENERAL FUND CHECKING				
DEPOSIT: 2,440	**DATE: 10/30/18**			**(CONTINUED)**
			CHECK # 2036 TOTAL:	$20.00
			DEPOSIT 2,440 TOTAL:	**$80.00**
DEPOSIT: 2,443	**DATE: 10/31/18**			
26746	DoubleAABuilders/4888/26746	Check		$450.00
	(ONETIMECUST)	Invoice : 004888		$350.00
	(ONETIMECUST)	Invoice : 004888		$100.00
			CHECK # 26746 TOTAL:	$450.00 ✓
6725	R Ochs/inv 4893/ck 6725	Check		$119.31
	(ONETIMECUST)	Invoice : 004893		$119.31
			CHECK # 6725 TOTAL:	$119.31 ✓
6726	R Ochs/inv 4898/ck 6726	Check		$24.59
	(ONETIMECUST)	Invoice : 004898		$24.59
			CHECK # 6726 TOTAL:	$24.59 ✓
3447	Saguaro Fitness/4855/3447	Check		$280.00
	(ONETIMECUST)	Invoice : 004855		$280.00
			CHECK # 3447 TOTAL:	$280.00 ✓
75250	ASRS/inv 4853/ck 75250	Check		$135.00
	Arizona State Retirement Sysem (ASRS/COBRA)	Invoice : 004853		$135.00
			CHECK # 75250 TOTAL:	$135.00 ✓
			DEPOSIT 2,443 TOTAL:	**$1,008.90**
DEPOSIT: 2,444	**DATE: 10/31/18**			
CASH		Cash		$17.00
	(ONETIMECUST)	Invoice : 004902		$17.00
			CASH TOTAL:	$17.00
			DEPOSIT 2,444 TOTAL:	**$17.00**
			TOTAL FOR BANK ID: D	**$118,600.59**

GRAND TOTAL OF ALL CHECKS:	$118,416.59
GRAND TOTAL OF ALL CREDIT CARDS:	$80.00
GRAND TOTAL OF ALL CASH:	$104.00
GRAND TOTAL OF ALL EFT:	$0.00
GRAND TOTAL OF ALL PAYMENTS:	**$118,600.59**
GRAND TOTAL OF ALL ADJUSTMENTS:	$0.00
COMBINED TOTAL:	**$118,600.59**

CYMA 118,600.59 +
Oct in transit
17.00 -
20.00 -
40.00 -
20.00 -
17.00 -
Q
Sept in transit 500.00 +
118,983.59 +
F

Control No. 323949

Pinal County Treasurer

Pending Treasurer Receipt

Treasurer's Office Use

Receipt No.: _____

Posted By: _____

Receipt Date:	10/4/2018	Cash:	$0.00	Submitted By:	JenniferBurke1
Total Amount:	$540.00	Check:	$0.00	Department:	Superstition Fire & Medical District
		Wire/Direct Deposit:	$540.00		
		Credit Card:	$0.00		

GL	Source	Cost	Object	Subsid	Subled	Type	Notes	Amount
6116421001	73160.0						WIRED MONEY TO GENERAL FUND	$540.00

F1

Control No. 324545

Pinal County Treasurer

Pending Treasurer Receipt

Treasurer's Office Use

Receipt No.: _____

Posted By: _____

Receipt Date:	10/18/2018	Cash:	$0.00	Submitted By:	JenniferBurke1
Total Amount:	$20.00	Check:	$0.00	Department:	Superstition Fire & Medical District
		Wire/Direct Deposit:	$20.00		
		Credit Card:	$0.00		

GL	Source	Cost	Object	Subsid	Subled	Type	Notes	Amount
6116421001	73160.0						WIRED MONEY TO GENERAL FUND	$20.00

F-2

Control No. 324979

Pinal County Treasurer

Pending Treasurer Receipt

Treasurer's Office Use

Receipt No.: _____

Posted By: _____

Receipt Date:	10/31/2018	Cash:	$0.00	Submitted By:	JenniferBurke1
Total Amount:	$20.00	Check:	$0.00	Department:	Superstition Fire & Medical District
		Wire/Direct Deposit:	$20.00		
		Credit Card:	$0.00		

GL	Source	Cost	Object	Subsid	Subled	Type	Notes	Amount
6116421001	73160.0						WIRED MONEY TO GENERAL FUND	$20.00

F-3

TREASURER AGENCY SERVICES

PINAL COUNTY

Jennifer Burke | Superstition Fire & Medical District | Home | Contact Us | Help | Logout

- Inquiry
  - GL Accounts
  - GL Transactions
  - Warrant Search
  - Treasurer Receipts
- Warrant Maintenance
  - Warrant Accounts
  - Add New Warrant
  - Bulk Upload Warrants
- Fund Transfers
  - Fund Transfer
  - Bulk Upload Transfers
- Treasurer Receipts
  - Add New Receipt
  - Upload Receipt File
- Reports
  - Monthly Statement
  - Tax Distribution
  - Top 50 Tax Payers
  - Authority Assessments
  - Authority Tax Payments
  - Warrants Over 1 Year
  - School Summary
  - LOC Advances Summary
  - Tax Adjustments by Auth
- Profile
  - My Profile

General Ledger Transactions

Advanced Search

GL Account: 6116421001 Notes:

Source Code: 73750.0 Revenue Transfer - N/A

Post Date Range: 10/03/2018 to 10/03/2018 Amount Range: to

Source Category: Income ☐ Transfers Credit ☐ Transfers Debit ☐ Disbursements ☐

Search Transactions

Export to CSV

GL	Post Date	SC	Notes	Doc	Doc Ref	Amount
6116421001	10/3/2018	73750.0	Correct EMS Cardiac Maintenance Expense	TR		($4,068.00)
						($4,068.00)

1 Page 1 of 1 20 1 - 1 of 1 items

G-1

GL Account Details

TREASURER AGENCY SERVICES

PINAL • COUNTY

Roger Wood | Superstition Fire & Medical District | Home | Contact Us | Help | Logout

- Inquiry
  - GL Accounts
  - GL Transactions
  - Warrant Search
  - Treasurer Receipts
- Warrant Maintenance
  - Warrant Accounts
  - Add New Warrant
  - Bulk Upload Warrants
- Fund Transfers
  - Fund Transfer
  - Bulk Upload Transfers
- Treasurer Receipts
  - Add New Receipt
  - Upload Receipt File
- Reports
  - Monthly Statement
  - Tax Distribution
  - Top 50 Tax Payers
  - Authority Assessments
  - Authority Tax Payments
  - Warrants Over 1 Year
  - School Summary
  - LOC Advances Summary
  - Tax Adjustments by Auth
- Profile
  - My Profile

New Fund Transfer

Add New Fund Amount

Revenue/Expense: To/From: GL Account:

Amount: Notes:

Add Fund Amount **Fund Amount Added!**

	GL Account	Source	Source Desc	Notes	Amount
	6116421002	73750.0	Revenue Transfer	Federal Tax Penalty	($178.77)
	6116421001	73750.0	Revenue Transfer	Federal Tax Penalty	$178.77

G-2

Save New Fund Transfer

TREASURER AGENCY SERVICES

PINAL • COUNTY

Roger Wood | Superstition Fire & Medical District | Home | Contact Us | Help | Logout

- Inquiry
  - GL Accounts
  - GL Transactions
  - Warrant Search
  - Treasurer Receipts
- Warrant Maintenance
  - Warrant Accounts
  - Add New Warrant
  - Bulk Upload Warrants
- Fund Transfers
  - Fund Transfer
  - Bulk Upload Transfers
- Treasurer Receipts
  - Add New Receipt
  - Upload Receipt File
- Reports
  - Monthly Statement
  - Tax Distribution
  - Top 50 Tax Payers
  - Authority Assessments
  - Authority Tax Payments
  - Warrants Over 1 Year
  - School Summary
  - LOC Advances Summary
  - Tax Adjustments by Auth
- Profile
  - My Profile

New Fund Transfer

Add New Fund Amount

Revenue/Expense: To/From: GL Account:

Amount: Notes:

Add Fund Amount **Fund Amount Added!**

	GL Account	Source	Source Desc	Notes	Amount
	6116421002	73750.0	Revenue Transfer	Correct 10.19.18 Payroll Errors	$133.10
	6116421001	73750.0	Revenue Transfer	Correct 10.19.18 Payroll Errors	($133.10)

G-3

Save New Fund Transfer

© Pinal County

Treasurer Home

Pinal County Government Web Disclaimer

Superstition Fire & Medical District
Payroll Error Correction Impact on PCT Fund Accounts

	Debit	Credit
150-10-10150-10	158.10	
		25.00
	158.10	25.00
	133.10	
100-10-10150-10	25.00	
		158.10
	25.00	158.10
		133.10

Superstition Fire & Medical District

General Ledger Proof Listing (Post Journal Entries)

Entry #	Date	Document	Job	Account	Description	Debits	Credits	Balance
BATCHES READY TO POST								
BATCH: 16,372		**JOURNAL: Z**		**STATUS: Open**	**PERIOD: 2018 - 4**	**CREATED: 10/30/18 by LAH**		
747602	10/19/18	JE1013		150-10-21935-10	Rcls 101918 entries - VEBA Rutledge	$25.00		$25.00
747603	10/19/18	JE1013		150-10-10150-10	Rcls 101918 entries - VEBA Rutledge		$25.00	$0.00
747604	10/19/18	JE1013		100-10-10150-10	Rcls 101918 entries - VEBA Rutledge	$25.00		$25.00
747605	10/19/18	JE1013		100-10-21935-10	Rcls 101918 entries - VEBA Rutledge		$25.00	$0.00
747606	10/19/18	JE1013		150-10-21925-10	Rcls 101918 entries - Gen Ben Fund	$55.00		$55.00
747607	10/19/18	JE1013		150-10-21725-10	Rcls 101918 entries - Gen Ben Fund		$55.00	$0.00
747608	10/19/18	JE1013		100-10-21725-10	Rcls 101918 entries - correct ASRS 100/1	$158.10		$158.10
747609	10/19/18	JE1013		100-10-10150-10	Rcls 101918 entries - correct ASRS 100/1		$158.10	$0.00
747610	10/19/18	JE1013		150-10-10150-10	Rcls 101918 entries - correct ASRS 100/1	$158.10		$158.10
747611	10/19/18	JE1013		150-10-21725-10	Rcls 101918 entries - correct ASRS 100/1		$158.10	$0.00
					BATCH 16,372 TOTALS:	**$421.20**	**$421.20**	**$0.00**
					TOTAL OF POSTING:	**$421.20**	**$421.20**	**$0.00**

Superstition Fire & Medical District

GL Account Ledger - Detail By Period

10/1/2018 through 10/31/2018

Batch	Journal	Entry #	Date	Job	Document	Description	Debits	Credits	Balance
100-10-10150-10			**PAYROLL ACCOUNT**						**($2,738,554.52)**
16338	PR	746595	10/05/18		17946 - 37674	Payroll All Freq 9/30/2018	-	364,524.48	(3,103,079.00)
16342	J	746676	10/05/18		JE1005	Paydate 10.5.18 Rcls	-	48,701.73	(3,151,780.73)
16344	Z	746689	10/05/18		JE1007	Post Fed Penalty to cash accts	178.77	-	(3,151,601.96)
16368	PR	747482	10/19/18		17955 - 37841	Payroll All Freq 10/14/2018	-	386,710.22	(3,538,312.18)
16372	Z	747604	10/19/18		JE1013	Rcls 101918 entries - VEBA Rutledge	25.00	-	(3,538,287.18)
16372	Z	747609	10/19/18		JE1013	Rcls 101918 entries - correct ASRS 100/150 fund totals entered	-	158.10	(3,538,445.28)
16369	Z	747557	10/31/18		JE1010	Paydate 101918 Rcls	-	51,845.31	(3,590,290.59)
						PAYROLL ACCOUNT TOTALS:	**$203.77**	**$851,939.84**	**($3,590,290.59)**
						TOTAL OF LEDGER:	**$203.77**	**$851,939.84**	**($3,590,290.59)**

I

Commercial Checking Acct Public Funds

Account number: **4121535058** ■ October 1, 2018 - October 31, 2018 ■ Page 1 of 2

WELLS FARGO

SUPERSTITION FIRE & MEDICAL DISTRICT
PAYROLL CLEARING ACCT
565 N IDAHO RD
APACHE JUNCTION AZ 85119-4014

Questions?

Call your Customer Service Officer or Client Services
1-800-AT WELLS (1-800-289-3557)
5:00 AM TO 6:00 PM Pacific Time Monday - Friday

Online: *wellsfargo.com*

Write: Wells Fargo Bank, N.A. (182)
PO Box 63020
San Francisco, CA 94163

Account summary

100F (R) 150F

Commercial Checking Acct Public Funds $312,816.82 $46,002.19

Account number	*Beginning balance*	*Total credits*	*Total debits*	*Ending balance*
4121535058	$100.00	$1,077,574.67	-$718,755.66	$358,919.01

Credits

Electronic deposits/bank credits

Effective date	*Posted date*	*Amount*	*Transaction detail*
	10/03	349,528.47	WT Seq123069 Pinal County Treasurer /Org=Pinal County Treasurer Srf# Gw00000019470028 Trn#181003123069 Rfb# 6467
	10/17	369,227.19	WT Seq118933 Pinal County /Org=Pinal County Treasurer Srf# Gw00000019788643 Trn#181017118933 Rfb# 6476
	10/31	358,819.01	WT Seq153779 Pinal County /Org=Pinal County Treasurer Srf# Gw00000020128486 Trn#181031153779 Rfb# 6487
		$1,077,574.67	**Total electronic deposits/bank credits**
		$1,077,574.67	**Total credits**

Debits

Electronic debits/bank debits

Effective date	*Posted date*	*Amount*	*Transaction detail*
	10/05	216,956.85	ACH Origination - Superstition Fir - File 1860311208 Coid 1860311208
	10/05	38,159.80	ACH Origination - Superstition Fir - File 1860311208 Coid 1860311208
	10/05	28,190.04	ACH Origination - Superstition Fir - File 1860311208 Coid 1860311208
	10/05	6,314.39	ACH Origination - Superstition Fir - File 1860311208 Coid 1860311208
	10/05	49,847.95 <	Business to Business ACH Debit - IRS Usataxpymt 100518 220867881726900 Superstition Fire & ME
	10/05	10,059.44 <	Business to Business ACH Debit - AZ Dept of Rev Ccddir.Dbt xxxxx3092 Superstition Fire & ME
	10/19	232,794.93	ACH Origination - Superstition Fir - File 1860311208 Coid 1860311208
	10/19	38,530.67	ACH Origination - Superstition Fir - File 1860311208 Coid 1860311208

WELLS FARGO

Electronic debits/bank debits *(continued)*

Effective date	*Posted date*	*Amount*		*Transaction detail*
	10/19	28,214.07		ACH Origination - Superstition Fir - File 1860311208 Coid 1860311208
	10/19	6,346.04		ACH Origination - Superstition Fir - File 1860311208 Coid 1860311208
	10/19	52,730.23	<	Business to Business ACH Debit - IRS Usataxpymt 101918 220869210437980 Superstition Fire & ME
	10/19	10,611.25	<	Business to Business ACH Debit - AZ Dept of Rev Ccddir.Dbt xxxxx3092 Superstition Fire & ME
		$718,755.66		**Total electronic debits/bank debits**
		$718,755.66		**Total debits**

< ***Business to Business ACH:****If this is a business account, this transaction has a return time frame of one business day from post date. This time frame does not apply to consumer accounts.*

Daily ledger balance summary

Date	*Balance*	*Date*	*Balance*	*Date*	*Balance*
09/30	100.00	10/05	100.00	10/19	100.00
10/03	349,628.47	10/17	369,327.19	10/31	358,919.01

Average daily ledger balance **$58,046.13**

©2010 Wells Fargo Bank, N.A.
All rights reserved. Member FDIC.

11/1/18
3:22:20 PM

Superstition Fire & Medical District

Balance Sheet

As of 10/31/2018

FUND: (100) General Fund

Assets

Current Assets		
Fund Cash - General (M&O)	$6,978,454.99	$3,388,264.40
Payroll Account	(3,590,290.59)	
Petty Cash - Accounting	100.00	
Due From other funds	1,166,275.30	
Total Current Assets		$4,554,539.70
Total Assets		$4,554,539.70

Liabilities and Equity

Current Liabilities		
Sales Tax Payable	$172.57	
Disability Insurance-Voluntary Long Term	(971.88)	
Life Insurance - Voluntary Supplemental	(545.57)	
Total Current Liabilities		$(1,344.88)
Total Liabilities		$(1,344.88)
Equity		
Fund Balance - General Fund	$2,692,041.20	
Current Year Profit/Loss	1,863,843.38	
Total Equity		4,555,884.58
Total Liabilities and Equity		$4,554,539.70

Corporate Card Statement of Account

Sign-up For Online Statements
www.americanexpress.com/checkyourbill

Prepared For
BARBARA DUFFEL
SUPERSTITION FIRE

Account Number
XXXX-XXXXX4-21002

Closing Date
09/28/18

Previous Balance $	New Charges $	Other Debits $	Payments $	Other Credits $	Balance Due $	Please Pay By
459.44	548.12	0.00	459.44	100.40	447.72	10/13/18

For important information regarding your account refer to page 2.

Payment is due in full. Please pay by 10/13/18 to allow time for your payment to be received by us and credited to your account.

To manage your Account online or to pay your bill, please visit us at corp.americanexpress.com. For additional contact information, please see the reverse side of this page.

Corporate Card Snapshot

Card Number	Card	New Charges + Other Debits	Payments + Other Credits
XXXX-XXXXX4-21002	BARBARA DUFFEL	0.00	-459.44
XXXX-XXXXX4-21010	ROGER WOOD	548.12	-100.40
	Total	548.12	-559.84

Activity

Date reflects either transaction or posting date

Card Number XXXX-XXXXX4-21002

			Reference Code	Amount $
09/09/18	PAYMENT RECEIVED - THANK YOU	09/09	04012000000	-255.05
09/09/18	PAYMENT RECEIVED - THANK YOU	09/09	04012000000	-204.39

Total for BARBARA DUFFEL

New Charges/Other Debits	0.00
Payments/Other Credits	-459.44

100F (T)
$311.54

VENDOR # Amex
ACCOUNT #
APPROVAL
DATE PAID 10/17/18
WARRANT # 28073

Please fold on the perforation below, detach and return with your payment

Do not staple or use paper clips

Payment Coupon

Account Number
3787-504894-21002

Payable upon receipt in U.S. Dollars.

Please Pay By 10/13/18

Enter 15 digit account number on all payments.

Amount Due $447.72

Checks or drafts must be drawn against banks located in the U.S.

Check here if address, telephone number, or e-mail address has changed. Note changes on reverse side.

BARBARA DUFFEL
SUPERSTITION FIRE
565 N IDAHO RD
APACHE JUNCTION AZ 85119

Mail Payment to:

AMERICAN EXPRESS
BOX 0001
LOS ANGELES CA 90096-8000

000037875048942100 2 000044772000054812 28HH

Activity Continued

Card Number XXXX-XXXXX4-21010

		Reference Code	Amount $
08/28/18	AMZN MKTP US AMZN.COM/BILL WA REF# 7BUYT7LE47Z BOOK STORES 08/27/18	16307	26.49
09/06/18	AMAZON PRIME AMZN.COM/BILL WA REF# 5L2AFAJCHV7 SHIPPINGCLUB 09/06/18	100F 16405 8.95 150F 16406 43.47	130.42
09/14/18	AMZN MKTP US*MT3Q29F AMZN.COM/BILL WA REF# 55E1RDMZII8 BOOK STORES 09/13/18	100F 16328 7.72 150F 16329 3.86	11.58
09/14/18	AMZN MKTP US*MT2EI9C AMZN.COM/BILL WA REF# 7JS1EJKJU3M BOOK STORES 09/13/18	100F 16328 7.80 150F 16329 3.90	11.70
09/14/18	AMZN MKTP US*MT1WB8F AMZN.COM/BILL WA REF# 16TU0A3B8FO BOOK STORES 09/13/18	100F 16328 35.33 150F 16329 17.66	52.99
09/16/18	AMZN MKTP US*MT2BO1F AMZN.COM/BILL WA REF# 5GNET4YDIXY BOOK STORES 09/15/18	100F 16328 $108.18 150F 16329 $54.09	162.27
09/18/18	AMZN MKTP US*MT91A0Z AMZN.COM/BILL WA REF# 3XP4AUWLW7K BOOK STORES 09/17/18	100F 16375 14.48 150F 16376 7.23	21.71
09/18/18	AMAZON PRIME AMZN.COM/BILL WA REF# 27MU9LSDADI SHIPPINGCLUB 09/18/18	16328	14.24
09/19/18	AMZN MKTP US*MT0589N AMZN.COM/BILL WA REF# GETLL8FE7NC BOOK STORES 09/17/18	100F 16328 11.03 150F 16329 5.51	16.54
09/20/18	AMZN MKTP US AMZN.COM/BILL WA REF# 3KFEC1JOKGY DIRECT MKTG MISC 09/20/18	100F 16328 -7.80 150F 16329 -3.90	-11.70 Credit
09/20/18	AMZN MKTP US AMZN.COM/BILL WA REF# 5PMEV7CW6WQ DIRECT MKTG MISC 09/20/18	100F 16328 -7.69 150F 16329 -3.85	-11.54 Credit
09/21/18	AMZN MKTP US*MT6WZ6J AMZN.COM/BILL WA REF# 40HNZ8JR7BI BOOK STORES 09/20/18	16375	15.22
09/21/18	AMZN MKTP US*MT8JP73 AMZN.COM/BILL WA REF# 5IN5430AIGD BOOK STORES 09/21/18	100F 16375 10.65 150F 16376 5.33	15.98
09/21/18	AMZN MKTP US*MT64M63 AMZN.COM/BILL WA REF# 32J7QHMF5W2 BOOK STORES 09/21/18	100F 16328 40.38 150F 16329 20.19	60.57
09/21/18	AMZN MKTP US AMZN.COM/BILL WA REF# 5ROVSPA0NVY DIRECT MKTG MISC 09/21/18	100F 16328 -7.79 150F 16329 -3.79	-11.58 Credit
09/21/18	AMZN MKTP US AMZN.COM/BILL WA REF# 5REP1PH3W7O DIRECT MKTG MISC 09/21/18	100F 16328 -32.03 150F 16329 -16.02	-48.05 Credit
09/24/18	AMZN MKTP US AMZN.COM/BILL WA REF# 201OK361CRI DIRECT MKTG MISC 09/24/18	100F 16328 -11.69 150F 16329 -5.84	-17.53 Credit
09/25/18	AMZN MKTP US*MT2YS7A AMZN.COM/BILL WA REF# 418CY1O99C9 BOOK STORES 09/20/18	164016	8.41

Total for ROGER WOOD

New Charges/Other Debits	548.12
Payments/Other Credits	-100.40

ink from CHASE

Manage your account online: www.chase.com/ink

Customer Service: 1-800-945-2028

Mobile: Download the Chase Mobile® app today



New Balance
$12,828.83

Minimum Payment Due
$2,565.00

Payment Due Date
11/04/18

Late Payment Warning: If we do not receive your minimum payment by the due date, you may have to pay up to a $39 late fee.

Minimum Payment Warning: Enroll in Auto-Pay and avoid missing a payment. To enroll, call the number on the back of your card or go to the web site listed above.

ACCOUNT SUMMARY

Account Number: 4246 3152 5232 6481	
Previous Balance	$22,331.86
Payment, Credits	$22,414.69
Purchases	+$12,911.66
Cash Advances	$0.00
Balance Transfers	$0.00
Fees Charged	$0.00
Interest Charged	$0.00
New Balance	**$12,828.83**
Opening/Closing Date	09/11/18 - 10/10/18
Credit Limit	$50,000
Available Credit	$37,171
Cash Access Line	$10,000
Available for Cash	$10,000
Past Due Amount	**$0.00**
Balance over the Credit Limit	**$0.00**

100F (4)
$9,204.72

14/7/18
28081

CHASE ink

P.O. BOX 15123
WILMINGTON, DE 19850-5123
For Undeliverable Mail Only

Get updates on the go
Log on to chase.com/alerts

4246315252326481002565000128288300000000 2

Payment Due Date:	11/04/18
New Balance:	$12,828.83
Minimum Payment:	$2,565.00

Account number: 4246 3152 5232 6481

$_____ Amount Enclosed
Make/Mail to Chase Card Services at the address below:

13198 BEX 9 28318 C
ROGER WOOD
SUPERSTITION FIRE
565 N IDAHO RD
APACHE JUNCTION AZ 85119-4014

CARDMEMBER SERVICE
PO BOX 6294
CAROL STREAM IL 60197-6294

5000160 28 1595252326481 5

ACCOUNT ACTIVITY

Date of Transaction	Merchant Name or Transaction Description	$ Amount
09/15	Payment ThankYou Image Check	-566.95
09/15	Payment ThankYou Image Check	-18,991.91
	ROGER WOOD	
	TRANSACTIONS THIS CYCLE (CARD 6481) $19558.86-	
	INCLUDING PAYMENTS RECEIVED	
09/28	JACKS AUTO PARTS WALDEN CO	52.85
09/24	WAL-MART #869 ALAMOSA CO	11.37
09/24	OREILLY AUTO #4790 LEADVILLE CO	47.01
09/23	RT 66 TRAVEL CENTER ALBUQUERQUE NM	103.00
09/24	SUBWAY 03212982 KREMMLING CO	19.97
09/24	HOLIDAY INN HOTEL AND SU ALBUQUERQUE NM	108.68
09/24	HOLIDAY INN HOTEL AND SU ALBUQUERQUE NM	108.68
09/24	IHOP #2136 ALAMOSA CO	29.74
09/27	JACKS AUTO PARTS WALDEN CO	6.10
09/27	JACKS AUTO PARTS WALDEN CO	8.32
09/27	JACKS AUTO PARTS WALDEN CO — 16426	71.69
09/27	TIMBERLINE BUILDER WALDEN CO	31.93
09/27	JACKS AUTO PARTS WALDEN CO	3.66
09/28	JACKS AUTO PARTS WALDEN CO	21.09
10/03	JACKS AUTO PARTS WALDEN CO	17.77
10/04	TIMBERLINE BUILDER WALDEN CO	7.54
10/06	OREILLY AUTO #4790 LEADVILLE CO	17.09
10/06	JADE GARDEN BUENA VISTA CO	23.90
10/07	CRACKER BARREL #362 GALLU GALLUP NM	20.12
10/06	APPLEBEES GALL46246179 GALLUP NM	53.01
10/07	HAMPTON INN AND SUITES GALLUP NM	106.51
10/07	HAMPTON INN AND SUITES GALLUP NM	106.51
	HOWARD LOGSDON	
	TRANSACTIONS THIS CYCLE (CARD 6515) $870.74	
10/01	Arizona Fire Chiefs Assoc 623-581-8596 AZ 16401	425.00 100F
10/04	Arizona Fire Chiefs Assoc 623-581-8596 AZ 16401	425.00 100F
10/04	Arizona Fire Chiefs Assoc 623-581-8596 AZ 16401	425.00 100F
10/04	Arizona Fire Chiefs Assoc 623-581-8596 AZ 16401	425.00 100F
10/04	Arizona Fire Chiefs Assoc 623-581-8596 AZ 16401	425.00 100F
10/04	Arizona Fire Chiefs Assoc 623-581-8596 AZ 16401	425.00 100F
	MARK GOMEZ	
	TRANSACTIONS THIS CYCLE (CARD 6531) $2550.00	
09/11	AMZN Mktp US Amzn.com/bill WA 100F 16371 8.99 150F 16372 9.00	17.99
09/13	AMZN Mktp US Amzn.com/bill WA 100F 16371 45.94 150F 16372 22.97	68.91
	JEFF CRANMER	
	TRANSACTIONS THIS CYCLE (CARD 6549) $86.90	
09/15	PORTERS MEDFORD OR 16330	41.00 100F
09/16	ELMER'S RESTAURANT MEDFORD OR 16330	18.48 100F
09/16	AMERICAN AIR0010268187287 FORT WORTH TX 16330	60.00 100F
	091618 1 Y EBC FEE	
09/17	COURTYARD BY MARRIOTT MEDFORD OR 16330	103.04 100F
	BILL TAVARES	
	TRANSACTIONS THIS CYCLE (CARD 6556) $222.52	
09/13	ID CARDS INSTANTCARD HTTPSWWW.INST MD 100F 120.00 150F 40.00	160.00
09/28	CHANNING BETE CO AHA 800-828-2827 MA 16361	947.94 100F
10/02	SQ *A2Z FLOWERS LLC gosq.com AZ 16380	100.00 100F
10/03	AZ BOARD OF PHARMACY 602-771-2740 AZ 16393	200.25 100F
10/04	USPS PO 0302590130 APACHE JUNCTI AZ 16425	24.26 100F
	KELLY BARTZ	
	TRANSACTIONS THIS CYCLE (CARD 6598) $1432.45	
09/11	LYNDA.COM, INC. 888-3359632 CA 16442	375.00 100F
10/04	FLICKR PRO 2 YEARS 650-265-0400 CA 16442	99.98 100F
	DANIEL MCKINNEY	
	TRANSACTIONS THIS CYCLE (CARD 6614) $474.98	
09/18	DNH*GODADDY.COM 480-5058855 AZ 16338	95.88 100F
10/01	DNH*GODADDY.COM 480-5058855 AZ 16394	657.47 100F
10/03	DNH*GODADDY.COM 480-5058855 AZ 100F 16445 $ 113.33	169.99 150F 16446 $56.66
10/04	DNH*GODADDY.COM 480-5058855 AZ 100F 16445 $ 49.99	74.99 150F 16446 $25.00
	ANNA BUTEL	
	TRANSACTIONS THIS CYCLE (CARD 6655) $998.33	
09/15	MYSECURITYP 402-935-7733 MN 16371	-29.98 100F
09/12	AMZN Mktp US Amzn.com/bill WA 16371	21.99 100F

Ryan Fire 100F

Klondike Fire

ACCOUNT ACTIVITY (CONTINUED)

Date of Transaction	Merchant Name or Transaction Description	$ Amount
09/13	MYSECURITYP 402-935-7733 MN 16371	29.98 100F
09/13	AMZN Mktp US Amzn.com/bill WA 16371	61.16 100F
09/14	OFFICE DEPOT #5101 800-463-3768 AZ 16371	8.68 100F
09/14	OFFICE DEPOT #5101 800-463-3768 AZ 16371	21.46 100F
09/19	OFFICE DEPOT #5101 800-463-3768 AZ 16371	43.65 100F
09/20	Amazon.com Amzn.com/bill WA 100F 16371 4465 150F 16372 2233	66.98
09/21	AMZN Mktp US*MT70H5JU0 Amzn.com/bill WA 16371	29.99 100F
09/24	COSTCO *BUS CENTER 827 602-274-4651 AZ 100F 16371 18966	284.50 150F 16372 9484
09/24	ANIMAL CARE EQUIPMENT AND 303-2988892 CO 16371	331.56 100F
09/24	COSTCO *BUS CENTER 827 602-274-4651 AZ 100F 16371 3793 33	569.00 150F 16372 18967
09/27	SUMMIT SIGN AND SAFETY 800-786-4035 FL 16371	580.62 100F
09/29	AMZN Mktp US*MT4Q785O2 Amzn.com/bill WA 16371	109.95 100F
09/27	THE HOME DEPOT 404 MESA AZ 16371	41.19 100F
09/30	AMZN Mktp US*MT24K9MN0 Amzn.com/bill WA 100F 16371 5326	79.90 150F 16372 2664
10/03	AMZN Mktp US*MT1SI2Q82 Amzn.com/bill WA 100F 16371 4465	66.98 150F 16372 2233
10/08	Amazon.com*MT8YG8S11 Amzn.com/bill WA 100F 16371 932	13.99 150F 16372 467
10/07	ADOBE *ACROPRO SUBS 800-833-6687 CA 16371	16.43 100F
10/08	FEDEX 451263644 800-4633339 TN 16371	18.88 100F
	VAUGHN CROSHAW	
	TRANSACTIONS THIS CYCLE (CARD 0667) $2366.91	
07/10	WWW.ALIBABA.COM DELAWARE DE	-2,587.70
09/11	PURCH INTEREST CREDIT ADJUST	-26.48
09/10	PURCH INTEREST CREDIT ADJUST	-158.82
09/13	FOREMOST MEDICAL EQUIP 585-586-4880 NY 16334	3,110.00 400F
09/19	ALERT ALL CORP 800-2537825 PA 16344	716.00 100F
	TINA GEROLA	
	TRANSACTIONS THIS CYCLE (CARD 6473) $1053.00	

2018 Totals Year-to-Date	
Total fees charged in 2018	$0.00
Total interest charged in 2018	$185.30

Year-to-date totals do not reflect any fee or interest refunds you may have received.

QUALIFIED PROMOTIONAL FINANCING

Description	Total Qualified Amount	Remaining Balance	Expiration Date	Annual Percentage Rate (APR)	Deferred Interest	Accrued Deferred Interest	Promo Min Pay
Qualified promo trans	$11,899.73	$0.00	----	0.00%	----	----	----

INTEREST CHARGES

Your **Annual Percentage Rate (APR)** is the annual interest rate on your account.

Balance Type	Annual Percentage Rate (APR)	Balance Subject To Interest Rate	Interest Charges
PURCHASES			
Purchases	12.24%(v)(d)	- 0 -	- 0 -
CASH ADVANCES			
Cash Advances	21.24%(v)(d)	- 0 -	- 0 -
BALANCE TRANSFERS			
Balance Transfer	12.24%(v)(d)	- 0 -	- 0 -

30 Days in Billing Period

(v) = Variable Rate
(d) = Daily Balance Method (including new transactions)
(a) = Average Daily Balance Method (including new transactions)

Please see Information About Your Account section for the Calculation of Balance Subject to Interest Rate, Annual Renewal Notice, How to Avoid Interest on Purchases, and other important information, as applicable.

Superstition Fire & Medical District
Monthly Pinal County Treasurer's Bank Account Reconciliation

150 General Fund

Reconciliation References:

A	Beginning bank balance
B	Interest Income
C	Current month's deposits
D	Current month's revenue transfer to and from 100 Fund
E	Current month's Accounts Payable disbursements
F	Current month's Payroll disbursements
G	Current month's bank ending balance
H	Accounts Payable checks outstanding at month-end
I	Payroll checks outstanding at month-end
J	Payroll clearing account balance at month-end
K	Electronic / ACH clearing bank account balance at month-end
L	Lockbox bank account balance at month-end
M	Cash Balance per G/L Balance Sheet
N	American Express credit card payment – warrant #113002449 (paid 10/17/18)
O	Chase MasterCard credit card payment – warrant #113002459 (paid 10/17/18)

Superstition Fire & Medical District
Ground Tranport (Fund 150) Cash Reconciliation
Fiscal Year 2018 - 2019
10/31/2018

		Deposits (Cash Receipts)	Cash Disbursements	Book Balance	
Book Balance as of:	10/1/2018			$247,126.03	A
Activity During the Month					
Journal Entries:					
Interest Income (Expense):		318.42		318.42	B
Deposits		234,767.22		234,767.22	C
Revenue Transfer		4,022.33		4,022.33	D
Cash Disbursements					
A)	Accounts Payable		(122,671.50)	(122,671.50)	E
B)	Payroll Account		(118,268.75)	(118,268.75)	F
C)	Transfer In / Out			-	
		$239,107.97	(240,940.25)	$245,293.75	

Pinal County Bank Balance

Ending Bank Balance as of:	10/31/2018	Balance from YTD Column		$ 225,793.94	G
			Check #		
Less: Outstanding Warrants			A/P	(19,243.15)	(19,243.15) H
			Payroll	(717.71)	(717.71) I
Less:	Transfer in transit to 100 Fund				-
Plus:	Transfer in transit from 100 Fund				-
Plus:	Transfer in transit from 100 Fund				-
					$ 205,833.08
			Cash Balance in Payroll Clearing Account		$ 46,002.19 J
			Cash Balance in Electronic / ACH Clearing Account		$ 8.78 K
			Cash Balance in LockBox		$ 742.85 L
					$ 252,586.90
			Balance per B/S		$ 252,586.90 M
			Difference		$ -

Prepared by: [signature] 11/1/18

Reviewed by: Roger Wood 11/5/18

Pinal County Treasurer

Monthly Statement

Date Range: 10/1/2018 to 10/31/2018

Account	Period	YTD		
6116421002	**Superstition FMD Ground Transport Fund**			
Begin Balance:	A 247,126.03	255,699.11		
Income:	239,107.97	887,395.61		
LOC Advance:	.00	.00		
Expense:	(260,440.06)	(917,300.78)	LOC:	.00
LOC Payments:	.00	.00	Warrants Outstanding:	(19,960.86)
Cash Balance:	G 225,793.94	225,793.94	End:	205,833.08

Monthly Statement Summary

Source Code	Description		MTDAmount	YTDAmount
6116421002 Superstition FMD Ground Transport Fund		**Beginning Balance:**	247,126.03	255,699.11
21100.40	Wells Fargo Bank Investment Interest		.10	1.98
21100.41	Wells Fargo Repo Investment Interest		3.85	138.86
21100.43	Wells Fargo Trust Investment Interest		3.02	13.58
21100.46	Wells Fargo Investment Investment Interest	B	94.34	296.52
21100.55	Multi-Bank Securities Investment Interest	$31842	15.41	62.92
21100.70	Vining Sparks Investment Interest		157.14	508.13
21100.80	Stifel Nicolaus & Company Investment Interest		44.56	103.96
73160.0	Deposits	C	234,767.22	882,245.17
73750.0	Revenue Transfer	D	4,022.33	4,024.49
90930.0	Warrants Redeemed	E	(122,671.50)	(501,519.82)
91220.0	Disbursed by County Treasurer		(137,768.56)	(415,780.96)
		Ending Balance:	**225,793.94**	**225,793.94**

Monthly Statement Detail

Date	Notes	Doc #	Amount	C/D
6116421002 Superstition FMD Ground Transport Fund			**Beginning Balance: 247,126.03**	
21100.40 Wells Fargo Bank Investment Interest			Source Code Total: .10	
10/01	Investment Interest	0	.10	C
21100.41 Wells Fargo Repo Investment Interest			Source Code Total: 3.85	
10/01	Investment Interest	0	3.85	C
21100.43 Wells Fargo Trust Investment Interest			Source Code Total: 3.02	
10/08	Investment Interest	0	3.02	C
21100.46 Wells Fargo Investment Investment Interest			Source Code Total: 94.34	
10/17	Investment Interest	0	6.04	C
10/29	Investment Interest	0	25.30	C
10/29	Investment Interest	0	18.02	C
10/29	Investment Interest	0	19.84	C
10/30	Investment Interest	0	25.14	C
21100.55 Multi-Bank Securities Investment Interest			Source Code Total: 15.41	
10/01	Investment Interest	0	13.78	C
10/16	Investment Interest	0	1.63	C
21100.70 Vining Sparks Investment Interest			Source Code Total: 157.14	
10/01	Investment Interest	0	36.28	C
10/02	Investment Interest	0	21.43	C
10/17	Investment Interest	0	17.37	C
10/18	Investment Interest	0	20.70	C
10/29	Investment Interest	0	28.86	C
10/29	Investment Interest	0	7.07	C
10/30	Investment Interest	0	25.43	C
21100.80 Stifel Nicolaus & Company Investment Interest			Source Code Total: 44.56	
10/29	Investment Interest	0	15.83	C
10/30	Investment Interest	0	28.73	C

Pinal County Treasurer

Monthly Statement

Date Range: 10/1/2018 to 10/31/2018

73160.0 Deposits			Source Code Total: 234,767.22	
10/04	WIRED MONEY TO GROUND TRANSPORT FUND	0	36,910.00	C
10/11	WIRED MONEY TO GROUND TRANSPORT FUND	0	47,340.00	C
10/17	150.10.42180.10 Prof Credit/inv 4868/ck 107412	0	219.97	C
10/17	150.10.42125.10 Care 1st Health/inv 4867/ck 9124	0	754.02	C
10/18	WIRED MONEY TO GROUND TRANSPORT FUND	0	46,250.00	C
10/31	150.10.42125.10 BCBS MN/inv 4892/ck 50011682	0	263.23	C
10/31	WIRED MONEY TO GROUND TRANSPORT FUND	0	103,030.00	C
73750.0 Revenue Transfer			Source Code Total: 4,022.33	
10/03	Correct EMS Cardiac Maintenance Expense	0	4,068.00	C
10/15	Federal Tax Penalty	0	(178.77)	C
10/30	Correct 10.19.18 Payroll Errors	0	133.10	C
90930.0 Warrants Redeemed			Source Code Total: (122,671.50)	
10/01	Paid Warrants	0	(216.08)	D
10/02	Paid Warrants	0	(2,536.43)	D
10/03	Paid Warrants	0	(11,198.90)	D
10/04	Paid Warrants	0	(27.01)	D
10/05	Paid Warrants	0	(11,968.60)	D
10/08	Paid Warrants	0	(126.57)	D
10/10	Paid Warrants	0	(7,360.38)	D
10/11	Paid Warrants	0	(5,508.61)	D
10/12	Paid Warrants	0	(23,319.11)	D
10/15	Paid Warrants	0	(1,633.86)	D
10/16	Paid Warrants	0	(4,991.82)	D
10/18	Paid Warrants	0	(1,486.02)	D
10/22	Paid Warrants	0	(22.00)	D
10/23	Paid Warrants	0	(5,955.20)	D
10/24	Paid Warrants	0	(20,540.04)	D
10/25	Paid Warrants	0	(2,378.97)	D
10/26	Paid Warrants	0	(786.87)	D
10/29	Paid Warrants	0	(141.98)	D
10/30	Paid Warrants	0	(5,062.96)	D
10/31	Paid Warrants	0	(17,410.09)	D
91220.0 Disbursed by County Treasurer			Source Code Total: (137,768.56)	
10/03	AMBULATORY EMP PAYROLL DIRECT DEPOSIT	0	(28,190.04)	D
10/03	DISTRICT FEDEERAL & STATE P/R TAXES	0	(11,205.66)	D
10/03	DISTRICT 457, UNION DUES, PAC	0	(6,314.39)	D
10/17	Ambulatory Employees Direct Deposit	0	(28,214.07)	D
10/17	District Federal & State P/R Taxes	0	(11,496.17)	D
10/17	District 457, union dues, pac	0	(6,346.04)	D
10/31	Ambulatory Employees Payroll Direct Deposit	0	(27,809.03)	D
10/31	District Federal & State P/R Taxes	0	(11,384.49)	D
10/31	District 457, union dues, pac	0	(6,808.67)	D
	6116421002 Superstition FMD Ground Transport Fund		**Ending Balance: 225,793.94**	

Warrant Detail

Payee Name	Warrant	Amount	Issue Dt	Status Dt	Voucher
6116421002 Superstition FMD Ground Transport Fund				Account Total: 144,944.91	
Fund: 1130				Fund Total: 117,815.96	
Status: OUTS				Status Total: 19,243.15	
THERESA J DALLY	1130001828	150.00	03/07/18	03/07/18	
UNION PACIFIC RAILROAD	1130002037	96.11	05/16/18	05/17/18	
HEALTH NET ACCESS INC	1130002106	115.81	06/06/18	06/06/18	
JUDY A HEERDT	1130002199	88.35	07/11/18	07/12/18	
JUDY K MOLTER	1130002209	96.25	07/11/18	07/12/18	
AMR HOLDCO INC	1130002308	50.00	08/15/18	08/15/18	

H

Pinal County Treasurer

Monthly Statement

Date Range: 10/1/2018 to 10/31/2018

UNITED HEALTHCARE	1130002317	77.32	08/15/18	08/15/18
APACHE JUNCTION UNIFIED	1130002451	2,643.24	10/17/18	10/17/18
AMERIBEN	1130002465	963.07	10/17/18	10/17/18
LINDA CAREY	1130002469	9.84	10/17/18	10/17/18
ERNEST H RICHARDS	1130002470	230.00	10/17/18	10/17/18
TERRI TOMMASONE	1130002471	1,212.54	10/17/18	10/17/18
BEVERLY A JENNEMAN	1130002472	98.16	10/17/18	10/17/18
ANNA B SLEGL	1130002474	109.22	10/17/18	10/17/18
JACK HILTON	1130002476	93.89	10/17/18	10/17/18
CSC ELECTRICAL CONTRACTOR, LLC	1130002496	338.18	10/24/18	10/24/18
RIGHT AWAY DISPOSAL, LLC	1130002500	100.82	10/24/18	10/24/18
SUPERSTITION SAFETY SERV, LLC	1130002504	21.59	10/24/18	10/24/18
TIGER MECHANICAL SERVICES LLC	1130002505	152.21	10/24/18	10/24/18
ARIZONA WATER COMPANY, INC.	1130002506	88.94	10/31/18	10/31/18
BOUND TREE MEDICAL LLC	1130002507	703.91	10/31/18	10/31/18
COOKSON DOOR SALES OF AZ, INC	1130002509	641.13	10/31/18	10/31/18
EAST PENN MANUFACTURING CO, IN	1130002510	388.03	10/31/18	10/31/18
INTERMEDIX	1130002511	8,843.43	10/31/18	10/31/18
SOUTHWEST GAS CORPORATION	1130002512	47.38	10/31/18	10/31/18
MATLICK ENTERPRISES INC DBA	1130002513	1,101.61	10/31/18	10/31/18
UNIFIRST CORPORATION	1130002514	285.65	10/31/18	10/31/18
WAXIE'S ENTERPRISES, INC	1130002515	496.47	10/31/18	10/31/18
Status: PAID				Status Total: 96,260.26
THE ESTATE OF EVALEE POOL	1130002314	20.00	08/15/18	10/10/18
JACK HILTON	1130002316	9.51	08/15/18	10/02/18
CENPATICO INTEGRATED CARE	1130002374	152.12	09/12/18	10/24/18
HEALTH CHOICE ARIZONA	1130002377	633.29	09/12/18	10/16/18
HEALTH CHOICE ARIZONA	1130002378	9.81	09/12/18	10/16/18
UNITED MEDICAL RESOURCES	1130002381	847.40	09/12/18	10/02/18
AFLAC	1130002392	347.16	09/19/18	10/02/18
AZ DEPT OF HEALTH SERVICES	1130002394	250.00	09/19/18	10/26/18
TOSHIBA BUSINESS SOLUTIONS,INC	1130002407	85.45	09/19/18	10/02/18
AA COOLING AND HEATING LLC	1130002408	426.67	09/26/18	10/03/18
AMERIGAS PROPANE LP	1130002409	27.01	09/26/18	10/04/18
WATER UTILITIES COMM FD DBA	1130002410	149.27	09/26/18	10/05/18
ARIZONA WATER COMPANY, INC.	1130002411	21.00	09/26/18	10/02/18
BANNER GOLDFIELD MEDICAL CEN	1130002412	461.40	09/26/18	10/02/18
BANNER OCCUPATIONAL HEALTH	1130002413	390.00	09/26/18	10/02/18
BOUND TREE MEDICAL LLC	1130002414	3,544.27	09/26/18	10/16/18
CITY OF MESA	1130002415	11,819.33	09/26/18	10/05/18
LIBERTY WATER COMPANY, INC.	1130002416	30.94	09/26/18	10/02/18
PROFESSIONAL SALES & SERVICE	1130002417	77.30	09/26/18	10/11/18
INTERMEDIX	1130002418	9,907.62	09/26/18	10/03/18
PHYSIO-CONTROL, INC.	1130002419	703.63	09/26/18	10/16/18
PITNEY BOWES	1130002420	126.57	09/26/18	10/08/18
RIGHT AWAY DISPOSAL, LLC	1130002421	100.82	09/26/18	10/16/18
SAN TAN FORD	1130002422	152.68	09/26/18	10/03/18
SUPERSTITION SAFETY SERV, LLC	1130002423	231.67	09/26/18	10/03/18
MATLICK ENTERPRISES INC DBA	1130002424	480.26	09/26/18	10/03/18
WAXIE'S ENTERPRISES, INC	1130002425	343.57	09/26/18	10/02/18
AETNA BEHAVIORAL HEALTH, LLC	1130002426	261.12	10/03/18	10/11/18
AMERIGAS PROPANE LP	1130002427	1,390.89	10/03/18	10/15/18
APACHE JUNCTION UNIFIED	1130002428	2,798.65	10/03/18	10/23/18
APACHE OXY-MED INC DBA	1130002429	168.00	10/03/18	10/12/18
ARIZONA WATER COMPANY, INC.	1130002430	92.51	10/03/18	10/12/18
ARIZONAWATERCONDITIONING DBA	1130002431	145.91	10/03/18	10/11/18
EMPLOYERS DENTAL SERVICES, INC	1130002432	914.67	10/03/18	10/10/18
FRONTIER SHOP SUPPLIES, INC	1130002433	172.70	10/03/18	10/15/18
WEX BANK DBA	1130002434	365.49	10/03/18	10/12/18
MAGIC PEST CONTROL	1130002435	101.94	10/03/18	10/11/18
MEDIACOM	1130002436	2,459.16	10/03/18	10/10/18
MEDIACOM	1130002437	162.61	10/03/18	10/10/18

Pinal County Treasurer

Monthly Statement

Date Range: 10/1/2018 to 10/31/2018

PITNEY BOWES	1130002438	70.27	10/03/18	10/15/18
GARY A. SMITH, MD, PLLC	1130002439	3,750.00	10/03/18	10/11/18
SOUTHWEST GAS CORPORATION	1130002440	44.91	10/03/18	10/10/18
STANDARD INSURANCE COMPANY	1130002441	736.69	10/03/18	10/11/18
ARROW INTERNATIONAL	1130002442	3,537.60	10/03/18	10/10/18
MATLICK ENTERPRISES INC DBA	1130002443	150.00	10/03/18	10/11/18
UNIFIRST CORPORATION	1130002444	285.65	10/03/18	10/11/18
UNITED HEALTHCARE INSURANCE CO	1130002445	11,492.86	10/03/18	10/12/18
VISION SERVICE PLAN	1130002446	152.20	10/03/18	10/10/18
AFLAC	1130002447	347.16	10/17/18	10/30/18
AIR VACUUM CORPORATION	1130002448	600.00	10/17/18	10/31/18
AMERICAN EXPRESS CORPORATE	1130002449	N 136.18	10/17/18	10/23/18
ARIZONA WATER COMPANY, INC.	1130002453	78.73	10/17/18	10/24/18
AZ DEPT OF REVENUE-SALES TAX	1130002454	18.89	10/17/18	10/23/18
BANNER GATEWAY MEDICAL CENTER	1130002455	7.20	10/17/18	10/23/18
BANNER BAYWOOD MEDICAL CENTER	1130002456	103.00	10/17/18	10/23/18
BOUND TREE MEDICAL LLC	1130002457	1,295.89	10/17/18	10/23/18
BUD'S BULK ICE SERVICE, INC	1130002458	99.77	10/17/18	10/29/18
CHASE	1130002459	O 514.11	10/17/18	10/24/18
CITY OF APACHE JUNCTION	1130002460	2,438.39	10/17/18	10/24/18
ST HELEN AUTO & HARDWARE, INC.	1130002461	105.32	10/17/18	10/30/18
GALLOWAY ASSET MANAGEMENT, LLC	1130002462	300.00	10/17/18	10/26/18
GINCO PLUMBING LLC	1130002463	294.69	10/17/18	10/25/18
GRAINGER	1130002464	109.43	10/17/18	10/24/18
MEDICARE PART B	1130002466	438.45	10/17/18	10/24/18
MEDICARE PART B	1130002467	409.30	10/17/18	10/24/18
WILLIAM MILLER	1130002468	25.00	10/17/18	10/30/18
CHARLES W FANCHER	1130002473	200.00	10/17/18	10/30/18
MARGARET M NELSON	1130002475	105.83	10/17/18	10/26/18
CADWELL IRREVOCABLE TRUST III	1130002477	131.04	10/17/18	10/26/18
PHOENIX TECHNOLOGY SOLUTIONS	1130002478	33.00	10/17/18	10/31/18
CENTURYLINK	1130002479	618.96	10/17/18	10/24/18
REDBURN TIRE COMPANY, INC.	1130002480	1,262.17	10/17/18	10/24/18
SOLVENT RECY-CLEAN, INC	1130002482	37.67	10/17/18	10/23/18
STRYKER SALES CORPORATION	1130002483	1,058.26	10/17/18	10/23/18
SUPERSTITION MOUNTAINS CFD #1	1130002484	128.70	10/17/18	10/24/18
SOUTHWEST GROUND CONTROL, LLC	1130002485	366.68	10/17/18	10/23/18
TOSHIBA BUSINESS SOLUTIONS,INC	1130002486	85.45	10/17/18	10/30/18
MATLICK ENTERPRISES INC DBA	1130002487	2,760.37	10/17/18	10/24/18
VERIZON WIRELESS SERVICES LLC	1130002488	406.71	10/17/18	10/24/18
BILLY WARREN	1130002489	22.00	10/17/18	10/22/18
AA COOLING AND HEATING LLC	1130002490	550.00	10/24/18	10/31/18
WATER UTILITIES COMM FD DBA	1130002491	142.95	10/24/18	10/31/18
ARIZONA WATER COMPANY, INC.	1130002492	74.37	10/24/18	10/30/18
BPCWS, PLLC	1130002493	2,967.23	10/24/18	10/31/18
ALFREDO CABANA JR. DBA	1130002494	892.50	10/24/18	10/30/18
CITY OF MESA	1130002495	11,137.50	10/24/18	10/31/18
LIBERTY WATER COMPANY, INC.	1130002497	42.21	10/24/18	10/29/18
KANSAS STATE BANK OF MANHATTAN	1130002498	79.20	10/24/18	10/31/18
REDBURN TIRE COMPANY, INC.	1130002499	1,900.21	10/24/18	10/31/18
SALT RIVER PROJECT	1130002501	2,554.76	10/24/18	10/30/18
SAN TAN FORD	1130002502	751.07	10/24/18	10/30/18
STRYKER SALES CORPORATION	1130002503	27.33	10/24/18	10/30/18
Status: VOID				Status Total: 2,312.55
ARIZONA PHYSICIANS IPA INC	1130001414	309.40	09/12/17	10/15/18
CARE 1ST HEALTH PLAN ARIZONA	1130001559	742.64	11/15/17	10/15/18
WATER UTILITIES COMM FD DBA	1130002452	117.90	10/17/18	10/18/18
SAN TAN FORD	1130002481	224.56	10/17/18	10/31/18
CAREFUSION 203, INC	1130002508	918.05	10/31/18	10/31/18
Fund: 1131				Fund Total: 27,128.95
Status: OUTS				Status Total: 717.71 I

Pinal County Treasurer

Monthly Statement

Date Range: 10/1/2018 to 10/31/2018

MICHAEL BIGG	1131000219	6.91	05/02/18	05/02/18
BRENT BARRAZA	1131000283	485.80	09/21/18	09/19/18
CHARITY RELIEF FUND EV FIREFIGHTER	1131000291	33.50	09/21/18	09/19/18
CHARITY FUND EV FIREFIGHTER	1131000292	24.50	09/21/18	09/19/18
CHARITY RELIEF FUND EV FIREFIGHTER	1131000298	32.50	10/05/18	10/04/18
CHARITY FUND EV FIREFIGHTER	1131000299	23.50	10/05/18	10/04/18
SUPRSTN FIREFIGHTERS GENERAL BENEFIT FUND	1131000304	55.00	10/19/18	10/17/18
CHARITY RELIEF FUND EV FIREFIGHTER	1131000306	32.50	10/19/18	10/17/18
CHARITY FUND EV FIREFIGHTER	1131000307	23.50	10/19/18	10/17/18
Status: PAID				Status Total: 26,411.24
MATTHEW T BRUNO	1131000284	63.55	09/21/18	10/23/18
JAMES R. VAUGHN, PC TRUST ACCOUNT	1131000290	216.08	09/21/18	10/01/18
JAMES R. VAUGHN, PC TRUST ACCOUNT	1131000297	221.31	10/05/18	10/12/18
RETIREMENT SYSTEM, ARIZONA STATE	1131000300	10,753.94	10/05/18	10/12/18
AZ FF RETIREE HEALTH TRUST FUND	1131000301	225.00	10/05/18	10/12/18
EQUITY, HEALTH	1131000302	1,486.02	10/05/18	10/18/18
SUPPORT PAYMENT CLEARINGHOUSE	1131000303	69.23	10/05/18	10/10/18
JAMES R. VAUGHN, PC TRUST ACCOUNT	1131000305	398.26	10/19/18	10/25/18
RETIREMENT SYSTEM, ARIZONA STATE	1131000308	11,222.60	10/19/18	10/24/18
AZ FF RETIREE HEALTH TRUST FUND	1131000309	200.00	10/19/18	10/25/18
EQUITY, HEALTH	1131000310	1,486.02	10/19/18	10/25/18
SUPPORT PAYMENT CLEARINGHOUSE	1131000311	69.23	10/19/18	10/23/18

	Count	Amount
Total OUTS:	37	19,960.86
Total PAID:	104	122,671.50
Total VOID:	5	2,312.55

CASH RECEIPTS

October 2018 Transport

Date	Control #	Amount	Account #	Description
10/4/2018		36,910.00		Wire Transfer
		36,910.00		
10/11/2018		47,340.00		Wire Transfer
		47,340.00		
10/17/2018		219.97	150.10.42180.10	Prof Credit/inv 4868/ck 107412
		754.02	150.10.42125.10	Care 1st Health/inv 4867/ck 9124
		973.99		
10/18/2018		$ 46,250.00		Wire Transfer
		46,250.00		
10/31/2018		103,030.00		Wire Transfer
		103,030.00		
10/31/2018		263.23	150.10.42125.10	BCBS MN/inv 4892/ck 50011682
		$ 263.23		
October 2018 Totals		**234,767.22**		

C

Superstition Fire & Medical District

AR Payment Register (Detail)

Bank ID: Equal To M

Check No. / Payment ID	Payee Name / Customer Name	Invoice No. / Account Number	Amount Paid
BANK: M - GROUND TRANSPORT FUND CHECKING			
DEPOSIT: 2,431 DATE: 10/17/18			
107412	Prof Credit/inv 4868/ck 107412	Check	$219.97
	Professional Credit (PROCRE)	Invoice : 004868	$219.97
		CHECK # 107412 TOTAL:	$219.97
9124	Care 1st Health/inv 4867/9124	Check	$754.02
	(ONETIMECUST)	Invoice : 004867	$754.02
		CHECK # 9124 TOTAL:	$754.02
		DEPOSIT 2,431 TOTAL:	**$973.99**
DEPOSIT: 2,442 DATE: 10/31/18			
50011682	BCBS MN/inv 4892/ck 50011682	Check	$263.23
	(ONETIMECUST)	Invoice : 004892	$263.23
		CHECK # 50011682 TOTAL:	$263.23
		DEPOSIT 2,442 TOTAL:	**$263.23**
		TOTAL FOR BANK ID: M	**$1,237.22**
		GRAND TOTAL OF ALL CHECKS:	$1,237.22
		GRAND TOTAL OF ALL CREDIT CARDS:	$0.00
		GRAND TOTAL OF ALL CASH:	$0.00
		GRAND TOTAL OF ALL EFT:	$0.00
		GRAND TOTAL OF ALL PAYMENTS:	**$1,237.22**
		GRAND TOTAL OF ALL ADJUSTMENTS:	$0.00
		COMBINED TOTAL:	**$1,237.22**

CYMA wire trans.

1,237.22 +
36,910.00 +
47,340.00 +
46,250.00 +
103,050.00 +
234,767.22 +

C

Control No. 323950
Receipt No. 258944

Pinal County Treasurer

Treasurer Receipt

Receipt Date:	10/4/2018	Cash:	$0.00	Submitted By:	JenniferBurke1
Total Amount:	$36,910.00	Check:	$0.00	Department:	Superstition Fire & Medical District
Revised Date:	No Change Made	Wire/Direct Deposit:	$36,910.00	Posted By:	Cynthia Houck
		Credit Card:	$0.00		

GL	Source	Cost	Object	Subsid	Subled	Type	Notes	Amount
6116421002	73160.0						WIRED MONEY TO GROUND TRANSPORT FUND	$36,910.00

C.1

Control No. 324547

Pinal County Treasurer

Pending Treasurer Receipt

Treasurer's Office Use

Receipt No.: _____

Posted By: _____

Receipt Date:	10/18/2018	Cash:	$0.00	Submitted By:	JenniferBurke1
Total Amount:	$46,250.00	Check:	$0.00	Department:	Superstition Fire & Medical District
		Wire/Direct Deposit:	$46,250.00		
		Credit Card:	$0.00		

GL	Source	Cost	Object	Subsid	Subled	Type	Notes	Amount
6116421002	73160.0						WIRED MONEY TO GROUND TRANSPORT FUND	$46,250.00

cd

Control No. 324262

Pinal County Treasurer

Pending Treasurer Receipt

Treasurer's Office Use

Receipt No.: _____

Posted By: _____

Receipt Date:	10/11/2018	Cash:	$0.00	Submitted By:	JenniferBurke1
Total Amount:	$47,340.00	Check:	$0.00	Department:	Superstition Fire & Medical District
		Wire/Direct Deposit:	$47,340.00		
		Credit Card:	$0.00		

GL	Source	Cost	Object	Subsid	Subled	Type	Notes	Amount
6116421002	73160.0						WIRED MONEY TO GROUND TRANSPORT FUND	$47,340.00

c.3

Control No. 324980

Pinal County Treasurer

Pending Treasurer Receipt

Treasurer's Office Use

Receipt No.: _____

Posted By: _____

Receipt Date:	10/31/2018	Cash:	$0.00	Submitted By:	JenniferBurke1
Total Amount:	$103,030.00	Check:	$0.00	Department:	Superstition Fire & Medical District
		Wire/Direct Deposit:	$103,030.00		
		Credit Card:	$0.00		

GL	Source	Cost	Object	Subsid	Subled	Type	Notes	Amount
6116421002	73160.0						WIRED MONEY TO GROUND TRANSPORT FUND	$103,030.00

C-4

TREASURER AGENCY SERVICES

PINAL • COUNTY

Jennifer Burke | Superstition Fire & Medical District | Home | Contact Us | Help | Logout

- Inquiry
  - GL Accounts
  - GL Transactions
  - Warrant Search
  - Treasurer Receipts
- Warrant Maintenance
  - Warrant Accounts
  - Add New Warrant
  - Bulk Upload Warrants
- Fund Transfers
  - Fund Transfer
  - Bulk Upload Transfers
- Treasurer Receipts
  - Add New Receipt
  - Upload Receipt File
- Reports
  - Monthly Statement
  - Tax Distribution
  - Top 50 Tax Payers
  - Authority Assessments
  - Authority Tax Payments
  - Warrants Over 1 Year
  - School Summary
  - LOC Advances Summary
  - Tax Adjustments by Auth
- Profile
  - My Profile

General Ledger Transactions

Advanced Search

GL Account: 6116421002 Notes:

Source Code: 73750.0 Revenue Transfer - N/A

Post Date Range: 10/03/2018 to 10/03/2018 Amount Range: to

Source Category: Income ☐ Transfers Credit ☐ Transfers Debit ☐ Disbursements ☐

Search Transactions

Export to CSV

GL	Post Date	SC	Notes	Doc	Doc Ref	Amount
6116421002	10/3/2018	73750.0	Correct EMS Cardiac Maintenance Expense	TR		$4,068.00
						$4,068.00

1 Page 1 of 1 20 1 - 1 of 1 Items

GL Account Details

D-1

© Pinal County Treasurer Home Pinal County Government Web Disclaimer

TREASURER AGENCY SERVICES

PINAL • COUNTY

Roger Wood | Superstition Fire & Medical District | Home | Contact Us | Help | Logout

- Inquiry
  - GL Accounts
  - GL Transactions
  - Warrant Search
  - Treasurer Receipts
- Warrant Maintenance
  - Warrant Accounts
  - Add New Warrant
  - Bulk Upload Warrants
- Fund Transfers
  - Fund Transfer
  - Bulk Upload Transfers
- Treasurer Receipts
  - Add New Receipt
  - Upload Receipt File
- Reports
  - Monthly Statement
  - Tax Distribution
  - Top 50 Tax Payers
  - Authority Assessments
  - Authority Tax Payments
  - Warrants Over 1 Year
  - School Summary
  - LOC Advances Summary
  - Tax Adjustments by Auth
- Profile
  - My Profile

New Fund Transfer

Add New Fund Amount

Revenue/Expense: To/From: GL Account:

Amount: Notes:

Add Fund Amount **Fund Amount Added!**

	GL Account	Source	Source Desc	Notes	Amount
	6116421002	73750.0	Revenue Transfer	Federal Tax Penalty	($178.77)
	6116421001	73750.0	Revenue Transfer	Federal Tax Penalty	$178.77

D-2

Save New Fund Transfer

© Pinal County Treasurer Home Pinal County Government Web Disclaimer

TREASURER AGENCY SERVICES

PINAL • COUNTY

Roger Wood | Superstition Fire & Medical District | Home | Contact Us | Help | Logout

- Inquiry
  - GL Accounts
  - GL Transactions
  - Warrant Search
  - Treasurer Receipts
- Warrant Maintenance
  - Warrant Accounts
  - Add New Warrant
  - Bulk Upload Warrants
- Fund Transfers
  - Fund Transfer
  - Bulk Upload Transfers
- Treasurer Receipts
  - Add New Receipt
  - Upload Receipt File
- Reports
  - Monthly Statement
  - Tax Distribution
  - Top 50 Tax Payers
  - Authority Assessments
  - Authority Tax Payments
  - Warrants Over 1 Year
  - School Summary
  - LOC Advances Summary
  - Tax Adjustments by Auth
- Profile
  - My Profile

New Fund Transfer

Add New Fund Amount

Revenue/Expense: To/From: GL Account:

Amount: Notes:

Add Fund Amount **Fund Amount Added!**

	GL Account	Source	Source Desc	Notes	Amount
✖	6116421002	73750.0	Revenue Transfer	Correct 10.19.18 Payroll Errors	$133.10
✖	6116421001	73750.0	Revenue Transfer	Correct 10.19.18 Payroll Errors	($133.10)

D-3

Save New Fund Transfer

© Pinal County Treasurer Home

Pinal County Government Web Disclaimer

Superstition Fire & Medical District

AP Check Register (Current by Bank)

Check Dates: 10/1/2018 to 10/31/2018

Check No.	Date	Status		Vendor ID	Payee Name	Amount
BANK ID: M - GROUND TRANSPORT FUND CHECKING						**150-10-10100-10**
1559	10/15/18	V	10/15/18	ONETIM	CARE 1ST HEALTH PLAN ARIZONA	($742.64)
* 2426	10/03/18	P		AETNA	Aetna Behavioral Health, LLC	$261.12
2427	10/03/18	P		AMEGAS	AmeriGas Propane LP	$1,390.89
2428	10/03/18	P		APAJUS	Apache Junction Unified	$2,798.65
2429	10/03/18	P		APAOMI	Apache Oxy-Med Inc dba	$168.00
2430	10/03/18	P		ARI001	Arizona Water Company, Inc.	$92.51
2431	10/03/18	P		ARIWCI	ArizonaWaterConditioning dba	$145.91
2432	10/03/18	P		EMPDSI	Employers Dental Services, Inc	$914.67
2433	10/03/18	P		FROSHO	Frontier Shop Supplies, Inc	$172.70
2434	10/03/18	P		GLOBFL	Wex Bank dba	$365.49
2435	10/03/18	P		MAGPCI	Magic Pest Control	$101.94
2436	10/03/18	P		MEDIA	Mediacom	$2,459.16
2437	10/03/18	P		MEDIA	Mediacom	$162.61
2438	10/03/18	P		PIT001	Pitney Bowes	$70.27
2439	10/03/18	P		SMIG	Gary A. Smith, MD, PLLC	$3,750.00
2440	10/03/18	P		SOU001	Southwest Gas Corporation	$44.91
2441	10/03/18	P		STANIC	Standard Insurance Company	$736.69
2442	10/03/18	P		TELFLX	Arrow International	$3,537.60
2443	10/03/18	P		UNI001	Matlick Enterprises Inc dba	$150.00
2444	10/03/18	P		UNICOR	Unifirst Corporation	$285.65
2445	10/03/18	P		UNIHEC	United HealthCare Insurance Co	$11,492.86
2446	10/03/18	P		VSP001	Vision Service Plan	$152.20
2447	10/17/18	P		AFLAC	AFLAC	$347.16
2448	10/17/18	P		AIRVAC	Air Vacuum Corporation	$600.00
2449	10/17/18	P		AMEEX	American Express Corporate	$136.18
2450	10/17/18	V	10/17/18	AMEEX		
2451	10/17/18	P		APAJUS	Apache Junction Unified	$2,643.24
2452	10/17/18	P		APAJWC	Water Utilities Comm FD dba	$117.90
2452	10/18/18	V	10/18/18	APAJWC	Water Utilities Comm FD dba	($117.90)
2453	10/17/18	P		ARI001	Arizona Water Company, Inc.	$78.73
2454	10/17/18	P		ARIDER	AZ Dept of Revenue-Sales Tax	$18.89
2455	10/17/18	P		BANGW	Banner Gateway Medical Center	$7.20
2456	10/17/18	P		BANHS	Banner Baywood Medical Center	$103.00
2457	10/17/18	P		BOUTC	Bound Tree Medical LLC	$1,295.89
2458	10/17/18	P		BUDICS	Bud's Bulk Ice Service, Inc	$99.77
2459	10/17/18	P		CHASEM	Chase	$514.11
2460	10/17/18	P		CITOAJ	City of Apache Junction	$2,438.39
2461	10/17/18	P		FROACE	St Helen Auto & Hardware, Inc.	$105.32
2462	10/17/18	P		GALLAM	Galloway Asset Management, LLC	$300.00
2463	10/17/18	P		GINCOP	Ginco Plumbing LLC	$294.69
2464	10/17/18	P		GRAING	Grainger	$109.43
2465	10/17/18	P		ONETIM	AMERIBEN	$963.07
2466	10/17/18	P		ONETIM	MEDICARE PART B	$438.45
2467	10/17/18	P		ONETIM	MEDICARE PART B	$409.30
2468	10/17/18	P		ONETIM	WILLIAM MILLER	$25.00
2469	10/17/18	P		ONETIM	LINDA CAREY	$9.84
2470	10/17/18	P		ONETIM	ERNEST H RICHARDS	$230.00
2471	10/17/18	P		ONETIM	TERRI TOMMASONE	$1,212.54
2472	10/17/18	P		ONETIM	BEVERLY A JENNEMAN	$98.16
2473	10/17/18	P		ONETIM	CHARLES W FANCHER	$200.00
2474	10/17/18	P		ONETIM	ANNA B SLEGL	$109.22
2475	10/17/18	P		ONETIM	MARGARET M NELSON	$105.83
2476	10/17/18	P		ONETIM	JACK HILTON	$93.89
2477	10/17/18	P		PHONAP	Cadwell Irrevocable Trust III	$131.04
2478	10/17/18	P		PTS001	Phoenix Technology Solutions	$33.00
2479	10/17/18	P		QWEST	CenturyLink	$618.96

*** Check Status Types: "P" - Printed ; "M" - Manual ; "V" - Void (Void Date); "A" - Application; "E" - EFT**
**** Denotes broken check sequence.**

Superstition Fire & Medical District

AP Check Register (Current by Bank)

Check Dates: 10/1/2018 to 10/31/2018

Check No.	Date	Status		Vendor ID	Payee Name	Amount
2480	10/17/18	P		REDTIC	Redburn Tire Company, Inc.	$1,262.17
2481	10/17/18	P		SATAFO	San Tan Ford	$224.56
2481	10/31/18	V	10/31/18	SATAFO	San Tan Ford	($224.56)
2482	10/17/18	P		SOLREC	Solvent Recy-Clean, Inc	$37.67
2483	10/17/18	P		STRYCO	Stryker Sales Corporation	$1,058.26
2484	10/17/18	P		SUPMCN	Superstition Mountains CFD #1	$128.70
2485	10/17/18	P		SWGROU	SouthWest Ground Control, LLC	$366.68
2486	10/17/18	P		TOSHBS	Toshiba Business Solutions,Inc	$85.45
2487	10/17/18	P		UNI001	Matlick Enterprises Inc dba	$2,760.37
2488	10/17/18	P		VERW	Verizon Wireless Services LLC	$406.71
2489	10/17/18	P		WARB	Billy Warren	$22.00
2490	10/24/18	P		AACOOL	AA Cooling and Heating LLC	$550.00
2491	10/24/18	P		APAJWC	Water Utilities Comm FD dba	$142.95
2492	10/24/18	P		ARI001	Arizona Water Company, Inc.	$74.37
2493	10/24/18	P		BPCWS	BPCWS, PLLC	$2,967.23
2494	10/24/18	P		CABPIG	Alfredo Cabana Jr. dba	$892.50
2495	10/24/18	P		CITOM	City of Mesa	$11,137.50
2496	10/24/18	P		FRANEL	CSC Electrical Contractor, LLC	$338.18
2497	10/24/18	P		GOLCAS	Liberty Water Company, Inc.	$42.21
2498	10/24/18	P		KANSTB	Kansas State Bank of Manhattan	$79.20
2499	10/24/18	P		REDTIC	Redburn Tire Company, Inc.	$1,900.21
2500	10/24/18	P		RIGAWD	Right Away Disposal, LLC	$100.82
2501	10/24/18	P		SAL001	Salt River Project	$2,554.76
2502	10/24/18	P		SATAFO	San Tan Ford	$751.07
2503	10/24/18	P		STRYCO	Stryker Sales Corporation	$27.33
2504	10/24/18	P		SUPSAF	Superstition Safety Serv, LLC	$21.59
2505	10/24/18	P		TIGMEC	Tiger Mechanical Services LLC	$152.21
2506	10/31/18	P		ARI001	Arizona Water Company, Inc.	$88.94
2507	10/31/18	P		BOUTC	Bound Tree Medical LLC	$703.91
2508	10/31/18	P		CARFUS	CareFusion 203, Inc	$918.05
2508	10/31/18	V	10/31/18	CARFUS	CareFusion 203, Inc	($918.05)
2509	10/31/18	P		COOKDS	Cookson Door Sales of AZ, Inc	$641.13
2510	10/31/18	P		DEKABA	East Penn Manufacturing Co, In	$388.03
2511	10/31/18	P		INTERM	Intermedix	$8,843.43
2512	10/31/18	P		SOU001	Southwest Gas Corporation	$47.38
2513	10/31/18	P		UNI001	Matlick Enterprises Inc dba	$1,101.61
2514	10/31/18	P		UNICOR	Unifirst Corporation	$285.65
2515	10/31/18	P		WAXIE	Waxie's Enterprises, Inc	$496.47
					BANK M REGISTER TOTAL:	**$82,738.18**
					GRAND TOTAL :	**$82,738.18**

E+

Previous Months

*** Check Status Types: "P" - Printed ; "M" - Manual ; "V" - Void (Void Date); "A" - Application; "E" - EFT**
**** Denotes broken check sequence.**

Superstition Fire & Medical District

GL Account Ledger - Detail By Period

10/1/2018 through 10/31/2018

Batch	Journal	Entry #	Date	Job	Document	Description	Debits	Credits	Balance
150-10-10150-10			**PAYROLL ACCOUNT (TRANSPORT)**						**($356,786.38)**
16338	PR	746648	10/05/18		297 - 2472	Payroll All Freq 9/30/2018	-	47,315.93	(404,102.31)
16342	J	746681	10/05/18		JE1005	Paydate 10.5.18 Rcls	-	11,205.66	(415,307.97)
16344	Z	746690	10/05/18		JE1007	Post Fed Penalty to cash accts	-	178.77	(415,486.74)
16368	PR	747536	10/19/18		304 - 2522	Payroll All Freq 10/14/2018	-	48,047.22	(463,533.96)
16372	Z	747603	10/19/18		JE1013	Rcls 101918 entries - VEBA Rutledge	-	25.00	(463,558.96)
16372	Z	747610	10/19/18		JE1013	Rcls 101918 entries - correct ASRS 100/150 fund totals entered	158.10	-	(463,400.86)
16369	Z	747562	10/31/18		JE1010	Paydate 101918 Rcls	-	11,496.17	(474,897.03)
						PAYROLL ACCOUNT (TRANSPORT) TOTALS:	**$158.10**	**$118,268.75**	**($474,897.03)**
						TOTAL OF LEDGER:	**$158.10**	**$118,268.75**	**($474,897.03)**

F

Commercial Checking Acct Public Funds

WELLS FARGO

SUPERSTITION FIRE & MEDICAL DISTRICT
PAYROLL CLEARING ACCT
565 N IDAHO RD
APACHE JUNCTION AZ 85119-4014

Questions?

Call your Customer Service Officer or Client Services
1-800-AT WELLS (1-800-289-3557)
5:00 AM TO 6:00 PM Pacific Time Monday - Friday

Online: *wellsfargo.com*

Write: Wells Fargo Bank, N.A. (182)
PO Box 63020
San Francisco, CA 94163

Account summary

100F $312,816.82

150F $46,002.19

J

Commercial Checking Acct Public Funds

Account number	*Beginning balance*	*Total credits*	*Total debits*	*Ending balance*
4121535058	$100.00	$1,077,574.67	-$718,755.66	$358,919.01

Credits

Electronic deposits/bank credits

Effective date	*Posted date*	*Amount*	*Transaction detail*
	10/03	349,528.47	WT Seq123069 Pinal County Treasurer /Org=Pinal County Treasurer Srf# Gw00000019470028 Trn#181003123069 Rfb# 6467
	10/17	369,227.19	WT Seq118933 Pinal County /Org=Pinal County Treasurer Srf# Gw00000019788643 Trn#181017118933 Rfb# 6476
	10/31	358,819.01	WT Seq153779 Pinal County /Org=Pinal County Treasurer Srf# Gw00000020128486 Trn#181031153779 Rfb# 6487
		$1,077,574.67	**Total electronic deposits/bank credits**
		$1,077,574.67	**Total credits**

Debits

Electronic debits/bank debits

Effective date	*Posted date*	*Amount*		*Transaction detail*
	10/05	216,956.85		ACH Origination - Superstition Fir - File 1860311208 Coid 1860311208
	10/05	38,159.80		ACH Origination - Superstition Fir - File 1860311208 Coid 1860311208
	10/05	28,190.04		ACH Origination - Superstition Fir - File 1860311208 Coid 1860311208
	10/05	6,314.39		ACH Origination - Superstition Fir - File 1860311208 Coid 1860311208
	10/05	49,847.95	<	Business to Business ACH Debit - IRS Usataxpymt 100518 220867881726900 Superstition Fire & ME
	10/05	10,059.44	<	Business to Business ACH Debit - AZ Dept of Rev Ccddir.Dbt xxxxx3092 Superstition Fire & ME
	10/19	232,794.93		ACH Origination - Superstition Fir - File 1860311208 Coid 1860311208
	10/19	38,530.67		ACH Origination - Superstition Fir - File 1860311208 Coid 1860311208

WELLS FARGO

Electronic debits/bank debits *(continued)*

Effective date	*Posted date*	*Amount*		*Transaction detail*
	10/19	28,214.07		ACH Origination - Superstition Fir - File 1860311208 Coid 1860311208
	10/19	6,346.04		ACH Origination - Superstition Fir - File 1860311208 Coid 1860311208
	10/19	52,730.23	<	Business to Business ACH Debit - IRS Usataxpymt 101918 220869210437980 Superstition Fire & ME
	10/19	10,611.25	<	Business to Business ACH Debit - AZ Dept of Rev Ccddir.Dbt xxxxx3092 Superstition Fire & ME
		$718,755.66		**Total electronic debits/bank debits**
		$718,755.66		**Total debits**

< ***Business to Business ACH:****If this is a business account, this transaction has a return time frame of one business day from post date. This time frame does not apply to consumer accounts.*

Daily ledger balance summary

Date	*Balance*	*Date*	*Balance*	*Date*	*Balance*
09/30	100.00	10/05	100.00	10/19	100.00
10/03	349,628.47	10/17	369,327.19	10/31	358,919.01

Average daily ledger balance **$58,046.13**

©2010 Wells Fargo Bank, N.A.
All rights reserved. Member FDIC.

Commercial Checking Acct Public Funds

WELLS FARGO

SUPERSTITION FIRE & MEDICAL DISTRICT
GROUND TRANSPORTATION
565 N IDAHO RD
APACHE JUNCTION AZ 85119-4014

Questions?

Call your Customer Service Officer or Client Services
1-800-AT WELLS (1-800-289-3557)
5:00 AM TO 6:00 PM Pacific Time Monday - Friday

Online: *wellsfargo.com*

Write: Wells Fargo Bank, N.A. (182)
PO Box 63020
San Francisco, CA 94163

Account summary

Commercial Checking Acct Public Funds

Account number	*Beginning balance*	*Total credits*	*Total debits*	*Ending balance*
4942920083	$3,143.43	$231,253.60	-$234,388.25	$8.78 K

Credits

Electronic deposits/bank credits

Effective date	*Posted date*	*Amount*	*Transaction detail*
	10/01	292.45	Merchant Service Merch Dep 180929 8029396648 Superstition Fire and
	10/01	1,139.50	36 Treas 310 Misc Pay 100118 xxxxx0012 \GE*1*33109123\lea*1*033109089\
	10/01	847.40	Bcbs of Arizona Hcclaimpmt 180927 1184003220 TRN*1*304261432*1860004538\
	10/01	262.83	Optum Lifeprint Hcclaimpmt 091000014112514 TRN*1*4112514*1272337487~
	10/01	109.51	Bcbs of Arizona Hcclaimpmt 180927 1184003220 TRN*1*304262183*1860004538\
	10/02	1,376.88	Bcbs of Arizona Hcclaimpmt 180928 1184003220 TRN*1*304319523*1860004538\
	10/02	833.76	Hhp Efpayment 181002 362703 TRN*1*001270017185496*1611013183\
	10/02	40.00	Pnp Billpayment 092718Sett 181002 6500 Apache Junction Fire D
	10/03	1,013.66	Merchant Service Merch Dep 181002 8029396648 Superstition Fire and
	10/03	2,260.74	Bcbs of Arizona Hcclaimpmt 181001 1184003220 TRN*1*305166460*1860004538\
	10/03	1,486.44	Bcbs of Arizona Hcclaimpmt 181001 1184003220 TRN*1*305163723*1860004538\
	10/03	852.97	Mercy Care Plan Hcclaimpmt 181002 00145658 TRN*1*5020110*1860527381*Altcs General\
	10/03	687.15	Mercy Care Plan Hcclaimpmt 181002 00145658 TRN*1*5018765*1860527381*Ahcccs Acute\
	10/04	23,340.00	WT Seq#71825 Superstition Fire & Med /Org=Superstition Fire & Medical Distri Srf# Gb00000019489737 Trn#181004071825 Rfb# 249
	10/04	50.00	Merchant Service Merch Dep 181003 8029396648 Superstition Fire and

WELLS FARGO

Electronic deposits/bank credits *(continued)*

Effective date	*Posted date*	*Amount*	*Transaction detail*
	10/05	50.00	Merchant Service Merch Dep 181004 8029396648 Superstition Fire and
	10/05	797.08	Bcbs of Arizona Hcclaimpmt 181003 1184003220 TRN*1*305261104*1860004538\
	10/09	25.00	Merchant Service Merch Dep 181006 8029396648 Superstition Fire and
	10/09	15,577.93	Noridian Azutmt Hcclaimpmt 181005 1184003220 TRN*1*890795025*1450173185~
	10/09	2,376.88	Bcbs of Arizona Hcclaimpmt 181004 1184003220 TRN*1*305312872*1860004538\
	10/10	545.00	Merchant Service Merch Dep 181009 8029396648 Superstition Fire and
	10/10	230.00	Merchant Service Merch Dep 181008 8029396648 Superstition Fire and
	10/10	2,715.45	Mercy Care Plan Hcclaimpmt 181009 00145658 TRN*1*5025441*1860527381*Ahcccs Acute\
	10/10	1,448.66	Bcbs of Arizona Hcclaimpmt 181008 1184003220 TRN*1*305519091*1860004538\
	10/10	1,241.89	Hhp Efpayment 181010 362703 TRN*1*001270017202780*1611013183\
	10/10	362.89	Hhp Efpayment 181010 362703 TRN*1*001270017209455*1611013183\
	10/10	357.64	Mercy Care Plan Hcclaimpmt 181009 00145658 TRN*1*5028165*1860527381*Mercy Care Advantage - S
	10/10	190.25	Hhp Efpayment 181010 362703 TRN*1*001270017212286*1611013183\
	10/11	19,740.00	WT Seq#96211 Superstition Fire & Med /Org=Superstition Fire & Medical Distri Srf# Gb00000019646048 Trn#181011096211 Rfb# 252
	10/11	660.02	Hhp Efpayment 181011 362703 TRN*1*001270017216370*1611013183\
	10/11	394.05	Noridian Azutmt Hcclaimpmt 181010 1184003220 TRN*1*890804877*1450173185~
	10/11	367.73	Bcbs of Arizona Hcclaimpmt 181009 1184003220 TRN*1*305561980*1860004538\
	10/11	254.88	Optum Lifeprint Hcclaimpmt 091000014992750 TRN*1*4992750*1272337487~
	10/12	55.00	Merchant Service Merch Dep 181011 8029396648 Superstition Fire and
	10/12	5,355.74	Noridian Azutmt Hcclaimpmt 181011 1184003220 TRN*1*890809186*1450173185~
	10/12	189.53	Hhp Efpayment 181012 362703 TRN*1*001270017218865*1611013183\
	10/12	111.58	Bcbs of Arizona Hcclaimpmt 181010 1184003220 TRN*1*305613214*1860004538\
	10/12	20.00	Pnp Billpayment 100918Sett 181012 6500 Apache Junction Fire D
	10/15	354.18	Merchant Service Merch Dep 181012 8029396648 Superstition Fire and
	10/15	100.00	Merchant Service Merch Dep 181013 8029396648 Superstition Fire and
	10/15	533.73	Bcbs of Arizona Hcclaimpmt 181011 1184003220 TRN*1*305662903*1860004538\
	10/15	244.42	Hhp Efpayment 181015 362703 TRN*1*001270017226114*1611013183\
	10/15	195.00	Mercy Care Plan Hcclaimpmt 181012 00145658 TRN*1*5029274*1860527381*Altcs General\
	10/16	200.00	Merchant Service Merch Dep 181014 8029396648 Superstition Fire and
	10/17	1,046.24	Merchant Service Merch Dep 181016 8029396648 Superstition Fire and
	10/17	1,176.02	Bcbs of Arizona Hcclaimpmt 181015 1184003220 TRN*1*305863305*1860004538\

WELLS FARGO

Electronic deposits/bank credits *(continued)*

Effective date	*Posted date*	*Amount*	*Transaction detail*
	10/17	764.05	Mercy Care Plan Hcclaimpmt 181016 00145658 TRN*1*5031321*1860527381*Ahcccs Acute\
	10/17	403.86	Mercy Care Plan Hcclaimpmt 181016 00145658 TRN*1*5033998*1860527381*Mercy Care Advantage - S
	10/17	198.91	Hhp Efpayment 181017 362703 TRN*1*001270017238343*1611013183\
	10/17	89.17	Bcbs of Arizona Hcclaimpmt 181015 1184003220 TRN*1*305868746*1860004538\
	10/18	34,250.00	WT Seq100863 Superstition Fire & Med /Org=Superstition Fire & Medical Distri Srf# Gb00000019813840 Trn#181018100863 Rfb# 254
	10/18	750.53	Noridian Azutmt Hcclaimpmt 181017 1184003220 TRN*1*890828182*1450173185~
	10/18	231.77	Optum Lifeprint Hcclaimpmt 091000015273315 TRN*1*5273315*1272337487~
	10/19	1,559.48	Aetna AS01 Hcclaimpmt 1184003220 TRN*1*818289570002203*1066033492\
	10/19	1,041.99	Bcbs of Arizona Hcclaimpmt 181017 1184003220 TRN*1*305960565*1860004538\
	10/19	391.47	Aetna H09 Hcclaimpmt 1184003220 TRN*1*161016180006303*1066033492\
	10/19	362.26	Noridian Azutmt Hcclaimpmt 181018 1184003220 TRN*1*890831195*1450173185~
	10/19	193.14	Hhp Hcclaimpmt 181019 362703 TRN*1*001270017244758*1611013183\
	10/19	184.47	Hhp Hcclaimpmt 181019 362703 TRN*1*001270017242780*1611013183\
	10/22	50.00	Merchant Service Merch Dep 181020 8029396648 Superstition Fire and
	10/22	879.60	Mercy Care Plan Hcclaimpmt 181019 00145658 TRN*1*5035102*1860527381*Altcs General\
	10/22	514.45	Humana Ins CO Hcclaimpmt 181022 362703 TRN*1*001290040252161*1391263473\
	10/22	400.73	Hhp Hcclaimpmt 181022 362703 TRN*1*001270017247776*1611013183\
	10/22	20.00	Pnp Billpayment 101718Sett 181022 6500 Apache Junction Fire D
	10/23	1,249.06	Bcbs of Arizona Hcclaimpmt 181019 1184003220 TRN*1*306060349*1860004538\
	10/23	404.33	Hhp Hcclaimpmt 181023 362703 TRN*1*001270017252634*1611013183\
	10/24	1,736.75	Mercy Care Plan Hcclaimpmt 181023 00145658 TRN*1*5037088*1860527381*Ahcccs Acute\
	10/25	1,124.15	Aetna A04 Hcclaimpmt 1184003220 TRN*1*818295540002187*1066033492\
	10/26	458.93	Merchant Service Merch Dep 181025 8029396648 Superstition Fire and
	10/29	207.22	Merchant Service Merch Dep 181027 8029396648 Superstition Fire and
	10/29	1,230.80	Bcbs of Arizona Hcclaimpmt 181025 1184003220 TRN*1*306362246*1860004538\
	10/29	180.14	Hhp Hcclaimpmt 181029 362703 TRN*1*001270017266439*1611013183\
	10/30	220.10	Merchant Service Merch Dep 181029 8029396648 Superstition Fire and
	10/30	20,135.09	Noridian Azutmt Hcclaimpmt 181027 1184003220 TRN*1*890861361*1450173185~
	10/30	118.44	Hhp Efpayment 181030 362703 TRN*1*001270017270619*1611013183\
	10/31	53,250.00	WT Seq#92505 Superstition Fire & Med /Org=Superstition Fire & Medical Distri Srf# Gb00000020114991 Trn#181031092505 Rfb# 258

WELLS FARGO

Electronic deposits/bank credits *(continued)*

Effective date	*Posted date*	*Amount*	*Transaction detail*
	10/31	16,245.66	Noridian Azutmt Hcclaimpmt 181030 1184003220 TRN*1*890865662*1450173185~
	10/31	488.12	Hhp Hcclaimpmt 181031 362703 TRN*1*001270017283271*1611013183\
	10/31	408.85	Aetna H09 Hcclaimpmt 1184003220 TRN*1*161026180007135*1066033492\
		$231,253.60	**Total electronic deposits/bank credits**
		$231,253.60	**Total credits**

Debits

Electronic debits/bank debits

Effective date	*Posted date*	*Amount*	*Transaction detail*
	10/02	278.25	Merchant Service Merch Fee 180930 8029396648 Superstition Fire and
	10/04	36,910.00	WT Seq#71844 Pinal County Treasurer /Bnf=Pinal County Master Srf# Gw00000019489741 Trn#181004071844 Rfb# 251
	10/04	540.00	WT Seq#71837 Pinal County Treasurer /Bnf=Pinal County Master Srf# Gw00000019489328 Trn#181004071837 Rfb# 250
	10/11	47,340.00	WT Seq#96256 Pinal County Treasurer /Bnf=Pinal County Master Srf# Gw00000019646256 Trn#181011096256 Rfb# 253
	10/18	46,250.00	WT Seq100888 Pinal County /Bnf=Pinal County Master Srf# Gw00000019815281 Trn#181018100888 Rfb# 256
	10/18	20.00	WT Seq100878 Pinal County /Bnf=Pinal County Master Srf# Gw00000019813843 Trn#181018100878 Rfb# 255
	10/31	103,030.00	WT Seq#92594 Pinal County /Bnf=Pinal County Master Srf# Gw00000020114992 Trn#181031092594 Rfb# 259
	10/31	20.00	WT Seq#92445 Pinal County /Bnf=Pinal County Master Srf# Gw00000020115301 Trn#181031092445 Rfb# 257
		$234,388.25	**Total electronic debits/bank debits**
		$234,388.25	**Total debits**

Daily ledger balance summary

Date	*Balance*	*Date*	*Balance*	*Date*	*Balance*
09/30	3,143.43	10/11	3.82	10/23	7,254.53
10/01	5,795.12	10/12	5,735.67	10/24	8,991.28
10/02	7,767.51	10/15	7,163.00	10/25	10,115.43
10/03	14,068.47	10/16	7,363.00	10/26	10,574.36
10/04	8.47	10/17	11,041.25	10/29	12,192.52
10/05	855.55	10/18	3.55	10/30	32,666.15
10/09	18,835.36	10/19	3,736.36	10/31	8.78
10/10	25,927.14	10/22	5,601.14		

Average daily ledger balance **$7,689.28**

©2010 Wells Fargo Bank, N.A.
All rights reserved. Member FDIC.

Commercial Checking Acct Public Funds

WELLS FARGO

SUPERSTITION FIRE & MEDICAL DISTRICT
TRANSPORT LOCKBOX ACCOUNT
565 N IDAHO RD
APACHE JUNCTION AZ 85119-4014

Questions?

Call your Customer Service Officer or Client Services
1-800-AT WELLS (1-800-289-3557)
5:00 AM TO 6:00 PM Pacific Time Monday - Friday

Online: *wellsfargo.com*

Write: Wells Fargo Bank, N.A. (182)
PO Box 63020
San Francisco, CA 94163

Account summary

Commercial Checking Acct Public Funds

Account number	*Beginning balance*	*Total credits*	*Total debits*	*Ending balance*
4797829967	$2,130.53	$129,192.32	-$130,580.00	$742.85

L

Credits

Deposits

Effective date	*Posted date*	*Amount*	*Transaction detail*
	10/01	10,556.13	Wholesale Lockbox Deposit Los Angeles Box 845500 Deposit 1
	10/02	10,656.91	Wholesale Lockbox Deposit Los Angeles Box 845500 Deposit 1
	10/04	2,481.54	Wholesale Lockbox Deposit Los Angeles Box 845500 Deposit 1
	10/05	4,821.37	Wholesale Lockbox Deposit Los Angeles Box 845500 Deposit 1
	10/09	11,777.36	Wholesale Lockbox Deposit Los Angeles Box 845500 Deposit 1
	10/10	660.84	Wholesale Lockbox Deposit Los Angeles Box 845500 Deposit 1
	10/11	12,906.54	Wholesale Lockbox Deposit Los Angeles Box 845500 Deposit 1
	10/12	2,449.46	Wholesale Lockbox Deposit Los Angeles Box 845500 Deposit 1
	10/15	10,377.26	Wholesale Lockbox Deposit Los Angeles Box 845500 Deposit 1
	10/16	7,914.41	Wholesale Lockbox Deposit Los Angeles Box 845500 Deposit 1
	10/17	675.19	Wholesale Lockbox Deposit Los Angeles Box 845500 Deposit 1
	10/18	30.00	Wholesale Lockbox Deposit Los Angeles Box 845500 Deposit 1
	10/19	3,353.87	Wholesale Lockbox Deposit Los Angeles Box 845500 Deposit 1
	10/22	11,956.22	Wholesale Lockbox Deposit Los Angeles Box 845500 Deposit 1
	10/23	4,617.68	Wholesale Lockbox Deposit Los Angeles Box 845500 Deposit 1
	10/24	806.60	Wholesale Lockbox Deposit Los Angeles Box 845500 Deposit 1
	10/25	6,242.56	Wholesale Lockbox Deposit Los Angeles Box 845500 Deposit 1
	10/26	2,597.39	Wholesale Lockbox Deposit Los Angeles Box 845500 Deposit 1
	10/29	19,624.08	Wholesale Lockbox Deposit Los Angeles Box 845500 Deposit 1

WELLS FARGO

***Deposits** (continued)*

Effective date	*Posted date*	*Amount*	*Transaction detail*
	10/30	3,948.18	Wholesale Lockbox Deposit Los Angeles Box 845500 Deposit 1
	10/31	738.73	Wholesale Lockbox Deposit Los Angeles Box 845500 Deposit 1
		$129,192.32	**Total deposits**
		$129,192.32	**Total credits**

Debits

Electronic debits/bank debits

Effective date	*Posted date*	*Amount*	*Transaction detail*
	10/04	23,340.00	WT Seq#71825 Superstition Fire & Med /Bnf=Superstition Fire & Medical Distri Srf# Gb00000019489737 Trn#181004071825 Rfb# 249
	10/11	19,740.00	WT Seq#96211 Superstition Fire & Med /Bnf=Superstition Fire & Medical Distri Srf# Gb00000019646048 Trn#181011096211 Rfb# 252
	10/18	34,250.00	WT Seq100863 Superstition Fire & Med /Bnf=Superstition Fire & Medical Distri Srf# Gb00000019813840 Trn#181018100863 Rfb# 254
	10/31	53,250.00	WT Seq#92505 Superstition Fire & Med /Bnf=Superstition Fire & Medical Distri Srf# Gb00000020114991 Trn#181031092505 Rfb# 258
		$130,580.00	**Total electronic debits/bank debits**
		$130,580.00	**Total debits**

Daily ledger balance summary

Date	*Balance*	*Date*	*Balance*	*Date*	*Balance*
09/30	2,130.53	10/12	15,360.68	10/23	20,035.31
10/01	12,686.66	10/15	25,737.94	10/24	20,841.91
10/02	23,343.57	10/16	33,652.35	10/25	27,084.47
10/04	2,485.11	10/17	34,327.54	10/26	29,681.86
10/05	7,306.48	10/18	107.54	10/29	49,305.94
10/09	19,083.84	10/19	3,461.41	10/30	53,254.12
10/10	19,744.68	10/22	15,417.63	10/31	742.85
10/11	12,911.22				

Average daily ledger balance **$18,349.80**

©2010 Wells Fargo Bank, N.A.
All rights reserved. Member FDIC.

11/1/18
3:22:07 PM

Superstition Fire & Medical District

Balance Sheet

As of 10/31/2018

FUND: (150) Not Defined

Assets

Current Assets		
Fund Cash (Transport)	$727,483.93	
Payroll Account (Transport)	(474,897.03)	
Total Current Assets		$252,586.90 M
Total Assets		$252,586.90

Liabilities and Equity

Current Liabilities		
Sales Tax Payable	$6.30	
Voluntary Long Term Disability Ins	(404.34)	
Voluntary Supplemental Life Insurance	(40.63)	
Due To Other Funds	2,291,422.98	
Total Current Liabilities		$2,290,984.31
Total Liabilities		$2,290,984.31
Equity		
Fund Balance - Transport Fund	$(2,063,982.43)	
Current Year Profit/Loss	25,585.02	
Total Equity		(2,038,397.41)
Total Liabilities and Equity		$252,586.90

Corporate Card Statement of Account

Sign-up For Online Statements
www.americanexpress.com/checkyourbill

Prepared For
BARBARA DUFFEL
SUPERSTITION FIRE

Account Number
XXXX-XXXXX4-21002

Closing Date
09/28/18

Previous Balance $	New Charges $	Other Debits $	Payments $	Other Credits $	Balance Due $	Please Pay By 10/13/18
459.44	548.12	0.00	459.44	100.40	447.72	For important information regarding your account refer to page 2.

Payment is due in full. Please pay by 10/13/18 to allow time for your payment to be received by us and credited to your account.

To manage your Account online or to pay your bill, please visit us at corp.americanexpress.com. For additional contact information, please see the reverse side of this page.

Corporate Card Snapshot

Card Number	Card	New Charges + Other Debits	Payments + Other Credits
XXXX-XXXXX4-21002	BARBARA DUFFEL	0.00	-459.44
XXXX-XXXXX4-21010	ROGER WOOD	548.12	-100.40
	Total	548.12	-559.84

Activity

Date reflects either transaction or posting date

Card Number XXXX-XXXXX4-21002

		Reference Code	Amount $
09/09/18	PAYMENT RECEIVED - THANK YOU - 09/09	04012000000	255.05
09/09/18	PAYMENT RECEIVED - THANK YOU - 09/09	04012000000	204.39

Total for BARBARA DUFFEL

New Charges/Other Debits	0.00
Payments/Other Credits	-459.44

150F (N)

$136.18

VENDOR # Amerexp
ACCOUNT #
APPROVAL
DATE PAID 10/17/18
WARRANT # 2149

Please fold on the perforation below, detach and return with your payment

Do not staple or use paper clips

Payment Coupon

Account Number
3787-504894-21002

Payable upon receipt in U.S. Dollars.

Please Pay By 10/13/18

Enter 15 digit account number on all payments.

Amount Due $447.72

Checks or drafts must be drawn against banks located in the U.S.

Check here if address, telephone number, or e-mail address has changed. Note changes on reverse side.

BARBARA DUFFEL
SUPERSTITION FIRE
565 N IDAHO RD
APACHE JUNCTION AZ 85119

Mail Payment to:

AMERICAN EXPRESS
BOX 0001
LOS ANGELES CA 90096-8000

000037875048942100 2 000044772000054812 28HH

Activity Continued

Card Number XXXX-XXXXX4-21010

		Reference Code	Amount $
08/28/18	AMZN MKTP US AMZN.COM/BILL WA REF# 7BUYT7LE47Z BOOK STORES 08/27/18	16307	26.49
09/06/18	AMAZON PRIME AMZN.COM/BILL WA REF# 5L2AFAJCHV7 SHIPPINGCLUB 09/06/18	100F 16405 8695 150F 16406 4347	130.42
09/14/18	AMZN MKTP US*MT3Q29F AMZN.COM/BILL WA REF# 55E1RDMZII8 BOOK STORES 09/13/18	100F 16328 772 150F 16329 386	11.58
09/14/18	AMZN MKTP US*MT2EI9C AMZN.COM/BILL WA REF# 7JS1EJKJU3M BOOK STORES 09/13/18	100F 16328 785 150F 16329 390	11.70
09/14/18	AMZN MKTP US*MT1WB8F AMZN.COM/BILL WA REF# 16TU0A3B8FO BOOK STORES 09/13/18	100F 16328 3533 150F 16329 1766	52.99
09/16/18	AMZN MKTP US*MT2BO1F AMZN.COM/BILL WA REF# 5GNET4YDIXY BOOK STORES 09/15/18	100F 16328 8108 150F 16329 5409	162.27
09/18/18	AMZN MKTP US*MT91A0Z AMZN.COM/BILL WA REF# 3XP4AUWLW7K BOOK STORES 09/17/18	100F 16375 1448 150F 16376 723	21.71
09/18/18	AMAZON PRIME AMZN.COM/BILL WA REF# 27MU9LSDADI SHIPPINGCLUB 09/18/18	16328	14.24
09/19/18	AMZN MKTP US*MT0589N AMZN.COM/BILL WA REF# GETLL8FE7NC BOOK STORES 09/17/18	100F 16328 1103 150F 16329 551	16.54
09/20/18	AMZN MKTP US AMZN.COM/BILL WA REF# 3KFEC1JOKGY DIRECT MKTG MISC 09/20/18	100F 16328 -785 150F 16329 -392	-11.70 Credit
09/20/18	AMZN MKTP US AMZN.COM/BILL WA REF# 5PMEV7OW6WQ DIRECT MKTG MISC 09/20/18	100F 16328 -769 150F 16329 -384	-11.54 Credit
09/21/18	AMZN MKTP US*MT6WZ6J AMZN.COM/BILL WA REF# 40HNZ8JR7BI BOOK STORES 09/20/18	16375	15.22
09/21/18	AMZN MKTP US*MT8JP73 AMZN.COM/BILL WA REF# 5IN5430AIGD BOOK STORES 09/21/18	100F 16375 1065 150F 16376 533	15.98
09/21/18	AMZN MKTP US*MT64M63 AMZN.COM/BILL WA REF# 32J7QHMF5W2 BOOK STORES 09/21/18	100F 16328 4038 150F 16329 2019	60.57
09/21/18	AMZN MKTP US AMZN.COM/BILL WA REF# 5RCVSFA0NVY DIRECT MKTG MISC 09/21/18	100F 16328 -772 150F 16329 -386	-11.58 Credit
09/21/18	AMZN MKTP US AMZN.COM/BILL WA REF# 5REP1PH3W7O DIRECT MKTG MISC 09/21/18	100F 16328 -3203 150F 16329 -1602	-48.05 Credit
09/24/18	AMZN MKTP US AMZN.COM/BILL WA REF# 201OK361GRI DIRECT MKTG MISC 09/24/18	100F 16328 1169 150F 16329 584	-17.53 Credit
09/25/18	AMZN MKTP US*MT2YS7A AMZN.COM/BILL WA REF# 418CY1O99C9 BOOK STORES 09/20/18	16401a	8.41

Total for ROGER WOOD

New Charges/Other Debits	548.12
Payments/Other Credits	-100.40

ink. from CHASE

Manage your account online: www.chase.com/ink

Customer Service: 1-800-945-2028

Mobile: Download the Chase Mobile® app today



New Balance
$12,828.83

Minimum Payment Due
$2,565.00

Payment Due Date
11/04/18

Late Payment Warning: If we do not receive your minimum payment by the due date, you may have to pay up to a $39 late fee.

Minimum Payment Warning: Enroll in Auto-Pay and avoid missing a payment. To enroll, call the number on the back of your card or go to the web site listed above.

ACCOUNT SUMMARY

Account Number: 4246 3152 5232 6481		
Previous Balance		$22,331.86
Payment, Credits		$22,414.69
Purchases		+$12,911.66
Cash Advances		$0.00
Balance Transfers		$0.00
Fees Charged		$0.00
Interest Charged		$0.00
New Balance		$12,828.83
Opening/Closing Date	09/11/18	10/10/18
Credit Limit		$50,000
Available Credit		$37,171
Cash Access Line		$10,000
Available for Cash		$10,000
Past Due Amount		$0.00
Balance over the Credit Limit		$0.00

150F

0

10/17/18

2459

$514.11

0000001 FIS33339 C 1 Y 9 10 18/10/10 Page 1 of 3 06630 MA DA 13138 28310000010001313801

CHASE ink.

P.O. BOX 15123
WILMINGTON, DE 19850-5123
For Undeliverable Mail Only

Get updates on the go
Log on to chase.com/alerts

4246315252326481002565000128288300000002

Payment Due Date:	11/04/18
New Balance:	$12,828.83
Minimum Payment:	$2,565.00

Account number: 4246 3152 5232 6481

$_____ Amount Enclosed
Make/Mail to Chase Card Services at the address below:

13138 BEX 9 28318 C
ROGER WOOD
SUPERSTITION FIRE
565 N IDAHO RD
APACHE JUNCTION AZ 85119-4014

CARDMEMBER SERVICE
PO BOX 6294
CAROL STREAM IL 60197-6294

500016028 15952523264815

ACCOUNT ACTIVITY

Date of Transaction	Merchant Name or Transaction Description	$ Amount
09/15	Payment ThankYou Image Check	-566.95
09/15	Payment ThankYou Image Check ROGER WOOD TRANSACTIONS THIS CYCLE (CARD 6481) $19558.86- INCLUDING PAYMENTS RECEIVED	-18,991.91
09/28	JACKS AUTO PARTS WALDEN CO	52.85
09/24	WAL-MART #869 ALAMOSA CO	11.37
09/24	OREILLY AUTO #4790 LEADVILLE CO	47.01
09/23	RT 66 TRAVEL CENTER ALBUQUERQUE NM	103.00
09/24	SUBWAY 03212982 KREMMLING CO	19.97
09/24	HOLIDAY INN HOTEL AND SU ALBUQUERQUE NM	108.68
09/24	HOLIDAY INN HOTEL AND SU ALBUQUERQUE NM	108.68
09/24	IHOP #2136 ALAMOSA CO	29.74
09/27	JACKS AUTO PARTS WALDEN CO	6.10
09/27	JACKS AUTO PARTS WALDEN CO	8.92
09/27	JACKS AUTO PARTS WALDEN CO	71.59
09/27	TIMBERLINE BUILDER WALDEN CO	31.93
09/27	JACKS AUTO PARTS WALDEN CO	3.66
09/28	JACKS AUTO PARTS WALDEN CO	21.09
10/03	JACKS AUTO PARTS WALDEN CO	17.77
10/04	TIMBERLINE BUILDER WALDEN CO	7.54
10/06	OREILLY AUTO #4790 LEADVILLE CO	17.09
10/06	JADE GARDEN BUENA VISTA CO	23.90
10/07	CRACKER BARREL #362 GALLU GALLUP NM	20.12
10/06	APPLEBEES GALL46246179 GALLUP NM	53.01
10/07	HAMPTON INN AND SUITES GALLUP NM	106.51
10/07	HAMPTON INN AND SUITES GALLUP NM	106.51
	HOWARD LOGSDON TRANSACTIONS THIS CYCLE (CARD 6515) $870.74	
10/01	Arizona Fire Chiefs Assoc 623-581-8596 AZ	425.00
10/04	Arizona Fire Chiefs Assoc 623-581-8596 AZ	425.00
10/04	Arizona Fire Chiefs Assoc 623-581-8596 AZ	425.00
10/04	Arizona Fire Chiefs Assoc 623-581-8596 AZ	425.00
10/04	Arizona Fire Chiefs Assoc 623-581-8596 AZ	425.00
10/04	Arizona Fire Chiefs Assoc 623-581-8596 AZ	425.00
	MARK GOMEZ TRANSACTIONS THIS CYCLE (CARD 6531) $2550.00	
09/11	AMZN Mktp US Amzn.com/bill WA	17.99
09/13	AMZN Mktp US Amzn.com/bill WA	68.91
	JEFF CRANMER TRANSACTIONS THIS CYCLE (CARD 6549) $86.90	
09/15	PORTERS MEDFORD OR	41.00
09/16	ELMER'S RESTAURANT MEDFORD OR	18.48
09/16	AMERICAN AIR0010268187267 FORT WORTH TX 091618 1 Y EBC FEE	60.00
09/17	COURTYARD BY MARRIOTT MEDFORD OR	103.04
	BILL TAVARES TRANSACTIONS THIS CYCLE (CARD 6556) $222.52	
09/13	ID CARDS INSTANTCARD HTTPSWWW.INST MD	160.00
09/28	CHANNING BETE CO AHA 800-828-2827 MA	947.94
10/02	SQ *A2Z FLOWERS LLC gosq.com AZ	100.00
10/03	AZ BOARD OF PHARMACY 602-771-2740 AZ	200.25
10/04	USPS PO 0302690180 APACHE JUNCTI AZ	24.26
	KELLY BARTZ TRANSACTIONS THIS CYCLE (CARD 6598) $1432.45	
09/11	LYNDA.COM, INC. 888-3359632 CA	375.00
10/04	FLICKR PRO 2 YEARS 650-265-0400 CA	99.98
	DANIEL MCKINNEY TRANSACTIONS THIS CYCLE (CARD 6614) $474.98	
09/18	DNH*GODADDY.COM 480-5058855 AZ	95.88
10/01	DNH*GODADDY.COM 480-5058855 AZ	657.47
10/03	DNH*GODADDY.COM 480-5058855 AZ	169.99
10/04	DNH*GODADDY.COM 480-5058855 AZ	74.99
	ANNA BUTEL TRANSACTIONS THIS CYCLE (CARD 6655) $998.33	
09/15	MYSECURITYP 402-935-7733 MN	-29.98
09/12	AMZN Mktp US Amzn.com/bill WA	21.99

ACCOUNT ACTIVITY (CONTINUED)

Date of Transaction	Merchant Name or Transaction Description	$ Amount
09/13	MYSECURITYP 402-935-7733 MN	29.98
09/13	AMZN Mktp US Amzn.com/bill WA	61.16
09/14	OFFICE DEPOT #5101 800-463-3768 AZ	8.68
09/14	OFFICE DEPOT #5101 800-463-3768 AZ	21.46
09/19	OFFICE DEPOT #5101 800-463-3768 AZ	43.65
09/20	Amazon.com Amzn.com/bill WA	66.98
09/21	AMZN Mktp US*MT70H5JU0 Amzn.com/bill WA	29.99
09/24	COSTCO *BUS CENTER 827 602-274-4651 AZ	284.50
09/24	ANIMAL CARE EQUIPMENT AND 303-2988892 CO	331.56
09/24	COSTCO *BUS CENTER 827 602-274-4651 AZ	569.00
09/27	SUMMIT SIGN AND SAFETY 800-786-4035 FL	580.62
09/29	AMZN Mktp US*MT4Q785O2 Amzn.com/bill WA	109.95
09/27	THE HOME DEPOT 404 MESA AZ	41.19
09/30	AMZN Mktp US*MT24K9MN0 Amzn.com/bill WA	79.90
10/03	AMZN Mktp US*MT1SI2Q82 Amzn.com/bill WA	66.98
10/06	Amazon.com*MT6YG8S11 Amzn.com/bill WA	13.99
10/07	ADOBE *ACROPRO SUBS 800-833-6687 CA	16.43
10/08	FEDEX 451263644 800-4633339 TN	18.88
	VAUGHN CROSHAW TRANSACTIONS THIS CYCLE (CARD 0687) $2366.91	
07/10	WWW.ALIBABA.COM DELAWARE DE	-2,587.70
09/11	PURCH INTEREST CREDIT ADJUST	-26.48
09/10	PURCH INTEREST CREDIT ADJUST	-158.62
09/13	FOREMOST MEDICAL EQUIP 585-586-4880 NY	3,110.00
09/19	ALERT ALL CORP 800-2537825 PA	716.00
	TINA GEROLA TRANSACTIONS THIS CYCLE (CARD 6473) $1053.00	

2018 Totals Year-to-Date	
Total fees charged in 2018	$0.00
Total interest charged in 2018	$185.80

Year-to-date totals do not reflect any fee or interest refunds you may have received.

QUALIFIED PROMOTIONAL FINANCING

Description	Total Qualified Amount	Remaining Balance	Expiration Date	Annual Percentage Rate (APR)	Deferred Interest	Accrued Deferred Interest	Promo Min Pay
Qualified promo trans	$11,899.73	$0.00	----	0.00%	----	----	----

INTEREST CHARGES

Your **Annual Percentage Rate (APR)** is the annual interest rate on your account.

Balance Type	Annual Percentage Rate (APR)	Balance Subject To Interest Rate	Interest Charges
PURCHASES			
Purchases	12.24%(v)(d)	- 0 -	- 0 -
CASH ADVANCES			
Cash Advances	21.24%(v)(d)	- 0 -	- 0 -
BALANCE TRANSFERS			
Balance Transfer	12.24%(v)(d)	- 0 -	- 0 -

30 Days in Billing Period

(v) = Variable Rate
(d) = Daily Balance Method (including new transactions)
(a) = Average Daily Balance Method (including new transactions)

Please see Information About Your Account section for the Calculation of Balance Subject to Interest Rate, Annual Renewal Notice, How to Avoid Interest on Purchases, and other important information, as applicable.

Superstition Fire & Medical District
Monthly Pinal County Treasurer's Bank Account Reconciliation

200 Capital Projects Fund

Reconciliation References:

A Previous month's bank ending balance / current month's bank beginning balance
B Interest Income
C Current month's property tax receipts (real and personal)
D Current month's Accounts Payable disbursements
E Current month's bank ending balance
F Cash Balance per G/L Balance Sheet

Superstition Fire & Medical District
Capital Project (Fund 200) Cash Reconciliation
Fiscal Year 2018 - 2019
10/31/2018

		Deposits (Cash Receipts)	Cash Disbursements	Book Balance	
Book Balance as of:	10/1/2018			$441,445.62	A
Activity During the Month					
Journal Entries:					
Interest Income (Expense):		1,345.11		1,345.11	B
Deposits				-	
Revenue Transfer				-	
Cash Receipts					
2017 Real Estate Taxes		1,075.19		1,075.19	C
2018 Real Estate Taxes		310,777.68		310,777.68	C
2017 Pers. Prop. Taxes		162.81		162.81	C
2018 Pers. Prop. Taxes		22,556.22		22,556.22	C
SRP Contributions				-	
Cash Disbursements					
A) Accounts Payable			(96,571.97)	(96,571.97)	D
B) Transfer In / Out				-	
C) Refund Interest				0.00	
		$335,917.01	(96,571.97)	$680,790.66	

Pinal County Bank Balance

Ending Bank Balance as of:	10/31/2018	Balance from YTD Column	$ 680,790.66	E
		Check #		
Less: Outstanding Warrants			-	
			-	
			$ 680,790.66	
Balance per B/S			$ 680,790.66	F
Difference			$ -	

Prepared by: [signature] 11/1/18

Reviewed by: Roger Wood 11/5/18

Pinal County Treasurer

Monthly Statement

Date Range: 10/1/2018 to 10/31/2018

Account	Period	YTD		
6116421101	**Superstition Fire & Medical Dist Capital Projects**			
Begin Balance:	A 441,445.62	1,193,754.79		
Income:	335,917.01	442,999.75		
LOC Advance:	.00	.00		
Expense:	(96,571.97)	(955,963.88)	LOC:	.00
LOC Payments:	.00	.00	Warrants Outstanding:	.00
Cash Balance:	E 680,790.66	680,790.66	End:	680,790.66

Monthly Statement Summary

Source Code	Description		MTDAmount	YTDAmount
6116421101 Superstition Fire & Medical Dist Capital Projects		**Beginning Balance:**	441,445.62	1,193,754.79
11100.2017	2017 Real Estate Taxes	C	1,075.19	4,291.39
11100.2018	2018 Real Estate Taxes	$334,571.90	310,777.68	393,938.70
12100.2017	2017 Personal Property Taxes		162.81	890.17
12100.2018	2018 Personal Property Taxes		22,556.22	37,257.35
21100.40	Wells Fargo Bank Investment Interest		.22	9.96
21100.41	Wells Fargo Repo Investment Interest		8.21	681.60
21100.43	Wells Fargo Trust Investment Interest	B	6.46	55.31
21100.46	Wells Fargo Investment Investment Interest	$1,345.11	394.48	1,364.86
21100.55	Multi-Bank Securities Investment Interest		68.19	291.52
21100.70	Vining Sparks Investment Interest		682.71	2,366.40
21100.80	Stifel Nicolaus & Company Investment Interest		184.84	474.15
73750.0	Revenue Transfer		.00	1,378.34
90400.0	Refund Interest		.00	(.05)
90930.0	Warrants Redeemed	D	(96,571.97)	(955,963.83)
		Ending Balance:	**680,790.66**	**680,790.66**

Monthly Statement Detail

Date	Notes	Doc #	Amount	C/D
6116421101 Superstition Fire & Medical Dist Capital Projects			**Beginning Balance: 441,445.62**	
11100.2017	2017 Real Estate Taxes		Source Code Total: 1,075.19	
10/01	Tax Distribution	0	10.66	C
10/01	Tax Distribution	0	14.99	C
10/02	Tax Distribution	0	271.41	C
10/03	Tax Distribution	0	2.82	C
10/03	Tax Distribution	0	.18	C
10/03	Tax Distribution	0	10.55	C
10/03	Tax Distribution	0	11.49	C
10/04	Tax Distribution	0	3.41	C
10/05	Tax Distribution	0	9.03	C
10/05	Tax Distribution	0	.17	C
10/05	Tax Distribution	0	18.65	C
10/08	Tax Distribution	0	6.26	C
10/09	Tax Distribution	0	2.86	C
10/09	Tax Distribution	0	7.38	C
10/09	Tax Distribution	0	8.04	C
10/10	Tax Distribution	0	33.85	C
10/10	Tax Distribution	0	33.29	C
10/10	Tax Distribution	0	16.38	C
10/10	Tax Distribution	0	26.62	C
10/11	Tax Distribution	0	.25	C
10/11	Tax Distribution	0	2.82	C
10/11	Tax Distribution	0	.17	C

10/11	Tax Distribution	0	71.63	C
10/12	Tax Distribution	0	1.00	C
10/15	Tax Distribution	0	3.37	C
10/15	Tax Distribution	0	2.85	C
10/15	Tax Distribution	0	89.58	C
10/16	Tax Distribution	0	16.05	C
10/17	Tax Distribution	0	25.60	C
10/18	Tax Distribution	0	1.64	C
10/18	Tax Distribution	0	12.78	C
10/22	Tax Distribution	0	.18	C
10/22	Tax Distribution	0	34.14	C
10/22	Tax Distribution	0	4.92	C
10/23	Tax Distribution	0	.31	C
10/23	Tax Distribution	0	23.19	C
10/24	Tax Distribution	0	11.58	C
10/24	Tax Distribution	0	37.00	C
10/25	Tax Distribution	0	8.99	C
10/25	Tax Distribution	0	17.47	C
10/26	Tax Distribution	0	19.62	C
10/26	Tax Distribution	0	60.13	C
10/26	Tax Distribution	0	2.40	C
10/29	Tax Distribution	0	5.05	C
10/29	Tax Distribution	0	5.79	C
10/30	Tax Distribution	0	.15	C
10/31	Tax Distribution	0	5.43	C
10/31	Tax Distribution	0	18.63	C
10/31	Tax Distribution	0	5.47	C
10/31	Tax Distribution	0	98.96	C
11100.2018 2018 Real Estate Taxes			Source Code Total: 310,777.68	
10/01	Tax Distribution	0	5,294.77	C
10/01	Tax Distribution	0	(7.76)	C
10/01	Tax Distribution	0	769.55	C
10/01	Tax Distribution	0	2,212.20	C
10/01	Tax Distribution	0	1,884.31	C
10/01	Tax Distribution	0	16.77	C
10/02	Tax Distribution	0	4,771.87	C
10/02	Tax Distribution	0	(46.82)	C
10/02	Tax Distribution	0	892.47	C
10/02	Tax Distribution	0	356.71	C
10/02	Tax Distribution	0	716.56	C
10/03	Tax Distribution	0	9,493.67	C
10/03	Tax Distribution	0	1,203.69	C
10/03	Tax Distribution	0	728.78	C
10/03	Tax Distribution	0	1,266.57	C
10/03	Tax Distribution	0	416.03	C
10/03	Tax Distribution	0	89.30	C
10/04	Tax Distribution	0	7,281.37	C
10/04	Tax Distribution	0	601.63	C
10/04	Tax Distribution	0	5.01	C
10/04	Tax Distribution	0	186.85	C
10/04	Tax Distribution	0	1,243.37	C
10/04	Tax Distribution	0	166.83	C
10/05	Tax Distribution	0	3,809.59	C
10/05	Tax Distribution	0	428.30	C
10/05	Tax Distribution	0	1,382.96	C
10/05	Tax Distribution	0	858.70	C
10/05	Tax Distribution	0	232.83	C

Pinal County Treasurer

Monthly Statement

Date Range: 10/1/2018 to 10/31/2018

10/05	Tax Distribution	0	58.39	C
10/08	Tax Distribution	0	106.97	C
10/08	Tax Distribution	0	48.23	C
10/08	Tax Distribution	0	832.54	C
10/08	Tax Distribution	0	97.15	C
10/09	Tax Distribution	0	3,038.94	C
10/09	Tax Distribution	0	533.27	C
10/09	Tax Distribution	0	115.28	C
10/09	Tax Distribution	0	589.85	C
10/09	Tax Distribution	0	1,152.54	C
10/09	Tax Distribution	0	284.86	C
10/09	Tax Distribution	0	749.84	C
10/10	Tax Distribution	0	3,734.35	C
10/10	Tax Distribution	0	1,090.63	C
10/10	Tax Distribution	0	852.26	C
10/10	Tax Distribution	0	1,208.38	C
10/10	Tax Distribution	0	1,038.37	C
10/10	Tax Distribution	0	234.41	C
10/10	Tax Distribution	0	375.30	C
10/11	Tax Distribution	0	1,110.09	C
10/11	Tax Distribution	0	1,420.81	C
10/11	Tax Distribution	0	1,653.60	C
10/11	Tax Distribution	0	203.54	C
10/11	Tax Distribution	0	476.75	C
10/12	Tax Distribution	0	(31.68)	C
10/12	Tax Distribution	0	30.13	C
10/12	Tax Distribution	0	970.96	C
10/12	Tax Distribution	0	1,171.57	C
10/12	Tax Distribution	0	585.74	C
10/12	Tax Distribution	0	574.28	C
10/12	Tax Distribution	0	117.34	C
10/15	Tax Distribution	0	(22.70)	C
10/15	Tax Distribution	0	943.09	C
10/15	Tax Distribution	0	1,496.22	C
10/15	Tax Distribution	0	1,157.61	C
10/15	Tax Distribution	0	7.11	C
10/16	Tax Distribution	0	(5.92)	C
10/16	Tax Distribution	0	2,560.95	C
10/16	Tax Distribution	0	467.05	C
10/16	Tax Distribution	0	1,791.34	C
10/16	Tax Distribution	0	135.17	C
10/17	Tax Distribution	0	589.96	C
10/17	Tax Distribution	0	1,327.40	C
10/17	Tax Distribution	0	2,468.13	C
10/17	Tax Distribution	0	1,237.67	C
10/17	Tax Distribution	0	267.72	C
10/18	Tax Distribution	0	(25.68)	C
10/18	Tax Distribution	0	404.79	C
10/18	Tax Distribution	0	204.97	C
10/18	Tax Distribution	0	1,391.54	C
10/18	Tax Distribution	0	400.29	C
10/18	Tax Distribution	0	256.21	C
10/19	Tax Distribution	0	1,157.23	C
10/19	Tax Distribution	0	295.52	C
10/19	Tax Distribution	0	425.31	C
10/19	Tax Distribution	0	2,536.14	C
10/19	Tax Distribution	0	157.45	C

Pinal County Treasurer

Monthly Statement

Date Range: 10/1/2018 to 10/31/2018

10/22	Tax Distribution	0	583.52	C
10/22	Tax Distribution	0	33.04	C
10/22	Tax Distribution	0	1,720.23	C
10/22	Tax Distribution	0	821.19	C
10/22	Tax Distribution	0	524.71	C
10/22	Tax Distribution	0	675.76	C
10/23	Tax Distribution	0	832.17	C
10/23	Tax Distribution	0	30,402.22	C
10/23	Tax Distribution	0	361.39	C
10/23	Tax Distribution	0	2,535.38	C
10/23	Tax Distribution	0	192.97	C
10/24	Tax Distribution	0	4,946.89	C
10/24	Tax Distribution	0	(3.80)	C
10/24	Tax Distribution	0	3,141.80	C
10/24	Tax Distribution	0	93,311.91	C
10/24	Tax Distribution	0	1,161.42	C
10/24	Tax Distribution	0	1,207.06	C
10/24	Tax Distribution	0	10.94	C
10/24	Tax Distribution	0	544.98	C
10/24	Tax Distribution	0	97.35	C
10/25	Tax Distribution	0	8,941.52	C
10/25	Tax Distribution	0	(26.69)	C
10/25	Tax Distribution	0	521.69	C
10/25	Tax Distribution	0	351.10	C
10/25	Tax Distribution	0	741.07	C
10/25	Tax Distribution	0	506.23	C
10/25	Tax Distribution	0	1,630.24	C
10/25	Tax Distribution	0	14.73	C
10/26	Tax Distribution	0	1,110.51	C
10/26	Tax Distribution	0	2,126.74	C
10/26	Tax Distribution	0	14.96	C
10/26	Tax Distribution	0	218.77	C
10/26	Tax Distribution	0	124.60	C
10/26	Tax Distribution	0	3,596.85	C
10/29	Tax Distribution	0	5,050.01	C
10/29	Tax Distribution	0	479.02	C
10/29	Tax Distribution	0	7,907.68	C
10/29	Tax Distribution	0	1,051.77	C
10/29	Tax Distribution	0	1,931.73	C
10/29	Tax Distribution	0	1,512.08	C
10/29	Tax Distribution	0	547.13	C
10/30	Tax Distribution	0	2,693.03	C
10/30	Tax Distribution	0	1,444.19	C
10/30	Tax Distribution	0	7,994.60	C
10/30	Tax Distribution	0	113.05	C
10/30	Tax Distribution	0	77.75	C
10/31	Tax Distribution	0	7,258.33	C
10/31	Tax Distribution	0	1,225.74	C
10/31	Tax Distribution	0	11,955.82	C
10/31	Tax Distribution	0	1,407.81	C
10/31	Tax Distribution	0	920.88	C
10/31	Tax Distribution	0	881.12	C
10/31	Tax Distribution	0	1,047.12	C
12100.2017	2017 Personal Property Taxes		Source Code Total: 162.81	
10/02	Tax Distribution	0	.87	C
10/03	Tax Distribution	0	3.27	C
10/03	Tax Distribution	0	1.26	C

Pinal County Treasurer

Monthly Statement

Date Range: 10/1/2018 to 10/31/2018

10/03	Tax Distribution	0	1.00	C
10/03	Tax Distribution	0	4.90	C
10/04	Tax Distribution	0	7.80	C
10/04	Tax Distribution	0	.60	C
10/05	Tax Distribution	0	1.77	C
10/09	Tax Distribution	0	12.29	C
10/09	Tax Distribution	0	.85	C
10/10	Tax Distribution	0	.89	C
10/10	Tax Distribution	0	4.59	C
10/11	Tax Distribution	0	12.38	C
10/12	Tax Distribution	0	.01	C
10/12	Tax Distribution	0	3.52	C
10/15	Tax Distribution	0	4.69	C
10/15	Tax Distribution	0	12.09	C
10/16	Tax Distribution	0	1.10	C
10/17	Tax Distribution	0	3.13	C
10/19	Tax Distribution	0	9.48	C
10/22	Tax Distribution	0	.31	C
10/22	Tax Distribution	0	1.23	C
10/23	Tax Distribution	0	.52	C
10/23	Tax Distribution	0	35.21	C
10/24	Tax Distribution	0	3.20	C
10/24	Tax Distribution	0	10.21	C
10/25	Tax Distribution	0	.26	C
10/25	Tax Distribution	0	.77	C
10/26	Tax Distribution	0	4.02	C
10/29	Tax Distribution	0	1.35	C
10/29	Tax Distribution	0	1.27	C
10/29	Tax Distribution	0	9.84	C
10/29	Tax Distribution	0	3.34	C
10/31	Tax Distribution	0	.22	C
10/31	Tax Distribution	0	4.14	C
10/31	Tax Distribution	0	.43	C
12100.2018 2018 Personal Property Taxes			Source Code Total: 22,556.22	
10/01	Tax Distribution	0	925.55	C
10/01	Tax Distribution	0	(2.50)	C
10/01	Tax Distribution	0	109.69	C
10/01	Tax Distribution	0	124.06	C
10/01	Tax Distribution	0	196.77	C
10/01	Tax Distribution	0	1.80	C
10/02	Tax Distribution	0	1,143.26	C
10/02	Tax Distribution	0	135.09	C
10/02	Tax Distribution	0	83.10	C
10/02	Tax Distribution	0	.96	C
10/02	Tax Distribution	0	670.32	C
10/03	Tax Distribution	0	2,560.63	C
10/03	Tax Distribution	0	38.82	C
10/03	Tax Distribution	0	195.92	C
10/03	Tax Distribution	0	167.45	C
10/03	Tax Distribution	0	14.49	C
10/03	Tax Distribution	0	18.50	C
10/04	Tax Distribution	0	1,076.99	C
10/04	Tax Distribution	0	91.59	C
10/04	Tax Distribution	0	6.08	C
10/04	Tax Distribution	0	149.70	C
10/04	Tax Distribution	0	24.79	C
10/04	Tax Distribution	0	1.09	C

Pinal County Treasurer

Monthly Statement

Date Range: 10/1/2018 to 10/31/2018

10/05	Tax Distribution	0	783.31	C
10/05	Tax Distribution	0	40.49	C
10/05	Tax Distribution	0	141.46	C
10/05	Tax Distribution	0	68.21	C
10/05	Tax Distribution	0	12.36	C
10/05	Tax Distribution	0	6.97	C
10/08	Tax Distribution	0	12.74	C
10/08	Tax Distribution	0	52.36	C
10/08	Tax Distribution	0	101.21	C
10/08	Tax Distribution	0	2.28	C
10/09	Tax Distribution	0	212.87	C
10/09	Tax Distribution	0	48.41	C
10/09	Tax Distribution	0	191.88	C
10/09	Tax Distribution	0	142.29	C
10/09	Tax Distribution	0	11.95	C
10/09	Tax Distribution	0	128.85	C
10/10	Tax Distribution	0	508.72	C
10/10	Tax Distribution	0	130.24	C
10/10	Tax Distribution	0	116.85	C
10/10	Tax Distribution	0	190.76	C
10/10	Tax Distribution	0	181.74	C
10/10	Tax Distribution	0	100.30	C
10/10	Tax Distribution	0	16.68	C
10/11	Tax Distribution	0	116.32	C
10/11	Tax Distribution	0	118.29	C
10/11	Tax Distribution	0	229.96	C
10/11	Tax Distribution	0	1.08	C
10/11	Tax Distribution	0	43.50	C
10/12	Tax Distribution	0	(16.31)	C
10/12	Tax Distribution	0	622.14	C
10/12	Tax Distribution	0	164.47	C
10/12	Tax Distribution	0	177.03	C
10/12	Tax Distribution	0	164.70	C
10/12	Tax Distribution	0	43.62	C
10/12	Tax Distribution	0	35.43	C
10/15	Tax Distribution	0	156.41	C
10/15	Tax Distribution	0	318.12	C
10/15	Tax Distribution	0	183.65	C
10/15	Tax Distribution	0	1.92	C
10/16	Tax Distribution	0	65.07	C
10/16	Tax Distribution	0	205.20	C
10/16	Tax Distribution	0	23.80	C
10/17	Tax Distribution	0	(9.59)	C
10/17	Tax Distribution	0	13.87	C
10/17	Tax Distribution	0	186.16	C
10/17	Tax Distribution	0	208.80	C
10/17	Tax Distribution	0	159.84	C
10/17	Tax Distribution	0	35.29	C
10/18	Tax Distribution	0	41.23	C
10/18	Tax Distribution	0	23.57	C
10/18	Tax Distribution	0	91.99	C
10/18	Tax Distribution	0	176.21	C
10/18	Tax Distribution	0	52.93	C
10/18	Tax Distribution	0	19.69	C
10/19	Tax Distribution	0	75.66	C
10/19	Tax Distribution	0	196.05	C
10/19	Tax Distribution	0	272.02	C

Pinal County Treasurer

Monthly Statement

Date Range: 10/1/2018 to 10/31/2018

10/19	Tax Distribution	0	61.20	C
10/22	Tax Distribution	0	58.79	C
10/22	Tax Distribution	0	70.12	C
10/22	Tax Distribution	0	68.56	C
10/22	Tax Distribution	0	101.62	C
10/22	Tax Distribution	0	66.40	C
10/23	Tax Distribution	0	(54.51)	C
10/23	Tax Distribution	0	57.59	C
10/23	Tax Distribution	0	7.47	C
10/23	Tax Distribution	0	60.30	C
10/23	Tax Distribution	0	321.60	C
10/23	Tax Distribution	0	29.16	C
10/24	Tax Distribution	0	570.85	C
10/24	Tax Distribution	0	(4.87)	C
10/24	Tax Distribution	0	662.14	C
10/24	Tax Distribution	0	2.78	C
10/24	Tax Distribution	0	66.27	C
10/24	Tax Distribution	0	108.93	C
10/24	Tax Distribution	0	4.85	C
10/24	Tax Distribution	0	66.47	C
10/24	Tax Distribution	0	10.08	C
10/25	Tax Distribution	0	500.67	C
10/25	Tax Distribution	0	(12.59)	C
10/25	Tax Distribution	0	59.77	C
10/25	Tax Distribution	0	27.89	C
10/25	Tax Distribution	0	115.19	C
10/25	Tax Distribution	0	34.86	C
10/25	Tax Distribution	0	27.64	C
10/26	Tax Distribution	0	314.47	C
10/26	Tax Distribution	0	1,190.94	C
10/26	Tax Distribution	0	60.85	C
10/26	Tax Distribution	0	115.56	C
10/26	Tax Distribution	0	16.46	C
10/26	Tax Distribution	0	6.42	C
10/29	Tax Distribution	0	528.22	C
10/29	Tax Distribution	0	46.08	C
10/29	Tax Distribution	0	1.34	C
10/29	Tax Distribution	0	67.39	C
10/29	Tax Distribution	0	351.55	C
10/29	Tax Distribution	0	174.51	C
10/29	Tax Distribution	0	124.75	C
10/30	Tax Distribution	0	249.10	C
10/30	Tax Distribution	0	(1.62)	C
10/30	Tax Distribution	0	104.82	C
10/30	Tax Distribution	0	9.13	C
10/31	Tax Distribution	0	411.43	C
10/31	Tax Distribution	0	82.92	C
10/31	Tax Distribution	0	56.72	C
10/31	Tax Distribution	0	172.02	C
10/31	Tax Distribution	0	164.25	C
10/31	Tax Distribution	0	35.14	C
10/31	Tax Distribution	0	49.34	C
21100.40 Wells Fargo Bank Investment Interest			Source Code Total: .22	
10/01	Investment Interest	0	.22	C
21100.41 Wells Fargo Repo Investment Interest			Source Code Total: 8.21	
10/01	Investment Interest	0	8.21	C
21100.43 Wells Fargo Trust Investment Interest			Source Code Total: 6.46	

Pinal County Treasurer

Monthly Statement

Date Range: 10/1/2018 to 10/31/2018

10/08	Investment Interest	0	6.46	C
21100.46 Wells Fargo Investment Investment Interest			Source Code Total: 394.48	
10/17	Investment Interest	0	26.07	C
10/29	Investment Interest	0	83.17	C
10/29	Investment Interest	0	105.72	C
10/29	Investment Interest	0	75.30	C
10/30	Investment Interest	0	104.22	C
21100.55 Multi-Bank Securities Investment Interest			Source Code Total: 68.19	
10/01	Investment Interest	0	61.16	C
10/16	Investment Interest	0	7.03	C
21100.70 Vining Sparks Investment Interest			Source Code Total: 682.71	
10/01	Investment Interest	0	165.99	C
10/02	Investment Interest	0	96.87	C
10/17	Investment Interest	0	75.02	C
10/18	Investment Interest	0	89.09	C
10/29	Investment Interest	0	120.97	C
10/29	Investment Interest	0	29.36	C
10/30	Investment Interest	0	105.41	C
21100.80 Stifel Nicolaus & Company Investment Interest			Source Code Total: 184.84	
10/29	Investment Interest	0	65.73	C
10/30	Investment Interest	0	119.11	C
90930.0 Warrants Redeemed			Source Code Total: (96,571.97)	
10/05	Paid Warrants	0	(53.00)	D
10/24	Paid Warrants	0	(73,548.62)	D
10/25	Paid Warrants	0	(17,110.35)	D
10/30	Paid Warrants	0	(5,860.00)	D
6116421101 Superstition Fire & Medical Dist Capital Projects			**Ending Balance: 680,790.66**	

Warrant Detail

Payee Name	Warrant	Amount	Issue Dt	Status Dt	Voucher
6116421101 Superstition Fire & Medical Dist Capital Projects				Account Total: 96,571.97	
Fund: 1107				Fund Total: 96,571.97	
Status: PAID				Status Total: 96,571.97	
CITY OF MESA	1107000526	53.00	09/26/18	10/05/18	
CFR MECHANICAL, LLC	1107000527	5,860.00	10/17/18	10/30/18	
DISCOUNTCELL, INC.	1107000528	17,110.35	10/17/18	10/25/18	
MUNICIPAL EMERGENCY SERV. INC.	1107000529	73,548.62	10/17/18	10/24/18	
	Count	Amount			
Total PAID:	4	96,571.97			

11/1/18
3:21:58 PM

Superstition Fire & Medical District

Balance Sheet

As of 10/31/2018

FUND: (200) Capital Projects Fund

Assets

Current Assets		
Fund Cash - Capital Projects	$680,790.66 (E)	
Due From other funds	1,125,147.68	
Total Current Assets		$1,805,938.34
Total Assets		$1,805,938.34

Liabilities and Equity

Current Liabilities		
Sales Tax Payable	$958.18	
Total Current Liabilities		$958.18
Total Liabilities		$958.18
Equity		
Fund Balance - Capital Projects	$2,314,681.39	
Current Year Profit/Loss	(509,701.23)	
Total Equity		1,804,980.16
Total Liabilities and Equity		$1,805,938.34

Superstition Fire & Medical District
Monthly Pinal County Treasurer's Bank Account Reconciliation

400 Special Revenue Fund

Reconciliation References:

A	Previous month's bank ending balance / current month's bank beginning balance
B	Interest Income
C	Current month's deposits/donations
D	Current month's revenue transfer from 100 Fund
E	Current month's Accounts Payable disbursements
F	Current month's bank ending balance
G	Accounts Payable checks outstanding at month-end
H	Cash Balance per G/L Balance Sheet
I	Chase MasterCard credit card payment – warrant #1105000260 (paid 10/17/18)

Superstition Fire & Medical District
Special Revenue (Fund 400) Cash Reconciliation
Fiscal Year 2018 - 2019
10/31/2018

		Deposits (Cash Receipts)	Cash Disbursements	Book Balance	
Book Balance as of:	10/1/2018			$43,692.01	A
Activity During the Month					
Journal Entries:					
Interest Income (Expense):		68.66		68.66	B
Cash Receipts					
46750	FEMA Grant Receipts			-	
47020	AED Donations			-	
47100	EMS Cardiac Donations			-	
47110	EMS Equipment Donations			-	
47120	Prevention/Pub Ed Donations	10.00		10.00	C
47130	General Donations			-	
Deposits		75.00		75.00	
Revenue Transfer		50.00		50.00	D
Cash Disbursements					
A)	Accounts Payable		(3,185.00)	(3,185.00)	E
B)	Transfer In / Out			-	
C)	Refund Interest			-	
		$203.66	(3,185.00)	$40,710.67	

Pinal County Bank Balance

Ending Bank Balance as of:	10/31/2018	Balance from YTD Column		$ 40,710.67	F
			Check #		
Less: Outstanding Warrants			253	(100.00)	G
				-	
Add: Transfer in transit from 100 Fund				-	
				$ 40,610.67	
Balance per B/S				$ 40,610.67	H
Difference				$ -	

Prepared by: [signature] 11/1/18

Reviewed by: Roger Wood 11/5/18

Pinal County Treasurer

Monthly Statement

Date Range: 10/1/2018 to 10/31/2018

Account	Period	YTD		
6116422901	**Superstition Fire & Medical Dist Special Revenue**			
Begin Balance:	A 43,692.01	50,121.73		
Income:	203.66	14,508.09		
LOC Advance:	.00	.00		
Expense:	(3,185.00)	(23,919.15)	LOC:	.00
LOC Payments:	.00	.00	Warrants Outstanding:	(100.00)
Cash Balance:	F 40,710.67	40,710.67	End:	40,610.67

Monthly Statement Summary

Source Code	Description		MTDAmount	YTDAmount
6116422901 Superstition Fire & Medical Dist Special Revenue		**Beginning Balance:**	43,692.01	50,121.73
21100.40	Wells Fargo Bank Investment Interest		.02	.45
21100.41	Wells Fargo Repo Investment Interest		.77	30.90
21100.43	Wells Fargo Trust Investment Interest		.61	2.90
21100.46	Wells Fargo Investment Investment Interest	B	20.48	57.50
21100.55	Multi-Bank Securities Investment Interest	$68.66	3.39	13.13
21100.70	Vining Sparks Investment Interest		33.71	98.21
21100.80	Stifel Nicolaus & Company Investment Interest		9.68	20.00
73160.0	Deposits	C	85.00	13,860.00
73750.0	Revenue Transfer	D	50.00	425.00
90930.0	Warrants Redeemed	E	(3,185.00)	(23,919.15)
		Ending Balance:	**40,710.67**	**40,710.67**

Monthly Statement Detail

Date	Notes	Doc #	Amount	C/D
6116422901 Superstition Fire & Medical Dist Special Revenue			**Beginning Balance: 43,692.01**	
21100.40 Wells Fargo Bank Investment Interest			Source Code Total: .02	
10/01	Investment Interest	0	.02	C
21100.41 Wells Fargo Repo Investment Interest			Source Code Total: .77	
10/01	Investment Interest	0	.77	C
21100.43 Wells Fargo Trust Investment Interest			Source Code Total: .61	
10/08	Investment Interest	0	.61	C
21100.46 Wells Fargo Investment Investment Interest			Source Code Total: 20.48	
10/17	Investment Interest	0	1.30	C
10/29	Investment Interest	0	4.31	C
10/29	Investment Interest	0	5.50	C
10/29	Investment Interest	0	3.91	C
10/30	Investment Interest	0	5.46	C
21100.55 Multi-Bank Securities Investment Interest			Source Code Total: 3.39	
10/01	Investment Interest	0	3.04	C
10/16	Investment Interest	0	.35	C
21100.70 Vining Sparks Investment Interest			Source Code Total: 33.71	
10/01	Investment Interest	0	7.64	C
10/02	Investment Interest	0	4.53	C
10/17	Investment Interest	0	3.74	C
10/18	Investment Interest	0	4.46	C
10/29	Investment Interest	0	6.27	C
10/29	Investment Interest	0	1.54	C
10/30	Investment Interest	0	5.53	C
21100.80 Stifel Nicolaus & Company Investment Interest			Source Code Total: 9.68	
10/29	Investment Interest	0	3.44	C
10/30	Investment Interest	0	6.24	C
73160.0 Deposits			Source Code Total: 85.00	

Pinal County Treasurer

Monthly Statement

Date Range: 10/1/2018 to 10/31/2018

10/17	400.10.47130.10 S McCarthy/inv 4875/ck 205	0	75.00	C
10/31	400.10.47120.50 C Salisbury/inv 4900/ck 1545	0	10.00	C
73750.0 Revenue Transfer			Source Code Total: 50.00	
10/02	Donation Transfer	0	50.00	C
90930.0 Warrants Redeemed			Source Code Total: (3,185.00)	
10/11	Paid Warrants	0	(75.00)	D
10/24	Paid Warrants	0	(3,110.00)	D
6116422901 Superstition Fire & Medical Dist Special Revenue			**Ending Balance: 40,710.67**	

Warrant Detail

Payee Name	Warrant	Amount	Issue Dt	Status Dt	Voucher
6116422901 Superstition Fire & Medical Dist Special Revenue				Account Total: 3,285.00	
Fund: 1105				Fund Total: 3,285.00	
Status: OUTS				Status Total: 100.00 G	
GEOF SHIVELY	1105000253	100.00	07/25/18	07/25/18	
Status: PAID				Status Total: 3,185.00	
GENE GEHRT	1105000252	75.00	07/18/18	10/11/18	
CHASE	1105000260	I 3,110.00	10/17/18	10/24/18	

	Count	Amount
Total OUTS:	1	100.00
Total PAID:	2	3,185.00

Superstition Fire & Medical District

AR Payment Register (Detail)

Bank ID: Equal To S

Check No. / Payment ID	Payee Name / Customer Name	Invoice No. / Account Number	Amount Paid
BANK: S - SPECIAL REVENUE FUND			
DEPOSIT: 2,430 DATE: 10/17/18			
205	S McCarthy/inv 4875/ck 205	Check	$75.00
	X (DONATION)	Invoice : 004875	$75.00
		CHECK # 205 TOTAL:	$75.00
		DEPOSIT 2,430 TOTAL:	**$75.00**
DEPOSIT: 2,441 DATE: 10/31/18			
1545	C Salisbury/inv 4892/ck 1545	Check	$10.00
	X (DONATION)	Invoice : 004900	$10.00
		CHECK # 1545 TOTAL:	$10.00
		DEPOSIT 2,441 TOTAL:	**$10.00**
		TOTAL FOR BANK ID: S	**$85.00**
		GRAND TOTAL OF ALL CHECKS:	$85.00
		GRAND TOTAL OF ALL CREDIT CARDS:	$0.00
		GRAND TOTAL OF ALL CASH:	$0.00
		GRAND TOTAL OF ALL EFT:	$0.00
		GRAND TOTAL OF ALL PAYMENTS:	**$85.00**
		GRAND TOTAL OF ALL ADJUSTMENTS:	$0.00
		COMBINED TOTAL:	**$85.00**

C

TREASURER AGENCY SERVICES

PINAL • COUNTY

Roger Wood | Superstition Fire & Medical District | Home | Contact Us | Help | Logout

- Inquiry
  - GL Accounts
  - GL Transactions
  - Warrant Search
  - Treasurer Receipts
- Warrant Maintenance
  - Warrant Accounts
  - Add New Warrant
  - Bulk Upload Warrants
- Fund Transfers
  - Fund Transfer
  - Bulk Upload Transfers
- Treasurer Receipts
  - Add New Receipt
  - Upload Receipt File
- Reports
  - Monthly Statement
  - Tax Distribution
  - Top 50 Tax Payers
  - Authority Assessments
  - Authority Tax Payments
  - Warrants Over 1 Year
  - School Summary
  - LOC Advances Summary
  - Tax Adjustments by Auth
- Profile
  - My Profile

New Fund Transfer

Add New Fund Amount

Revenue/Expense: To/From: GL Account:

Amount: Notes:

Add Fund Amount **Fund Amount Added!**

	GL Account	Source	Source Desc	Notes	Amount
	6116421001	73750.0	Revenue Transfer	Donation Transfer	($50.00)
	6116422901	73750.0	Revenue Transfer	Donation Transfer	$50.00

Save New Fund Transfer

© Pinal County Treasurer Home

Pinal County Government Web Disclaimer

11/1/18
3:21:30 PM

Superstition Fire & Medical District

Balance Sheet

As of 10/31/2018

FUND: (400) Special Revenue Fund

Assets

Current Assets		
Fund Cash - Special Revenue Fund	$40,610.67	
Total Current Assets		$40,610.67
Total Assets		$40,610.67

Liabilities and Equity

Current Liabilities		
Sales Tax Payable	$174.16	
Total Current Liabilities		$174.16
Total Liabilities		$174.16
Equity		
Fund Balance - Special Revenue Fund	$50,107.95	
Current Year Profit/Loss	(9,671.44)	
Total Equity		40,436.51
Total Liabilities and Equity		$40,610.67

ink. from CHASE

Manage your account online: www.chase.com/ink

Customer Service: 1-800-945-2028

Mobile: Download the Chase Mobile® app today



New Balance
$12,828.83

Minimum Payment Due
$2,565.00

Payment Due Date
11/04/18

Late Payment Warning: If we do not receive your minimum payment by the due date, you may have to pay up to a $39 late fee.

Minimum Payment Warning: Enroll in Auto-Pay and avoid missing a payment. To enroll, call the number on the back of your card or go to the web site listed above.

ACCOUNT SUMMARY

Account Number: 4246 3152 5232 6481	
Prev Due Balance	$22,331.66
Payment, Credits	$22,414.69
Purchases	+$12,911.86
Cash Advances	$0.00
Balance Transfers	$0.00
Fees Charged	$0.00
Interest Charged	$0.00
New Balance	**$12,828.83**
Opening/Closing Date	09/11/18 - 10/10/18
Credit Limit	$50,000
Available Credit	$37,171
Cash Access Line	$10,000
Available for Cash	$10,000
Past Due Amount	**$0.00**
Balance over the Credit Limit	**$0.00**

400

$ 3,110.00

(I)

10/17/18

260

CHASE ink.

4246315252326481002565000128268300000002

P.O. BOX 15123
WILMINGTON, DE 19850-5123
For Undeliverable Mail Only

Get updates on the go
Log on to chase.com/alerts

Payment Due Date:	11/04/18
New Balance:	$12,828.83
Minimum Payment:	$2,565.00

Account number: 4246 3152 5232 6481

$_____ Amount Enclosed
Make/Mail to Chase Card Services at the address below:

13138 BEX 9 28318 C
ROGER WOOD
SUPERSTITION FIRE
565 N IDAHO RD
APACHE JUNCTION AZ 85119-4014

CARDMEMBER SERVICE
PO BOX 6294
CAROL STREAM IL 60197-6294

5000160 28 159525232 64815

ACCOUNT ACTIVITY

Date of Transaction	Merchant Name or Transaction Description	$ Amount
09/15	Payment ThankYou Image Check	-566.95
09/15	Payment ThankYou Image Check	-18,991.91
	ROGER WOOD	
	TRANSACTIONS THIS CYCLE (CARD 6481) $19558.86-	
	INCLUDING PAYMENTS RECEIVED	
09/26	JACKS AUTO PARTS WALDEN CO	52.85
09/24	WAL-MART #869 ALAMOSA CO	11.37
09/24	OREILLY AUTO #4790 LEADVILLE CO	47.01
09/23	RT 66 TRAVEL CENTER ALBUQUERQUE NM	103.00
09/24	SUBWAY 03212982 KREMMLING CO	19.97
09/24	HOLIDAY INN HOTEL AND SU ALBUQUERQUE NM	108.68
09/24	HOLIDAY INN HOTEL AND SU ALBUQUERQUE NM	108.68
09/24	IHOP #2136 ALAMOSA CO	29.74
09/27	JACKS AUTO PARTS WALDEN CO	6.10
09/27	JACKS AUTO PARTS WALDEN CO	8.82
09/27	JACKS AUTO PARTS WALDEN CO	71.69
09/27	TIMBERLINE BUILDER WALDEN CO	31.93
09/27	JACKS AUTO PARTS WALDEN CO	3.66
09/28	JACKS AUTO PARTS WALDEN CO	21.09
10/03	JACKS AUTO PARTS WALDEN CO	17.77
10/04	TIMBERLINE BUILDER WALDEN CO	7.54
10/06	OREILLY AUTO #4790 LEADVILLE CO	17.09
10/06	JADE GARDEN BUENA VISTA CO	23.90
10/07	CRACKER BARREL #362 GALLU GALLUP NM	20.12
10/06	APPLEBEES GALL46246179 GALLUP NM	53.01
10/07	HAMPTON INN AND SUITES GALLUP NM	106.51
10/07	HAMPTON INN AND SUITES GALLUP NM	106.51
	HOWARD LOGSDON	
	TRANSACTIONS THIS CYCLE (CARD 6515) $870.74	
10/01	Arizona Fire Chiefs Assoc 623-581-8596 AZ 16401	425.00 100F
10/04	Arizona Fire Chiefs Assoc 623-581-8596 AZ 16401	425.00 100F
10/04	Arizona Fire Chiefs Assoc 623-581-8596 AZ 16401	425.00 100F
10/04	Arizona Fire Chiefs Assoc 623-581-8596 AZ 16401	425.00 100F
10/04	Arizona Fire Chiefs Assoc 623-581-8596 AZ 16401	425.00 100F
10/04	Arizona Fire Chiefs Assoc 623-581-8596 AZ 16401	425.00 100F
	MARK GOMEZ	
	TRANSACTIONS THIS CYCLE (CARD 6531) $2550.00	
09/11	AMZN Mktp US Amzn.com/bill WA 100F 16371 8.99 150F 16372 9.00	17.99
09/13	AMZN Mktp US Amzn.com/bill WA 100F 16371 45.94 150F 16372 22.97	68.91
	JEFF CRANMER	
	TRANSACTIONS THIS CYCLE (CARD 6549) $86.90	
09/15	PORTERS MEDFORD OR 16330	41.00 100F
09/16	ELMER'S RESTAURANT MEDFORD OR 16330	18.48 100F
09/16	AMERICAN AIR0010268187287 FORT WORTH TX 16330	60.00 100F
	091618 T Y EBC FEE	
09/17	COURTYARD BY MARRIOTT MEDFORD OR 16330	103.04 100F
	BILL TAVARES	
	TRANSACTIONS THIS CYCLE (CARD 6556) $222.62 16321 16347	
09/13	ID CARDS INSTANTCARD HTTPSWWW.INST MD 100F 120.00 150F 40.00	160.00
09/26	CHANNING BETE CO AHA 800-828-2827 MA 16391	947.94 100F
10/02	SQ *A2Z FLOWERS LLC gosq.com AZ 16385	100.00 100F
10/03	AZ BOARD OF PHARMACY 602-771-2740 AZ 16393	200.26 100F
10/04	USPS PO 0302590190 APACHE JUNCTI AZ 16425	24.26 100F
	KELLY BARTZ	
	TRANSACTIONS THIS CYCLE (CARD 6598) $1432.45	
09/11	LYNDA.COM, INC. 888-3359632 CA 16442	375.00 100F
10/04	FLICKR PRO 2 YEARS 650-265-0400 CA 16442	99.98 100F
	DANIEL MCKINNEY	
	TRANSACTIONS THIS CYCLE (CARD 6614) $474.98	
09/18	DNH*GODADDY.COM 480-5058855 AZ 16338	95.88 100F
10/01	DNH*GODADDY.COM 480-5058855 AZ 16394	657.47 100F
10/03	DNH*GODADDY.COM 480-5058855 AZ	169.99
10/04	DNH*GODADDY.COM 480-5058855 AZ	74.99
	ANNA BUTEL	
	TRANSACTIONS THIS CYCLE (CARD 6655) $998.33	
09/15	MYSECURITYP 402-935-7733 MN 16371	-29.98 100F
09/12	AMZN Mktp US Amzn.com/bill WA 16371	21.99 100F

164216

Ryan Fire

Klondike Fire

ACCOUNT ACTIVITY (CONTINUED)

Date of Transaction	Merchant Name or Transaction Description	$ Amount
09/13	MYSECURITYP 402-935-7733 MN 16371	29.98 100F
09/13	AMZN Mktp US Amzn.com/bill WA 16371	61.16 100F
09/14	OFFICE DEPOT #5101 800-463-3768 AZ 16371	8.68 100F
09/14	OFFICE DEPOT #5101 800-463-3768 AZ 16371	21.46 100F
09/19	OFFICE DEPOT #5101 800-463-3768 AZ 16371	43.65 100F
09/20	Amazon.com Amzn.com/bill WA 100F 16371 4465 150F 16372 2233	66.98
09/21	AMZN Mktp US*MT70H5JU0 Amzn.com/bill WA 16371	29.99 100F
09/24	COSTCO *BUS CENTER 827 602-274-4651 AZ 100F 16371 18966	284.50 150F 16372 9484
09/24	ANIMAL CARE EQUIPMENT AND 303-2988892 CO 16371	331.56 100F
09/24	COSTCO *BUS CENTER 827 602-274-4651 AZ 100F 16371 37933	569.00 150F 16372 18967
09/27	SUMMIT SIGN AND SAFETY 800-786-4035 FL 16371	580.62 100F
09/29	AMZN Mktp US*MT4Q785O2 Amzn.com/bill WA 16371	109.95 100F
09/27	THE HOME DEPOT 404 MESA AZ 16371	41.19 100F
09/30	AMZN Mktp US*MT24K9MN0 Amzn.com/bill WA 100F 16371 5306	79.90 150F 16372 2664
10/03	AMZN Mktp US*MT1SI2Q82 Amzn.com/bill WA 100F 16371 4465	66.98 150F 16372 2233
10/06	Amazon.com*MT8YG6S11 Amzn.com/bill WA 100F 16371 932	13.99 150F 16372 467
10/07	ADOBE *ACROPRO SUBS 800-833-6687 CA 16371	16.43 100F
10/08	FEDEX 451263644 800-4633339 TN 16371	18.88 100F
	VAUGHN CROSHAW	
	TRANSACTIONS THIS CYCLE (CARD 0687) $2366.91	
07/10	WWW.ALIBABA.COM DELAWARE DE	-2,587.70
09/11	PURCH INTEREST CREDIT ADJUST	-26.48
09/10	PURCH INTEREST CREDIT ADJUST	-158.82
09/13	FOREMOST MEDICAL EQUIP 585-586-4880 NY 16334	3,110.00 400F
09/19	ALERT ALL CORP 800-2537825 PA 16344	716.00 100F
	TINA GEHOLA	
	TRANSACTIONS THIS CYCLE (CARD 6473) $1053.00	

2018 Totals Year-to-Date	
Total fees charged in 2018	$0.00
Total interest charged in 2018	$185.30

Year-to-date totals do not reflect any fee or interest refunds you may have received.

QUALIFIED PROMOTIONAL FINANCING

Description	Total Qualified Amount	Remaining Balance	Expiration Date	Annual Percentage Rate (APR)	Deferred Interest	Accrued Deferred Interest	Promo Min Pay
Qualified promo trans	$11,899.73	$0.00	----	0.00%	----	----	----

INTEREST CHARGES

Your Annual Percentage Rate (APR) is the annual interest rate on your account.

Balance Type	Annual Percentage Rate (APR)	Balance Subject To Interest Rate	Interest Charges
PURCHASES			
Purchases	12.24%(v)(d)	- 0 -	- 0 -
CASH ADVANCES			
Cash Advances	21.24%(v)(d)	- 0 -	- 0 -
BALANCE TRANSFERS			
Balance Transfer	12.24%(v)(d)	- 0 -	- 0 -

30 Days in Billing Period

(v) = Variable Rate
(d) = Daily Balance Method (including new transactions)
(a) = Average Daily Balance Method (including new transactions)

Please see Information About Your Account section for the Calculation of Balance Subject to Interest Rate, Annual Renewal Notice, How to Avoid Interest on Purchases, and other Important Information, as applicable.

Superstition Fire & Medical District
Monthly Pinal County Treasurer's Bank Account Reconciliation

500 Debt Principal Fund

Reconciliation References:

A Previous month's bank ending balance / current month's bank beginning balance
B Interest Income
C Current month's property tax receipts (real and personal)
D Current month's bank ending balance
E Cash Balance per G/L Balance Sheet
*consolidated account ending 1407 (original bond account) into 1409 (refinanced bond account)

Superstition Fire & Medical District
Debt Retirement Principal (Fund 500) Cash Reconciliation
Fiscal Year 2018 - 2019
10/31/2018

		Deposits (Cash Receipts)	Cash Disbursements	Book Balance
Book Balance as of:	10/1/2018			$153,958.64 (A)
Activity During the Month				
Journal Entries:				
Interest Income (Expense):		2,288.12		2,288.12 (B)
Cash Receipts				
2009 Real Estate Taxes				-
2010 Real Estate Taxes				-
2011 Real Estate Taxes				-
2012 Real Estate Taxes				-
2013 Real Estate Taxes				-
2014 Real Estate Taxes				-
2015 Real Estate Taxes				-
2016 Real Estate Taxes				-
2017 Real Estate Taxes		250,250.37		250,250.37
2007 Pers. Prop. Taxes				-
2008 Pers. Prop. Taxes				-
2009 Pers. Prop. Taxes				-
2010 Pers. Prop. Taxes				-
2011 Pers. Prop. Taxes				-
2012 Pers. Prop. Taxes				-
2013 Pers. Prop. Taxes				-
2014 Pers. Prop. Taxes				-
2015 Pers. Prop. Taxes				-
2016 Pers. Prop. Taxes				-
2017 Pers. Prop. Taxes		23,539.72		23,539.72
SRP Contributions				-
Deposits				-
Revenue Transfer				-
Cash Disbursements				
A) Accounts Payable				-
B) Transfer In / Out				-
C) Refund Interest				0.00
		$276,078.21	0.00	$430,036.85

Pinal County Bank Balance

Ending Bank Balance as of: 10/31/2018 Balance from YTD Column $ 430,036.85 (D)

	Check #	
Less: Outstanding Warrants		-
Plus: Deposits in Transit		-
		-
		$ 430,036.85
Balance per B/S		$ 430,036.85 (E)
Difference		$ -

Prepared by: [signature] 11/5/18

Reviewed by: Roger Wood 11/5/18

Pinal County Treasurer

Monthly Statement

Date Range: 10/1/2018 to 10/31/2018

Account	Period	YTD		
6116421407	**Superstition Fire & Medical Debt Ret Prncp 2006**			
Begin Balance:	153,958.64	150,142.64		
Income:	(153,958.64)	(150,142.55)		
LOC Advance:	.00	.00		
Expense:	.00	(.09)	LOC:	.00
LOC Payments:	.00	.00	Warrants Outstanding:	.00
Cash Balance:	.00	.00	End:	.00

Monthly Statement Summary

Source Code	Description		MTDAmount	YTDAmount
6116421407 Superstition Fire & Medical Debt Ret Prncp 2006		**Beginning Balance:**	153,958.64	150,142.64
11100.2011	2011 Real Estate Taxes		.00	.07
11100.2012	2012 Real Estate Taxes		133.20	222.46
11100.2013	2013 Real Estate Taxes		246.38	246.47
11100.2014	2014 Real Estate Taxes		.00	.09
11100.2015	2015 Real Estate Taxes		.00	.10
11100.2016	2016 Real Estate Taxes		.00	.10
11100.2017	2017 Real Estate Taxes		587.42	2,344.46
12100.2009	2009 Personal Property Taxes		.27	2.36
12100.2010	2010 Personal Property Taxes		1.63	2.66
12100.2011	2011 Personal Property Taxes		2.66	3.49
12100.2012	2012 Personal Property Taxes		1.48	4.60
12100.2013	2013 Personal Property Taxes		2.51	14.20
12100.2014	2014 Personal Property Taxes		3.60	20.30
12100.2015	2015 Personal Property Taxes		37.09	69.27
12100.2016	2016 Personal Property Taxes		42.58	110.24
12100.2017	2017 Personal Property Taxes		88.94	486.41
18200.2011	2011 Taxes Transferred		(.19)	(.19)
18200.2012	2012 Taxes Transferred		(133.96)	(133.96)
18200.2013	2013 Taxes Transferred		(247.18)	(247.18)
18200.2014	2014 Taxes Transferred		(1.22)	(1.22)
18200.2015	2015 Taxes Transferred		(8.34)	(8.34)
18200.2016	2016 Taxes Transferred		(9.91)	(9.91)
18200.2017	2017 Taxes Transferred		(215.81)	(215.81)
21100.40	Wells Fargo Bank Investment Interest		.08	3.49
21100.41	Wells Fargo Repo Investment Interest		2.93	219.26
21100.43	Wells Fargo Trust Investment Interest		2.30	15.25
21100.46	Wells Fargo Investment Investment Interest		9.05	378.87
21100.55	Multi-Bank Securities Investment Interest		22.98	103.66
21100.70	Vining Sparks Investment Interest		150.92	789.91
21100.80	Stifel Nicolaus & Company Investment Interest		.00	114.39
73750.0	Revenue Transfer		(154,678.05)	(154,678.05)
90400.0	Refund Interest		.00	(.09)
		Ending Balance:	**.00**	**.00**

Monthly Statement Detail

Date	Notes	Doc #	Amount C/D
6116421407 Superstition Fire & Medical Debt Ret Prncp 2006			**Beginning Balance: 153,958.64**
11100.2012	2012 Real Estate Taxes		Source Code Total: 133.20

Pinal County Treasurer

Monthly Statement

Date Range: 10/1/2018 to 10/31/2018

10/25	Tax Distribution	0	80.69	C
10/25	Tax Distribution	0	52.51	C
11100.2013 2013 Real Estate Taxes			Source Code Total: 246.38	
10/25	Tax Distribution	0	246.38	C
11100.2017 2017 Real Estate Taxes			Source Code Total: 587.42	
10/01	Tax Distribution	0	5.82	C
10/01	Tax Distribution	0	8.19	C
10/02	Tax Distribution	0	148.29	C
10/03	Tax Distribution	0	.10	C
10/03	Tax Distribution	0	5.76	C
10/03	Tax Distribution	0	6.28	C
10/03	Tax Distribution	0	1.54	C
10/04	Tax Distribution	0	1.86	C
10/05	Tax Distribution	0	4.93	C
10/05	Tax Distribution	0	.09	C
10/05	Tax Distribution	0	10.19	C
10/08	Tax Distribution	0	3.42	C
10/09	Tax Distribution	0	1.57	C
10/09	Tax Distribution	0	4.04	C
10/09	Tax Distribution	0	4.39	C
10/10	Tax Distribution	0	18.49	C
10/10	Tax Distribution	0	18.18	C
10/10	Tax Distribution	0	8.95	C
10/10	Tax Distribution	0	14.54	C
10/11	Tax Distribution	0	.13	C
10/11	Tax Distribution	0	1.54	C
10/11	Tax Distribution	0	.09	C
10/11	Tax Distribution	0	39.14	C
10/12	Tax Distribution	0	.55	C
10/15	Tax Distribution	0	1.84	C
10/15	Tax Distribution	0	1.56	C
10/15	Tax Distribution	0	48.94	C
10/16	Tax Distribution	0	8.77	C
10/17	Tax Distribution	0	13.97	C
10/18	Tax Distribution	0	.89	C
10/18	Tax Distribution	0	6.98	C
10/22	Tax Distribution	0	.10	C
10/22	Tax Distribution	0	18.65	C
10/22	Tax Distribution	0	2.69	C
10/23	Tax Distribution	0	.17	C
10/23	Tax Distribution	0	12.67	C
10/24	Tax Distribution	0	6.33	C
10/24	Tax Distribution	0	20.22	C
10/25	Tax Distribution	0	4.91	C
10/25	Tax Distribution	0	9.54	C
10/26	Tax Distribution	0	10.72	C
10/26	Tax Distribution	0	32.86	C
10/26	Tax Distribution	0	1.31	C
10/29	Tax Distribution	0	2.76	C
10/29	Tax Distribution	0	3.17	C
10/30	Tax Distribution	0	.08	C
10/31	Tax Distribution	0	2.99	C
10/31	Tax Distribution	0	54.07	C
10/31	Tax Distribution	0	2.97	C
10/31	Tax Distribution	0	10.18	C
12100.2009 2009 Personal Property Taxes			Source Code Total: .27	
10/03	Tax Distribution	0	.27	C

Pinal County Treasurer

Monthly Statement

Date Range: 10/1/2018 to 10/31/2018

12100.2010 2010 Personal Property Taxes			Source Code Total: 1.63	
10/03	Tax Distribution	0	.34	C
10/09	Tax Distribution	0	.93	C
10/22	Tax Distribution	0	.36	C
12100.2011 2011 Personal Property Taxes			Source Code Total: 2.66	
10/03	Tax Distribution	0	.43	C
10/09	Tax Distribution	0	2.04	C
10/29	Tax Distribution	0	.19	C
12100.2012 2012 Personal Property Taxes			Source Code Total: 1.48	
10/03	Tax Distribution	0	.47	C
10/09	Tax Distribution	0	.25	C
10/29	Tax Distribution	0	.76	C
12100.2013 2013 Personal Property Taxes			Source Code Total: 2.51	
10/03	Tax Distribution	0	.46	C
10/12	Tax Distribution	0	.17	C
10/15	Tax Distribution	0	1.08	C
10/23	Tax Distribution	0	.54	C
10/29	Tax Distribution	0	.26	C
12100.2014 2014 Personal Property Taxes			Source Code Total: 3.60	
10/03	Tax Distribution	0	.47	C
10/12	Tax Distribution	0	.22	C
10/15	Tax Distribution	0	1.11	C
10/19	Tax Distribution	0	.58	C
10/29	Tax Distribution	0	.64	C
10/29	Tax Distribution	0	.58	C
12100.2015 2015 Personal Property Taxes			Source Code Total: 37.09	
10/03	Tax Distribution	0	.50	C
10/04	Tax Distribution	0	25.77	C
10/09	Tax Distribution	0	.43	C
10/11	Tax Distribution	0	.58	C
10/15	Tax Distribution	0	1.15	C
10/17	Tax Distribution	0	.32	C
10/24	Tax Distribution	0	4.30	C
10/29	Tax Distribution	0	.67	C
10/29	Tax Distribution	0	.64	C
10/29	Tax Distribution	0	2.73	C
12100.2016 2016 Personal Property Taxes			Source Code Total: 42.58	
10/01	Tax Distribution	0	.35	C
10/03	Tax Distribution	0	.33	C
10/03	Tax Distribution	0	.52	C
10/03	Tax Distribution	0	2.17	C
10/04	Tax Distribution	0	4.07	C
10/04	Tax Distribution	0	20.37	C
10/09	Tax Distribution	0	.45	C
10/10	Tax Distribution	0	.69	C
10/10	Tax Distribution	0	.22	C
10/11	Tax Distribution	0	.29	C
10/12	Tax Distribution	0	.42	C
10/15	Tax Distribution	0	1.18	C
10/15	Tax Distribution	0	.48	C
10/16	Tax Distribution	0	.44	C
10/16	Tax Distribution	0	.36	C
10/17	Tax Distribution	0	.33	C
10/24	Tax Distribution	0	4.72	C
10/26	Tax Distribution	0	.65	C
10/29	Tax Distribution	0	.71	C
10/29	Tax Distribution	0	.66	C

10/29	Tax Distribution	0	2.80	C
10/31	Tax Distribution	0	.37	C
12100.2017 2017 Personal Property Taxes			Source Code Total: 88.94	
10/02	Tax Distribution	0	.48	C
10/03	Tax Distribution	0	1.78	C
10/03	Tax Distribution	0	.69	C
10/03	Tax Distribution	0	.55	C
10/03	Tax Distribution	0	2.68	C
10/04	Tax Distribution	0	4.26	C
10/04	Tax Distribution	0	.33	C
10/05	Tax Distribution	0	.97	C
10/09	Tax Distribution	0	6.71	C
10/09	Tax Distribution	0	.46	C
10/10	Tax Distribution	0	.49	C
10/10	Tax Distribution	0	2.50	C
10/11	Tax Distribution	0	6.76	C
10/12	Tax Distribution	0	1.92	C
10/15	Tax Distribution	0	2.56	C
10/15	Tax Distribution	0	6.61	C
10/16	Tax Distribution	0	.60	C
10/17	Tax Distribution	0	1.71	C
10/19	Tax Distribution	0	5.18	C
10/22	Tax Distribution	0	.17	C
10/22	Tax Distribution	0	.67	C
10/23	Tax Distribution	0	.28	C
10/23	Tax Distribution	0	19.24	C
10/24	Tax Distribution	0	1.75	C
10/24	Tax Distribution	0	5.58	C
10/25	Tax Distribution	0	.14	C
10/25	Tax Distribution	0	.42	C
10/26	Tax Distribution	0	2.19	C
10/29	Tax Distribution	0	.74	C
10/29	Tax Distribution	0	.69	C
10/29	Tax Distribution	0	5.38	C
10/29	Tax Distribution	0	1.83	C
10/31	Tax Distribution	0	.12	C
10/31	Tax Distribution	0	2.27	C
10/31	Tax Distribution	0	.23	C
18200.2011 2011 Taxes Transferred			Source Code Total: (.19)	
10/29	MATURED DEBT SVC FR 6-11642-1407	0	(.19)	C
18200.2012 2012 Taxes Transferred			Source Code Total: (133.96)	
10/25	MATURED DEBT SVC FR 6-11642-1407	0	(80.69)	C
10/25	MATURED DEBT SVC FR 6-11642-1407	0	(52.51)	C
10/29	MATURED DEBT SVC FR 6-11642-1407	0	(.76)	C
18200.2013 2013 Taxes Transferred			Source Code Total: (247.18)	
10/23	MATURED DEBT SVC FR 6-11642-1407	0	(.54)	C
10/25	MATURED DEBT SVC FR 6-11642-1407	0	(246.38)	C
10/29	MATURED DEBT SVC FR 6-11642-1407	0	(.26)	C
18200.2014 2014 Taxes Transferred			Source Code Total: (1.22)	
10/29	MATURED DEBT SVC FR 6-11642-1407	0	(.64)	C
10/29	MATURED DEBT SVC FR 6-11642-1407	0	(.58)	C
18200.2015 2015 Taxes Transferred			Source Code Total: (8.34)	
10/24	MATURED DEBT SVC FR 6-11642-1407	0	(4.30)	C
10/29	MATURED DEBT SVC FR 6-11642-1407	0	(.64)	C
10/29	MATURED DEBT SVC FR 6-11642-1407	0	(2.73)	C
10/29	MATURED DEBT SVC FR 6-11642-1407	0	(.67)	C
18200.2016 2016 Taxes Transferred			Source Code Total: (9.91)	

10/24	MATURED DEBT SVC FR 6-11642-1407	0	(4.72)	C
10/26	MATURED DEBT SVC FR 6-11642-1407	0	(.65)	C
10/29	MATURED DEBT SVC FR 6-11642-1407	0	(2.80)	C
10/29	MATURED DEBT SVC FR 6-11642-1407	0	(.71)	C
10/29	MATURED DEBT SVC FR 6-11642-1407	0	(.66)	C
10/31	MATURED DEBT SVC FR 6-11642-1407	0	(.37)	C
18200.2017 2017 Taxes Transferred			Source Code Total: (215.81)	
10/23	MATURED DEBT SVC FR 6-11642-1407	0	(.17)	C
10/23	MATURED DEBT SVC FR 6-11642-1407	0	(12.67)	C
10/23	MATURED DEBT SVC FR 6-11642-1407	0	(19.24)	C
10/23	MATURED DEBT SVC FR 6-11642-1407	0	(.28)	C
10/24	MATURED DEBT SVC FR 6-11642-1407	0	(6.33)	C
10/24	MATURED DEBT SVC FR 6-11642-1407	0	(20.22)	C
10/24	MATURED DEBT SVC FR 6-11642-1407	0	(5.58)	C
10/24	MATURED DEBT SVC FR 6-11642-1407	0	(1.75)	C
10/25	MATURED DEBT SVC FR 6-11642-1407	0	(4.91)	C
10/25	MATURED DEBT SVC FR 6-11642-1407	0	(9.54)	C
10/25	MATURED DEBT SVC FR 6-11642-1407	0	(.14)	C
10/25	MATURED DEBT SVC FR 6-11642-1407	0	(.42)	C
10/26	MATURED DEBT SVC FR 6-11642-1407	0	(10.72)	C
10/26	MATURED DEBT SVC FR 6-11642-1407	0	(32.86)	C
10/26	MATURED DEBT SVC FR 6-11642-1407	0	(1.31)	C
10/26	MATURED DEBT SVC FR 6-11642-1407	0	(2.19)	C
10/29	MATURED DEBT SVC FR 6-11642-1407	0	(2.76)	C
10/29	MATURED DEBT SVC FR 6-11642-1407	0	(3.17)	C
10/29	MATURED DEBT SVC FR 6-11642-1407	0	(.74)	C
10/29	MATURED DEBT SVC FR 6-11642-1407	0	(.69)	C
10/29	MATURED DEBT SVC FR 6-11642-1407	0	(5.38)	C
10/29	MATURED DEBT SVC FR 6-11642-1407	0	(1.83)	C
10/30	MATURED DEBT SVC FR 6-11642-1407	0	(.08)	C
10/31	MATURED DEBT SVC FR 6-11642-1407	0	(2.99)	C
10/31	MATURED DEBT SVC FR 6-11642-1407	0	(54.07)	C
10/31	MATURED DEBT SVC FR 6-11642-1407	0	(2.97)	C
10/31	MATURED DEBT SVC FR 6-11642-1407	0	(10.18)	C
10/31	MATURED DEBT SVC FR 6-11642-1407	0	(.12)	C
10/31	MATURED DEBT SVC FR 6-11642-1407	0	(2.27)	C
10/31	MATURED DEBT SVC FR 6-11642-1407	0	(.23)	C
21100.40 Wells Fargo Bank Investment Interest			Source Code Total: .08	
10/01	Investment Interest	0	.08	C
21100.41 Wells Fargo Repo Investment Interest			Source Code Total: 2.93	
10/01	Investment Interest	0	2.93	C
21100.43 Wells Fargo Trust Investment Interest			Source Code Total: 2.30	
10/08	Investment Interest	0	2.30	C
21100.46 Wells Fargo Investment Investment Interest			Source Code Total: 9.05	
10/17	Investment Interest	0	9.05	C
10/29	Investment Interest	0	27.82	C
10/29	MATURED DEBT SVC FR 6-11642-1407	0	(27.82)	C
10/29	MATURED DEBT SVC FR 6-11642-1407	0	(25.02)	C
10/29	MATURED DEBT SVC FR 6-11642-1407	0	(35.14)	C
10/29	Investment Interest	0	35.14	C
10/29	Investment Interest	0	25.02	C
10/30	Investment Interest	0	33.93	C
10/30	MATURED DEBT SVC FR 6-11642-1407	0	(33.93)	C
21100.55 Multi-Bank Securities Investment Interest			Source Code Total: 22.98	
10/01	Investment Interest	0	20.55	C
10/16	Investment Interest	0	2.43	C
21100.70 Vining Sparks Investment Interest			Source Code Total: 150.92	

Pinal County Treasurer

Monthly Statement

Date Range: 10/1/2018 to 10/31/2018

10/01	Investment Interest	0	59.49	C
10/02	Investment Interest	0	34.54	C
10/17	Investment Interest	0	26.04	C
10/18	Investment Interest	0	30.85	C
10/29	Investment Interest	0	40.46	C
10/29	Investment Interest	0	9.63	C
10/29	MATURED DEBT SVC FR 6-11642-1407	0	(9.63)	C
10/29	MATURED DEBT SVC FR 6-11642-1407	0	(40.46)	C
10/30	MATURED DEBT SVC FR 6-11642-1407	0	(34.32)	C
10/30	Investment Interest	0	34.32	C
21100.80 Stifel Nicolaus & Company Investment Interest			Source Code Total: .00	
10/29	Investment Interest	0	21.56	C
10/29	MATURED DEBT SVC FR 6-11642-1407	0	(21.56)	C
10/30	MATURED DEBT SVC FR 6-11642-1407	0	(38.78)	C
10/30	Investment Interest	0	38.78	C
73750.0 Revenue Transfer			Source Code Total: (154,678.05)	
10/23	Per Dist Xfr To 6-116421409 to zero out accnt	0	(154,678.05)	C
	6116421407 Superstition Fire & Medical Debt Ret Prncp 2006		**Ending Balance: .00**	

Superstition Fire & Medical District
Bond Principal Fund Tax Revenue Reconciliation - 103118

	1407 Fund				1409 Fund								Acct #		
	July	Aug	Sept	Oct	July	Aug	Sept	Oct	Total		Already Booked	October JE	500-10	Debit	Credit
Beginning	150,142.64	152,074.00	153,034.33	153,958.64	-	1,989.76	2,196.90	63,825.25	150,142.64		150,142.64				
2011 Real	0.07	-	-	0.12	-			0.19	0.38						
2012 Real	35.29	53.97	-	44.70	-			133.96	267.92						
2013 Real	0.09	-	-	247.09	-			247.18	494.36						
2014 Real	0.09	-	-	1.13	-			1.22	2.44						
2015 Real	0.10	-	-	8.24	-			8.34	16.68						
2016 Real	0.10	-	-	9.81	-			9.91	19.82						
2017 Real	1,018.30	364.42	374.32	408.32	-			215.81	2,381.17						
2018 Real	-	-	-			185.21	52,360.54	196,368.60	248,914.35	252,097.12	1,846.75	250,250.37	41000		250,250.37
2009 PPT	0.20	1.89	-		-				2.09						
2010 PPT	0.49	0.54	-		-				1.03						
2011 PPT	0.83	-	-		-				0.83						
2012 PPT	0.54	2.33	0.25		-				3.12						
2013 PPT	2.10	4.91	4.68		-				11.69						
2014 PPT	6.10	5.97	4.63		-				16.70						
2015 PPT	5.87	8.22	18.09		-				32.18						
2016 PPT	12.13	16.28	39.25		-				67.66						
2017 PPT	76.70	50.79	269.98		-				397.47						
2018 PPT	-	-	-		-	21.54	9,266.79	14,251.39	23,539.72	24,072.49	532.77	23,539.72	41050		23,539.72
									-						
Interest	772.36	451.01	213.20		1,989.76	0.39	1.02	296.95	3,724.69		1,436.57	2,288.12	45700		2,288.12
									-						
Refund Interest	-	-	(0.09)		-	-	-	-	(0.09)		(0.09)				
Ending	152,074.00	153,034.33	**153,958.64**	**154,678.05**	1,989.76	2,196.90	63,825.25	275,358.80	430,036.85						
									430,036.85			276,078.21	10500	276,078.21	
									-					276,078.21	276,078.21

Pinal County Treasurer

Monthly Statement

Date Range: 10/1/2018 to 10/31/2018

Account	Period	YTD		
6116421409	**Super Fire & Med Debt Refunding Prin Series 2018**			
Begin Balance:	63,825.25	.00		
Income:	366,211.60	430,036.85		
LOC Advance:	.00	.00		
Expense:	.00	.00	LOC:	.00
LOC Payments:	.00	.00	Warrants Outstanding:	.00
Cash Balance:	D 430,036.85	430,036.85	End:	430,036.85

Monthly Statement Summary

Source Code	Description		MTDAmount	YTDAmount
6116421409 Super Fire & Med Debt Refunding Prin Series 2018		**Beginning Balance:**	63,825.25	.00
11100.2018	2018 Real Estate Taxes		196,368.60	248,914.35
12100.2018	2018 Personal Property Taxes		14,251.39	23,539.72
18200.2011	2011 Taxes Transferred		.19	.19
18200.2012	2012 Taxes Transferred		133.96	133.96
18200.2013	2013 Taxes Transferred		247.18	247.18
18200.2014	2014 Taxes Transferred		1.22	1.22
18200.2015	2015 Taxes Transferred		8.34	8.34
18200.2016	2016 Taxes Transferred		9.91	9.91
18200.2017	2017 Taxes Transferred		215.81	215.81
21100.40	Wells Fargo Bank Investment Interest		.01	.01
21100.41	Wells Fargo Repo Investment Interest		.31	.63
21100.43	Wells Fargo Trust Investment Interest		.24	.28
21100.46	Wells Fargo Investment Investment Interest		133.55	133.76
21100.55	Multi-Bank Securities Investment Interest		.32	.58
21100.70	Vining Sparks Investment Interest		95.57	96.16
21100.80	Stifel Nicolaus & Company Investment Interest		66.95	66.95
73720.0	Sale of Bonds		.00	1,989.75
73750.0	Revenue Transfer		154,678.05	154,678.05
		Ending Balance:	**430,036.85**	**430,036.85**

Monthly Statement Detail

Date	Notes	Doc #	Amount	C/D
6116421409 Super Fire & Med Debt Refunding Prin Series 2018			**Beginning Balance: 63,825.25**	
11100.2018	2018 Real Estate Taxes		Source Code Total: 196,368.60	
10/01	Tax Distribution	0	3,345.62	C
10/01	Tax Distribution	0	(4.90)	C
10/01	Tax Distribution	0	486.21	C
10/01	Tax Distribution	0	1,397.83	C
10/01	Tax Distribution	0	1,190.62	C
10/01	Tax Distribution	0	10.60	C
10/02	Tax Distribution	0	3,015.19	C
10/02	Tax Distribution	0	(29.58)	C
10/02	Tax Distribution	0	563.88	C
10/02	Tax Distribution	0	225.38	C
10/02	Tax Distribution	0	452.75	C
10/03	Tax Distribution	0	5,998.63	C
10/03	Tax Distribution	0	760.62	C
10/03	Tax Distribution	0	460.48	C
10/03	Tax Distribution	0	800.32	C
10/03	Tax Distribution	0	262.88	C
10/03	Tax Distribution	0	56.40	C

Pinal County Treasurer

Monthly Statement

Date Range: 10/1/2018 to 10/31/2018

10/04	Tax Distribution	0	4,600.81	C
10/04	Tax Distribution	0	380.15	C
10/04	Tax Distribution	0	3.17	C
10/04	Tax Distribution	0	118.07	C
10/04	Tax Distribution	0	785.62	C
10/04	Tax Distribution	0	105.43	C
10/05	Tax Distribution	0	2,407.16	C
10/05	Tax Distribution	0	270.63	C
10/05	Tax Distribution	0	873.84	C
10/05	Tax Distribution	0	542.61	C
10/05	Tax Distribution	0	147.12	C
10/05	Tax Distribution	0	36.89	C
10/08	Tax Distribution	0	67.59	C
10/08	Tax Distribution	0	30.47	C
10/08	Tax Distribution	0	526.00	C
10/08	Tax Distribution	0	61.37	C
10/09	Tax Distribution	0	1,920.11	C
10/09	Tax Distribution	0	336.94	C
10/09	Tax Distribution	0	72.84	C
10/09	Tax Distribution	0	372.69	C
10/09	Tax Distribution	0	728.21	C
10/09	Tax Distribution	0	180.01	C
10/09	Tax Distribution	0	473.79	C
10/10	Tax Distribution	0	2,359.61	C
10/10	Tax Distribution	0	689.13	C
10/10	Tax Distribution	0	538.51	C
10/10	Tax Distribution	0	763.50	C
10/10	Tax Distribution	0	656.13	C
10/10	Tax Distribution	0	148.12	C
10/10	Tax Distribution	0	237.13	C
10/11	Tax Distribution	0	701.42	C
10/11	Tax Distribution	0	897.78	C
10/11	Tax Distribution	0	1,044.83	C
10/11	Tax Distribution	0	128.59	C
10/11	Tax Distribution	0	301.22	C
10/12	Tax Distribution	0	(20.02)	C
10/12	Tax Distribution	0	19.04	C
10/12	Tax Distribution	0	613.48	C
10/12	Tax Distribution	0	740.26	C
10/12	Tax Distribution	0	370.08	C
10/12	Tax Distribution	0	362.87	C
10/12	Tax Distribution	0	74.14	C
10/15	Tax Distribution	0	(14.34)	C
10/15	Tax Distribution	0	595.89	C
10/15	Tax Distribution	0	945.39	C
10/15	Tax Distribution	0	731.45	C
10/15	Tax Distribution	0	4.49	C
10/16	Tax Distribution	0	(3.74)	C
10/16	Tax Distribution	0	1,618.15	C
10/16	Tax Distribution	0	294.70	C
10/16	Tax Distribution	0	1,131.86	C
10/16	Tax Distribution	0	85.41	C
10/17	Tax Distribution	0	372.78	C
10/17	Tax Distribution	0	838.75	C
10/17	Tax Distribution	0	1,559.50	C
10/17	Tax Distribution	0	782.02	C
10/17	Tax Distribution	0	169.16	C

Pinal County Treasurer

Monthly Statement

Date Range: 10/1/2018 to 10/31/2018

10/18	Tax Distribution	0	(16.23)	C
10/18	Tax Distribution	0	255.77	C
10/18	Tax Distribution	0	129.49	C
10/18	Tax Distribution	0	879.27	C
10/18	Tax Distribution	0	252.94	C
10/18	Tax Distribution	0	161.88	C
10/19	Tax Distribution	0	731.20	C
10/19	Tax Distribution	0	186.74	C
10/19	Tax Distribution	0	268.72	C
10/19	Tax Distribution	0	1,602.45	C
10/19	Tax Distribution	0	99.50	C
10/22	Tax Distribution	0	368.71	C
10/22	Tax Distribution	0	20.90	C
10/22	Tax Distribution	0	1,086.99	C
10/22	Tax Distribution	0	518.86	C
10/22	Tax Distribution	0	331.61	C
10/22	Tax Distribution	0	426.98	C
10/23	Tax Distribution	0	525.80	C
10/23	Tax Distribution	0	19,210.10	C
10/23	Tax Distribution	0	228.35	C
10/23	Tax Distribution	0	1,601.99	C
10/23	Tax Distribution	0	121.95	C
10/24	Tax Distribution	0	3,125.74	C
10/24	Tax Distribution	0	(2.40)	C
10/24	Tax Distribution	0	1,985.20	C
10/24	Tax Distribution	0	58,960.63	C
10/24	Tax Distribution	0	733.88	C
10/24	Tax Distribution	0	762.67	C
10/24	Tax Distribution	0	6.92	C
10/24	Tax Distribution	0	344.34	C
10/24	Tax Distribution	0	61.51	C
10/25	Tax Distribution	0	5,649.70	C
10/25	Tax Distribution	0	(16.86)	C
10/25	Tax Distribution	0	329.64	C
10/25	Tax Distribution	0	221.85	C
10/25	Tax Distribution	0	468.22	C
10/25	Tax Distribution	0	319.86	C
10/25	Tax Distribution	0	1,030.04	C
10/25	Tax Distribution	0	9.31	C
10/26	Tax Distribution	0	2,272.76	C
10/26	Tax Distribution	0	701.66	C
10/26	Tax Distribution	0	1,343.77	C
10/26	Tax Distribution	0	9.45	C
10/26	Tax Distribution	0	138.24	C
10/26	Tax Distribution	0	78.73	C
10/29	Tax Distribution	0	3,190.93	C
10/29	Tax Distribution	0	302.65	C
10/29	Tax Distribution	0	4,996.55	C
10/29	Tax Distribution	0	664.59	C
10/29	Tax Distribution	0	1,220.60	C
10/29	Tax Distribution	0	955.41	C
10/29	Tax Distribution	0	345.73	C
10/30	Tax Distribution	0	1,701.62	C
10/30	Tax Distribution	0	912.55	C
10/30	Tax Distribution	0	5,051.65	C
10/30	Tax Distribution	0	71.46	C
10/30	Tax Distribution	0	49.13	C

Pinal County Treasurer

Monthly Statement

Date Range: 10/1/2018 to 10/31/2018

10/31	Tax Distribution	0	4,586.36	C
10/31	Tax Distribution	0	774.45	C
10/31	Tax Distribution	0	7,554.56	C
10/31	Tax Distribution	0	889.56	C
10/31	Tax Distribution	0	581.87	C
10/31	Tax Distribution	0	556.71	C
10/31	Tax Distribution	0	661.65	C
12100.2018 2018 Personal Property Taxes			Source Code Total: 14,251.39	
10/01	Tax Distribution	0	584.73	C
10/01	Tax Distribution	0	(1.58)	C
10/01	Tax Distribution	0	69.30	C
10/01	Tax Distribution	0	78.39	C
10/01	Tax Distribution	0	124.30	C
10/01	Tax Distribution	0	1.14	C
10/02	Tax Distribution	0	722.32	C
10/02	Tax Distribution	0	85.32	C
10/02	Tax Distribution	0	52.48	C
10/02	Tax Distribution	0	.60	C
10/02	Tax Distribution	0	423.57	C
10/03	Tax Distribution	0	1,617.88	C
10/03	Tax Distribution	0	24.55	C
10/03	Tax Distribution	0	123.78	C
10/03	Tax Distribution	0	105.81	C
10/03	Tax Distribution	0	9.15	C
10/03	Tax Distribution	0	11.69	C
10/04	Tax Distribution	0	680.40	C
10/04	Tax Distribution	0	57.85	C
10/04	Tax Distribution	0	3.84	C
10/04	Tax Distribution	0	94.56	C
10/04	Tax Distribution	0	15.66	C
10/04	Tax Distribution	0	.69	C
10/05	Tax Distribution	0	494.93	C
10/05	Tax Distribution	0	25.56	C
10/05	Tax Distribution	0	89.37	C
10/05	Tax Distribution	0	43.08	C
10/05	Tax Distribution	0	7.81	C
10/05	Tax Distribution	0	4.40	C
10/08	Tax Distribution	0	8.05	C
10/08	Tax Distribution	0	33.09	C
10/08	Tax Distribution	0	63.94	C
10/08	Tax Distribution	0	1.44	C
10/09	Tax Distribution	0	134.50	C
10/09	Tax Distribution	0	30.58	C
10/09	Tax Distribution	0	121.24	C
10/09	Tax Distribution	0	89.93	C
10/09	Tax Distribution	0	7.55	C
10/09	Tax Distribution	0	81.42	C
10/10	Tax Distribution	0	321.37	C
10/10	Tax Distribution	0	82.30	C
10/10	Tax Distribution	0	73.87	C
10/10	Tax Distribution	0	120.55	C
10/10	Tax Distribution	0	114.81	C
10/10	Tax Distribution	0	63.36	C
10/10	Tax Distribution	0	10.54	C
10/11	Tax Distribution	0	73.49	C
10/11	Tax Distribution	0	74.72	C
10/11	Tax Distribution	0	145.32	C

Pinal County Treasurer

Monthly Statement

Date Range: 10/1/2018 to 10/31/2018

10/11	Tax Distribution	0	.68	C
10/11	Tax Distribution	0	27.48	C
10/12	Tax Distribution	0	(10.30)	C
10/12	Tax Distribution	0	393.08	C
10/12	Tax Distribution	0	103.89	C
10/12	Tax Distribution	0	111.85	C
10/12	Tax Distribution	0	104.04	C
10/12	Tax Distribution	0	27.55	C
10/12	Tax Distribution	0	22.40	C
10/15	Tax Distribution	0	98.83	C
10/15	Tax Distribution	0	201.01	C
10/15	Tax Distribution	0	116.03	C
10/15	Tax Distribution	0	1.21	C
10/16	Tax Distribution	0	41.09	C
10/16	Tax Distribution	0	129.66	C
10/16	Tax Distribution	0	15.03	C
10/17	Tax Distribution	0	(6.06)	C
10/17	Tax Distribution	0	8.77	C
10/17	Tax Distribution	0	117.63	C
10/17	Tax Distribution	0	131.92	C
10/17	Tax Distribution	0	100.96	C
10/17	Tax Distribution	0	22.30	C
10/18	Tax Distribution	0	26.06	C
10/18	Tax Distribution	0	14.89	C
10/18	Tax Distribution	0	58.12	C
10/18	Tax Distribution	0	111.34	C
10/18	Tax Distribution	0	33.45	C
10/18	Tax Distribution	0	12.44	C
10/19	Tax Distribution	0	47.78	C
10/19	Tax Distribution	0	123.86	C
10/19	Tax Distribution	0	171.87	C
10/19	Tax Distribution	0	38.67	C
10/22	Tax Distribution	0	37.14	C
10/22	Tax Distribution	0	44.31	C
10/22	Tax Distribution	0	43.29	C
10/22	Tax Distribution	0	64.18	C
10/22	Tax Distribution	0	41.95	C
10/23	Tax Distribution	0	(34.44)	C
10/23	Tax Distribution	0	36.38	C
10/23	Tax Distribution	0	4.72	C
10/23	Tax Distribution	0	38.10	C
10/23	Tax Distribution	0	203.21	C
10/23	Tax Distribution	0	18.42	C
10/24	Tax Distribution	0	360.68	C
10/24	Tax Distribution	0	(3.08)	C
10/24	Tax Distribution	0	418.43	C
10/24	Tax Distribution	0	1.76	C
10/24	Tax Distribution	0	41.87	C
10/24	Tax Distribution	0	68.83	C
10/24	Tax Distribution	0	3.07	C
10/24	Tax Distribution	0	42.00	C
10/24	Tax Distribution	0	6.36	C
10/25	Tax Distribution	0	316.37	C
10/25	Tax Distribution	0	(7.94)	C
10/25	Tax Distribution	0	37.77	C
10/25	Tax Distribution	0	17.59	C
10/25	Tax Distribution	0	72.78	C

Pinal County Treasurer

Monthly Statement

Date Range: 10/1/2018 to 10/31/2018

10/25	Tax Distribution	0	22.02	C
10/25	Tax Distribution	0	17.45	C
10/26	Tax Distribution	0	198.72	C
10/26	Tax Distribution	0	752.45	C
10/26	Tax Distribution	0	38.42	C
10/26	Tax Distribution	0	73.05	C
10/26	Tax Distribution	0	10.41	C
10/26	Tax Distribution	0	4.06	C
10/29	Tax Distribution	0	78.82	C
10/29	Tax Distribution	0	333.76	C
10/29	Tax Distribution	0	29.11	C
10/29	Tax Distribution	0	.84	C
10/29	Tax Distribution	0	42.58	C
10/29	Tax Distribution	0	222.13	C
10/29	Tax Distribution	0	110.27	C
10/30	Tax Distribution	0	157.40	C
10/30	Tax Distribution	0	(1.02)	C
10/30	Tax Distribution	0	66.24	C
10/30	Tax Distribution	0	5.76	C
10/31	Tax Distribution	0	259.93	C
10/31	Tax Distribution	0	52.37	C
10/31	Tax Distribution	0	35.84	C
10/31	Tax Distribution	0	108.67	C
10/31	Tax Distribution	0	103.79	C
10/31	Tax Distribution	0	22.22	C
10/31	Tax Distribution	0	31.17	C
18200.2011	2011 Taxes Transferred		Source Code Total: .19	
10/29	MATURED DEBT SVC FR 6-11642-1407	0	.19	C
18200.2012	2012 Taxes Transferred		Source Code Total: 133.96	
10/25	MATURED DEBT SVC FR 6-11642-1407	0	80.69	C
10/25	MATURED DEBT SVC FR 6-11642-1407	0	52.51	C
10/29	MATURED DEBT SVC FR 6-11642-1407	0	.76	C
18200.2013	2013 Taxes Transferred		Source Code Total: 247.18	
10/23	MATURED DEBT SVC FR 6-11642-1407	0	.54	C
10/25	MATURED DEBT SVC FR 6-11642-1407	0	246.38	C
10/29	MATURED DEBT SVC FR 6-11642-1407	0	.26	C
18200.2014	2014 Taxes Transferred		Source Code Total: 1.22	
10/29	MATURED DEBT SVC FR 6-11642-1407	0	.64	C
10/29	MATURED DEBT SVC FR 6-11642-1407	0	.58	C
18200.2015	2015 Taxes Transferred		Source Code Total: 8.34	
10/24	MATURED DEBT SVC FR 6-11642-1407	0	4.30	C
10/29	MATURED DEBT SVC FR 6-11642-1407	0	.64	C
10/29	MATURED DEBT SVC FR 6-11642-1407	0	2.73	C
10/29	MATURED DEBT SVC FR 6-11642-1407	0	.67	C
18200.2016	2016 Taxes Transferred		Source Code Total: 9.91	
10/24	MATURED DEBT SVC FR 6-11642-1407	0	4.72	C
10/26	MATURED DEBT SVC FR 6-11642-1407	0	.65	C
10/29	MATURED DEBT SVC FR 6-11642-1407	0	2.80	C
10/29	MATURED DEBT SVC FR 6-11642-1407	0	.71	C
10/29	MATURED DEBT SVC FR 6-11642-1407	0	.66	C
10/31	MATURED DEBT SVC FR 6-11642-1407	0	.37	C
18200.2017	2017 Taxes Transferred		Source Code Total: 215.81	
10/23	MATURED DEBT SVC FR 6-11642-1407	0	.17	C
10/23	MATURED DEBT SVC FR 6-11642-1407	0	12.67	C
10/23	MATURED DEBT SVC FR 6-11642-1407	0	19.24	C
10/23	MATURED DEBT SVC FR 6-11642-1407	0	.28	C
10/24	MATURED DEBT SVC FR 6-11642-1407	0	6.33	C

10/24	MATURED DEBT SVC FR 6-11642-1407	0	20.22	C
10/24	MATURED DEBT SVC FR 6-11642-1407	0	5.58	C
10/24	MATURED DEBT SVC FR 6-11642-1407	0	1.75	C
10/25	MATURED DEBT SVC FR 6-11642-1407	0	4.91	C
10/25	MATURED DEBT SVC FR 6-11642-1407	0	9.54	C
10/25	MATURED DEBT SVC FR 6-11642-1407	0	.14	C
10/25	MATURED DEBT SVC FR 6-11642-1407	0	.42	C
10/26	MATURED DEBT SVC FR 6-11642-1407	0	10.72	C
10/26	MATURED DEBT SVC FR 6-11642-1407	0	32.86	C
10/26	MATURED DEBT SVC FR 6-11642-1407	0	1.31	C
10/26	MATURED DEBT SVC FR 6-11642-1407	0	2.19	C
10/29	MATURED DEBT SVC FR 6-11642-1407	0	2.76	C
10/29	MATURED DEBT SVC FR 6-11642-1407	0	3.17	C
10/29	MATURED DEBT SVC FR 6-11642-1407	0	.74	C
10/29	MATURED DEBT SVC FR 6-11642-1407	0	.69	C
10/29	MATURED DEBT SVC FR 6-11642-1407	0	5.38	C
10/29	MATURED DEBT SVC FR 6-11642-1407	0	1.83	C
10/30	MATURED DEBT SVC FR 6-11642-1407	0	.08	C
10/31	MATURED DEBT SVC FR 6-11642-1407	0	2.99	C
10/31	MATURED DEBT SVC FR 6-11642-1407	0	54.07	C
10/31	MATURED DEBT SVC FR 6-11642-1407	0	2.97	C
10/31	MATURED DEBT SVC FR 6-11642-1407	0	10.18	C
10/31	MATURED DEBT SVC FR 6-11642-1407	0	.12	C
10/31	MATURED DEBT SVC FR 6-11642-1407	0	2.27	C
10/31	MATURED DEBT SVC FR 6-11642-1407	0	.23	C
21100.40 Wells Fargo Bank Investment Interest			Source Code Total: .01	
10/01	Investment Interest	0	.01	C
21100.41 Wells Fargo Repo Investment Interest			Source Code Total: .31	
10/01	Investment Interest	0	.31	C
21100.43 Wells Fargo Trust Investment Interest			Source Code Total: .24	
10/08	Investment Interest	0	.24	C
21100.46 Wells Fargo Investment Investment Interest			Source Code Total: 133.55	
10/17	Investment Interest	0	.35	C
10/29	Investment Interest	0	2.21	C
10/29	MATURED DEBT SVC FR 6-11642-1407	0	27.82	C
10/29	MATURED DEBT SVC FR 6-11642-1407	0	25.02	C
10/29	MATURED DEBT SVC FR 6-11642-1407	0	35.14	C
10/29	Investment Interest	0	3.07	C
10/29	Investment Interest	0	2.19	C
10/30	Investment Interest	0	3.82	C
10/30	MATURED DEBT SVC FR 6-11642-1407	0	33.93	C
21100.55 Multi-Bank Securities Investment Interest			Source Code Total: .32	
10/01	Investment Interest	0	.23	C
10/16	Investment Interest	0	.09	C
21100.70 Vining Sparks Investment Interest			Source Code Total: 95.57	
10/01	Investment Interest	0	.44	C
10/02	Investment Interest	0	.37	C
10/17	Investment Interest	0	1.00	C
10/18	Investment Interest	0	1.26	C
10/29	Investment Interest	0	3.22	C
10/29	MATURED DEBT SVC FR 6-11642-1407	0	40.46	C
10/29	MATURED DEBT SVC FR 6-11642-1407	0	9.63	C
10/29	Investment Interest	0	1.00	C
10/30	MATURED DEBT SVC FR 6-11642-1407	0	34.32	C
10/30	Investment Interest	0	3.87	C
21100.80 Stifel Nicolaus & Company Investment Interest			Source Code Total: 66.95	
10/29	MATURED DEBT SVC FR 6-11642-1407	0	21.56	C

Pinal County Treasurer

Monthly Statement

Date Range: 10/1/2018 to 10/31/2018

10/29	Investment Interest	0	2.24	C
10/30	Investment Interest	0	4.37	C
10/30	MATURED DEBT SVC FR 6-11642-1407	0	38.78	C
73750.0 Revenue Transfer			Source Code Total: 154,678.05	
10/23	Per Dist Xfr FR 6-116421407 to zero out accnt	0	154,678.05	C
	6116421409 Super Fire & Med Debt Refunding Prin Series 2018		**Ending Balance: 430,036.85**	

11/1/18
3:21:08 PM

Superstition Fire & Medical District

Balance Sheet

As of 10/31/2018

FUND: (500) Debt Retirement Principal Fund

Assets

Current Assets		
Fund Cash - Debt Retirement Principal	$430,036.85	
Total Current Assets		$430,036.85
Total Assets		$430,036.85

Liabilities and Equity

Equity		
Fund Balance - Debt Retirement Principal	$150,142.64	
Current Year Profit/Loss	279,894.21	
Total Equity		430,036.85
Total Liabilities and Equity		$430,036.85

Superstition Fire & Medical District
Monthly Pinal County Treasurer's Bank Account Reconciliation

600 Debt Interest Fund

Reconciliation References:

A Previous month's bank ending balance / current month's bank beginning balance
B Interest Income
C Current month's property tax receipts (real and personal)
D Current month's bank ending balance
E Cash Balance per G/L Balance Sheet
*consolidated account ending 1408 (original bond account) into 1410 (refinanced bond account)

Superstition Fire & Medical District
Debt Retirement Interest (Fund 600) Cash Reconciliation
Fiscal Year 2018 - 2019
10/31/2018

		Deposits (Cash Receipts)	Cash Disbursements	Treasurer's Balance	Book Balance	
Book Balance as of:	10/1/2018				$94,097.01	A
Activity During the Month						
Journal Entries:						
Interest Income (Expense):		211.32			211.32	B
Cash Receipts						
2009 Real Estate Taxes					-	C
2010 Real Estate Taxes					-	
2011 Real Estate Taxes					-	
2012 Real Estate Taxes					-	
2013 Real Estate Taxes					-	
2014 Real Estate Taxes					-	
2015 Real Estate Taxes					-	
2016 Real Estate Taxes					-	
2017 Real Estate Taxes		35,495.96			35,495.96	
2018 Real Estate Taxes					-	
2008 Pers. Prop. Taxes					-	
2009 Pers. Prop. Taxes					-	
2010 Pers. Prop. Taxes					-	
2011 Pers. Prop. Taxes					-	
2012 Pers. Prop. Taxes					-	
2013 Pers. Prop. Taxes					-	
2014 Pers. Prop. Taxes					-	
2015 Pers. Prop. Taxes					-	
2016 Pers. Prop. Taxes					-	
2017 Pers. Prop. Taxes		3,344.45			3,344.45	
2018 Pers. Prop. Taxes					-	
SRP Contributions					-	
Deposits					-	
Revenue Transfer					-	
Cash Disbursements						
A) Accounts Payable					-	
B) Transfer In / Out					-	
C) Refund Interest					-	
		$39,051.73	0.00		$133,148.74	

Pinal County Bank Balance

Ending Bank Balance as of:	10/31/2018	Balance from YTD Column		$ 133,148.74 D
			Check #	
Less: Outstanding Warrants				-
Plus: Deposits in Transit				-
				-
				$ 133,148.74
Prepared by:	Jennifer Burke 11/5/18		Balance per B/S	$ 133,148.74 E
Reviewed by:	Roger Wood 11/5/18		Difference	$ -

S:\Accounting\1819\Bank Rec 18-19\600 Fund Bank ~~Recs\600 Debt Ret Cash Rec 103118~~ 11/5/20189:02 AM

Pinal County Treasurer

Monthly Statement

Date Range: 10/1/2018 to 10/31/2018

Account	Period	YTD		
6116421408	**Superstition Fire & Medical Dist Debt Ret Int 2006**			
Begin Balance:	A 94,097.01	92,033.57		
Income:	(94,097.01)	(92,033.51)		
LOC Advance:	.00	.00		
Expense:	.00	(.06)	LOC:	.00
LOC Payments:	.00	.00	Warrants Outstanding:	.00
Cash Balance:	.00	.00	End:	.00

Monthly Statement Summary

Source Code	Description		MTDAmount	YTDAmount
6116421408 Superstition Fire & Medical Dist Debt Ret Int 2006		**Beginning Balance:**	94,097.01	92,033.57
11100.2011	2011 Real Estate Taxes		.00	.08
11100.2012	2012 Real Estate Taxes		125.56	209.70
11100.2013	2013 Real Estate Taxes		229.62	229.70
11100.2014	2014 Real Estate Taxes		.00	.08
11100.2015	2015 Real Estate Taxes		.00	.08
11100.2016	2016 Real Estate Taxes		.00	.07
11100.2017	2017 Real Estate Taxes		358.68	1,431.61
12100.2009	2009 Personal Property Taxes		.35	3.06
12100.2010	2010 Personal Property Taxes		1.97	3.21
12100.2011	2011 Personal Property Taxes		3.20	4.19
12100.2012	2012 Personal Property Taxes		1.39	4.31
12100.2013	2013 Personal Property Taxes		2.34	13.23
12100.2014	2014 Personal Property Taxes		3.10	17.37
12100.2015	2015 Personal Property Taxes		28.36	52.96
12100.2016	2016 Personal Property Taxes		29.32	75.90
12100.2017	2017 Personal Property Taxes		54.27	296.88
18200.2011	2011 Taxes Transferred		(.23)	(.23)
18200.2012	2012 Taxes Transferred		(126.28)	(126.28)
18200.2013	2013 Taxes Transferred		(230.36)	(230.36)
18200.2014	2014 Taxes Transferred		(1.05)	(1.05)
18200.2015	2015 Taxes Transferred		(6.38)	(6.38)
18200.2016	2016 Taxes Transferred		(6.82)	(6.82)
18200.2017	2017 Taxes Transferred		(131.74)	(131.74)
21100.40	Wells Fargo Bank Investment Interest		.05	1.51
21100.41	Wells Fargo Repo Investment Interest		1.79	96.62
21100.43	Wells Fargo Trust Investment Interest		1.41	7.55
21100.46	Wells Fargo Investment Investment Interest		4.04	143.97
21100.55	Multi-Bank Securities Investment Interest		10.36	43.53
21100.70	Vining Sparks Investment Interest		65.29	307.47
21100.80	Stifel Nicolaus & Company Investment Interest		.00	41.52
73750.0	Revenue Transfer		(94,515.25)	(94,515.25)
90400.0	Refund Interest		.00	(.06)
		Ending Balance:	**.00**	**.00**

Monthly Statement Detail

Date	Notes	Doc #	Amount	C/D
6116421408 Superstition Fire & Medical Dist Debt Ret Int 2006			**Beginning Balance: 94,097.01**	
11100.2012	2012 Real Estate Taxes		Source Code Total: 125.56	

Pinal County Treasurer

Monthly Statement

Date Range: 10/1/2018 to 10/31/2018

10/25	Tax Distribution	0	76.06	C
10/25	Tax Distribution	0	49.50	C
11100.2013 2013 Real Estate Taxes			Source Code Total: 229.62	
10/25	Tax Distribution	0	229.62	C
11100.2017 2017 Real Estate Taxes			Source Code Total: 358.68	
10/01	Tax Distribution	0	3.56	C
10/01	Tax Distribution	0	5.00	C
10/02	Tax Distribution	0	90.55	C
10/03	Tax Distribution	0	.06	C
10/03	Tax Distribution	0	3.52	C
10/03	Tax Distribution	0	3.83	C
10/03	Tax Distribution	0	.94	C
10/04	Tax Distribution	0	1.14	C
10/05	Tax Distribution	0	3.01	C
10/05	Tax Distribution	0	.06	C
10/05	Tax Distribution	0	6.22	C
10/08	Tax Distribution	0	2.09	C
10/09	Tax Distribution	0	.95	C
10/09	Tax Distribution	0	2.46	C
10/09	Tax Distribution	0	2.68	C
10/10	Tax Distribution	0	11.29	C
10/10	Tax Distribution	0	11.11	C
10/10	Tax Distribution	0	5.47	C
10/10	Tax Distribution	0	8.88	C
10/11	Tax Distribution	0	.08	C
10/11	Tax Distribution	0	.94	C
10/11	Tax Distribution	0	.06	C
10/11	Tax Distribution	0	23.90	C
10/12	Tax Distribution	0	.33	C
10/15	Tax Distribution	0	1.13	C
10/15	Tax Distribution	0	.95	C
10/15	Tax Distribution	0	29.88	C
10/16	Tax Distribution	0	5.35	C
10/17	Tax Distribution	0	8.53	C
10/18	Tax Distribution	0	.55	C
10/18	Tax Distribution	0	4.27	C
10/22	Tax Distribution	0	.06	C
10/22	Tax Distribution	0	11.39	C
10/22	Tax Distribution	0	1.64	C
10/23	Tax Distribution	0	.10	C
10/23	Tax Distribution	0	7.74	C
10/24	Tax Distribution	0	3.86	C
10/24	Tax Distribution	0	12.35	C
10/25	Tax Distribution	0	3.00	C
10/25	Tax Distribution	0	5.82	C
10/26	Tax Distribution	0	6.54	C
10/26	Tax Distribution	0	20.06	C
10/26	Tax Distribution	0	.80	C
10/29	Tax Distribution	0	1.69	C
10/29	Tax Distribution	0	1.93	C
10/30	Tax Distribution	0	.05	C
10/31	Tax Distribution	0	1.82	C
10/31	Tax Distribution	0	33.02	C
10/31	Tax Distribution	0	1.81	C
10/31	Tax Distribution	0	6.21	C
12100.2009 2009 Personal Property Taxes			Source Code Total: .35	
10/03	Tax Distribution	0	.35	C

Pinal County Treasurer

Monthly Statement

Date Range: 10/1/2018 to 10/31/2018

12100.2010 2010 Personal Property Taxes			Source Code Total: 1.97	
10/03	Tax Distribution	0	.41	C
10/09	Tax Distribution	0	1.12	C
10/22	Tax Distribution	0	.44	C
12100.2011 2011 Personal Property Taxes			Source Code Total: 3.20	
10/03	Tax Distribution	0	.52	C
10/09	Tax Distribution	0	2.45	C
10/29	Tax Distribution	0	.23	C
12100.2012 2012 Personal Property Taxes			Source Code Total: 1.39	
10/03	Tax Distribution	0	.44	C
10/09	Tax Distribution	0	.23	C
10/29	Tax Distribution	0	.72	C
12100.2013 2013 Personal Property Taxes			Source Code Total: 2.34	
10/03	Tax Distribution	0	.43	C
10/12	Tax Distribution	0	.16	C
10/15	Tax Distribution	0	1.01	C
10/23	Tax Distribution	0	.50	C
10/29	Tax Distribution	0	.24	C
12100.2014 2014 Personal Property Taxes			Source Code Total: 3.10	
10/03	Tax Distribution	0	.41	C
10/12	Tax Distribution	0	.19	C
10/15	Tax Distribution	0	.95	C
10/19	Tax Distribution	0	.50	C
10/29	Tax Distribution	0	.55	C
10/29	Tax Distribution	0	.50	C
12100.2015 2015 Personal Property Taxes			Source Code Total: 28.36	
10/03	Tax Distribution	0	.38	C
10/04	Tax Distribution	0	19.71	C
10/09	Tax Distribution	0	.33	C
10/11	Tax Distribution	0	.44	C
10/15	Tax Distribution	0	.88	C
10/17	Tax Distribution	0	.24	C
10/24	Tax Distribution	0	3.28	C
10/29	Tax Distribution	0	.52	C
10/29	Tax Distribution	0	.49	C
10/29	Tax Distribution	0	2.09	C
12100.2016 2016 Personal Property Taxes			Source Code Total: 29.32	
10/01	Tax Distribution	0	.24	C
10/03	Tax Distribution	0	.22	C
10/03	Tax Distribution	0	.36	C
10/03	Tax Distribution	0	1.50	C
10/04	Tax Distribution	0	2.80	C
10/04	Tax Distribution	0	14.03	C
10/09	Tax Distribution	0	.31	C
10/10	Tax Distribution	0	.48	C
10/10	Tax Distribution	0	.15	C
10/11	Tax Distribution	0	.20	C
10/12	Tax Distribution	0	.29	C
10/15	Tax Distribution	0	.81	C
10/15	Tax Distribution	0	.33	C
10/16	Tax Distribution	0	.30	C
10/16	Tax Distribution	0	.25	C
10/17	Tax Distribution	0	.23	C
10/24	Tax Distribution	0	3.25	C
10/26	Tax Distribution	0	.45	C
10/29	Tax Distribution	0	.49	C
10/29	Tax Distribution	0	.46	C

Pinal County Treasurer

Monthly Statement

Date Range: 10/1/2018 to 10/31/2018

10/29	Tax Distribution	0	1.92	C
10/31	Tax Distribution	0	.25	C
12100.2017	2017 Personal Property Taxes		Source Code Total: 54.27	
10/02	Tax Distribution	0	.29	C
10/03	Tax Distribution	0	1.09	C
10/03	Tax Distribution	0	.42	C
10/03	Tax Distribution	0	.33	C
10/03	Tax Distribution	0	1.63	C
10/04	Tax Distribution	0	2.60	C
10/04	Tax Distribution	0	.20	C
10/05	Tax Distribution	0	.59	C
10/09	Tax Distribution	0	4.10	C
10/09	Tax Distribution	0	.28	C
10/10	Tax Distribution	0	.30	C
10/10	Tax Distribution	0	1.53	C
10/11	Tax Distribution	0	4.13	C
10/12	Tax Distribution	0	1.17	C
10/15	Tax Distribution	0	1.56	C
10/15	Tax Distribution	0	4.03	C
10/16	Tax Distribution	0	.37	C
10/17	Tax Distribution	0	1.04	C
10/19	Tax Distribution	0	3.16	C
10/22	Tax Distribution	0	.10	C
10/22	Tax Distribution	0	.41	C
10/23	Tax Distribution	0	.17	C
10/23	Tax Distribution	0	11.75	C
10/24	Tax Distribution	0	1.07	C
10/24	Tax Distribution	0	3.40	C
10/25	Tax Distribution	0	.09	C
10/25	Tax Distribution	0	.26	C
10/26	Tax Distribution	0	1.34	C
10/29	Tax Distribution	0	.45	C
10/29	Tax Distribution	0	.42	C
10/29	Tax Distribution	0	3.28	C
10/29	Tax Distribution	0	1.12	C
10/31	Tax Distribution	0	.07	C
10/31	Tax Distribution	0	1.38	C
10/31	Tax Distribution	0	.14	C
18200.2011	2011 Taxes Transferred		Source Code Total: (.23)	
10/29	MATURED DEBT SVC FR 6-11642-1408	0	(.23)	C
18200.2012	2012 Taxes Transferred		Source Code Total: (126.28)	
10/25	MATURED DEBT SVC FR 6-11642-1408	0	(76.06)	C
10/25	MATURED DEBT SVC FR 6-11642-1408	0	(49.50)	C
10/29	MATURED DEBT SVC FR 6-11642-1408	0	(.72)	C
18200.2013	2013 Taxes Transferred		Source Code Total: (230.36)	
10/23	MATURED DEBT SVC FR 6-11642-1408	0	(.50)	C
10/25	MATURED DEBT SVC FR 6-11642-1408	0	(229.62)	C
10/29	MATURED DEBT SVC FR 6-11642-1408	0	(.24)	C
18200.2014	2014 Taxes Transferred		Source Code Total: (1.05)	
10/29	MATURED DEBT SVC FR 6-11642-1408	0	(.55)	C
10/29	MATURED DEBT SVC FR 6-11642-1408	0	(.50)	C
18200.2015	2015 Taxes Transferred		Source Code Total: (6.38)	
10/24	MATURED DEBT SVC FR 6-11642-1408	0	(3.28)	C
10/29	MATURED DEBT SVC FR 6-11642-1408	0	(.49)	C
10/29	MATURED DEBT SVC FR 6-11642-1408	0	(2.09)	C
10/29	MATURED DEBT SVC FR 6-11642-1408	0	(.52)	C
18200.2016	2016 Taxes Transferred		Source Code Total: (6.82)	

10/24	MATURED DEBT SVC FR 6-11642-1408	0	(3.25)	C
10/26	MATURED DEBT SVC FR 6-11642-1408	0	(.45)	C
10/29	MATURED DEBT SVC FR 6-11642-1408	0	(.49)	C
10/29	MATURED DEBT SVC FR 6-11642-1408	0	(.46)	C
10/29	MATURED DEBT SVC FR 6-11642-1408	0	(1.92)	C
10/31	MATURED DEBT SVC FR 6-11642-1408	0	(.25)	C
18200.2017 2017 Taxes Transferred			Source Code Total: (131.74)	
10/23	MATURED DEBT SVC FR 6-11642-1408	0	(.10)	C
10/23	MATURED DEBT SVC FR 6-11642-1408	0	(7.74)	C
10/23	MATURED DEBT SVC FR 6-11642-1408	0	(.17)	C
10/23	MATURED DEBT SVC FR 6-11642-1408	0	(11.75)	C
10/24	MATURED DEBT SVC FR 6-11642-1408	0	(3.86)	C
10/24	MATURED DEBT SVC FR 6-11642-1408	0	(12.35)	C
10/24	MATURED DEBT SVC FR 6-11642-1408	0	(1.07)	C
10/24	MATURED DEBT SVC FR 6-11642-1408	0	(3.40)	C
10/25	MATURED DEBT SVC FR 6-11642-1408	0	(3.00)	C
10/25	MATURED DEBT SVC FR 6-11642-1408	0	(5.82)	C
10/25	MATURED DEBT SVC FR 6-11642-1408	0	(.09)	C
10/25	MATURED DEBT SVC FR 6-11642-1408	0	(.26)	C
10/26	MATURED DEBT SVC FR 6-11642-1408	0	(6.54)	C
10/26	MATURED DEBT SVC FR 6-11642-1408	0	(20.06)	C
10/26	MATURED DEBT SVC FR 6-11642-1408	0	(.80)	C
10/26	MATURED DEBT SVC FR 6-11642-1408	0	(1.34)	C
10/29	MATURED DEBT SVC FR 6-11642-1408	0	(1.12)	C
10/29	MATURED DEBT SVC FR 6-11642-1408	0	(1.69)	C
10/29	MATURED DEBT SVC FR 6-11642-1408	0	(1.93)	C
10/29	MATURED DEBT SVC FR 6-11642-1408	0	(.45)	C
10/29	MATURED DEBT SVC FR 6-11642-1408	0	(.42)	C
10/29	MATURED DEBT SVC FR 6-11642-1408	0	(3.28)	C
10/30	MATURED DEBT SVC FR 6-11642-1408	0	(.05)	C
10/31	MATURED DEBT SVC FR 6-11642-1408	0	(1.82)	C
10/31	MATURED DEBT SVC FR 6-11642-1408	0	(33.02)	C
10/31	MATURED DEBT SVC FR 6-11642-1408	0	(1.81)	C
10/31	MATURED DEBT SVC FR 6-11642-1408	0	(6.21)	C
10/31	MATURED DEBT SVC FR 6-11642-1408	0	(.07)	C
10/31	MATURED DEBT SVC FR 6-11642-1408	0	(1.38)	C
10/31	MATURED DEBT SVC FR 6-11642-1408	0	(.14)	C
21100.40 Wells Fargo Bank Investment Interest			Source Code Total: .05	
10/01	Investment Interest	0	.05	C
21100.41 Wells Fargo Repo Investment Interest			Source Code Total: 1.79	
10/01	Investment Interest	0	1.79	C
21100.43 Wells Fargo Trust Investment Interest			Source Code Total: 1.41	
10/08	Investment Interest	0	1.41	C
21100.46 Wells Fargo Investment Investment Interest			Source Code Total: 4.04	
10/17	Investment Interest	0	4.04	C
10/29	Investment Interest	0	12.68	C
10/29	Investment Interest	0	16.05	C
10/29	Investment Interest	0	11.43	C
10/29	MATURED DEBT SVC FR 6-11642-1408	0	(11.43)	C
10/29	MATURED DEBT SVC FR 6-11642-1408	0	(12.68)	C
10/29	MATURED DEBT SVC FR 6-11642-1408	0	(16.05)	C
10/30	MATURED DEBT SVC FR 6-11642-1408	0	(15.59)	C
10/30	Investment Interest	0	15.59	C
21100.55 Multi-Bank Securities Investment Interest			Source Code Total: 10.36	
10/01	Investment Interest	0	9.27	C
10/16	Investment Interest	0	1.09	C
21100.70 Vining Sparks Investment Interest			Source Code Total: 65.29	

Pinal County Treasurer

Monthly Statement

Date Range: 10/1/2018 to 10/31/2018

10/01	Investment Interest	0	25.13	C
10/02	Investment Interest	0	14.74	C
10/17	Investment Interest	0	11.62	C
10/18	Investment Interest	0	13.80	C
10/29	Investment Interest	0	18.44	C
10/29	Investment Interest	0	4.42	C
10/29	MATURED DEBT SVC FR 6-11642-1408	0	(18.44)	C
10/29	MATURED DEBT SVC FR 6-11642-1408	0	(4.42)	C
10/30	MATURED DEBT SVC FR 6-11642-1408	0	(15.77)	C
10/30	Investment Interest	0	15.77	C
21100.80 Stifel Nicolaus & Company Investment Interest			Source Code Total: .00	
10/29	Investment Interest	0	9.89	C
10/29	MATURED DEBT SVC FR 6-11642-1408	0	(9.89)	C
10/30	MATURED DEBT SVC FR 6-11642-1408	0	(17.82)	C
10/30	Investment Interest	0	17.82	C
73750.0 Revenue Transfer			Source Code Total: (94,515.25)	
10/23	Per Dist Xfr To 6-116421410 to zero out accnt	0	(94,515.25)	C
	6116421408 Superstition Fire & Medical Dist Debt Ret Int 2006		**Ending Balance: .00**	

Superstition Fire & Medical District
Bond Interest Fund Tax Revenue Reconciliation - 103118

	1408 Fund				1410 Fund								Acct # 600-10	Debit	Credit
	July	**Aug**	**Sept**	**Oct**	**July**	**Aug**	**Sept**	**Oct**	**Total**		**Already Booked**	**October JE**			
Beginning	92,033.57	93,041.09	93,560.25	94,097.01	-	-	28.86	8,625.35	92,033.57		92,033.57				
2011 Real	0.08	-	-		-			0.23	0.31						
2012 Real	33.27	50.87	-		-			126.28	210.42						
2013 Real	0.08	-	-		-			230.36	230.44						
2014 Real	0.08	-	-		-			1.05	1.13						
2015 Real	0.08	-	-		-			6.38	6.46						
2016 Real	0.07	-	-		-			6.82	6.89						
2017 Real	621.87	222.51	228.55	274.14	-			131.74	1,478.81						
2018 Real	-	-	-	0.35	-	25.84	7,303.74	27,389.03	34,718.96	36,653.42	1,157.46	35,495.96	41000		35,495.96
2009 PPT	0.26	2.45	-	1.97	-				4.68						
2010 PPT	0.60	0.64	-	2.97	-				4.21						
2011 PPT	0.99	-	-	0.67	-				1.66						
2012 PPT	0.50	2.19	0.23	1.60	-				4.52						
2013 PPT	1.95	4.58	4.36	2.05	-				12.94						
2014 PPT	5.21	5.10	3.96	21.98	-				36.25						
2015 PPT	4.50	6.29	13.81	29.33	-				53.93						
2016 PPT	8.34	11.21	27.03	0.24	-				46.82						
2017 PPT	46.79	30.98	164.84		-				242.61						
2018 PPT	-	-	-		-	3.02	1,292.70	1,987.92	3,283.64	3,691.26	346.81	3,344.45	41050		3,344.45
									-						
Interest	282.85	182.34	94.04	82.94	-		0.05	128.33	770.55		559.23	211.32	45700		211.32
									-						
Refund Interest		-	(0.06)		-				(0.06)		(0.06)				
Ending	93,041.09	93,560.25	94,097.01	**94,515.25**	-	28.86	8,625.35	38,633.49	133,148.74						
									133,148.74			39,051.73	10600	39,051.73	
				-					-					39,051.73	39,051.73

C

B

Pinal County Treasurer

Monthly Statement

Date Range: 10/1/2018 to 10/31/2018

Account	Period	YTD		
6116421410	**Super Fire & Med Debt Refunding Int Series 2018**			
Begin Balance:	8,625.35	.00		
Income:	124,523.39	133,148.74		
LOC Advance:	.00	.00		
Expense:	.00	.00	LOC:	.00
LOC Payments:	.00	.00	Warrants Outstanding:	.00
Cash Balance:	133,148.74	133,148.74	End:	133,148.74

Monthly Statement Summary

Source Code	Description		MTDAmount	YTDAmount
6116421410 Super Fire & Med Debt Refunding Int Series 2018		**Beginning Balance:**	8,625.35	.00
11100.2018	2018 Real Estate Taxes		27,389.03	34,718.61
12100.2018	2018 Personal Property Taxes		1,987.92	3,283.64
18200.2011	2011 Taxes Transferred		.23	.23
18200.2012	2012 Taxes Transferred		126.28	126.28
18200.2013	2013 Taxes Transferred		230.36	230.36
18200.2014	2014 Taxes Transferred		1.05	1.05
18200.2015	2015 Taxes Transferred		6.38	6.38
18200.2016	2016 Taxes Transferred		6.82	6.82
18200.2017	2017 Taxes Transferred		131.74	131.74
21100.41	Wells Fargo Repo Investment Interest		.04	.04
21100.43	Wells Fargo Trust Investment Interest		.03	.03
21100.46	Wells Fargo Investment Investment Interest		58.23	58.23
21100.55	Multi-Bank Securities Investment Interest		.03	.05
21100.70	Vining Sparks Investment Interest		40.78	40.81
21100.80	Stifel Nicolaus & Company Investment Interest		29.22	29.22
73750.0	Revenue Transfer		94,515.25	94,515.25
		Ending Balance:	**133,148.74**	**133,148.74**

Monthly Statement Detail

Date	Notes	Doc #	Amount	C/D
6116421410 Super Fire & Med Debt Refunding Int Series 2018			**Beginning Balance: 8,625.35**	
11100.2018	2018 Real Estate Taxes		Source Code Total: 27,389.03	
10/01	Tax Distribution	0	466.55	C
10/01	Tax Distribution	0	(.68)	C
10/01	Tax Distribution	0	67.84	C
10/01	Tax Distribution	0	194.97	C
10/01	Tax Distribution	0	166.08	C
10/01	Tax Distribution	0	1.48	C
10/02	Tax Distribution	0	31.47	C
10/02	Tax Distribution	0	63.12	C
10/02	Tax Distribution	0	420.58	C
10/02	Tax Distribution	0	(4.13)	C
10/02	Tax Distribution	0	78.66	C
10/03	Tax Distribution	0	836.72	C
10/03	Tax Distribution	0	106.09	C
10/03	Tax Distribution	0	64.25	C
10/03	Tax Distribution	0	111.56	C
10/03	Tax Distribution	0	36.68	C
10/03	Tax Distribution	0	7.89	C
10/04	Tax Distribution	0	641.80	C
10/04	Tax Distribution	0	53.03	C

Pinal County Treasurer

Monthly Statement

Date Range: 10/1/2018 to 10/31/2018

10/04	Tax Distribution	0	.44	C
10/04	Tax Distribution	0	16.46	C
10/04	Tax Distribution	0	109.59	C
10/04	Tax Distribution	0	14.71	C
10/05	Tax Distribution	0	335.81	C
10/05	Tax Distribution	0	37.74	C
10/05	Tax Distribution	0	121.89	C
10/05	Tax Distribution	0	75.70	C
10/05	Tax Distribution	0	20.53	C
10/05	Tax Distribution	0	5.15	C
10/08	Tax Distribution	0	9.43	C
10/08	Tax Distribution	0	4.26	C
10/08	Tax Distribution	0	73.42	C
10/08	Tax Distribution	0	8.56	C
10/09	Tax Distribution	0	267.83	C
10/09	Tax Distribution	0	47.00	C
10/09	Tax Distribution	0	10.15	C
10/09	Tax Distribution	0	51.98	C
10/09	Tax Distribution	0	101.58	C
10/09	Tax Distribution	0	25.10	C
10/09	Tax Distribution	0	66.10	C
10/10	Tax Distribution	0	329.14	C
10/10	Tax Distribution	0	96.09	C
10/10	Tax Distribution	0	75.08	C
10/10	Tax Distribution	0	106.52	C
10/10	Tax Distribution	0	91.54	C
10/10	Tax Distribution	0	20.66	C
10/10	Tax Distribution	0	33.07	C
10/11	Tax Distribution	0	97.87	C
10/11	Tax Distribution	0	125.23	C
10/11	Tax Distribution	0	145.70	C
10/11	Tax Distribution	0	17.93	C
10/11	Tax Distribution	0	42.02	C
10/12	Tax Distribution	0	(2.80)	C
10/12	Tax Distribution	0	2.66	C
10/12	Tax Distribution	0	85.58	C
10/12	Tax Distribution	0	103.26	C
10/12	Tax Distribution	0	51.61	C
10/12	Tax Distribution	0	50.62	C
10/12	Tax Distribution	0	10.32	C
10/15	Tax Distribution	0	(2.00)	C
10/15	Tax Distribution	0	83.12	C
10/15	Tax Distribution	0	131.89	C
10/15	Tax Distribution	0	101.97	C
10/15	Tax Distribution	0	.63	C
10/16	Tax Distribution	0	(.52)	C
10/16	Tax Distribution	0	225.66	C
10/16	Tax Distribution	0	41.07	C
10/16	Tax Distribution	0	157.86	C
10/16	Tax Distribution	0	11.92	C
10/17	Tax Distribution	0	52.00	C
10/17	Tax Distribution	0	116.95	C
10/17	Tax Distribution	0	217.52	C
10/17	Tax Distribution	0	109.06	C
10/17	Tax Distribution	0	23.59	C
10/18	Tax Distribution	0	35.68	C
10/18	Tax Distribution	0	18.08	C

Pinal County Treasurer

Monthly Statement

Date Range: 10/1/2018 to 10/31/2018

10/18	Tax Distribution	0	122.64	C
10/18	Tax Distribution	0	35.29	C
10/18	Tax Distribution	0	22.58	C
10/18	Tax Distribution	0	(2.26)	C
10/19	Tax Distribution	0	101.98	C
10/19	Tax Distribution	0	26.05	C
10/19	Tax Distribution	0	37.46	C
10/19	Tax Distribution	0	223.60	C
10/19	Tax Distribution	0	13.87	C
10/22	Tax Distribution	0	51.44	C
10/22	Tax Distribution	0	2.97	C
10/22	Tax Distribution	0	151.68	C
10/22	Tax Distribution	0	72.41	C
10/22	Tax Distribution	0	46.23	C
10/22	Tax Distribution	0	59.56	C
10/23	Tax Distribution	0	73.31	C
10/23	Tax Distribution	0	2,678.63	C
10/23	Tax Distribution	0	31.84	C
10/23	Tax Distribution	0	223.44	C
10/23	Tax Distribution	0	17.00	C
10/24	Tax Distribution	0	436.02	C
10/24	Tax Distribution	0	(.33)	C
10/24	Tax Distribution	0	276.90	C
10/24	Tax Distribution	0	8,223.74	C
10/24	Tax Distribution	0	102.37	C
10/24	Tax Distribution	0	106.42	C
10/24	Tax Distribution	0	.97	C
10/24	Tax Distribution	0	48.03	C
10/24	Tax Distribution	0	8.57	C
10/25	Tax Distribution	0	787.95	C
10/25	Tax Distribution	0	(2.36)	C
10/25	Tax Distribution	0	45.97	C
10/25	Tax Distribution	0	30.94	C
10/25	Tax Distribution	0	65.30	C
10/25	Tax Distribution	0	44.62	C
10/25	Tax Distribution	0	143.74	C
10/25	Tax Distribution	0	1.30	C
10/26	Tax Distribution	0	316.99	C
10/26	Tax Distribution	0	97.83	C
10/26	Tax Distribution	0	187.46	C
10/26	Tax Distribution	0	1.32	C
10/26	Tax Distribution	0	19.28	C
10/26	Tax Distribution	0	10.99	C
10/29	Tax Distribution	0	445.05	C
10/29	Tax Distribution	0	42.22	C
10/29	Tax Distribution	0	696.94	C
10/29	Tax Distribution	0	92.69	C
10/29	Tax Distribution	0	170.25	C
10/29	Tax Distribution	0	133.26	C
10/29	Tax Distribution	0	48.27	C
10/30	Tax Distribution	0	237.28	C
10/30	Tax Distribution	0	127.25	C
10/30	Tax Distribution	0	704.73	C
10/30	Tax Distribution	0	9.97	C
10/30	Tax Distribution	0	6.85	C
10/31	Tax Distribution	0	639.69	C
10/31	Tax Distribution	0	108.04	C

Pinal County Treasurer

Monthly Statement

Date Range: 10/1/2018 to 10/31/2018

10/31	Tax Distribution	0	1,053.71	C
10/31	Tax Distribution	0	124.06	C
10/31	Tax Distribution	0	81.13	C
10/31	Tax Distribution	0	77.62	C
10/31	Tax Distribution	0	92.31	C
12100.2018 2018 Personal Property Taxes			Source Code Total: 1,987.92	
10/01	Tax Distribution	0	81.50	C
10/01	Tax Distribution	0	(.22)	C
10/01	Tax Distribution	0	9.67	C
10/01	Tax Distribution	0	10.97	C
10/01	Tax Distribution	0	17.36	C
10/01	Tax Distribution	0	.16	C
10/02	Tax Distribution	0	7.31	C
10/02	Tax Distribution	0	.08	C
10/02	Tax Distribution	0	59.08	C
10/02	Tax Distribution	0	100.81	C
10/02	Tax Distribution	0	11.92	C
10/03	Tax Distribution	0	225.74	C
10/03	Tax Distribution	0	3.43	C
10/03	Tax Distribution	0	17.27	C
10/03	Tax Distribution	0	14.79	C
10/03	Tax Distribution	0	1.27	C
10/03	Tax Distribution	0	1.62	C
10/04	Tax Distribution	0	94.91	C
10/04	Tax Distribution	0	8.07	C
10/04	Tax Distribution	0	.54	C
10/04	Tax Distribution	0	13.21	C
10/04	Tax Distribution	0	2.18	C
10/04	Tax Distribution	0	.10	C
10/05	Tax Distribution	0	69.05	C
10/05	Tax Distribution	0	3.56	C
10/05	Tax Distribution	0	12.46	C
10/05	Tax Distribution	0	6.01	C
10/05	Tax Distribution	0	1.08	C
10/05	Tax Distribution	0	.62	C
10/08	Tax Distribution	0	1.12	C
10/08	Tax Distribution	0	4.61	C
10/08	Tax Distribution	0	8.92	C
10/08	Tax Distribution	0	.20	C
10/09	Tax Distribution	0	18.76	C
10/09	Tax Distribution	0	4.28	C
10/09	Tax Distribution	0	16.91	C
10/09	Tax Distribution	0	12.57	C
10/09	Tax Distribution	0	1.05	C
10/09	Tax Distribution	0	11.37	C
10/10	Tax Distribution	0	44.87	C
10/10	Tax Distribution	0	11.47	C
10/10	Tax Distribution	0	10.31	C
10/10	Tax Distribution	0	16.82	C
10/10	Tax Distribution	0	16.03	C
10/10	Tax Distribution	0	8.81	C
10/10	Tax Distribution	0	1.47	C
10/11	Tax Distribution	0	10.24	C
10/11	Tax Distribution	0	10.42	C
10/11	Tax Distribution	0	20.28	C
10/11	Tax Distribution	0	.10	C
10/11	Tax Distribution	0	3.83	C

10/12	Tax Distribution	0	(1.44)	C
10/12	Tax Distribution	0	54.83	C
10/12	Tax Distribution	0	14.45	C
10/12	Tax Distribution	0	15.60	C
10/12	Tax Distribution	0	14.50	C
10/12	Tax Distribution	0	3.84	C
10/12	Tax Distribution	0	3.10	C
10/15	Tax Distribution	0	13.74	C
10/15	Tax Distribution	0	28.04	C
10/15	Tax Distribution	0	16.17	C
10/15	Tax Distribution	0	.17	C
10/16	Tax Distribution	0	5.73	C
10/16	Tax Distribution	0	18.08	C
10/16	Tax Distribution	0	2.09	C
10/17	Tax Distribution	0	(.85)	C
10/17	Tax Distribution	0	1.23	C
10/17	Tax Distribution	0	16.40	C
10/17	Tax Distribution	0	18.41	C
10/17	Tax Distribution	0	14.11	C
10/17	Tax Distribution	0	3.11	C
10/18	Tax Distribution	0	3.64	C
10/18	Tax Distribution	0	2.08	C
10/18	Tax Distribution	0	8.09	C
10/18	Tax Distribution	0	15.54	C
10/18	Tax Distribution	0	4.68	C
10/18	Tax Distribution	0	1.74	C
10/19	Tax Distribution	0	6.68	C
10/19	Tax Distribution	0	17.25	C
10/19	Tax Distribution	0	23.95	C
10/19	Tax Distribution	0	5.39	C
10/22	Tax Distribution	0	5.19	C
10/22	Tax Distribution	0	6.18	C
10/22	Tax Distribution	0	6.03	C
10/22	Tax Distribution	0	8.95	C
10/22	Tax Distribution	0	5.84	C
10/23	Tax Distribution	0	(4.80)	C
10/23	Tax Distribution	0	5.08	C
10/23	Tax Distribution	0	.66	C
10/23	Tax Distribution	0	5.32	C
10/23	Tax Distribution	0	28.34	C
10/23	Tax Distribution	0	2.58	C
10/24	Tax Distribution	0	50.30	C
10/24	Tax Distribution	0	(.43)	C
10/24	Tax Distribution	0	58.38	C
10/24	Tax Distribution	0	.25	C
10/24	Tax Distribution	0	5.85	C
10/24	Tax Distribution	0	9.59	C
10/24	Tax Distribution	0	.42	C
10/24	Tax Distribution	0	5.85	C
10/24	Tax Distribution	0	.89	C
10/25	Tax Distribution	0	44.21	C
10/25	Tax Distribution	0	(1.12)	C
10/25	Tax Distribution	0	5.28	C
10/25	Tax Distribution	0	2.45	C
10/25	Tax Distribution	0	10.11	C
10/25	Tax Distribution	0	3.07	C
10/25	Tax Distribution	0	2.43	C

Pinal County Treasurer

Monthly Statement

Date Range: 10/1/2018 to 10/31/2018

10/26	Tax Distribution	0	27.73	C
10/26	Tax Distribution	0	104.95	C
10/26	Tax Distribution	0	5.36	C
10/26	Tax Distribution	0	10.17	C
10/26	Tax Distribution	0	1.45	C
10/26	Tax Distribution	0	.57	C
10/29	Tax Distribution	0	46.55	C
10/29	Tax Distribution	0	4.04	C
10/29	Tax Distribution	0	.12	C
10/29	Tax Distribution	0	5.94	C
10/29	Tax Distribution	0	30.95	C
10/29	Tax Distribution	0	15.37	C
10/29	Tax Distribution	0	11.04	C
10/30	Tax Distribution	0	21.90	C
10/30	Tax Distribution	0	(.14)	C
10/30	Tax Distribution	0	9.24	C
10/30	Tax Distribution	0	.79	C
10/31	Tax Distribution	0	36.30	C
10/31	Tax Distribution	0	7.30	C
10/31	Tax Distribution	0	4.99	C
10/31	Tax Distribution	0	15.15	C
10/31	Tax Distribution	0	14.47	C
10/31	Tax Distribution	0	3.10	C
10/31	Tax Distribution	0	4.34	C
18200.2011 2011 Taxes Transferred			Source Code Total: .23	
10/29	MATURED DEBT SVC FR 6-11642-1408	0	.23	C
18200.2012 2012 Taxes Transferred			Source Code Total: 126.28	
10/25	MATURED DEBT SVC FR 6-11642-1408	0	76.06	C
10/25	MATURED DEBT SVC FR 6-11642-1408	0	49.50	C
10/29	MATURED DEBT SVC FR 6-11642-1408	0	.72	C
18200.2013 2013 Taxes Transferred			Source Code Total: 230.36	
10/23	MATURED DEBT SVC FR 6-11642-1408	0	.50	C
10/25	MATURED DEBT SVC FR 6-11642-1408	0	229.62	C
10/29	MATURED DEBT SVC FR 6-11642-1408	0	.24	C
18200.2014 2014 Taxes Transferred			Source Code Total: 1.05	
10/29	MATURED DEBT SVC FR 6-11642-1408	0	.55	C
10/29	MATURED DEBT SVC FR 6-11642-1408	0	.50	C
18200.2015 2015 Taxes Transferred			Source Code Total: 6.38	
10/24	MATURED DEBT SVC FR 6-11642-1408	0	3.28	C
10/29	MATURED DEBT SVC FR 6-11642-1408	0	2.09	C
10/29	MATURED DEBT SVC FR 6-11642-1408	0	.52	C
10/29	MATURED DEBT SVC FR 6-11642-1408	0	.49	C
18200.2016 2016 Taxes Transferred			Source Code Total: 6.82	
10/24	MATURED DEBT SVC FR 6-11642-1408	0	3.25	C
10/26	MATURED DEBT SVC FR 6-11642-1408	0	.45	C
10/29	MATURED DEBT SVC FR 6-11642-1408	0	.49	C
10/29	MATURED DEBT SVC FR 6-11642-1408	0	.46	C
10/29	MATURED DEBT SVC FR 6-11642-1408	0	1.92	C
10/31	MATURED DEBT SVC FR 6-11642-1408	0	.25	C
18200.2017 2017 Taxes Transferred			Source Code Total: 131.74	
10/23	MATURED DEBT SVC FR 6-11642-1408	0	.10	C
10/23	MATURED DEBT SVC FR 6-11642-1408	0	7.74	C
10/23	MATURED DEBT SVC FR 6-11642-1408	0	.17	C
10/23	MATURED DEBT SVC FR 6-11642-1408	0	11.75	C
10/24	MATURED DEBT SVC FR 6-11642-1408	0	3.86	C
10/24	MATURED DEBT SVC FR 6-11642-1408	0	12.35	C
10/24	MATURED DEBT SVC FR 6-11642-1408	0	1.07	C

Pinal County Treasurer

Monthly Statement

Date Range: 10/1/2018 to 10/31/2018

10/24	MATURED DEBT SVC FR 6-11642-1408	0	3.40	C
10/25	MATURED DEBT SVC FR 6-11642-1408	0	3.00	C
10/25	MATURED DEBT SVC FR 6-11642-1408	0	5.82	C
10/25	MATURED DEBT SVC FR 6-11642-1408	0	.09	C
10/25	MATURED DEBT SVC FR 6-11642-1408	0	.26	C
10/26	MATURED DEBT SVC FR 6-11642-1408	0	6.54	C
10/26	MATURED DEBT SVC FR 6-11642-1408	0	20.06	C
10/26	MATURED DEBT SVC FR 6-11642-1408	0	.80	C
10/26	MATURED DEBT SVC FR 6-11642-1408	0	1.34	C
10/29	MATURED DEBT SVC FR 6-11642-1408	0	1.69	C
10/29	MATURED DEBT SVC FR 6-11642-1408	0	1.93	C
10/29	MATURED DEBT SVC FR 6-11642-1408	0	.45	C
10/29	MATURED DEBT SVC FR 6-11642-1408	0	.42	C
10/29	MATURED DEBT SVC FR 6-11642-1408	0	3.28	C
10/29	MATURED DEBT SVC FR 6-11642-1408	0	1.12	C
10/30	MATURED DEBT SVC FR 6-11642-1408	0	.05	C
10/31	MATURED DEBT SVC FR 6-11642-1408	0	1.82	C
10/31	MATURED DEBT SVC FR 6-11642-1408	0	33.02	C
10/31	MATURED DEBT SVC FR 6-11642-1408	0	1.81	C
10/31	MATURED DEBT SVC FR 6-11642-1408	0	6.21	C
10/31	MATURED DEBT SVC FR 6-11642-1408	0	.07	C
10/31	MATURED DEBT SVC FR 6-11642-1408	0	1.38	C
10/31	MATURED DEBT SVC FR 6-11642-1408	0	.14	C
21100.41 Wells Fargo Repo Investment Interest			Source Code Total: .04	
10/01	Investment Interest	0	.04	C
21100.43 Wells Fargo Trust Investment Interest			Source Code Total: .03	
10/08	Investment Interest	0	.03	C
21100.46 Wells Fargo Investment Investment Interest			Source Code Total: 58.23	
10/17	Investment Interest	0	.05	C
10/29	Investment Interest	0	.64	C
10/29	Investment Interest	0	.46	C
10/29	MATURED DEBT SVC FR 6-11642-1408	0	11.43	C
10/29	MATURED DEBT SVC FR 6-11642-1408	0	12.68	C
10/29	MATURED DEBT SVC FR 6-11642-1408	0	16.05	C
10/29	Investment Interest	0	.44	C
10/30	MATURED DEBT SVC FR 6-11642-1408	0	15.59	C
10/30	Investment Interest	0	.89	C
21100.55 Multi-Bank Securities Investment Interest			Source Code Total: .03	
10/01	Investment Interest	0	.02	C
10/16	Investment Interest	0	.01	C
21100.70 Vining Sparks Investment Interest			Source Code Total: 40.78	
10/01	Investment Interest	0	.05	C
10/02	Investment Interest	0	.04	C
10/17	Investment Interest	0	.13	C
10/18	Investment Interest	0	.16	C
10/29	Investment Interest	0	.64	C
10/29	Investment Interest	0	.23	C
10/29	MATURED DEBT SVC FR 6-11642-1408	0	18.44	C
10/29	MATURED DEBT SVC FR 6-11642-1408	0	4.42	C
10/30	MATURED DEBT SVC FR 6-11642-1408	0	15.77	C
10/30	Investment Interest	0	.90	C
21100.80 Stifel Nicolaus & Company Investment Interest			Source Code Total: 29.22	
10/29	MATURED DEBT SVC FR 6-11642-1408	0	9.89	C
10/29	Investment Interest	0	.50	C
10/30	MATURED DEBT SVC FR 6-11642-1408	0	17.82	C
10/30	Investment Interest	0	1.01	C
73750.0 Revenue Transfer			Source Code Total: 94,515.25	

Pinal County Treasurer

Monthly Statement

Date Range: 10/1/2018 to 10/31/2018

10/23	Per Dist Xfr Fr 6-116421408 to zero out accnt	0	94,515.25	C
	6116421410 Super Fire & Med Debt Refunding Int Series 2018		**Ending Balance: 133,148.74**	

11/5/18
7:01:33 AM

Superstition Fire & Medical District

Balance Sheet

As of 10/31/2018

FUND: (600) Debt Retirement Interest Fund

Assets

Current Assets		
Fund Cash - Debt Retirement Interest	$133,148.74	
Total Current Assets		$133,148.74
Total Assets		$133,148.74

E

Liabilities and Equity

Equity		
Fund Balance - Debt Retirement Interest	$92,033.57	
Current Year Profit/Loss	41,115.17	
Total Equity		133,148.74
Total Liabilities and Equity		$133,148.74