

SUPERSTITION FIRE & MEDICAL DISTRICT
Balance Sheet - Governmental Funds
April 30, 2015

		General	Capital Projects	Bond	Special Revenue	Debt Retirement Principal	Debt Retirement Interest	Totals
Fund		100	200	300	400	500	600	
ASSETS								
Current Assets								
10100	Fund Cash - General (M & O)	11,264,912.97						11,264,912.97
10150	Payroll Account	(7,830,455.85)						(7,830,455.85)
	PCT + Wells Fargo P/R Clearing Account	3,434,457.12						3,434,457.12
10200	Fund Cash - Capital Projects		2,900,194.69					2,900,194.69
10500	Fund Cash - Bond			3,152.63				3,152.63
10400	Fund Cash - Special Revenue				73,422.32			73,422.32
10500	Fund Cash - Debt Principal					413,459.83		413,459.83
10600	Fund Cash - Debt Interest						182,415.20	182,415.20
11000	Petty Cash - Accounting	100.00	-	-	-	-	-	100.00
12000	Investments - US Bank	-	-	-	-	-	-	-
13000	Accounts Receivable	-	-	-	-	-	-	-
15000	Due From other Fund Accounts	-	-	-	-	-	-	-
Total Current Assets		\$ 3,434,557.12	\$ 2,900,194.69	\$ 3,152.63	\$ 73,422.32	\$ 413,459.83	\$ 182,415.20	\$ 7,007,201.79
LIABILITIES AND EQUITY								
Current Liabilities								
21000	Encumbrances (accrued payables)	-	-	-	-	-	-	-
21050	Accounts Payable	-	-	-	-	-	-	-
21250	Sales Tax Payable	105.25	-	-	-	-	-	105.25
21300..21500	Payroll Tax Withholdings	-	-	-	-	-	-	-
21600	Industrial Insurance Payable	-	-	-	-	-	-	-
21650	Pre-Tax Insurance Withholding	-	-	-	-	-	-	-
21660	Health Savings Account (HSA)	-	-	-	-	-	-	-
21665	HSA Fees (Due 3rd party)	599.08	-	-	-	-	-	599.08
21700	Career F.F. Employee Retirement	(92.74)	-	-	-	-	-	(92.74)
21725	Civilian Employee Retirement	-	-	-	-	-	-	-
21800	Pre-Tax 457 Plan	-	-	-	-	-	-	-
21850	Deferred Comp. 457(b) Employer Match	-	-	-	-	-	-	-
21900	Career F.F. Union Dues	-	-	-	-	-	-	-
22000	Superior Court Clerk W/H	-	-	-	-	-	-	-
22200	Disability Insurance - Voluntary Long Term	253.56	-	-	-	-	-	253.56
22300	Life Insurance - Voluntary Supplemental	284.43	-	-	-	-	-	284.43
22500	Levied Wages (Due 3rd party)	-	-	-	-	-	-	-
24000	AFLAC Payable	(48.12)	-	-	-	-	-	(48.12)
25000	Due To other Fund Accounts	-	-	-	-	-	-	-
29000	Pinal County Treasurer - Line of Credit	-	-	-	-	-	-	-
Total Current Liabilities		1,101.46	-	-	-	-	-	1,101.46
Equity								
31000	Fund Balance	2,683,830.03	2,932,557.44	2,913.76	51,950.51	33,424.18	31,205.70	5,735,881.62
40000..99999	Current Year Profit / Loss	749,625.63	(32,362.75)	238.87	21,471.81	380,035.65	151,209.50	1,270,218.71
Total Liabilities and Equity		\$ 3,434,557.12	\$ 2,900,194.69	\$ 3,152.63	\$ 73,422.32	\$ 413,459.83	\$ 182,415.20	\$ 7,007,201.79

SUPERSTITION FIRE & MEDICAL DISTRICT
Cash Flow - All Governmental Funds
April 30, 2015

Month	Status	Beginning Cash Balance	Revenues	Expenditures	Variance	Ending Cash Balance
July	Actual	5,736,088	77,636	932,847	(855,211)	4,880,877
August	Actual	4,880,877	141,414	1,333,043	(1,191,629)	3,689,248
September	Actual	3,689,248	1,131,679	913,230	218,450	3,907,698
October	Actual	3,907,698	4,226,486	1,042,308	3,184,178	7,091,876
November	Actual	7,091,876	1,020,789	1,015,704	5,085	7,096,961
December	Actual	7,096,961	1,326,489	937,651	388,838	7,485,798
January	Actual	7,485,798	430,407	1,446,316	(1,015,909)	6,469,889
February	Actual	6,469,889	311,004	980,382	(669,377)	5,800,512
March	Actual	5,800,512	364,332	1,083,203	(718,871)	5,081,642
April	Actual	5,081,642	2,927,341	1,001,781	1,925,560	7,007,202
May	Projected	7,007,202	1,402,245	1,043,226	359,019	7,366,221
June	Projected	7,366,221	295,748	2,636,892	(2,341,143)	5,025,078

Per Arizona Revised Statute (ARS) §48-807(O), the District must produce a Cash Flow Projection Report each fiscal year. This was a new requirement effective September 13, 2013.

The Cash Flow report consists of the combined cash balances of **all** District Funds. These balances includes the General (100) Fund, Capital Projects (200) Fund, Bond Proceeds (300) Fund, Special Revenue (400) Fund, Debt Principal (500) Fund, and Debt Interest (600) Fund.

The first half of the fiscal year's property taxes is due between October 1 and November 1, and the second half is due between March 1 and May 1. Consequently, during the early months of the fiscal year, Capital Projects fund may be utilized to off-set low revenue collections period, but are returned to the Capital Fund when revenue flows increase.

The Cash Flow Projection Report is to be updated monthly with the actual revenues deposited into and expenditures disbursed from the District's cash accounts. It is important to note that the revenues and expenditures are reported here on a Cash Basis.

This report is generated to demonstrate that the Fire District maintains sufficient cash available to satisfy the projected expenditures budgeted over the course of the fiscal year. Close attention should be paid to the Ending Cash Balance columns of this report.

The projections above were derived from an analysis of the District's actual revenues and expenditures for the past three fiscal years and the current year's approved budget. They are to be used as a guide in financial planning. For more detailed information regarding revenues, expenditures, and cash accounts, please refer to the District's Monthly Financial Statements, Warrants Register, and Bank Statements.

**SUPERSTITION FIRE & MEDICAL DISTRICT
GENERAL FUND**

Percentage Comparison by Activity
PERIOD ENDING APRIL 30, 2015

	ANNUAL BUDGET	Current Month Actual	Current YTD Actual	Prior YTD Actual	Forecasted Remaining Balance
REVENUES:					
Direct Taxes	11,280,564.84	2,683,053.69	10,483,322.83	9,095,544.74	(797,242.01)
Other Taxes	364,119.06	8,148.88	226,224.35	204,990.19	(137,894.71)
Charges for Services	559,600.00	12,123.79	412,790.10	618,371.35	(146,809.90)
Community Health Services	8,000.00	216.00	4,007.00	5,653.00	(3,993.00)
Other Income	31,250.00	37,668.71	82,890.51	17,955.44	51,640.51
Intergovernmental Income	-	-	-	-	-
Fleet Advertising	100,000.00	-	7,839.00	70,551.00	(92,161.00)
Other Financing Sources (Uses)	(491,980.96)	-	102.04	103.48	492,083.00
District Property and Equipment Sales	-	-	-	-	-
TOTAL REVENUE	\$ 11,851,552.94	\$ 2,741,211.07	\$ 11,217,175.83	\$ 10,013,169.20	\$ (634,377.11)
EXPENDITURES:					
Administration Services	1,078,033.54	71,161.60	916,071.80	896,688.11	161,961.74
Financial Services / Reserves	1,790,719.50	118.09	3,986.27	19,145.27	1,786,733.23
Training Services	91,236.50	4,572.80	79,182.29	48,107.82	12,054.21
Technical Services	722,046.15	48,987.14	549,241.80	505,667.30	172,804.35
Communication Services	255,490.00	27,686.97	203,748.31	192,178.09	51,741.69
Emergency Services	10,133,206.48	747,371.98	8,353,746.01	7,536,600.75	1,779,460.47
Community Services	464,450.80	34,333.24	361,573.72	356,781.87	102,877.08
TOTAL EXPENDITURES	\$ 14,535,182.97	\$ 934,231.82	\$ 10,467,550.20	\$ 9,555,169.21	\$ 4,067,632.77
NET FINANCIAL SOURCES (USES)	\$ (2,683,630.03)	\$ 1,806,979.25	\$ 749,625.63	\$ 457,999.99	\$ (4,702,009.88)

Beginning Fund Balance July 1, 2014:

Unrestricted, unassigned Fund Balance 2,683,630.03

Total Beginning Fund Balance July 1, 2014. \$ 2,683,630.03

SUPERSTITION FIRE & MEDICAL DISTRICT
GENERAL FUND
CONSOLIDATED BUDGET vs. ACTUAL YTD EXPENDITURES
PERIOD ENDING APRIL 30, 2015

PERIOD ENDING APRIL 30, 2015	ANNUAL BUDGET	Current Month Actual	Current YTD Actual	Forecasted Remaining Balance	% Left	YTD Actual Annualized as % of Budget
ADMINISTRATIVE SERVICES						
Compensation & Benefits						
Compensation	486,900.25	33,957.16	378,223.38	108,676.87	22.3%	91.8%
Benefits	217,030.98	14,586.01	168,771.64	48,259.34	22.2%	91.9%
Operating Expenditures						
Equipment & Machinery	31,000.00	-	15,664.02	15,335.98	49.5%	60.6%
Operating Supplies (Durables)	8,250.00	720.56	6,248.78	2,001.22	24.3%	90.9%
Parts & Supplies (Disposables)	34,942.00	4,068.01	25,404.88	9,537.12	27.3%	87.2%
Services:						
Facility	28,063.75	1,830.65	23,059.49	5,004.26	17.8%	98.6%
Operating	45,831.00	1,475.14	27,090.06	18,740.94	40.9%	70.9%
Professional	226,015.56	14,524.07	271,609.55	(45,593.99)	-20.2%	144.2%
Financial	1,790,719.50	118.09	3,986.27	1,786,733.23	99.8%	0.3%
Training	91,236.50	4,572.80	79,182.29	12,054.21	13.2%	104.1%
ADMINISTRATIVE SERVICES	2,959,989.54	75,852.49	999,240.36	1,960,749.18	66.2%	40.5%
TECHNICAL SERVICES						
Compensation & Benefits						
Compensation	230,986.74	17,636.49	194,373.99	36,612.75	15.9%	99.4%
Benefits	110,538.48	7,362.12	84,047.49	26,490.99	24.0%	89.9%
Operating Expenditures						
Equipment & Machinery	9,493.00	-	4,880.90	4,612.10	48.6%	61.7%
Operating Supplies (Durables)	185,700.00	17,983.09	144,689.78	41,010.22	22.1%	93.5%
Parts & Supplies (Disposables)	120,905.20	4,810.47	85,310.09	35,595.11	29.4%	84.7%
Services:						
Facility	18,331.73	448.08	16,248.91	2,082.82	11.4%	106.4%
Operating	12,593.00	130.51	6,204.68	6,388.32	50.7%	59.1%
Professional	30,950.00	616.38	12,614.92	18,335.08	59.2%	48.9%
Training	2,548.00	-	871.04	1,676.96	65.8%	41.0%
TECHNICAL SERVICES	722,046.15	48,987.14	549,241.80	172,804.35	23.9%	91.3%
COMMUNICATION SERVICES						
Operating Expenditures						
Equipment & Machinery	-	-	-	-	0.0%	
Operating Supplies (Durables)	-	-	-	-	0.0%	
Parts & Supplies (Disposables)	8,000.00	-	1,178.10	6,821.90	85.3%	17.7%
Services:						
Facility	8,500.00	553.87	11,461.68	(2,961.68)	-34.8%	161.8%
Operating	38,990.00	1,299.50	24,079.33	14,910.67	38.2%	74.1%
Professional	200,000.00	25,833.60	167,029.20	32,970.80	16.5%	100.2%
Training	-	-	-	-	0.0%	
COMMUNICATION SERVICES	255,490.00	27,686.97	203,748.31	51,741.69	20.3%	95.7%
EMERGENCY SERVICES						
Compensation & Benefits						
Compensation	6,769,141.25	520,800.44	5,704,093.46	1,065,047.79	15.7%	99.6%
Benefits	2,613,484.14	176,010.54	2,029,811.16	583,672.98	22.3%	91.8%
Operating Expenditures						
Equipment & Machinery	29,250.00	6,428.84	13,172.13	16,077.87	55.0%	54.0%
Operating Supplies (Durables)	45,600.00	10,788.42	44,863.33	736.67	1.6%	118.1%
Parts & Supplies (Disposables)	203,232.00	9,231.10	169,506.17	33,725.83	16.6%	100.1%
Services:						
Facility	178,687.59	17,539.71	189,990.18	(11,302.59)	-6.3%	127.6%
Operating	114,823.00	2,786.47	74,559.71	40,263.29	35.1%	77.9%
Professional	121,488.50	4,482.26	83,856.83	37,631.67	31.0%	82.8%
Training	57,500.00	(695.80)	43,893.04	13,606.96	23.7%	91.6%
EMERGENCY SERVICES	10,133,206.48	747,371.98	8,353,746.01	1,779,460.47	17.6%	98.9%
COMMUNITY SERVICES / FIRE PREVENTION						
Compensation & Benefits						
Compensation	285,941.56	21,897.35	233,036.34	52,905.22	18.5%	96.3%
Benefits	114,909.24	8,256.23	90,447.93	24,461.31	21.3%	93.0%
Operating Expenditures						
Equipment & Machinery	6,500.00	-	2,352.75	4,147.25	63.8%	43.4%
Operating Supplies (Durables)	5,500.00	694.47	2,764.84	2,735.16	49.7%	60.3%
Parts & Supplies (Disposables)	13,150.00	622.57	6,321.54	6,828.46	51.9%	57.7%
Services:						
Operating	9,350.00	1,133.33	10,232.96	(882.96)	-9.4%	131.3%
Professional	14,300.00	1,108.56	8,272.85	6,027.15	42.1%	69.4%
Training	14,800.00	620.73	8,144.51	6,655.49	45.0%	66.0%
COMMUNITY SERVICES / FIRE PREVENTION	464,450.80	34,333.24	361,573.72	102,877.08	22.2%	93.4%
GRAND TOTAL OF EXPENDITURES	14,535,182.97	934,231.82	10,467,550.20	4,067,632.77	27.98%	86.4%

Emergency Services**COMPENSATION AND BENEFITS**Wages:

	ANNUAL BUDGET	Current Month Actual	Current YTD Actual	Forecasted Remaining Balance	% Left
100-40-50040-10 Assistant Chiefs	382,414.47	30,129.46	322,155.58	60,258.89	15.76%
100-40-50140-10 Administrative Assistant II	41,395.81	3,221.54	35,035.65	6,360.16	15.36%
100-40-51005-10 Battalion Chief - Training & EMS	107,764.32	8,489.50	90,785.41	16,978.91	15.76%
100-40-51010-10 Battalion Chiefs	308,187.36	24,744.98	263,043.11	45,144.25	14.65%
100-40-51020-10 Field Incident Specialists / BSO Captains	270,791.22	21,390.80	221,743.89	49,047.33	18.11%
100-40-51030-10 Captains	1,343,405.78	128,806.60	1,191,940.37	151,465.41	11.27%
100-40-51040-10 Engineers	1,156,385.54	89,194.31	962,533.14	193,852.40	16.76%
100-40-51050-10 Firefighters	2,423,484.60	182,983.81	1,994,286.88	429,197.72	17.71%
100-40-51007-10 Training Coordinator	169,707.49	6,217.76	131,367.29	38,340.20	22.59%
Subtotal	6,203,536.59	495,178.76	5,212,891.32	990,645.27	15.97%

100-40-52015-10 Light Duty Assignment	-	-	16,861.56	(16,861.56)	0.00%
100-40-52025-10 OTJI Benefit Plan (ER Pays 1/3 of Wages)	21,839.00	-	1,379.17	20,459.83	93.68%
100-40-52510-10 Cell Phone Allowance (Wages)	8,640.00	581.56	6,812.56	1,827.44	21.15%
100-40-52530-10 Battalion Chief Coverage	12,547.05	1,058.28	21,199.86	(8,652.81)	-68.96%
Subtotal	43,026.05	1,639.84	46,253.15	(3,227.10)	-7.50%

Overtime Wages:

100-40-52540-10 FLSA Overtime	80,087.28	4,269.85	60,463.89	19,623.39	24.50%
100-40-52610-10 Out of District (OOD) Shift Coverage Overtime	98,108.19	-	45,933.80	52,174.39	53.18%
100-40-52630-10 OOD State Land Overtime	117,866.09	-	52,086.59	65,779.50	55.81%
100-40-52650-10 OOD Miscellaneous Overtime	-	-	-	-	0.00%
100-40-52700-10 Staff Overtime	947.79	-	146.78	801.01	84.51%
100-40-52710-10 Staff Overtime - Facility Services	-	-	-	-	0.00%
100-40-52740-10 Off Duty Overtime - Minimum Staffing	75,000.00	12,079.46	156,989.04	(81,989.04)	-109.32%
100-40-52750-10 Off Duty Overtime - Special	-	464.91	6,303.89	(6,303.89)	0.00%
100-40-52800-10 EMS Contracts	19,694.46	1,522.87	12,940.06	6,754.40	34.30%
100-40-52810-10 Equipment Repairs & Maintenance - SCBA Overtime	750.00	65.36	806.55	(56.55)	-7.54%
100-40-52820-55 Accreditation Overtime	-	-	-	-	0.00%
100-40-52860-10 Command Staff Meetings Overtime	-	-	1,589.82	(1,589.82)	0.00%
100-40-52910-10 COT - EMS Week OT	516.00	-	-	516.00	100.00%
100-40-52920-10 COT - Immunization Clinic OT	-	-	-	-	0.00%
100-40-52925-10 COT - Lost Dutchman Days / Rodeo Standby OT	2,991.77	-	1,753.37	1,238.40	41.39%
100-40-52930-10 COT - PAD Program OT	864.39	-	-	864.39	100.00%
100-40-52940-10 COT - Public CPR Instructor OT	6,076.76	188.78	2,205.54	3,871.22	63.71%
100-40-52950-10 COT - Public Events Standby (EMS) OT	1,582.03	-	1,790.61	(208.58)	-13.18%
100-40-52965-10 COT - Special Public Events OT	3,073.21	80.30	2,728.07	345.14	11.23%
100-40-52970-10 Community Volunteer Program (CVP) Instructor OT	-	-	-	-	0.00%
100-40-52980-10 Labor / Management Meetings OT	-	-	-	-	0.00%
100-40-52985-10 Light Duty Coverage Overtime	2,401.30	-	-	2,401.30	100.00%
Subtotal	409,959.27	18,671.53	345,738.01	64,221.26	15.67%

SUPERSTITION FIRE & MEDICAL DISTRICT
CAPITAL PROJECTS FUND
CONSOLIDATED BUDGET vs. ACTUAL YTD
PERIOD ENDING APRIL 30, 2015

	ANNUAL BUDGET	Current Month Actual	Current YTD Actual	Forecasted Remaining Balance	% Left
REVENUES					
<u>Other Income</u>					
Interest (Investment) Earnings	5,000.00	700.80	9,350.25	4,350.25	87.01%
Other Income	-	-	-	-	0.00%
Total Other Income	5,000.00	700.80	9,350.25	4,350.25	87.01%
<u>Donations</u>					
Development Donations	-	-	-	-	0.00%
Total Donations	-	-	-	-	0.00%
<u>Other Financing Sources (Uses)</u>					
Transfer in	490,091.46	-	-	(490,091.46)	-100.00%
Transfer out	(71,201.00)	-	-	71,201.00	-100.00%
District Equipment Sales	-	-	-	-	0.00%
Total Other Financing Sources/Uses	418,890.46	-	-	(418,890.46)	-100.00%
TOTAL REVENUE	423,890.46	700.80	9,350.25	(414,540.21)	-97.79%
GENERAL EXPENDITURES					
<u>Operating Expenditures</u>					
Financial Reserve	1,731,568.90	-	-	1,731,568.90	100.00%
Subtotal	1,731,568.90	-	-	1,731,568.90	100.00%
CAPITAL OUTLAY					
<u>Capital Projects / Programs</u>					
Land	-	-	-	-	0.00%
Buildings & Systems	66,000.00	22,344.15	25,991.44	40,008.56	60.62%
Subtotal	66,000.00	22,344.15	25,991.44	40,008.56	60.62%
EQUIPMENT & MACHINERY					
<u>Apparatus / Vehicle Equipment</u>					
Apparatus	-	-	(477,713.00)	477,713.00	0.00%
Vehicles / General Purpose	726,400.00	6,419.17	196,349.76	530,050.24	72.97%
Apparatus Equipment	40,970.00	2,021.52	6,696.83	34,273.17	83.65%
Subtotal	767,370.00	8,440.69	(274,666.41)	1,042,036.41	135.79%
<u>Communication/Computer/Data Services</u>					
Communications Microwave Upgrade	55,000.00	369.70	42,064.98	12,935.02	23.52%
Communications System Software	-	-	-	-	0.00%
Mobile Computer Terminals (MCT)	-	-	(5,247.26)	5,247.26	0.00%
Radio Comm. Equip. - Portables	38,500.00	787.50	45,489.95	(6,989.95)	-18.16%
Radio Comm. Equip. - Wireless	25,500.00	-	-	25,500.00	100.00%
Traffic Preemption	-	-	-	-	0.00%
Subtotal	119,000.00	1,157.20	82,307.67	36,692.33	30.83%
<u>Fire Ops. Equipment</u>					
Fire Prot. Equip (CO Monitors - Rehab Scene)	-	-	-	-	0.00%
SCBA Equip (Compressor & OHD Mask Fit Testing)	-	-	-	-	0.00%
SCBA Packs (w/bottle)	173,750.00	20,474.91	1,311.35	172,438.65	99.25%
SCBA Packs Planned Upgrades	-	-	-	-	0.00%
Subtotal	173,750.00	20,474.91	1,311.35	172,438.65	99.25%
<u>Medical Equipment</u>					
EMS Capital Assets	132,200.00	-	49,492.15	82,707.85	62.56%
Subtotal	132,200.00	-	49,492.15	82,707.85	62.56%
<u>Office Equipment</u>					
Computer Hardware	60,654.00	-	40,679.82	19,974.18	32.93%
Computer Software	204,405.00	1,837.50	26,258.64	178,146.36	87.15%
Computer Software - CAD Interface	-	-	-	-	0.00%
Computer Software - Cold Fusion	-	-	-	-	0.00%
Computer Software - Image Trend / EPCR	-	-	-	-	0.00%
Computer Software - KRONOS / Telestaff	-	-	3,388.31	(3,388.31)	0.00%
Facility Equipment	90,500.00	12,673.50	76,934.49	13,565.51	14.99%
Office Furniture	-	-	-	-	0.00%
Station Furnishings	-	-	-	-	0.00%
Subtotal	355,559.00	14,511.00	147,261.26	208,297.74	58.58%
<u>Special Ops. Equipment</u>					
Technical Rescue Equipment	-	-	-	-	0.00%
Subtotal	-	-	-	-	0.00%
<u>Training/Education/Development</u>					
Fitness Equipment	6,500.00	-	5,640.98	859.02	13.22%
SCBA Packs (w/bottle) assigned to Training	-	-	-	-	0.00%
Video Cameras (Fire/EMS Training Videos)	4,500.00	109.95	4,374.56	125.44	2.79%
Subtotal	11,000.00	109.95	10,015.54	984.46	8.95%
GRAND TOTAL OF EXPENDITURES	3,356,447.90	67,037.90	41,713.00	3,314,734.90	98.76%
NET FINANCIAL SOURCES (USES)	(2,932,557.44)	(66,337.10)	(32,362.75)	(3,729,275.11)	
Beginning Budgeted Cash Balance July 1, 2014:					
Unrestricted, committed Cash Budget Balance	2,932,557.44				
Total Beginning Budgeted Cash Balance July 1, 2014	<u>\$ 2,932,557.44</u>				

SUPERSTITION FIRE & MEDICAL DISTRICT
BOND PROCEEDS FUND
CONSOLIDATED BUDGET vs. ACTUAL YTD
PERIOD ENDING APRIL 30, 2015

	ANNUAL BUDGET	Current Month Actual	Current YTD Actual	Forecasted Remaining Budget	% Left
REVENUES					
<u>Other Income</u>					
Interest (Investment) Earnings	-	0.72	238.87	238.87	0.00%
Total Other Income	-	0.72	238.87	238.87	0.00%
TOTAL REVENUE	-	0.72	238.87	238.87	0.00%
<u>Other Financing Sources (Uses)</u>					
Transfer in	-	-	-	-	0.00%
Total Other Financing Sources/Uses	-	-	-	-	0.00%
TOTAL REVENUE	-	0.72	238.87	238.87	0.00%
GENERAL EXPENDITURES					
<u>Operating Expenditures</u>					
Financial Reserve	2,913.76	-	-	2,913.76	100.00%
Subtotal	2,913.76	-	-	2,913.76	100.00%
CAPITAL OUTLAY					
<u>Capital Projects / Programs</u>					
Fire Station #265 - North Gold Canyon	-	-	-	-	0.00%
Fire Training Campus - Site Prep. / Infrastructure	-	-	-	-	0.00%
Fire Training Campus - Training Tower Addition	-	-	-	-	0.00%
Fire Training Campus - Relocate Live Fire Building	-	-	-	-	0.00%
Fire Training Campus - Classroom Building	-	-	-	-	0.00%
Fire Training Campus - Training Props.	-	-	-	-	0.00%
Subtotal	-	-	-	-	0.00%
GRAND TOTAL OF EXPENDITURES	2,913.76	-	-	2,913.76	100.00%
NET FINANCIAL SOURCES (USES)	(2,913.76)	0.72	238.87	(2,674.89)	91.80%

Beginning Fund Balance July 1, 2014:

Restricted Fund Balance	2,913.76
Total Beginning Fund Balance July 1, 2014	<u>\$ 2,913.76</u>

SUPERSTITION FIRE & MEDICAL DISTRICT
SPECIAL REVENUE FUND
CONSOLIDATED BUDGET vs. ACTUAL YTD
PERIOD ENDING APRIL 30, 2015

		ANNUAL BUDGET	Current Month Actual	Current YTD Actual	Forecasted Remaining Balance	% Left
REVENUES						
<u>Miscellaneous Income</u>						
400-10-45700-10	Investment Earnings	100.00	14.76	169.40	69.40	69.40%
400-10-45900-10	Other Income	-	-	-	-	0.00%
	Total Miscellaneous Income	100.00	14.76	169.40	69.40	69.40%
<u>Intergovernmental</u>						
400-10-46140-10	Grants - Federal Proposed	-	-	-	-	0.00%
400-10-46160-10	Grants - Federal Fire Prevention Proposed	-	-	-	-	0.00%
400-10-46700-10	Grants - State	-	-	-	-	0.00%
400-10-46750-10	Grants Hosting - FEMA Share	676,709.50	-	-	(676,709.50)	-100.00%
400-10-46800-10	Grants - Other	-	-	-	-	0.00%
	Total Intergovernmental Income	676,709.50	-	-	(676,709.50)	-100.00%
<u>Donation Income</u>						
400-10-47020-41	AED Donations	5,000.00	1,500.00	7,157.00	2,157.00	43.14%
400-10-47100-41	EMS Cardiac Donations	15,000.00	200.00	13,200.00	(1,800.00)	-12.00%
400-10-47110-41	EMS Equipment Donations	-	-	-	-	0.00%
400-10-47120-50	Fire Prevention / Public Education	5,000.00	-	265.00	(4,735.00)	-94.70%
400-10-47130-50	General Donations	1,000.00	3,200.95	4,205.95	3,205.95	320.60%
400-10-47140-59	Media Sponsorship Donations	-	-	-	-	0.00%
400-10-47200-50	Juvenile Fire Setter Donations	-	-	-	-	0.00%
	Total Donation Income	26,000.00	4,900.95	24,827.95	(1,172.05)	-4.51%
	TOTAL REVENUE	702,809.50	4,915.71	24,997.35	(677,812.15)	-96.44%
<u>Other Financing Sources (Uses)</u>						
400-80-48020-10	Transfer in	73,090.50	-	-	(73,090.50)	-100.00%
400-80-48100-10	Transfer out	(94.27)	-	(102.04)	(7.77)	8.24%
	Total Other Financing Sources/Uses	72,996.23	-	(102.04)	(73,098.27)	-100.14%
	TOTAL REVENUE	775,805.73	4,915.71	24,895.31	(750,910.42)	-96.79%
GENERAL EXPENDITURES						
<u>Operating Expenditures</u>						
400-10-63150-10	Financial Reserve	-	-	-	-	0.00%
	Subtotal	-	-	-	-	0.00%
<u>Community Services Division Reserves</u>						
400-10-63550-10	AED Donations Reserve	-	-	-	-	0.00%
400-10-63555-10	EMS Cardiac Donations Reserve	-	-	-	-	0.00%
400-10-63560-10	EMS Equipment Donations Reserve	-	-	-	-	0.00%
400-10-63610-10	Undesignated Investment Earnings Reserve	100.00	-	-	100.00	100.00%
	Subtotal	100.00	-	-	100.00	100.00%
<u>Community Services Division</u>						
400-50-77250-50	AED Donations	13,116.70	-	3,045.01	10,071.69	76.79%
400-50-77255-50	EMS Cardiac Donations	-	-	-	-	0.00%
400-50-77270-50	Fire Prevention / Public Education Donations	12,049.24	-	378.49	11,670.75	96.86%
400-50-77275-59	Media Sponsorship Donations	-	-	-	-	0.00%
400-50-77280-50	General Donations	4,100.84	-	-	4,100.84	100.00%
400-50-77290-50	Juvenile Firesetter Donations	-	-	-	-	0.00%
400-70-77510-41	EMS Cardiac Capitalized Equipment Purchases	47,965.17	-	-	47,965.17	100.00%
	Subtotal	77,231.95	-	3,423.50	73,808.45	95.57%
<u>Training/Education/Development</u>						
400-55-77300-10	Fire Science Scholarship	624.29	-	-	624.29	100.00%
	Subtotal	624.29	-	-	624.29	100.00%
Grants						
<u>Capital Grant Projects / Programs</u>						
400-70-78700-10	Grant - State	-	-	-	-	0.00%
400-70-79440-10	Grant - FEMA	749,800.00	-	-	749,800.00	100.00%
	Subtotal	749,800.00	-	-	749,800.00	100.00%
	GRAND TOTAL OF EXPENDITURES	827,756.24	-	3,423.50	824,332.74	99.59%
	NET FINANCIAL SOURCES (USES)	(51,950.51)	4,915.71	21,471.81	(1,575,243.16)	

Beginning Fund Balance July 1, 2014

Unrestricted, committed for Fire Science Scholarship	624.29
Unrestricted, assigned for AED Equipment	11,571.02
Unrestricted, assigned for EMS Cardiac Equipment	2,505.00
Unrestricted, assigned for EMS Equipment	31,372.23
Unrestricted, assigned for Public Education	3,827.29
Unrestricted, assigned for General Donations	1,948.64
Unrestricted, assigned to General Fund	102.04
Total Beginning Fund Balance July 1, 2014	51,950.51

SUPERSTITION FIRE & MEDICAL DISTRICT
DEBT SERVICE FUND - PRINCIPAL
CONSOLIDATED BUDGET vs. ACTUAL YTD
PERIOD ENDING APRIL 30, 2015

	ANNUAL BUDGET	Current Month Actual	Current YTD Actual	Forecasted Remaining Balance	% Left
REVENUES					
<u>Direct Taxes</u>					
Real & Secured Property Taxes	344,803.29	93,964.87	344,744.89	(58.40)	-0.02%
Unsecured Property Tax	30,223.47	3,230.67	29,521.77	(701.70)	-2.32%
SRP Contribution Tax	9,535.14	-	5,086.69	(4,448.45)	-46.65%
Total Direct Taxes	384,561.90	97,195.54	379,353.35	(5,208.55)	-1.35%
<u>Other Income</u>					
Interest (Investment) Earnings	500.00	74.57	688.22	188.22	37.64%
Total Other Income	500.00	74.57	688.22	188.22	37.64%
TOTAL REVENUE	385,061.90	97,270.11	380,041.57	(5,020.33)	-1.30%
<u>Other Financing Sources (Uses)</u>					
Transfer in					
Transfer out	-	-	-	-	0.00%
Total Other Financing Sources/Uses	-	-	-	-	0.00%
TOTAL REVENUE	385,061.90	97,270.11	380,041.57	(5,020.33)	-1.30%
	ANNUAL BUDGET	Current Month Actual	Current YTD Actual	Balance	% Left
GENERAL EXPENDITURES					
<u>Operating Expenditures</u>					
Financial Reserve	13,496.08	-	5.92	13,490.16	99.96%
Subtotal	13,496.08	-	5.92	13,490.16	99.96%
<u>General Obligation Bonds</u>					
Debt service expenditure - principal	795,000.00	-	-	795,000.00	100.00%
Subtotal	795,000.00	-	-	795,000.00	100.00%
GRAND TOTAL OF EXPENDITURES	808,496.08	-	5.92	808,490.16	100.00%
NET FINANCIAL SOURCES (USES)	(423,434.18)	97,270.11	380,035.65	(813,510.49)	

Beginning Fund Balance July 1, 2014:

Restricted Fund Balance	423,434.18
Total Beginning Fund Balance July 1, 2014	<u>\$ 423,434.18</u>

SUPERSTITION FIRE & MEDICAL DISTRICT
DEBT SERVICE FUND - INTEREST
CONSOLIDATED BUDGET vs. ACTUAL YTD
PERIOD ENDING APRIL 30, 2015

	ANNUAL BUDGET	Current Month Actual	Current YTD Actual	Forecasted Remaining Balance	% Left
REVENUES					
<u>Direct Taxes</u>					
Real & Secured Property Taxes	344,803.29	80,444.58	295,766.14	(49,037.15)	-14.22%
Refunded Taxes					
Unsecured Property Tax	30,223.47	2,774.45	25,395.96	(4,827.51)	-15.97%
SRP Contribution Tax	9,535.14	-	4,355.04	(5,180.10)	-54.33%
Total Direct Taxes	384,561.90	83,219.03	325,517.14	(59,044.76)	-15.35%
<u>Other Income</u>					
Interest (Investment) Earnings	350.00	23.86	360.32	10.32	2.95%
Total Other Income	350.00	23.86	360.32	10.32	2.95%
TOTAL REVENUE	384,911.90	83,242.89	325,877.46	(59,034.44)	-15.34%
<u>Other Financing Sources (Uses)</u>					
Transfer in	-	-	-	-	0.00%
Transfer out	-	-	-	-	0.00%
Total Other Financing Sources/Uses	-	-	-	-	0.00%
TOTAL REVENUE	384,911.90	83,242.89	325,877.46	(59,034.44)	-15.34%
	ANNUAL BUDGET	Current Month Actual	Current YTD Actual	Balance	% Left
GENERAL EXPENDITURES					
<u>Operating Expenditures</u>					
Financial Reserve	58,492.60	-	5.50	58,487.10	99.99%
Subtotal	58,492.60	-	5.50	58,487.10	99.99%
<u>General Obligation Bonds</u>					
Debt service expenditure - interest	532,293.75	-	174,662.46	357,631.29	67.19%
Subtotal	532,293.75	-	174,662.46	357,631.29	67.19%
GRAND TOTAL OF EXPENDITURES	590,786.35	-	174,667.96	416,118.39	70.43%
NET FINANCIAL SOURCES (USES)	(205,874.45)	83,242.89	151,209.50	(475,152.83)	

Beginning Fund Balance July 1, 2014:

Restricted Fund Balance	\$ 205,874.45
Restricted Fund Balance - US Bank	\$ -
Total Beginning Fund Balance July 1, 2014:	\$ 205,874.45



Pinal County Treasurer

Monthly Statement

Date Range: 4/1/2015 to 4/30/2015

Account	Period	YTD		
6116421001	Superstition Fire & Medical District			
Begin Balance:	1,872,094.58	2,840,560.70		
Income:	2,746,239.58	11,157,345.71		
LOC Advance:	.00	.00		
Expense:	(1,110,032.47)	(10,489,604.72)	LOC:	.00
LOC Payments:	.00	.00	Warrants Outstanding:	(75,029.57)
Cash Balance:	3,508,301.69	3,508,301.69	End:	3,433,272.12

Monthly Statement Summary

Source Code	Description		MTDAmount	YTDAmount
6116421001 Superstition Fire & Medical District		Beginning Balance:	1,872,094.58	2,840,560.70
11100.2007	2007 Real Estate Taxes		1.70	3.40
11100.2008	2008 Real Estate Taxes		1.48	151.76
11100.2009	2009 Real Estate Taxes		1.51	153.42
11100.2010	2010 Real Estate Taxes		1.77	179.92
11100.2011	2011 Real Estate Taxes		1.89	2,523.64
11100.2012	2012 Real Estate Taxes		(732.18)	(274.76)
11100.2013	2013 Real Estate Taxes		(857.08)	197,645.29
11100.2014	2014 Real Estate Taxes		2,530,967.74	9,076,067.52
12100.2000	2000 Personal Property Taxes		.00	8.54
12100.2001	2001 Personal Property Taxes		.00	8.54
12100.2002	2002 Personal Property Taxes		.00	8.78
12100.2006	2006 Personal Property Taxes		.00	19.40
12100.2007	2007 Personal Property Taxes		6.65	258.24
12100.2008	2008 Personal Property Taxes		65.23	394.00
12100.2009	2009 Personal Property Taxes		90.49	693.17
12100.2010	2010 Personal Property Taxes		101.58	1,025.19
12100.2011	2011 Personal Property Taxes		181.87	1,389.08
12100.2012	2012 Personal Property Taxes		279.67	4,688.77
12100.2013	2013 Personal Property Taxes		687.07	20,211.10
12100.2014	2014 Personal Property Taxes		85,533.16	765,179.22
14100.0	Salt River Contribution		.00	136,916.77
15130.0	Contributions Fire Assistance		64,003.96	400,000.00
15150.0	Maricopa County Tax Collection		2,717.18	12,988.61
21100.41	Wells Fargo Repo Investment Interest		9.98	1,137.47
21100.42	Wells Fargo High Int Investment Interest		.00	75.07
21100.43	Wells Fargo Trust Investment Interest		1.31	14.04
21100.46	Wells Fargo Investment Investment Interest		268.29	2,396.97
21100.70	Vining Sparks Investment Interest		267.25	2,950.95
21100.80	Stifel Nicolaus & Company Investment Interest		.00	900.99

21100.95	Citigroup Global Market Investment Interest	.00	556.85
21100.99	SCV UHS Refunding Bond Investment Interest	.00	28.80
73160.0	Deposits	62,639.06	1,005,712.03
73750.0	Revenue Transfer	.00	(476,667.06)
90400.0	Refund Interest	.00	(156.76)
90930.0	Warrants Redeemed	(498,848.00)	(3,904,717.88)
91220.0	Disbursed by County Treasurer	(611,109.47)	(6,583,817.58)
91280.0	Outgoing Wire Fee	(60.00)	(680.00)
91290.0	Outgoing Wire Surcharge	(15.00)	(170.00)
91360.0	Stop Payment Fee	.00	(50.00)
91370.0	Stop Payment Surcharge	.00	(12.50)
Ending Balance:		3,508,301.69	3,508,301.69

Monthly Statement Detail				
Date	Notes	Doc #	Amount	C/D
6116421001 Superstition Fire & Medical District			Beginning Balance: 1,872,094.58	
11100.2007 2007 Real Estate Taxes			Source Code Total: 1.70	
04/03	Tax Distribution	0	1.70	C
11100.2008 2008 Real Estate Taxes			Source Code Total: 1.48	
04/03	Tax Distribution	0	1.48	C
11100.2009 2009 Real Estate Taxes			Source Code Total: 1.51	
04/03	Tax Distribution	0	1.51	C
11100.2010 2010 Real Estate Taxes			Source Code Total: 1.77	
04/03	Tax Distribution	0	1.77	C
11100.2011 2011 Real Estate Taxes			Source Code Total: 1.89	
04/03	Tax Distribution	0	1.89	C
11100.2012 2012 Real Estate Taxes			Source Code Total: (732.18)	
04/03	Tax Distribution	0	2.04	C
04/07	Tax Distribution	0	4.97	C
04/14	Tax Distribution	0	(739.19)	C
11100.2013 2013 Real Estate Taxes			Source Code Total: (857.08)	
04/03	Tax Distribution	0	2.37	C
04/07	Tax Distribution	0	2.37	C
04/13	Tax Distribution	0	17.35	C
04/14	Tax Distribution	0	(919.40)	C
04/22	Tax Distribution	0	40.23	C
11100.2014 2014 Real Estate Taxes			Source Code Total: 2,530,967.74	
04/01	Tax Distribution	0	4,937.71	C
04/01	Tax Distribution	0	972.57	C
04/01	Tax Distribution	0	4,785.34	C
04/01	Tax Distribution	0	1,937.73	C
04/01	Tax Distribution	0	3,161.67	C
04/02	Tax Distribution	0	4,185.24	C
04/02	Tax Distribution	0	1,793.57	C
04/02	Tax Distribution	0	1,954.92	C
04/03	Tax Distribution	0	6,382.03	C
04/03	Tax Distribution	0	5,100.54	C
04/03	Tax Distribution	0	1,565.91	C
04/06	Tax Distribution	0	15,913.98	C
04/06	Tax Distribution	0	17,982.14	C
04/06	Tax Distribution	0	9,603.24	C
04/06	Tax Distribution	0	4,386.39	C
04/07	Tax Distribution	0	301.87	C

04/07	Tax Distribution	0	13,153.35	C
04/07	Tax Distribution	0	19,535.39	C
04/08	Tax Distribution	0	8,165.91	C
04/08	Tax Distribution	0	4,690.48	C
04/08	Tax Distribution	0	12,591.21	C
04/08	Tax Distribution	0	4,704.06	C
04/09	Tax Distribution	0	10,780.74	C
04/09	Tax Distribution	0	3,105.94	C
04/09	Tax Distribution	0	3,294.14	C
04/09	Tax Distribution	0	13,233.73	C
04/10	Tax Distribution	0	6,909.00	C
04/10	Tax Distribution	0	5,956.03	C
04/10	Tax Distribution	0	8,950.14	C
04/10	Tax Distribution	0	6,617.46	C
04/13	Tax Distribution	0	19,907.40	C
04/13	Tax Distribution	0	18,824.29	C
04/13	Tax Distribution	0	19,903.58	C
04/13	Tax Distribution	0	6,211.27	C
04/14	Tax Distribution	0	5,457.16	C
04/14	Tax Distribution	0	3,230.89	C
04/14	Tax Distribution	0	10,093.47	C
04/15	Tax Distribution	0	18,704.17	C
04/15	Tax Distribution	0	22,684.36	C
04/15	Tax Distribution	0	4,691.43	C
04/15	Tax Distribution	0	8,407.72	C
04/16	Tax Distribution	0	11,799.85	C
04/16	Tax Distribution	0	12,445.98	C
04/16	Tax Distribution	0	10,060.61	C
04/17	Tax Distribution	0	21,151.10	C
04/17	Tax Distribution	0	8,779.46	C
04/17	Tax Distribution	0	14,766.95	C
04/17	Tax Distribution	0	7,195.75	C
04/20	Tax Distribution	0	9,362.40	C
04/20	Tax Distribution	0	28,081.65	C
04/20	Tax Distribution	0	7,582.12	C
04/21	Tax Distribution	0	17,712.60	C
04/21	Tax Distribution	0	23,988.26	C
04/21	Tax Distribution	0	52,357.12	C
04/21	Tax Distribution	0	8,873.82	C
04/21	Tax Distribution	0	(13.55)	C
04/22	Tax Distribution	0	11,364.32	C
04/22	Tax Distribution	0	364,976.40	C
04/22	Tax Distribution	0	10,066.42	C
04/22	Tax Distribution	0	15,240.79	C
04/22	Tax Distribution	0	14,947.78	C
04/22	Tax Distribution	0	8,516.43	C
04/23	Tax Distribution	0	96.96	C
04/23	Tax Distribution	0	44,887.42	C
04/23	Tax Distribution	0	17,953.64	C
04/23	Tax Distribution	0	7,281.80	C
04/23	Tax Distribution	0	5,226.85	C
04/24	Tax Distribution	0	21,601.13	C
04/24	Tax Distribution	0	1,306.65	C
04/24	Tax Distribution	0	21,740.63	C

04/24	Tax Distribution	0	8,452.26	C
04/24	Tax Distribution	0	18,667.20	C
04/27	Tax Distribution	0	10,824.90	C
04/27	Tax Distribution	0	7,503.63	C
04/27	Tax Distribution	0	20,645.92	C
04/27	Tax Distribution	0	22,807.37	C
04/28	Tax Distribution	0	952,066.59	C
04/28	Tax Distribution	0	31,346.37	C
04/28	Tax Distribution	0	27,417.40	C
04/28	Tax Distribution	0	32,457.05	C
04/29	Tax Distribution	0	24,203.56	C
04/29	Tax Distribution	0	118,789.26	C
04/29	Tax Distribution	0	34,241.98	C
04/29	Tax Distribution	0	13,157.00	C
04/29	Tax Distribution	0	13,643.07	C
04/29	Tax Distribution	0	7,849.16	C
04/30	Tax Distribution	0	5,416.41	C
04/30	Tax Distribution	0	38,343.43	C
04/30	Tax Distribution	0	10,369.55	C
04/30	Tax Distribution	0	8,646.12	C
12100.2007 2007 Personal Property Taxes			Source Code Total: 6.65	
04/15	Tax Distribution	0	6.65	C
12100.2008 2008 Personal Property Taxes			Source Code Total: 65.23	
04/15	Tax Distribution	0	65.23	C
12100.2009 2009 Personal Property Taxes			Source Code Total: 90.49	
04/06	Tax Distribution	0	24.56	C
04/15	Tax Distribution	0	65.93	C
12100.2010 2010 Personal Property Taxes			Source Code Total: 101.58	
04/10	Tax Distribution	0	4.34	C
04/15	Tax Distribution	0	72.86	C
04/22	Tax Distribution	0	4.92	C
04/22	Tax Distribution	0	19.46	C
12100.2011 2011 Personal Property Taxes			Source Code Total: 181.87	
04/03	Tax Distribution	0	28.45	C
04/07	Tax Distribution	0	21.89	C
04/08	Tax Distribution	0	11.69	C
04/15	Tax Distribution	0	76.46	C
04/22	Tax Distribution	0	20.57	C
04/29	Tax Distribution	0	22.81	C
12100.2012 2012 Personal Property Taxes			Source Code Total: 279.67	
04/01	Tax Distribution	0	104.12	C
04/03	Tax Distribution	0	9.35	C
04/03	Tax Distribution	0	1.73	C
04/07	Tax Distribution	0	39.68	C
04/10	Tax Distribution	0	13.18	C
04/15	Tax Distribution	0	66.79	C
04/22	Tax Distribution	0	18.47	C
04/24	Tax Distribution	0	26.35	C
12100.2013 2013 Personal Property Taxes			Source Code Total: 687.07	
04/02	Tax Distribution	0	53.81	C
04/03	Tax Distribution	0	10.19	C
04/06	Tax Distribution	0	42.31	C
04/07	Tax Distribution	0	62.60	C
04/07	Tax Distribution	0	4.12	C

04/08	Tax Distribution	0	6.11	C
04/09	Tax Distribution	0	105.55	C
04/10	Tax Distribution	0	8.98	C
04/10	Tax Distribution	0	79.04	C
04/13	Tax Distribution	0	4.00	C
04/14	Tax Distribution	0	3.16	C
04/14	Tax Distribution	0	10.21	C
04/15	Tax Distribution	0	77.42	C
04/20	Tax Distribution	0	20.65	C
04/20	Tax Distribution	0	2.48	C
04/22	Tax Distribution	0	29.04	C
04/22	Tax Distribution	0	40.66	C
04/22	Tax Distribution	0	6.80	C
04/24	Tax Distribution	0	29.17	C
04/29	Tax Distribution	0	90.77	C
12100.2014 2014 Personal Property Taxes			Source Code Total: 85,533.16	
04/01	Tax Distribution	0	280.78	C
04/01	Tax Distribution	0	224.79	C
04/01	Tax Distribution	0	87.97	C
04/01	Tax Distribution	0	42.67	C
04/01	Tax Distribution	0	417.11	C
04/02	Tax Distribution	0	286.30	C
04/02	Tax Distribution	0	83.81	C
04/03	Tax Distribution	0	541.54	C
04/03	Tax Distribution	0	490.33	C
04/03	Tax Distribution	0	304.66	C
04/06	Tax Distribution	0	1,227.82	C
04/06	Tax Distribution	0	1,253.74	C
04/06	Tax Distribution	0	770.77	C
04/06	Tax Distribution	0	502.46	C
04/07	Tax Distribution	0	65.27	C
04/07	Tax Distribution	0	1,171.51	C
04/07	Tax Distribution	0	2,946.19	C
04/08	Tax Distribution	0	1,306.90	C
04/08	Tax Distribution	0	866.52	C
04/08	Tax Distribution	0	388.08	C
04/08	Tax Distribution	0	648.64	C
04/09	Tax Distribution	0	1,223.48	C
04/09	Tax Distribution	0	164.52	C
04/09	Tax Distribution	0	242.92	C
04/09	Tax Distribution	0	490.28	C
04/10	Tax Distribution	0	1,274.55	C
04/10	Tax Distribution	0	769.58	C
04/10	Tax Distribution	0	464.64	C
04/10	Tax Distribution	0	430.97	C
04/13	Tax Distribution	0	(17.43)	C
04/13	Tax Distribution	0	2,589.67	C
04/13	Tax Distribution	0	39.20	C
04/13	Tax Distribution	0	2,058.66	C
04/13	Tax Distribution	0	288.06	C
04/14	Tax Distribution	0	471.28	C
04/14	Tax Distribution	0	237.49	C
04/14	Tax Distribution	0	341.04	C
04/15	Tax Distribution	0	984.85	C

04/15	Tax Distribution	0	415.53	C
04/15	Tax Distribution	0	305.39	C
04/15	Tax Distribution	0	612.72	C
04/16	Tax Distribution	0	707.78	C
04/16	Tax Distribution	0	728.95	C
04/16	Tax Distribution	0	777.75	C
04/17	Tax Distribution	0	1,209.96	C
04/17	Tax Distribution	0	834.27	C
04/17	Tax Distribution	0	1,136.63	C
04/17	Tax Distribution	0	395.52	C
04/20	Tax Distribution	0	1,221.60	C
04/20	Tax Distribution	0	1,274.11	C
04/20	Tax Distribution	0	646.26	C
04/21	Tax Distribution	0	12.96	C
04/21	Tax Distribution	0	394.65	C
04/21	Tax Distribution	0	4,548.68	C
04/21	Tax Distribution	0	3,017.85	C
04/21	Tax Distribution	0	965.92	C
04/22	Tax Distribution	0	1,060.51	C
04/22	Tax Distribution	0	95.33	C
04/22	Tax Distribution	0	610.05	C
04/22	Tax Distribution	0	1,361.18	C
04/22	Tax Distribution	0	940.68	C
04/22	Tax Distribution	0	360.48	C
04/23	Tax Distribution	0	132.23	C
04/23	Tax Distribution	0	3,154.93	C
04/23	Tax Distribution	0	381.06	C
04/23	Tax Distribution	0	347.41	C
04/23	Tax Distribution	0	498.70	C
04/24	Tax Distribution	0	2,665.09	C
04/24	Tax Distribution	0	2,313.98	C
04/24	Tax Distribution	0	451.29	C
04/24	Tax Distribution	0	301.45	C
04/27	Tax Distribution	0	1,785.32	C
04/27	Tax Distribution	0	764.72	C
04/27	Tax Distribution	0	418.85	C
04/27	Tax Distribution	0	952.53	C
04/28	Tax Distribution	0	3,167.65	C
04/28	Tax Distribution	0	2,469.96	C
04/28	Tax Distribution	0	1,759.03	C
04/28	Tax Distribution	0	1,366.69	C
04/29	Tax Distribution	0	1,207.46	C
04/29	Tax Distribution	0	4,429.25	C
04/29	Tax Distribution	0	2,344.94	C
04/29	Tax Distribution	0	719.77	C
04/29	Tax Distribution	0	441.62	C
04/29	Tax Distribution	0	558.31	C
04/30	Tax Distribution	0	1,430.06	C
04/30	Tax Distribution	0	1,100.43	C
04/30	Tax Distribution	0	774.05	C
15130.0 Contributions Fire Assistance			Source Code Total: 64,003.96	
04/01	Fire District Assistance Tax 0.290856	0	826.68	C
04/02	Fire District Assistance Tax 0.290856	0	486.51	C
04/03	Fire District Assistance Tax 0.290856	0	823.96	C

04/06	Fire District Assistance Tax 0.290856	0	1,510.28	C
04/07	Fire District Assistance Tax 0.290856	0	971.80	C
04/08	Fire District Assistance Tax 0.290856	0	1,316.86	C
04/09	Fire District Assistance Tax 0.290856	0	919.83	C
04/10	Fire District Assistance Tax 0.290856	0	1,403.53	C
04/13	Fire District Assistance Tax 0.290856	0	1,833.30	C
04/14	Fire District Assistance Tax 0.290856	0	2,351.48	C
04/15	Fire District Assistance Tax 0.290856	0	1,276.99	C
04/16	Fire District Assistance Tax 0.290856	0	1,310.54	C
04/17	Fire District Assistance Tax 0.290856	0	2,524.73	C
04/20	Fire District Assistance Tax 0.290856	0	1,181.78	C
04/21	Fire District Assistance Tax 0.290856	0	9,188.61	C
04/22	Fire District Assistance Tax 0.290856	0	16,065.42	C
04/23	Fire District Assistance Tax 0.290856	0	3,890.59	C
04/24	Fire District Assistance Tax 0.290856	0	3,258.69	C
04/27	Fire District Assistance Tax 0.290856	0	3,806.95	C
04/28	Fire District Assistance Tax 0.290856	0	9,055.43	C
15150.0 Maricopa County Tax Collection			Source Code Total: 2,717.18	
04/15	Superstition Fire Proceeds from Maricopa Co Wired	0	2,717.18	C
21100.41 Wells Fargo Repo Investment Interest			Source Code Total: 9.98	
04/01	Investment Interest	0	9.98	C
21100.43 Wells Fargo Trust Investment Interest			Source Code Total: 1.31	
04/02	Investment Interest	0	1.31	C
21100.46 Wells Fargo Investment Investment Interest			Source Code Total: 268.29	
04/03	Investment Interest	0	1.60	C
04/16	Investment Interest	0	44.63	C
04/23	Investment Interest	0	102.64	C
04/27	Investment Interest	0	.98	C
04/27	Investment Interest	0	.97	C
04/27	Investment Interest	0	.98	C
04/30	Investment Interest	0	116.49	C
21100.70 Vining Sparks Investment Interest			Source Code Total: 267.25	
04/23	Investment Interest	0	52.06	C
04/27	Investment Interest	0	23.40	C
04/28	Investment Interest	0	69.60	C
04/30	Investment Interest	0	122.19	C
73160.0 Deposits			Source Code Total: 62,639.06	
04/08	100.10.43500.41 MFarber/inv 2818/CASH A	0	36.00	C
04/08	100.10.43500.41 JHauglie/Inv 3038/1818	0	35.00	C
04/08	100.10.42600.15 BurnettLaw/Inv 3040/2220	0	10.00	C
04/08	100.10.42600.15 LexisNexis/inv 3036/516140982	0	10.00	C
04/08	100.10.42600.15 ForensicFire/inv 3039/2591	0	10.00	C
04/08	100.10.42700.50 Malone'sTire/inv 3041/992	0	50.00	C
04/08	100.10.45900.10 WEBLA/inv 3013/43421402	0	30.00	C
04/08	100.10.42200.10 CopperPoint/inv 3053/4090842	0	46,102.00	C
04/08	100.40.58100.40 UnitedFire/inv 3052/77665	0	37.43	C
04/08	100.10.58080.15 GGehrt/inv 3051/9546	0	40.19	C
04/08	100.20.62140.20 MCNECO/inv 3050/145291	0	214.69	C
04/08	100.10.43200.20 FLOFD/inv 2992/98324	0	2,550.73	C
04/08	100.10.42025.41 SOUA/inv 3049/7000037541	0	3,537.36	C
04/08	100.10.42200.10 SOUA-ESIS/inv 3030/FA73575134	0	356.00	C
04/08	100.40.53965.10 KEVINJO/inv 3045/629001748	0	877.18	C
04/08	100.40.53965.10 PSPRS/inv 2976/203396	0	215.00	C
04/15	100.10.43540.41 JCrowley/inv 3066/CASH A	0	3.00	C

04/15	100.10.43540.41 SJohnston/inv 3058/CASH B	0	3.00	C
04/15	100.10.43500.41 JArriola/inv 3061/CASH C	0	15.00	C
04/15	100.10.43500.41 DRobes/Inv 3057/1188	0	50.00	C
04/15	100.10.43500.41 AMorgan/inv 3060/r206088537699	0	50.00	C
04/15	100.10.43500.41 JMorgan/inv 3059/r206088537700	0	50.00	C
04/15	100.10.43300.50 ATWELL/inv 3043/200481	0	50.00	C
04/15	100.10.43300.50 ATWELL/inv 3042/200482	0	50.00	C
04/15	100.10.42700.50 OldReliableFire/inv 3067/3254	0	100.00	C
04/15	100.10.45900.10 SUPHIGH/inv 3016/265	0	20.00	C
04/15	100.10.43200.20 FLOFD/inv 3010/98452	0	3,872.36	C
04/29	100.10.43540.41 CRivera/inv 3070/CASH A	0	9.00	C
04/29	100.10.42700.50 BlountCont/inv 3074/28473	0	125.00	C
04/29	100.10.45800.10 ASRS/inv 3047,3048/7058273	0	285.00	C
04/29	100.10.45800.10 GALLPEP/inv 3044/1879	0	299.50	C
04/29	100.10.43200.20 FLOFD/inv 3032, 3033/98644	0	1,293.33	C
04/29	100.10.42200.41 ANTSIT/inv 3078/18087	0	475.01	C
04/29	100.20.62140.20 MCNECO/inv 3079/145711	0	796.73	C
04/29	100.20.56880.20 WexBank/inv 3080/577850	0	980.55	C
90930.0 Warrants Redeemed			Source Code Total: (498,848.00)	
04/01	Paid Warrants	0	(139,456.84)	D
04/02	Paid Warrants	0	(13,928.01)	D
04/03	Paid Warrants	0	(36,893.63)	D
04/06	Paid Warrants	0	(2,155.00)	D
04/07	Paid Warrants	0	(17,544.17)	D
04/08	Paid Warrants	0	(19,001.81)	D
04/09	Paid Warrants	0	(1,323.25)	D
04/10	Paid Warrants	0	(4,720.42)	D
04/13	Paid Warrants	0	(4,463.57)	D
04/14	Paid Warrants	0	(17,680.54)	D
04/15	Paid Warrants	0	(9,831.83)	D
04/16	Paid Warrants	0	(8,016.70)	D
04/17	Paid Warrants	0	(81,993.56)	D
04/20	Paid Warrants	0	(1,881.88)	D
04/21	Paid Warrants	0	(2,356.92)	D
04/22	Paid Warrants	0	(4,116.32)	D
04/23	Paid Warrants	0	(9,311.73)	D
04/24	Paid Warrants	0	(8,193.14)	D
04/27	Paid Warrants	0	(8,975.18)	D
04/28	Paid Warrants	0	(15,264.79)	D
04/29	Paid Warrants	0	(89,159.23)	D
04/30	Paid Warrants	0	(2,579.48)	D
91220.0 Disbursed by County Treasurer			Source Code Total: (611,109.47)	
04/08	Employees Payroll Direct Deposit	0	(198,530.76)	D
04/08	District Federal & State P/R Taxes	0	(45,787.27)	D
04/08	District 457, union dues, pac	0	(26,927.06)	D
04/16	CIGNA ACH PAYMENT - APRIL 2015	0	(69,789.87)	D
04/22	Employees Payroll Direct Deposit	0	(197,658.55)	D
04/22	District Federal & State P/R Taxes	0	(45,529.67)	D
04/22	District 457, Union Dues, pac	0	(26,886.29)	D
91280.0 Outgoing Wire Fee			Source Code Total: (60.00)	
04/08	Wire Transfer Chg P/R	0	(20.00)	D
04/16	WIRE TRANSFER CHG INS	0	(20.00)	D
04/22	Wire Transfer Chg P/R	0	(20.00)	D
91290.0 Outgoing Wire Surcharge			Source Code Total: (15.00)	

04/08	Wire Transfer Chg P/R	0	(5.00)	D
04/16	WIRE TRANSFER CHG INS	0	(5.00)	D
04/22	Wire Transfer Chg P/R	0	(5.00)	D
6116421001 Superstition Fire & Medical District			Ending Balance: 3,508,301.69	

Warrant Detail

Payee Name	Warrant	Amount	Issue Dt	Status Dt	Voucher
6116421001 Superstition Fire & Medical District		Account Total: 573,877.57			
Fund: 1102					Fund Total: 305,897.77
Status: OUTS					Status Total: 67,008.43
FIRE CHIEFS ASSOC. OF PINAL CN	1102023696	150.00	03/16/15	03/16/15	
ANDREW COLBY	1102023704	20.00	03/18/15	03/18/15	
RYAN RODRIQUEZ	1102023717	20.00	03/18/15	03/18/15	
MICHAEL A. AMENT	1102023783	20.00	04/08/15	04/08/15	
JASMIN JONES	1102023803	158.47	04/08/15	04/08/15	
APACHE JUNCTION UNIFIED	1102023815	1,898.04	04/15/15	04/15/15	
AZ DPS	1102023816	22.00	04/15/15	04/15/15	
GALLOWAY ASSET MANAGEMENT, LLC	1102023824	1,200.00	04/15/15	04/15/15	
APACHE TRAIL AUTO SUPPLY, LLC	1102023838	1,111.82	04/22/15	05/01/15	
CITY OF MESA	1102023846	27,133.10	04/22/15	05/01/15	
COPPERSMITH BROCKELMAN PLC	1102023847	1,155.00	04/22/15	05/01/15	
LAUREN DANIEL	1102023848	156.00	04/22/15	04/23/15	
PHYSIO-CONTROL, INC.	1102023855	2,780.70	04/22/15	05/01/15	
REGIONAL EMERGENCY MEDICAL	1102023859	500.00	04/22/15	04/23/15	
ARIZONA AMBULANCE ASSOC.	1102023861	57.00	04/28/15	04/28/15	
WATER UTILITIES COMM FD DBA	1102023862	51.21	04/28/15	04/28/15	
ARIZONA WATER COMPANY, INC.	1102023863	473.69	04/28/15	04/28/15	
OLIVER EXTERMINATING CO.	1102023864	50.00	04/28/15	04/28/15	
AVESIS, INC.	1102023865	891.90	04/28/15	05/04/15	
SOUTHERN COUNTIES OIL CO. LLC	1102023866	2,550.51	04/28/15	04/28/15	
ECMS, INC.	1102023867	192.25	04/28/15	04/28/15	
EMPIRE SOUTHWEST, LLC	1102023868	379.67	04/28/15	05/04/15	
FIRST CHOICE AUTO GLASS, INC.	1102023869	796.73	04/28/15	04/28/15	
GINCO PLUMBING LLC	1102023870	1,055.76	04/28/15	04/28/15	
HUGHES FIRE EQUIPMENT, INC.	1102023871	1,077.81	04/28/15	04/28/15	
KANSAS STATE BANK OF MANHATTAN	1102023872	177.82	04/28/15	04/28/15	
L.N. CURTIS & SONS	1102023873	7,809.42	04/28/15	04/28/15	
ROBERT HALF INTERNATIONAL, INC	1102023874	3,260.00	04/28/15	04/28/15	
RAY'S PRINTING, INC.	1102023875	428.43	04/28/15	04/28/15	
SELF DIRECTED BROKERAGE SPECIA	1102023876	500.00	04/28/15	04/28/15	
TOSHIBA BUSINESS SOLUTIONS,INC	1102023877	499.72	04/28/15	04/28/15	
MATLICK ENTERPRISES INC DBA	1102023878	5,293.63	04/28/15	04/28/15	
UNION SECURITY INSURANCE COMP.	1102023879	4,123.81	04/28/15	04/28/15	
VISION BUSINESS PRODUCTS, INC	1102023880	1,013.94	04/28/15	04/28/15	
Status: PAID					Status Total: 238,889.34
APACHE JUNCTION UNIFIED	1102023618	2,058.41	02/25/15	04/14/15	
PAUL PERKINS	1102023658	180.80	03/04/15	04/01/15	
MICHAEL A. AMENT	1102023698	750.00	03/18/15	04/01/15	
APACHE JUNCTION UNIFIED	1102023699	1,799.79	03/18/15	04/14/15	
FIRE & LIFE SAFETY EDUCATORS	1102023706	275.00	03/18/15	04/02/15	
WEX BANK DBA	1102023709	980.55	03/18/15	04/15/15	
AA COOLING AND HEATING LLC	1102023721	190.00	03/25/15	04/07/15	
AFLAC	1102023722	6,867.38	03/25/15	04/02/15	
WATER UTILITIES COMM FD DBA	1102023723	41.04	03/25/15	04/02/15	
APACHE TRAIL AUTO SUPPLY, LLC	1102023724	438.84	03/25/15	04/03/15	
ARIZONA WATER COMPANY, INC.	1102023725	396.03	03/25/15	04/01/15	
AVESIS, INC.	1102023726	884.88	03/25/15	04/01/15	
CHASE MASTER CARD	1102023727	14,563.69	03/25/15	04/01/15	

LIFE INSURANCE COMPANY OF NA	1102023730	5,153.36	03/25/15	04/07/15
CITY OF MESA	1102023731	21,309.30	03/25/15	04/03/15
COMMERCIAL OFFICE INT, LLC	1102023732	3,875.00	03/25/15	04/02/15
JAMES CROWLEY	1102023733	20.00	03/25/15	04/02/15
WAYNE EMERSON	1102023734	1,600.00	03/25/15	04/02/15
EMPIRE SOUTHWEST, LLC	1102023735	106.12	03/25/15	04/02/15
FOREMOST MEDICAL EQUIP, INC.	1102023736	35.00	03/25/15	04/17/15
GINCO PLUMBING LLC	1102023737	1,383.04	03/25/15	04/03/15
LIBERTY WATER COMPANY, INC.	1102023738	148.57	03/25/15	04/02/15
HEALTH EQUITY, INC	1102023739	102.70	03/25/15	04/03/15
HI TECH ROOFING, LLC	1102023740	2,950.00	03/25/15	04/01/15
ROBERT HORNE FORD	1102023741	83.61	03/25/15	04/09/15
HUGHES FIRE EQUIPMENT, INC.	1102023742	328.08	03/25/15	04/01/15
L.N. CURTIS & SONS	1102023743	1,177.23	03/25/15	04/01/15
ROBERT HALF INTERNATIONAL, INC	1102023744	1,222.50	03/25/15	04/01/15
PIONEER DISTRIBUTING CO., INC.	1102023745	225.03	03/25/15	04/01/15
RAY'S PRINTING, INC.	1102023746	165.42	03/25/15	04/02/15
REDBURN TIRE COMPANY, INC.	1102023747	4,107.74	03/25/15	04/01/15
COPPERPOINT PREMIER INS CO	1102023748	33,872.60	03/25/15	04/01/15
SUPERIOR PRINTING INC DBA	1102023749	172.48	03/25/15	04/02/15
TRACE ANALYTICS, LLC	1102023750	657.00	03/25/15	04/02/15
MATLICK ENTERPRISES INC DBA	1102023751	2,109.89	03/25/15	04/01/15
WAXIE'S ENTERPRISES, INC	1102023752	135.71	03/25/15	04/03/15
MATLICK ENTERPRISES INC DBA	1102023753	1,241.67	03/30/15	04/08/15
AETNA BEHAVIORAL HEALTH, LLC	1102023754	875.67	03/31/15	04/10/15
ARIZONA WATER COMPANY, INC.	1102023755	471.54	03/31/15	04/08/15
OLIVER EXTERMINATING CO.	1102023756	125.00	03/31/15	04/13/15
MARK BLACKSTONE	1102023757	60.00	03/31/15	04/09/15
CITY LIGHTS, INC.	1102023758	395.98	03/31/15	04/08/15
DIVERSIFIED INSPECTIONS /	1102023759	356.00	03/31/15	04/08/15
ECMS, INC.	1102023760	263.88	03/31/15	04/08/15
FIRST CHOICE AUTO GLASS, INC.	1102023762	214.69	03/31/15	04/10/15
FLEETPRIDE, INC	1102023763	345.85	03/31/15	04/09/15
LANCE FRAWLEY	1102023764	480.00	03/31/15	04/06/15
FRONTIER SHOP SUPPLIES, INC	1102023765	34.58	03/31/15	04/08/15
BRYAN HEUN	1102023766	151.57	03/31/15	04/09/15
HUGHES FIRE EQUIPMENT, INC.	1102023767	1,935.03	03/31/15	04/08/15
BRENDA S TRANCHINA	1102023768	5,581.00	03/31/15	04/07/15
KANSAS STATE BANK OF MANHATTAN	1102023769	177.82	03/31/15	04/08/15
MEDIACOM	1102023770	6,532.25	03/31/15	04/07/15
MESA DISCOUNT, INC	1102023771	682.22	03/31/15	04/09/15
ROBERT HALF INTERNATIONAL, INC	1102023772	1,222.50	03/31/15	04/08/15
MARIE PEARCE	1102023773	87.56	03/31/15	04/07/15
PROPHET NETWORK INTEGRATION,IN	1102023774	3,185.96	03/31/15	04/10/15
RAY'S PRINTING, INC.	1102023775	59.88	03/31/15	04/08/15
REDBURN TIRE COMPANY, INC.	1102023776	2,949.66	03/31/15	04/08/15
GARY A. SMITH, MD, PLLC	1102023777	9,537.50	03/31/15	04/08/15
SOUTHWEST GAS CORPORATION	1102023778	355.77	03/31/15	04/08/15
TRADEMARK VISUAL, INC.	1102023779	288.50	03/31/15	04/13/15
UNION SECURITY INSURANCE COMP.	1102023780	4,050.07	03/31/15	04/13/15
WAXIE'S ENTERPRISES, INC	1102023781	444.10	03/31/15	04/10/15
AMERICAN EXPRESS CORPORATE	1102023782	1,395.76	04/08/15	04/14/15
APACHE OXY-MED INC DBA	1102023784	725.00	04/08/15	04/17/15
APACHE TRAIL AUTO SUPPLY, LLC	1102023785	1,514.76	04/08/15	04/17/15
ARIZONA WATER COMPANY, INC.	1102023786	250.64	04/08/15	04/17/15
AZ DEPT OF REVENUE-SALES TAX	1102023787	227.03	04/08/15	04/14/15
ARIZONAWATERCONDITIONING DBA	1102023788	550.96	04/08/15	04/15/15
ARIZONA FORESTRY DIVISION	1102023789	1,550.67	04/08/15	04/14/15
BENSON SECURITY SYSTEMS, INC.	1102023790	725.00	04/08/15	04/15/15
BEST HARDWARE	1102023791	95.98	04/08/15	04/20/15

BUD'S BULK ICE SERVICE, INC	1102023792	285.90	04/08/15	04/20/15
CAREFUSION 203, INC	1102023793	446.40	04/08/15	04/21/15
COOKSON DOOR SALES OF AZ, INC	1102023794	272.85	04/08/15	04/15/15
COPPER STATE BOLT & NUT CO	1102023795	733.44	04/08/15	04/15/15
FLEETPRIDE, INC	1102023796	3,606.66	04/08/15	04/14/15
FOREMOST MEDICAL EQUIP, INC.	1102023797	739.59	04/08/15	04/27/15
FREIGHTLINER-STERLING-	1102023798	192.03	04/08/15	04/15/15
ST HELEN AUTO & HARDWARE, INC.	1102023799	585.78	04/08/15	04/16/15
GENERAL BUSINESS, INC	1102023801	653.40	04/08/15	04/21/15
WEX BANK DBA	1102023802	2,178.03	04/08/15	04/14/15
LANDS'END, INC	1102023804	380.41	04/08/15	04/17/15
L.N. CURTIS & SONS	1102023805	2,218.83	04/08/15	04/14/15
ROBERT HALF INTERNATIONAL, INC	1102023806	1,630.00	04/08/15	04/15/15
SALT RIVER PROJECT	1102023807	4,246.88	04/08/15	04/15/15
JOSE SEPULVEDA	1102023808	1,086.00	04/08/15	04/30/15
SHRED-IT USA, INC.	1102023809	96.30	04/08/15	04/16/15
SUPERSTITION MOUNTAINS CFD #1	1102023810	156.72	04/08/15	04/16/15
UNIFIRST CORPORATION	1102023811	1,198.68	04/08/15	04/17/15
AA COOLING AND HEATING LLC	1102023812	6,205.00	04/15/15	04/24/15
AFLAC	1102023813	6,867.38	04/15/15	04/23/15
ALLIED WASTE TRANS, INC.	1102023814	483.12	04/15/15	04/23/15
OLIVER EXTERMINATING CO.	1102023817	145.00	04/15/15	04/24/15
AVID LOCKSMITH, LLC	1102023818	238.43	04/15/15	04/21/15
BANNER OCCUPATIONAL HEALTH	1102023819	225.00	04/15/15	04/21/15
BOUND TREE MEDICAL LLC	1102023820	793.69	04/15/15	04/21/15
LIFE INSURANCE COMPANY OF NA	1102023821	4,226.09	04/15/15	04/27/15
ROBERT E DEBOW JR. CONST, INC.	1102023822	788.00	04/15/15	04/23/15
ESCOBEDO'S UPHOLSTERY	1102023823	1,500.00	04/15/15	04/20/15
GINCO PLUMBING LLC	1102023825	1,033.34	04/15/15	04/23/15
HEALTH EQUITY, INC	1102023826	102.70	04/15/15	04/24/15
ROBERT HALF INTERNATIONAL, INC	1102023827	1,630.00	04/15/15	04/22/15
PITNEY BOWES	1102023828	139.89	04/15/15	04/23/15
PROPHET NETWORK INTEGRATION,IN	1102023829	687.98	04/15/15	04/28/15
CENTURYLINK	1102023830	1,593.36	04/15/15	04/28/15
PINNACLE PEAK HOLDING CORP	1102023831	649.42	04/15/15	04/22/15
SIDNEY LEX FELKER, P.C.	1102023832	4,009.50	04/15/15	04/27/15
MATLICK ENTERPRISES INC DBA	1102023833	1,836.90	04/15/15	04/22/15
VERIZON WIRELESS SERVICES LLC	1102023835	915.00	04/15/15	04/24/15
WAXIE'S ENTERPRISES, INC	1102023836	825.44	04/15/15	04/24/15
WATER UTILITIES COMM FD DBA	1102023837	292.36	04/22/15	04/30/15
ARIZONA WATER COMPANY, INC.	1102023839	386.49	04/22/15	04/29/15
BENSON SECURITY SYSTEMS, INC.	1102023840	350.00	04/22/15	04/29/15
BINGHAM EQUIPMENT CO, INC.	1102023841	194.89	04/22/15	04/30/15
CHASE MASTER CARD	1102023842	9,456.88	04/22/15	04/28/15
FLEETPRIDE, INC	1102023849	351.16	04/22/15	04/28/15
FRONTIER SHOP SUPPLIES, INC	1102023850	224.66	04/22/15	04/29/15
GENERAL ELECTRIC CAPITAL CORP	1102023851	175.51	04/22/15	04/28/15
LIBERTY WATER COMPANY, INC.	1102023852	132.41	04/22/15	04/28/15
HUGHES FIRE EQUIPMENT, INC.	1102023853	1,094.39	04/22/15	04/29/15
MIDWEST MOTOR SUPPLY, INC. DBA	1102023854	1,006.23	04/22/15	04/30/15
CADWELL IRREVOCABLE TRUST III	1102023856	393.12	04/22/15	04/29/15
CENTURYLINK	1102023857	222.13	04/22/15	04/28/15
REDBURN TIRE COMPANY, INC.	1102023858	8,625.45	04/22/15	04/29/15
PINNACLE PEAK HOLDING CORP	1102023860	871.68	04/22/15	04/29/15
Fund: 1103				Fund Total: 267,979.80
Status: OUTS				Status Total: 8,021.14
EQUITY, HEALTH	1103017191	6,346.14	04/24/15	05/01/15
NORTHERN FUNDS CENTER	1103017194	1,675.00	04/24/15	05/01/15
Status: PAID				Status Total: 259,958.66

RETIREMENT SYSTEM, ARIZONA STATE	1103017178	7,177.90	03/27/15	04/03/15
EQUITY, HEALTH	1103017179	6,346.14	03/27/15	04/03/15
PERSONNEL, PUBLIC SAFETY	1103017180	73,542.89	03/27/15	04/01/15
CLEARINGHOUSE, SUPPORT PAYMENT	1103017181	2,645.36	03/27/15	04/01/15
NORTHERN FUNDS CENTER	1103017182	1,675.00	03/27/15	04/06/15
ALCO CAPITAL GROUP GUZ BRUEN LAW GROUP	1103017183	500.12	03/27/15	04/01/15
RETIREMENT SYSTEM, ARIZONA STATE	1103017184	7,177.90	04/10/15	04/16/15
EQUITY, HEALTH	1103017185	6,346.14	04/10/15	04/17/15
PERSONNEL, PUBLIC SAFETY	1103017186	69,867.93	04/10/15	04/17/15
CLEARINGHOUSE, SUPPORT PAYMENT	1103017187	2,645.36	04/10/15	04/14/15
NORTHERN FUNDS CENTER	1103017188	1,675.00	04/10/15	04/17/15
ALCO CAPITAL GROUP GUZ BRUEN LAW GROUP	1103017189	500.12	04/10/15	04/15/15
RETIREMENT SYSTEM, ARIZONA STATE	1103017190	7,177.90	04/24/15	04/29/15
PERSONNEL, PUBLIC SAFETY	1103017192	69,535.42	04/24/15	04/29/15
CLEARINGHOUSE, SUPPORT PAYMENT	1103017193	2,645.36	04/24/15	04/28/15
ALCO CAPITAL GROUP GUZ BRUEN LAW GROUP	1103017195	500.12	04/24/15	04/29/15
	Count	Amount		
Total OUTS:	36	75,029.57		
Total PAID:	143	498,848.00		

Superstition Fire & Medical District Monthly Pinal County Treasurer's Bank Account Reconciliation

100 General Fund

Reconciliation References:

A1	Previous month's bank ending balance / current month's bank beginning balance
B	Interest Income
C	Current month's deposits
D	Current month's Pinal County property tax receipts (real and personal)
E	Current month's Maricopa County tax receipts
F	Current month's Accounts Payable disbursements
G	Current month's Payroll disbursements
H	Payroll wire service fees
I	Current month's bank ending balance
J	Accounts Payable checks outstanding at month-end
K	Payroll checks outstanding at month-end
3	April deposit in transit
L	Payroll clearing account balance at month-end
M	Electronic / ACH clearing bank account balance at month-end
N	Cash Balance per G/L Balance Sheet
O	Chase MasterCard credit card payment – Warrant #1102023727 (paid 3/25/15)
P	American Express credit card payment – Warrant #1102023782 (paid 4/8/15)
Q	Chase MasterCard credit card payment – Warrant #1102028342 (paid 4/22/15)

Superstition Fire & Medical District
Pinal County Treasurer #1001 Cash Reconciliation
Fiscal Year 2014 - 2015
4/30/2015

		Deposits (Cash Receipts)	Cash Disbursements	Book Balance
TREASURER'S BALANCE AS OF	4/1/2015			1,745,138.94 (A)
Interest Income:		546.83		546.83 (B)
Cash Receipts				
Deposits		62,639.06		62,639.06 (C)
Deposits		-		-
Deposits		-		-
Deposits (Revenue Transfer)		-		-
Voids		-		-
Real Tax Receipts	2007	1.70		1.70
Real Tax Receipts	2008	1.48		1.48
Real Tax Receipts	2009	1.51		1.51
Real Tax Receipts	2010	1.77		1.77
Real Tax Receipts	2011	1.89		1.89
Real Tax Receipts	2012	7.01	(739.19)	(732.18)
Real Tax Receipts	2013	62.32	(919.40)	(857.08)
Real Tax Receipts	2014	2,530,981.29	(13.55)	2,530,967.74
Personal Property Taxes Receipts	2000	-		-
Personal Property Taxes Receipts	2001	-		-
Personal Property Taxes Receipts	2002	-		-
Personal Property Taxes Receipts	2004	-		-
Personal Property Taxes Receipts	2005	-		-
Personal Property Taxes Receipts	2006	-		-
Personal Property Taxes Receipts	2007	6.65		6.65
Personal Property Taxes Receipts	2008	65.23		65.23
Personal Property Taxes Receipts	2009	90.49		90.49
Personal Property Taxes Receipts	2010	101.58		101.58
Personal Property Taxes Receipts	2011	181.87		181.87
Personal Property Taxes Receipts	2012	279.67		279.67
Personal Property Taxes Receipts	2013	687.07	0.00	687.07
Personal Property Taxes Receipts	2014	85,550.59	(17.43)	85,533.16
FDAT (Contributions Fire Assistance)		64,003.96		64,003.96
Maricopa County Tax Collection		2,717.18		2,717.18 (E)
SRP Contributions		-		-
NSF return item(s)		-		-
Cash Disbursements				
Accounts Payable			(152,254.18) (F)	
Payroll Activity			(717,411.99) (G)	(869,666.17)
Payroll Wire fees/surcharges			(75.00) (H)	(75.00)
Refund Interest			-	-
Interest / Finance Charges			-	-
Other Income			-	-
Transfer In:				
Transfer In from Bond Fund				-
Transfer Out:				
Transfer to Bond Fund				-
Transfer to Capital Projects Fund			0.00	-
		2,747,929.15	(871,430.74)	\$ 3,621,637.35

TREASURER'S BALANCE
Ending Balance as of: 4/30/2015 Balance from YTD Column \$ 3,508,301.69 (I)

Less: LOC Advances
Plus: LOC Payments

Less: Outstanding A/P Checks
Less: Outstanding P/R Checks

Less:
Plus: A/R deposits in transit (Feb)
CYMA IV AR credit card deposits in transit (Mar)

Net Line of Credit
(67,008.43) (J)
(8,021.14) (K) (75,029.57)

10.00 (3)
\$ 3,433,282.12

Cash in Payroll Clearing Account Balance 100.00 (M)
Cash in Electronic /ACH Clearing Account Balance 1,075.00
GL accounts 10100 thru 10150 \$ 3,434,457.12
Petty Cash 100.00
Should tie to Balance Sheet \$ 3,434,557.12 (N)

Prepared by

Joseph R. Buke 5/8/15
Roger Wood 5/8/15

\$ 3,434,557.12
\$ -



Pinal County Treasurer


Monthly Statement

Date Range: 4/1/2015 to 4/30/2015

Account	Period	YTD	
6116421001	Superstition Fire & Medical District		
Begin Balance:	1,872,094.58	2,840,560.70	
Income:	2,746,239.58	11,157,345.71	
LOC Advance:	.00	.00	
Expense:	(1,110,032.47)	(10,489,604.72)	LOC: .00
LOC Payments:	.00	.00	Warrants Outstanding: (75,029.57)
Cash Balance:	3,508,301.69	3,508,301.69	End: 3,433,272.12

Monthly Statement Summary

Source Code	Description		MTDAmount	YTDAmount
6116421001	Superstition Fire & Medical District	Beginning Balance:	1,872,094.58	2,840,560.70
11100.2007	2007 Real Estate Taxes		1.70	3.40
11100.2008	2008 Real Estate Taxes		1.48	151.76
11100.2009	2009 Real Estate Taxes		1.51	153.42
11100.2010	2010 Real Estate Taxes	\$2,529,386.83	1.77	179.92
11100.2011	2011 Real Estate Taxes		1.89	2,523.64
11100.2012	2012 Real Estate Taxes		(732.18)	(274.76)
11100.2013	2013 Real Estate Taxes		(857.08)	197,645.29
11100.2014	2014 Real Estate Taxes		2,530,967.74	9,076,067.52
12100.2000	2000 Personal Property Taxes		.00	8.54
12100.2001	2001 Personal Property Taxes		.00	8.54
12100.2002	2002 Personal Property Taxes		.00	8.78
12100.2006	2006 Personal Property Taxes		.00	19.40
12100.2007	2007 Personal Property Taxes		6.65	258.24
12100.2008	2008 Personal Property Taxes		65.23	394.00
12100.2009	2009 Personal Property Taxes	\$86,545.72	90.49	693.17
12100.2010	2010 Personal Property Taxes		101.58	1,025.19
12100.2011	2011 Personal Property Taxes		181.87	1,389.08
12100.2012	2012 Personal Property Taxes		279.67	4,688.77
12100.2013	2013 Personal Property Taxes		687.07	20,211.10
12100.2014	2014 Personal Property Taxes		85,533.16	765,179.22
14100.0	Salt River Contribution		.00	136,916.77
15130.0	Contributions Fire Assistance		64,003.96	400,000.00
15150.0	Maricopa County Tax Collection	(E)	2,717.18	12,988.61
21100.41	Wells Fargo Repo Investment Interest		9.98	1,137.47
21100.42	Wells Fargo High Int Investment Interest		.00	75.07
21100.43	Wells Fargo Trust Investment Interest	(B)	1.31	14.04
21100.46	Wells Fargo Investment Investment Interest		268.29	2,396.97
21100.70	Vining Sparks Investment Interest	\$546.83	267.25	2,950.95
21100.80	Stifel Nicolaus & Company Investment Interest		.00	900.99
21100.95	Citigroup Global Market Investment Interest		.00	556.85
21100.99	SCV UHS Refunding Bond Investment Interest		.00	28.80
73160.0	Deposits	(C)	62,639.06	1,005,712.03
73750.0	Revenue Transfer		.00	(476,667.06)
90400.0	Refund Interest		.00	(156.76)



Pinal County Treasurer

Monthly Statement

Date Range: 4/1/2015 to 4/30/2015

90930.0	Warrants Redeemed	(498,848.00)	(3,904,717.88)
91220.0	Disbursed by County Treasurer	(611,109.47)	(6,583,817.58)
91280.0	Outgoing Wire Fee	(60.00)	(680.00)
91290.0	Outgoing Wire Surcharge	(15.00)	(170.00)
91360.0	Stop Payment Fee	.00	(50.00)
91370.0	Stop Payment Surcharge	.00	(12.50)
Ending Balance:		3,508,301.69	3,508,301.69

Monthly Statement Detail

Date	Notes	Doc #	Amount	C/D
6116421001 Superstition Fire & Medical District			Beginning Balance: 1,872,094.58	
11100.2007	2007 Real Estate Taxes		Source Code Total: 1.70	
04/03	Tax Distribution	0	1.70	C
11100.2008	2008 Real Estate Taxes		Source Code Total: 1.48	
04/03	Tax Distribution	0	1.48	C
11100.2009	2009 Real Estate Taxes		Source Code Total: 1.51	
04/03	Tax Distribution	0	1.51	C
11100.2010	2010 Real Estate Taxes		Source Code Total: 1.77	
04/03	Tax Distribution	0	1.77	C
11100.2011	2011 Real Estate Taxes		Source Code Total: 1.89	
04/03	Tax Distribution	0	1.89	C
11100.2012	2012 Real Estate Taxes		Source Code Total: (732.18)	
04/03	Tax Distribution	0	2.04	C
04/07	Tax Distribution	0	4.97	C
04/14	Tax Distribution	0	(739.19)	C
11100.2013	2013 Real Estate Taxes		Source Code Total: (857.08)	
04/03	Tax Distribution	0	2.37	C
04/07	Tax Distribution	0	2.37	C
04/13	Tax Distribution	0	17.35	C
04/14	Tax Distribution	0	(919.40)	C
04/22	Tax Distribution	0	40.23	C
11100.2014	2014 Real Estate Taxes		Source Code Total: 2,530,967.74	
04/01	Tax Distribution	0	4,937.71	C
04/01	Tax Distribution	0	972.57	C
04/01	Tax Distribution	0	4,785.34	C
04/01	Tax Distribution	0	1,937.73	C
04/01	Tax Distribution	0	3,161.67	C
04/02	Tax Distribution	0	4,185.24	C
04/02	Tax Distribution	0	1,793.57	C
04/02	Tax Distribution	0	1,954.92	C
04/03	Tax Distribution	0	6,382.03	C
04/03	Tax Distribution	0	5,100.54	C
04/03	Tax Distribution	0	1,565.91	C
04/06	Tax Distribution	0	15,913.98	C
04/06	Tax Distribution	0	17,982.14	C
04/06	Tax Distribution	0	9,603.24	C
04/06	Tax Distribution	0	4,386.39	C
04/07	Tax Distribution	0	301.87	C
04/07	Tax Distribution	0	13,153.35	C
04/07	Tax Distribution	0	19,535.39	C
04/08	Tax Distribution	0	8,165.91	C
04/08	Tax Distribution	0	4,690.48	C



Pinal County Treasurer

Monthly Statement

Date Range: 4/1/2015 to 4/30/2015

04/08	Tax Distribution	0	12,591.21	C
04/08	Tax Distribution	0	4,704.06	C
04/09	Tax Distribution	0	10,780.74	C
04/09	Tax Distribution	0	3,105.94	C
04/09	Tax Distribution	0	3,294.14	C
04/09	Tax Distribution	0	13,233.73	C
04/10	Tax Distribution	0	6,909.00	C
04/10	Tax Distribution	0	5,956.03	C
04/10	Tax Distribution	0	8,950.14	C
04/10	Tax Distribution	0	6,617.46	C
04/13	Tax Distribution	0	19,907.40	C
04/13	Tax Distribution	0	18,824.29	C
04/13	Tax Distribution	0	19,903.58	C
04/13	Tax Distribution	0	6,211.27	C
04/14	Tax Distribution	0	5,457.16	C
04/14	Tax Distribution	0	3,230.89	C
04/14	Tax Distribution	0	10,093.47	C
04/15	Tax Distribution	0	18,704.17	C
04/15	Tax Distribution	0	22,684.36	C
04/15	Tax Distribution	0	4,691.43	C
04/15	Tax Distribution	0	8,407.72	C
04/16	Tax Distribution	0	11,799.85	C
04/16	Tax Distribution	0	12,445.98	C
04/16	Tax Distribution	0	10,060.61	C
04/17	Tax Distribution	0	21,151.10	C
04/17	Tax Distribution	0	8,779.46	C
04/17	Tax Distribution	0	14,766.95	C
04/17	Tax Distribution	0	7,195.75	C
04/20	Tax Distribution	0	9,362.40	C
04/20	Tax Distribution	0	28,081.65	C
04/20	Tax Distribution	0	7,582.12	C
04/21	Tax Distribution	0	17,712.60	C
04/21	Tax Distribution	0	23,988.26	C
04/21	Tax Distribution	0	52,357.12	C
04/21	Tax Distribution	0	8,873.82	C
04/21	Tax Distribution	0	(13.55)	C
04/22	Tax Distribution	0	11,364.32	C
04/22	Tax Distribution	0	364,976.40	C
04/22	Tax Distribution	0	10,066.42	C
04/22	Tax Distribution	0	15,240.79	C
04/22	Tax Distribution	0	14,947.78	C
04/22	Tax Distribution	0	8,516.43	C
04/23	Tax Distribution	0	96.96	C
04/23	Tax Distribution	0	44,887.42	C
04/23	Tax Distribution	0	17,953.64	C
04/23	Tax Distribution	0	7,281.80	C
04/23	Tax Distribution	0	5,226.85	C
04/24	Tax Distribution	0	21,601.13	C
04/24	Tax Distribution	0	1,306.65	C
04/24	Tax Distribution	0	21,740.63	C
04/24	Tax Distribution	0	8,452.26	C
04/24	Tax Distribution	0	18,667.20	C
04/27	Tax Distribution	0	10,824.90	C



Pinal County Treasurer

Monthly Statement

Date Range: 4/1/2015 to 4/30/2015

04/27	Tax Distribution	0	7,503.63	C
04/27	Tax Distribution	0	20,645.92	C
04/27	Tax Distribution	0	22,807.37	C
04/28	Tax Distribution	0	952,066.59	C
04/28	Tax Distribution	0	31,346.37	C
04/28	Tax Distribution	0	27,417.40	C
04/28	Tax Distribution	0	32,457.05	C
04/29	Tax Distribution	0	24,203.56	C
04/29	Tax Distribution	0	118,789.26	C
04/29	Tax Distribution	0	34,241.98	C
04/29	Tax Distribution	0	13,157.00	C
04/29	Tax Distribution	0	13,643.07	C
04/29	Tax Distribution	0	7,849.16	C
04/30	Tax Distribution	0	5,416.41	C
04/30	Tax Distribution	0	38,343.43	C
04/30	Tax Distribution	0	10,369.55	C
04/30	Tax Distribution	0	8,646.12	C
12100.2007 2007 Personal Property Taxes			Source Code Total: 6.65	
04/15	Tax Distribution	0	6.65	C
12100.2008 2008 Personal Property Taxes			Source Code Total: 65.23	
04/15	Tax Distribution	0	65.23	C
12100.2009 2009 Personal Property Taxes			Source Code Total: 90.49	
04/06	Tax Distribution	0	24.56	C
04/15	Tax Distribution	0	65.93	C
12100.2010 2010 Personal Property Taxes			Source Code Total: 101.58	
04/10	Tax Distribution	0	4.34	C
04/15	Tax Distribution	0	72.86	C
04/22	Tax Distribution	0	4.92	C
04/22	Tax Distribution	0	19.46	C
12100.2011 2011 Personal Property Taxes			Source Code Total: 181.87	
04/03	Tax Distribution	0	28.45	C
04/07	Tax Distribution	0	21.89	C
04/08	Tax Distribution	0	11.69	C
04/15	Tax Distribution	0	76.46	C
04/22	Tax Distribution	0	20.57	C
04/29	Tax Distribution	0	22.81	C
12100.2012 2012 Personal Property Taxes			Source Code Total: 279.67	
04/01	Tax Distribution	0	104.12	C
04/03	Tax Distribution	0	9.35	C
04/03	Tax Distribution	0	1.73	C
04/07	Tax Distribution	0	39.68	C
04/10	Tax Distribution	0	13.18	C
04/15	Tax Distribution	0	66.79	C
04/22	Tax Distribution	0	18.47	C
04/24	Tax Distribution	0	26.35	C
12100.2013 2013 Personal Property Taxes			Source Code Total: 687.07	
04/02	Tax Distribution	0	53.81	C
04/03	Tax Distribution	0	10.19	C
04/06	Tax Distribution	0	42.31	C
04/07	Tax Distribution	0	62.60	C
04/07	Tax Distribution	0	4.12	C
04/08	Tax Distribution	0	6.11	C
04/09	Tax Distribution	0	105.55	C



Pinal County Treasurer

Monthly Statement

Date Range: 4/1/2015 to 4/30/2015

04/10	Tax Distribution	0	8.98	C
04/10	Tax Distribution	0	79.04	C
04/13	Tax Distribution	0	4.00	C
04/14	Tax Distribution	0	3.16	C
04/14	Tax Distribution	0	10.21	C
04/15	Tax Distribution	0	77.42	C
04/20	Tax Distribution	0	20.65	C
04/20	Tax Distribution	0	2.48	C
04/22	Tax Distribution	0	29.04	C
04/22	Tax Distribution	0	40.66	C
04/22	Tax Distribution	0	6.80	C
04/24	Tax Distribution	0	29.17	C
04/29	Tax Distribution	0	90.77	C
12100.2014 2014 Personal Property Taxes			Source Code Total: 85,533.16	
04/01	Tax Distribution	0	280.78	C
04/01	Tax Distribution	0	224.79	C
04/01	Tax Distribution	0	87.97	C
04/01	Tax Distribution	0	42.67	C
04/01	Tax Distribution	0	417.11	C
04/02	Tax Distribution	0	286.30	C
04/02	Tax Distribution	0	83.81	C
04/03	Tax Distribution	0	541.54	C
04/03	Tax Distribution	0	490.33	C
04/03	Tax Distribution	0	304.66	C
04/06	Tax Distribution	0	1,227.82	C
04/06	Tax Distribution	0	1,253.74	C
04/06	Tax Distribution	0	770.77	C
04/06	Tax Distribution	0	502.46	C
04/07	Tax Distribution	0	65.27	C
04/07	Tax Distribution	0	1,171.51	C
04/07	Tax Distribution	0	2,946.19	C
04/08	Tax Distribution	0	1,306.90	C
04/08	Tax Distribution	0	866.52	C
04/08	Tax Distribution	0	388.08	C
04/08	Tax Distribution	0	648.64	C
04/09	Tax Distribution	0	1,223.48	C
04/09	Tax Distribution	0	164.52	C
04/09	Tax Distribution	0	242.92	C
04/09	Tax Distribution	0	490.28	C
04/10	Tax Distribution	0	1,274.55	C
04/10	Tax Distribution	0	769.58	C
04/10	Tax Distribution	0	464.64	C
04/10	Tax Distribution	0	430.97	C
04/13	Tax Distribution	0	(17.43)	C
04/13	Tax Distribution	0	2,589.67	C
04/13	Tax Distribution	0	39.20	C
04/13	Tax Distribution	0	2,058.66	C
04/13	Tax Distribution	0	288.06	C
04/14	Tax Distribution	0	471.28	C
04/14	Tax Distribution	0	237.49	C
04/14	Tax Distribution	0	341.04	C
04/15	Tax Distribution	0	984.85	C
04/15	Tax Distribution	0	415.53	C



Pinal County Treasurer

Monthly Statement

Date Range: 4/1/2015 to 4/30/2015

04/15	Tax Distribution	0	305.39	C
04/15	Tax Distribution	0	612.72	C
04/16	Tax Distribution	0	707.78	C
04/16	Tax Distribution	0	728.95	C
04/16	Tax Distribution	0	777.75	C
04/17	Tax Distribution	0	1,209.96	C
04/17	Tax Distribution	0	834.27	C
04/17	Tax Distribution	0	1,136.63	C
04/20	Tax Distribution	0	395.52	C
04/20	Tax Distribution	0	1,221.60	C
04/20	Tax Distribution	0	1,274.11	C
04/21	Tax Distribution	0	646.26	C
04/21	Tax Distribution	0	12.96	C
04/21	Tax Distribution	0	394.65	C
04/21	Tax Distribution	0	4,548.68	C
04/21	Tax Distribution	0	3,017.85	C
04/21	Tax Distribution	0	965.92	C
04/22	Tax Distribution	0	1,060.51	C
04/22	Tax Distribution	0	95.33	C
04/22	Tax Distribution	0	610.05	C
04/22	Tax Distribution	0	1,361.18	C
04/22	Tax Distribution	0	940.68	C
04/22	Tax Distribution	0	360.48	C
04/23	Tax Distribution	0	132.23	C
04/23	Tax Distribution	0	3,154.93	C
04/23	Tax Distribution	0	381.06	C
04/23	Tax Distribution	0	347.41	C
04/23	Tax Distribution	0	498.70	C
04/24	Tax Distribution	0	2,665.09	C
04/24	Tax Distribution	0	2,313.98	C
04/24	Tax Distribution	0	451.29	C
04/24	Tax Distribution	0	301.45	C
04/27	Tax Distribution	0	1,785.32	C
04/27	Tax Distribution	0	764.72	C
04/27	Tax Distribution	0	418.85	C
04/27	Tax Distribution	0	952.53	C
04/28	Tax Distribution	0	3,167.65	C
04/28	Tax Distribution	0	2,469.96	C
04/28	Tax Distribution	0	1,759.03	C
04/28	Tax Distribution	0	1,366.69	C
04/29	Tax Distribution	0	1,207.46	C
04/29	Tax Distribution	0	4,429.25	C
04/29	Tax Distribution	0	2,344.94	C
04/29	Tax Distribution	0	719.77	C
04/29	Tax Distribution	0	441.62	C
04/29	Tax Distribution	0	558.31	C
04/30	Tax Distribution	0	1,430.06	C
04/30	Tax Distribution	0	1,100.43	C
04/30	Tax Distribution	0	774.05	C
15130.0 Contributions Fire Assistance				
			Source Code Total: 64,003.96	
04/01	Fire District Assistance Tax 0.290856	0	826.68	C
04/02	Fire District Assistance Tax 0.290856	0	486.51	C
04/03	Fire District Assistance Tax 0.290856	0	823.96	C



Pinal County Treasurer

Monthly Statement

Date Range: 4/1/2015 to 4/30/2015

04/06	Fire District Assistance Tax 0.290856	0	1,510.28	C
04/07	Fire District Assistance Tax 0.290856	0	971.80	C
04/08	Fire District Assistance Tax 0.290856	0	1,316.86	C
04/09	Fire District Assistance Tax 0.290856	0	919.83	C
04/10	Fire District Assistance Tax 0.290856	0	1,403.53	C
04/13	Fire District Assistance Tax 0.290856	0	1,833.30	C
04/14	Fire District Assistance Tax 0.290856	0	2,351.48	C
04/15	Fire District Assistance Tax 0.290856	0	1,276.99	C
04/16	Fire District Assistance Tax 0.290856	0	1,310.54	C
04/17	Fire District Assistance Tax 0.290856	0	2,524.73	C
04/20	Fire District Assistance Tax 0.290856	0	1,181.78	C
04/21	Fire District Assistance Tax 0.290856	0	9,188.61	C
04/22	Fire District Assistance Tax 0.290856	0	16,065.42	C
04/23	Fire District Assistance Tax 0.290856	0	3,890.59	C
04/24	Fire District Assistance Tax 0.290856	0	3,258.69	C
04/27	Fire District Assistance Tax 0.290856	0	3,806.95	C
04/28	Fire District Assistance Tax 0.290856	0	9,055.43	C
15150.0	Maricopa County Tax Collection		Source Code Total: 2,717.18	
04/15	Superstition Fire Proceeds from Maricopa Co Wired	0	2,717.18	C
21100.41	Wells Fargo Repo Investment Interest		Source Code Total: 9.98	
04/01	Investment Interest	0	9.98	C
21100.43	Wells Fargo Trust Investment Interest		Source Code Total: 1.31	
04/02	Investment Interest	0	1.31	C
21100.46	Wells Fargo Investment Investment Interest		Source Code Total: 268.29	
04/03	Investment Interest	0	1.60	C
04/16	Investment Interest	0	44.63	C
04/23	Investment Interest	0	102.64	C
04/27	Investment Interest	0	.98	C
04/27	Investment Interest	0	.97	C
04/27	Investment Interest	0	.98	C
04/30	Investment Interest	0	116.49	C
21100.70	Vining Sparks Investment Interest		Source Code Total: 267.25	
04/23	Investment Interest	0	52.06	C
04/27	Investment Interest	0	23.40	C
04/28	Investment Interest	0	69.60	C
04/30	Investment Interest	0	122.19	C
73160.0	Deposits		Source Code Total: 62,639.06	
04/08	100.10.43500.41 MFarber/inv 2818/CASH A	0	36.00	C
04/08	100.10.43500.41 JHauglie/Inv 3038/1818	0	35.00	C
04/08	100.10.42600.15 BurnettLaw/Inv 3040/2220	0	10.00	C
04/08	100.10.42600.15 LexisNexis/inv 3036/516140982	0	10.00	C
04/08	100.10.42600.15 ForensicFire/inv 3039/2591	0	10.00	C
04/08	100.10.42700.50 Malone'sTire/inv 3041/992	0	50.00	C
04/08	100.10.45900.10 WEBLA/inv 3013/43421402	0	30.00	C
04/08	100.10.42200.10 CopperPoint/inv 3053/4090842	0	46,102.00	C
04/08	100.40.58100.40 UnitedFire/inv 3052/77665	0	37.43	C
04/08	100.10.58080.15 GGeht/inv 3051/9546	0	40.19	C
04/08	100.20.62140.20 MCNECO/inv 3050/145291	0	214.69	C
04/08	100.10.43200.20 FLOFD/inv 2992/98324	0	2,550.73	C
04/08	100.10.42025.41 SOUA/inv 3049/7000037541	0	3,537.36	C
04/08	100.10.42200.10 SOUA-ESIS/inv 3030/FA73575134	0	356.00	C
04/08	100.40.53965.10 KEVINJO/inv 3045/629001748	0	877.18	C
04/08	100.40.53965.10 PSPRS/inv 2976/203396	0	215.00	C




Pinal County Treasurer

Monthly Statement

Date Range: 4/1/2015 to 4/30/2015

04/15	100.10.43540.41 JCrowley/inv 3066/CASH A	0	3.00	C
04/15	100.10.43540.41 SJohnston/inv 3058/CASH B	0	3.00	C
04/15	100.10.43500.41 JArriola/inv 3061/CASH C	0	15.00	C
04/15	100.10.43500.41 DRobes/Inv 3057/1188	0	50.00	C
04/15	100.10.43500.41 AMorgan/inv 3060/r206088537699	0	50.00	C
04/15	100.10.43500.41 JMorgan/inv 3059/r206088537700	0	50.00	C
04/15	100.10.43300.50 ATWELL/inv 3043/200481	0	50.00	C
04/15	100.10.43300.50 ATWELL/inv 3042/200482	0	50.00	C
04/15	100.10.42700.50 OldReliableFire/inv 3067/3254	0	100.00	C
04/15	100.10.45900.10 SUPHIGH/inv 3016/265	0	20.00	C
04/15	100.10.43200.20 FLOFD/inv 3010/98452	0	3,872.36	C
04/29	100.10.43540.41 CRivera/inv 3070/CASH A	0	9.00	C
04/29	100.10.42700.50 BlountCont/inv 3074/28473	0	125.00	C
04/29	100.10.45800.10 ASRS/inv 3047,3048/7058273	0	285.00	C
04/29	100.10.45800.10 GALLPEP/inv 3044/1879	0	299.50	C
04/29	100.10.43200.20 FLOFD/inv 3032, 3033/98644	0	1,293.33	C
04/29	100.10.42200.41 ANTSIT/inv 3078/18087	0	475.01	C
04/29	100.20.62140.20 MCNECO/inv 3079/145711	0	796.73	C
04/29	100.20.56880.20 WexBank/inv 3080/577850	0	980.55	C
90930.0 Warrants Redeemed			Source Code Total: (498,848.00)	
04/01	Paid Warrants	0	(139,456.84)	D
04/02	Paid Warrants	0	(13,928.01)	D
04/03	Paid Warrants	0	(36,893.63)	D
04/06	Paid Warrants	0	(2,155.00)	D
04/07	Paid Warrants	0	(17,544.17)	D
04/08	Paid Warrants	0	(19,001.81)	D
04/09	Paid Warrants	0	(1,323.25)	D
04/10	Paid Warrants	0	(4,720.42)	D
04/13	Paid Warrants	0	(4,463.57)	D
04/14	Paid Warrants	0	(17,680.54)	D
04/15	Paid Warrants	0	(9,831.83)	D
04/16	Paid Warrants	0	(8,016.70)	D
04/17	Paid Warrants	0	(81,993.56)	D
04/20	Paid Warrants	0	(1,881.88)	D
04/21	Paid Warrants	0	(2,356.92)	D
04/22	Paid Warrants	0	(4,116.32)	D
04/23	Paid Warrants	0	(9,311.73)	D
04/24	Paid Warrants	0	(8,193.14)	D
04/27	Paid Warrants	0	(8,975.18)	D
04/28	Paid Warrants	0	(15,264.79)	D
04/29	Paid Warrants	0	(89,159.23)	D
04/30	Paid Warrants	0	(2,579.48)	D
91220.0 Disbursed by County Treasurer			Source Code Total: (611,109.47)	
04/08	Employees Payroll Direct Deposit	0	(198,530.76)	D
04/08	District Federal & State P/R Taxes	0	(45,787.27)	D
04/08	District 457, union dues, pac	0	(26,927.06)	D
04/16	CIGNA ACH PAYMENT - APRIL 2015	0	(69,789.87)	D
04/22	Employees Payroll Direct Deposit	0	(197,658.55)	D
04/22	District Federal & State P/R Taxes	0	(45,529.67)	D
04/22	District 457, Union Dues, pac	0	(26,886.29)	D
91280.0 Outgoing Wire Fee			Source Code Total: (60.00)	
04/08	Wire Transfer Chg P/R	0	(20.00)	D
04/16	WIRE TRANSFER CHG INS	0	(20.00)	D



Pinal County Treasurer

Monthly Statement

Date Range: 4/1/2015 to 4/30/2015

04/22	Wire Transfer Chg P/R	0	(20.00)	D
91290.0	Outgoing Wire Surcharge			
04/08	Wire Transfer Chg P/R	0	(5.00)	D
04/16	WIRE TRANSFER CHG INS	0	(5.00)	D
04/22	Wire Transfer Chg P/R	0	(5.00)	D
6116421001 Superstition Fire & Medical District		Ending Balance: 3,508,301.69		

Warrant Detail

Payee Name	Warrant	Amount	Issue Dt	Status Dt	Voucher
6116421001 Superstition Fire & Medical District		Account Total: 573,877.57			
Fund: 1102		Fund Total: 305,897.77			
Status: OUTS		Status Total: 67,008.43			
FIRE CHIEFS ASSOC. OF PINAL CN	1102023696	150.00	03/16/15	03/16/15	
ANDREW COLBY	1102023704	20.00	03/18/15	03/18/15	
RYAN RODRIQUEZ	1102023717	20.00	03/18/15	03/18/15	
MICHAEL A. AMENT	1102023783	20.00	04/08/15	04/08/15	
JASMIN JONES	1102023803	158.47	04/08/15	04/08/15	
APACHE JUNCTION UNIFIED	1102023815	1,898.04	04/15/15	04/15/15	
AZ DPS	1102023816	22.00	04/15/15	04/15/15	
GALLOWAY ASSET MANAGEMENT, LLC	1102023824	1,200.00	04/15/15	04/15/15	
APACHE TRAIL AUTO SUPPLY, LLC	1102023838	1,111.82	04/22/15	05/01/15	
CITY OF MESA	1102023846	27,133.10	04/22/15	05/01/15	
COPPERSMITH BROCKELMAN PLC	1102023847	1,155.00	04/22/15	05/01/15	
LAUREN DANIEL	1102023848	156.00	04/22/15	04/23/15	
PHYSIO-CONTROL, INC.	1102023855	2,780.70	04/22/15	05/01/15	
REGIONAL EMERGENCY MEDICAL	1102023859	500.00	04/22/15	04/23/15	
ARIZONA AMBULANCE ASSOC.	1102023861	57.00	04/28/15	04/28/15	
WATER UTILITIES COMM FD DBA	1102023862	51.21	04/28/15	04/28/15	
ARIZONA WATER COMPANY, INC.	1102023863	473.69	04/28/15	04/28/15	
OLIVER EXTERMINATING CO.	1102023864	50.00	04/28/15	04/28/15	
AVESIS, INC.	1102023865	891.90	04/28/15	05/04/15	
SOUTHERN COUNTIES OIL CO. LLC	1102023866	2,550.51	04/28/15	04/28/15	
ECMS, INC.	1102023867	192.25	04/28/15	04/28/15	
EMPIRE SOUTHWEST, LLC	1102023868	379.67	04/28/15	05/04/15	
FIRST CHOICE AUTO GLASS, INC.	1102023869	796.73	04/28/15	04/28/15	
GINCO PLUMBING LLC	1102023870	1,055.76	04/28/15	04/28/15	
HUGHES FIRE EQUIPMENT, INC.	1102023871	1,077.81	04/28/15	04/28/15	
KANSAS STATE BANK OF MANHATTAN	1102023872	177.82	04/28/15	04/28/15	
L.N. CURTIS & SONS	1102023873	7,809.42	04/28/15	04/28/15	
ROBERT HALF INTERNATIONAL, INC	1102023874	3,260.00	04/28/15	04/28/15	
RAY'S PRINTING, INC.	1102023875	428.43	04/28/15	04/28/15	
SELF DIRECTED BROKERAGE SPECIA	1102023876	500.00	04/28/15	04/28/15	
TOSHIBA BUSINESS SOLUTIONS, INC	1102023877	499.72	04/28/15	04/28/15	
MATLICK ENTERPRISES INC DBA	1102023878	5,293.63	04/28/15	04/28/15	
UNION SECURITY INSURANCE COMP.	1102023879	4,123.81	04/28/15	04/28/15	
VISION BUSINESS PRODUCTS, INC	1102023880	1,013.94	04/28/15	04/28/15	
Status: PAID		Status Total: 238,889.34			
APACHE JUNCTION UNIFIED	1102023618	2,058.41	02/25/15	04/14/15	
PAUL PERKINS	1102023658	180.80	03/04/15	04/01/15	
MICHAEL A. AMENT	1102023698	750.00	03/18/15	04/01/15	
APACHE JUNCTION UNIFIED	1102023699	1,799.79	03/18/15	04/14/15	
FIRE & LIFE SAFETY EDUCATORS	1102023706	275.00	03/18/15	04/02/15	
WEX BANK DBA	1102023709	980.55	03/18/15	04/15/15	
AA COOLING AND HEATING LLC	1102023721	190.00	03/25/15	04/07/15	
AFLAC	1102023722	6,867.38	03/25/15	04/02/15	
WATER UTILITIES COMM FD DBA	1102023723	41.04	03/25/15	04/02/15	



Pinal County Treasurer

Monthly Statement

Date Range: 4/1/2015 to 4/30/2015

APACHE TRAIL AUTO SUPPLY, LLC	1102023724	438.84	03/25/15	04/03/15
ARIZONA WATER COMPANY, INC.	1102023725	396.03	03/25/15	04/01/15
AVESIS, INC.	1102023726	884.88	03/25/15	04/01/15
CHASE MASTER CARD	1102023727	14,563.69	03/25/15	04/01/15
LIFE INSURANCE COMPANY OF NA	1102023730	5,153.36	03/25/15	04/07/15
CITY OF MESA	1102023731	21,309.30	03/25/15	04/03/15
COMMERCIAL OFFICE INT, LLC	1102023732	3,875.00	03/25/15	04/02/15
JAMES CROWLEY	1102023733	20.00	03/25/15	04/02/15
WAYNE EMERSON	1102023734	1,600.00	03/25/15	04/02/15
EMPIRE SOUTHWEST, LLC	1102023735	106.12	03/25/15	04/02/15
FOREMOST MEDICAL EQUIP, INC.	1102023736	35.00	03/25/15	04/17/15
GINCO PLUMBING LLC	1102023737	1,383.04	03/25/15	04/03/15
LIBERTY WATER COMPANY, INC.	1102023738	148.57	03/25/15	04/02/15
HEALTH EQUITY, INC	1102023739	102.70	03/25/15	04/03/15
HI TECH ROOFING, LLC	1102023740	2,950.00	03/25/15	04/01/15
ROBERT HORNE FORD	1102023741	83.61	03/25/15	04/09/15
HUGHES FIRE EQUIPMENT, INC.	1102023742	328.08	03/25/15	04/01/15
L.N. CURTIS & SONS	1102023743	1,177.23	03/25/15	04/01/15
ROBERT HALF INTERNATIONAL, INC	1102023744	1,222.50	03/25/15	04/01/15
PIONEER DISTRIBUTING CO., INC.	1102023745	225.03	03/25/15	04/01/15
RAY'S PRINTING, INC.	1102023746	165.42	03/25/15	04/02/15
REDBURN TIRE COMPANY, INC.	1102023747	4,107.74	03/25/15	04/01/15
COPPERPOINT PREMIER INS CO	1102023748	33,872.60	03/25/15	04/01/15
SUPERIOR PRINTING INC DBA	1102023749	172.48	03/25/15	04/02/15
TRACE ANALYTICS, LLC	1102023750	657.00	03/25/15	04/02/15
MATLICK ENTERPRISES INC DBA	1102023751	2,109.89	03/25/15	04/01/15
WAXIE'S ENTERPRISES, INC	1102023752	135.71	03/25/15	04/03/15
MATLICK ENTERPRISES INC DBA	1102023753	1,241.67	03/30/15	04/08/15
AETNA BEHAVIORAL HEALTH, LLC	1102023754	875.67	03/31/15	04/10/15
ARIZONA WATER COMPANY, INC.	1102023755	471.54	03/31/15	04/08/15
OLIVER EXTERMINATING CO.	1102023756	125.00	03/31/15	04/13/15
MARK BLACKSTONE	1102023757	60.00	03/31/15	04/09/15
CITY LIGHTS, INC.	1102023758	395.98	03/31/15	04/08/15
DIVERSIFIED INSPECTIONS /	1102023759	356.00	03/31/15	04/08/15
ECMS, INC.	1102023760	263.88	03/31/15	04/08/15
FIRST CHOICE AUTO GLASS, INC.	1102023762	214.69	03/31/15	04/10/15
FLEETPRIDE, INC	1102023763	345.85	03/31/15	04/09/15
LANCE FRAWLEY	1102023764	480.00	03/31/15	04/06/15
FRONTIER SHOP SUPPLIES, INC	1102023765	34.58	03/31/15	04/08/15
BRYAN HEUN	1102023766	151.57	03/31/15	04/09/15
HUGHES FIRE EQUIPMENT, INC.	1102023767	1,935.03	03/31/15	04/08/15
BRENDA S TRANCHINA	1102023768	5,581.00	03/31/15	04/07/15
KANSAS STATE BANK OF MANHATTAN	1102023769	177.82	03/31/15	04/08/15
MEDIACOM	1102023770	6,532.25	03/31/15	04/07/15
MESA DISCOUNT, INC	1102023771	682.22	03/31/15	04/09/15
ROBERT HALF INTERNATIONAL, INC	1102023772	1,222.50	03/31/15	04/08/15
MARIE PEARCE	1102023773	87.56	03/31/15	04/07/15
PROPHET NETWORK INTEGRATION, IN	1102023774	3,185.96	03/31/15	04/10/15
RAY'S PRINTING, INC.	1102023775	59.88	03/31/15	04/08/15
REDBURN TIRE COMPANY, INC.	1102023776	2,949.66	03/31/15	04/08/15
GARY A. SMITH, MD, PLLC	1102023777	9,537.50	03/31/15	04/08/15
SOUTHWEST GAS CORPORATION	1102023778	355.77	03/31/15	04/08/15
TRADEMARK VISUAL, INC.	1102023779	288.50	03/31/15	04/13/15
UNION SECURITY INSURANCE COMP.	1102023780	4,050.07	03/31/15	04/13/15
WAXIE'S ENTERPRISES, INC	1102023781	444.10	03/31/15	04/10/15
AMERICAN EXPRESS CORPORATE	1102023782	1,395.76	04/08/15	04/14/15
APACHE OXY-MED INC DBA	1102023784	725.00	04/08/15	04/17/15
APACHE TRAIL AUTO SUPPLY, LLC	1102023785	1,514.76	04/08/15	04/17/15
ARIZONA WATER COMPANY, INC.	1102023786	250.64	04/08/15	04/17/15



Pinal County Treasurer

Monthly Statement

Date Range: 4/1/2015 to 4/30/2015

AZ DEPT OF REVENUE-SALES TAX	1102023787	227.03	04/08/15	04/14/15
ARIZONAWATERCONDITIONING DBA	1102023788	550.96	04/08/15	04/15/15
ARIZONA FORESTRY DIVISION	1102023789	1,550.67	04/08/15	04/14/15
BENSON SECURITY SYSTEMS, INC.	1102023790	725.00	04/08/15	04/15/15
BEST HARDWARE	1102023791	95.98	04/08/15	04/20/15
BUD'S BULK ICE SERVICE, INC	1102023792	285.90	04/08/15	04/20/15
CAREFUSION 203, INC	1102023793	446.40	04/08/15	04/21/15
COOKSON DOOR SALES OF AZ, INC	1102023794	272.85	04/08/15	04/15/15
COPPER STATE BOLT & NUT CO	1102023795	733.44	04/08/15	04/15/15
FLEETPRIDE, INC	1102023796	3,606.66	04/08/15	04/14/15
FOREMOST MEDICAL EQUIP, INC.	1102023797	739.59	04/08/15	04/27/15
FREIGHTLINER-STERLING-	1102023798	192.03	04/08/15	04/15/15
ST HELEN AUTO & HARDWARE, INC.	1102023799	585.78	04/08/15	04/16/15
GENERAL BUSINESS, INC	1102023801	653.40	04/08/15	04/21/15
WEX BANK DBA	1102023802	2,178.03	04/08/15	04/14/15
LANDS'END, INC	1102023804	380.41	04/08/15	04/17/15
L.N. CURTIS & SONS	1102023805	2,218.83	04/08/15	04/14/15
ROBERT HALF INTERNATIONAL, INC	1102023806	1,630.00	04/08/15	04/15/15
SALT RIVER PROJECT	1102023807	4,246.88	04/08/15	04/15/15
JOSE SEPULVEDA	1102023808	1,086.00	04/08/15	04/30/15
SHRED-IT USA, INC.	1102023809	96.30	04/08/15	04/16/15
SUPERSTITION MOUNTAINS CFD #1	1102023810	156.72	04/08/15	04/16/15
UNIFIRST CORPORATION	1102023811	1,198.68	04/08/15	04/17/15
AA COOLING AND HEATING LLC	1102023812	6,205.00	04/15/15	04/24/15
AFLAC	1102023813	6,867.38	04/15/15	04/23/15
ALLIED WASTE TRANS, INC.	1102023814	483.12	04/15/15	04/23/15
OLIVER EXTERMINATING CO.	1102023817	145.00	04/15/15	04/24/15
AVID LOCKSMITH, LLC	1102023818	238.43	04/15/15	04/21/15
BANNER OCCUPATIONAL HEALTH	1102023819	225.00	04/15/15	04/21/15
BOUND TREE MEDICAL LLC	1102023820	793.69	04/15/15	04/21/15
LIFE INSURANCE COMPANY OF NA	1102023821	4,226.09	04/15/15	04/27/15
ROBERT E DEBOW JR. CONST, INC.	1102023822	788.00	04/15/15	04/23/15
ESCOBEDO'S UPHOLSTERY	1102023823	1,500.00	04/15/15	04/20/15
GINCO PLUMBING LLC	1102023825	1,033.34	04/15/15	04/23/15
HEALTHY EQUITY, INC	1102023826	102.70	04/15/15	04/24/15
ROBERT HALF INTERNATIONAL, INC	1102023827	1,630.00	04/15/15	04/22/15
PITNEY BOWES	1102023828	139.89	04/15/15	04/23/15
PROPHET NETWORK INTEGRATION,IN	1102023829	687.98	04/15/15	04/28/15
CENTURYLINK	1102023830	1,593.36	04/15/15	04/28/15
PINNACLE PEAK HOLDING CORP	1102023831	649.42	04/15/15	04/22/15
SIDNEY LEX FELKER, P.C.	1102023832	4,009.50	04/15/15	04/27/15
MATLICK ENTERPRISES INC DBA	1102023833	1,836.90	04/15/15	04/22/15
VERIZON WIRELESS SERVICES LLC	1102023835	915.00	04/15/15	04/24/15
WAXIE'S ENTERPRISES, INC	1102023836	825.44	04/15/15	04/24/15
WATER UTILITIES COMM FD DBA	1102023837	292.36	04/22/15	04/30/15
ARIZONA WATER COMPANY, INC.	1102023839	386.49	04/22/15	04/29/15
BENSON SECURITY SYSTEMS, INC.	1102023840	350.00	04/22/15	04/29/15
BINGHAM EQUIPMENT CO, INC.	1102023841	194.89	04/22/15	04/30/15
CHASE MASTER CARD	1102023842	9,456.88	04/22/15	04/28/15
FLEETPRIDE, INC	1102023849	351.16	04/22/15	04/28/15
FRONTIER SHOP SUPPLIES, INC	1102023850	224.66	04/22/15	04/29/15
GENERAL ELECTRIC CAPITAL CORP	1102023851	175.51	04/22/15	04/28/15
LIBERTY WATER COMPANY, INC.	1102023852	132.41	04/22/15	04/28/15
HUGHES FIRE EQUIPMENT, INC.	1102023853	1,094.39	04/22/15	04/29/15
MIDWEST MOTOR SUPPLY, INC. DBA	1102023854	1,006.23	04/22/15	04/30/15
CADWELL IRREVOCABLE TRUST III	1102023856	393.12	04/22/15	04/29/15
CENTURYLINK	1102023857	222.13	04/22/15	04/28/15
REDBURN TIRE COMPANY, INC.	1102023858	8,625.45	04/22/15	04/29/15
PINNACLE PEAK HOLDING CORP	1102023860	871.68	04/22/15	04/29/15



Pinal County Treasurer

Monthly Statement

Date Range: 4/1/2015 to 4/30/2015

Fund: 1103		Fund Total: 267,979.80	
Status: OUTS		Status Total: 8,021.14 (K)	
EQUITY, HEALTH	1103017191	6,346.14	04/24/15 05/01/15
NORTHERN FUNDS CENTER	1103017194	1,675.00	04/24/15 05/01/15
Status: PAID		Status Total: 259,958.66	
RETIREMENT SYSTEM, ARIZONA STATE	1103017178	7,177.90	03/27/15 04/03/15
EQUITY, HEALTH	1103017179	6,346.14	03/27/15 04/03/15
PERSONNEL, PUBLIC SAFETY	1103017180	73,542.89	03/27/15 04/01/15
CLEARINGHOUSE, SUPPORT PAYMENT	1103017181	2,645.36	03/27/15 04/01/15
NORTHERN FUNDS CENTER	1103017182	1,675.00	03/27/15 04/06/15
ALCO CAPITAL GROUP GUZ BRUEN LAW GROUP	1103017183	500.12	03/27/15 04/01/15
RETIREMENT SYSTEM, ARIZONA STATE	1103017184	7,177.90	04/10/15 04/16/15
EQUITY, HEALTH	1103017185	6,346.14	04/10/15 04/17/15
PERSONNEL, PUBLIC SAFETY	1103017186	69,867.93	04/10/15 04/17/15
CLEARINGHOUSE, SUPPORT PAYMENT	1103017187	2,645.36	04/10/15 04/14/15
NORTHERN FUNDS CENTER	1103017188	1,675.00	04/10/15 04/17/15
ALCO CAPITAL GROUP GUZ BRUEN LAW GROUP	1103017189	500.12	04/10/15 04/15/15
RETIREMENT SYSTEM, ARIZONA STATE	1103017190	7,177.90	04/24/15 04/29/15
PERSONNEL, PUBLIC SAFETY	1103017192	69,535.42	04/24/15 04/29/15
CLEARINGHOUSE, SUPPORT PAYMENT	1103017193	2,645.36	04/24/15 04/28/15
ALCO CAPITAL GROUP GUZ BRUEN LAW GROUP	1103017195	500.12	04/24/15 04/29/15
		Count	Amount
Total OUTS:		36	75,029.57
Total PAID:		143	498,848.00

Superstition Fire & Medical District
Pinal County Treasurer #1001 Cash Reconciliation
Fiscal Year 2014 - 2015
3/31/2015

	Deposits (Cash Receipts)	Cash Disbursements	Book Balance
--	-----------------------------	-----------------------	-----------------

TREASURER'S BALANCE AS OF 3/1/2015 2,415,232.85 (A)

Interest Income: 2,197.87 RE12 2,197.87 (B)

Cash Receipts

Deposits	105,866.26		105,866.26 (C)
Deposits	-		-
Deposits	-		-
Deposits (Revenue Transfer)	-		-
Voids	-		-
Real Tax Receipts 2010	-		-
Real Tax Receipts 2011	-		-
Real Tax Receipts 2012	4.98		4.98
Real Tax Receipts 2013	34.87		34.87
Real Tax Receipts 2014	190,892.29	0.00	190,892.29
Personal Property Taxes Receipts 2000	8.54		8.54
Personal Property Taxes Receipts 2001	8.54		8.54
Personal Property Taxes Receipts 2002	8.78		8.78
Personal Property Taxes Receipts 2004	-		-
Personal Property Taxes Receipts 2005	-		-
Personal Property Taxes Receipts 2006	-		-
Personal Property Taxes Receipts 2007	-		-
Personal Property Taxes Receipts 2008	-		-
Personal Property Taxes Receipts 2009	2.35		2.35
Personal Property Taxes Receipts 2010	40.13		40.13
Personal Property Taxes Receipts 2011	66.60		66.60
Personal Property Taxes Receipts 2012	236.19		236.19
Personal Property Taxes Receipts 2013	891.94	0.00	891.94
Personal Property Taxes Receipts 2014	12,526.01	0.00	12,526.01
FDAT (Contributions Fire Assistance)	10,478.60		10,478.60
Maricopa County Tax Collection	282.25		282.25 (E)
SRP Contributions	-		-
NSF return item(s)	-		-

Cash Disbursements

Accounts Payable	(251,066.88) (F)	
Payroll Activity	(742,498.23) (G)	(993,565.11)
Payroll Wire fees/surcharges	RE13 (75.00) (H)	(75.00)
Refund Interest	-	-
Interest / Finance Charges	-	-
Other Income	-	-

Transfer In:

Transfer In from Bond Fund

Transfer Out:

Transfer to Bond Fund

Transfer to Capital Projects Fund

323,546.20	(993,640.11)	\$ 1,745,138.94
------------	--------------	-----------------

TREASURER'S BALANCE

Ending Balance as of: 3/31/2015 Balance from YTD Column \$ 1,872,094.58 (I)

Less: LOC Advances

Plus: LOC Payments

Less: Outstanding A/P Checks

Less: Outstanding P/R Checks

Net Line of Credit

(152,663.04) (J)	
(91,887.41) (K)	(244,550.45)

Less:

Plus: A/R deposits in transit (Feb)

CYMA IV AR credit card deposits in transit (Mar)

55.00 (a)	
250.00 (a)	

\$ 1,627,849.13

Cash in Payroll Clearing Account Balance

Cash in Electronic /ACH Clearing Account Balance

GL accounts 10100 thru 10150 \$ 1,627,949.13

Petty Cash 100.00

Should tie to Balance Sheet \$ 1,628,049.13 (N)

\$ 1,628,049.13

Prepared by:

Joseph R. Baker 4/2/15
Roger Word 4/4/15

AR Payment Register (Detail)

Bank ID: Equal To D

Check No. / Payment ID	Payee Name / Customer Name	Invoice No. / Account Number	Amount Paid
BANK: D - M & O GENERAL FUND CHECKING			
DEPOSIT: 1,744 DATE: 04/01/15			
2220	(ONETIMECUST)	Check Invoice : 003040	\$10.00 \$10.00
		CHECK # 2220 TOTAL:	\$10.00 ✓
0992	(ONETIMECUST)	Check Invoice : 003041	\$50.00 \$50.00
		CHECK # 0992 TOTAL:	\$50.00 ✓
		DEPOSIT 1,744 TOTAL:	\$60.00
DEPOSIT: 1,745 DATE: 04/06/15			
200482	(ONETIMECUST)	Check Invoice : 003042	\$50.00 \$50.00
		CHECK # 200482 TOTAL:	\$50.00 ✓
200481	(ONETIMECUST)	Check Invoice : 003043	\$50.00 \$50.00
		CHECK # 200481 TOTAL:	\$50.00 ✓
		DEPOSIT 1,745 TOTAL:	\$100.00
DEPOSIT: 1,746 DATE: 04/06/15			
267307 / CASH A	MFarber/inv 2818/CASH A (ONETIMECUST)	Cash Invoice : 002818	\$36.00 \$36.00
		CASH TOTAL:	\$36.00 ✓
267307 / 43421402	WEBLA/inv 3013/43421402 Dennis McLeod (WEBLA)	Check Invoice : 003013	\$30.00 \$30.00
		CHECK # 267307 / 43421402 TOTAL:	\$30.00 ✓
267307 / 4090842	CopperPoint/inv 3053/4090842 (ONETIMECUST)	Check Invoice : 003053	\$46,102.00 \$46,102.00
		CHECK # 267307 / 4090842 TOTAL:	\$46,102.00 ✓
267307 / 77665	United Fire/inv 3052/77665 (ONETIMECUST) (ONETIMECUST) (ONETIMECUST)	Check Invoice : 003052 Invoice : 003052 Invoice : 003052	\$37.43 \$8.46 \$12.97 \$16.00
		CHECK # 267307 / 77665 TOTAL:	\$37.43 ✓
267307 / 9546	GGehrt/inv 3051/9546 (ONETIMECUST)	Check Invoice : 003051	\$40.19 \$40.19
		CHECK # 267307 / 9546 TOTAL:	\$40.19 ✓
267307 / 145291	MCNECO/inv 3050/145291 McNeil & Company (MCNECO)	Check Invoice : 003050	\$214.69 \$214.69
		CHECK # 267307 / 145291 TOTAL:	\$214.69 ✓
267307 / 98324	FLOFD/inv 2992/98324 Florence Fire Department (FLOFD) Florence Fire Department (FLOFD) Florence Fire Department (FLOFD)	Check Invoice : 002992 Invoice : 002992 Invoice : 002992	\$2,550.73 \$1,608.00 \$856.27 \$86.46
		CHECK # 267307 / 98324 TOTAL:	\$2,550.73 ✓
267307 / 7000037541	SOUA/inv 3049/7000037541 Southwest Ambulance (SOUA) Southwest Ambulance (SOUA)	Check Invoice : 003049 Invoice : 003049	\$3,537.36 \$3,162.00 \$375.36
		CHECK # 267307 / 7000037541 TOTAL:	\$3,537.36 ✓
267307 / FA73575134	SOUA-ESIS/inv 3030/FA73575134 Southwest Ambulance (SOUA)	Check Invoice : 003030	\$356.00 \$356.00
		CHECK # 267307 / FA73575134 TOTAL:	\$356.00 ✓
267307 / 629001748	KEVINJO/inv 3045/629001748	Check	\$877.18

Superstition Fire & Medical District
AR Payment Register (Detail)
 Bank ID: Equal To D

Check No. / Payment ID	Payee Name / Customer Name	Invoice No. / Account Number	Amount Paid
BANK: D - M & 0 GENERAL FUND CHECKING			
DEPOSIT: 1,746	DATE: 04/06/15		(CONTINUED)
	John Kevin (KEVINJO)	Invoice : 003045	\$863.00
	John Kevin (KEVINJO)	Invoice : 003045	\$1.89
	John Kevin (KEVINJO)	Invoice : 003045	\$12.29
		CHECK # 267307 / 629001748 TOTAL:	\$877.18 ✓
267307 / 203396	PSPRS/Inv 2976/203396	Check	\$215.00
	Public Safety Retirement Sys. (PSPRS/COBRA)	Invoice : 002976	\$171.50
	Public Safety Retirement Sys. (PSPRS/COBRA)	Invoice : 002976	\$43.50
		CHECK # 267307 / 203396 TOTAL:	\$215.00 ✓
		DEPOSIT 1,746 TOTAL:	\$53,996.58
DEPOSIT: 1,747	DATE: 04/06/15		
1188		Check	\$50.00
	(ONETIMECUST)	Invoice : 003057	\$35.00
	(ONETIMECUST)	Invoice : 003057	\$15.00
		CHECK # 1188 TOTAL:	\$50.00 ✓
CASH		Cash	\$3.00
	(ONETIMECUST)	Invoice : 003058	\$3.00
		CASH TOTAL:	\$3.00 ✓
R206088537700		Check	\$50.00
	(ONETIMECUST)	Invoice : 003059	\$35.00
	(ONETIMECUST)	Invoice : 003059	\$15.00
		CHECK # R206088537700 TOTAL:	\$50.00 ✓
R206088537699		Check	\$50.00
	(ONETIMECUST)	Invoice : 003060	\$35.00
	(ONETIMECUST)	Invoice : 003060	\$15.00
		CHECK # R206088537699 TOTAL:	\$50.00 ✓
CASH		Cash	\$15.00
	(ONETIMECUST)	Invoice : 003061	\$15.00
		CASH TOTAL:	\$15.00 ✓
		DEPOSIT 1,747 TOTAL:	\$168.00
DEPOSIT: 1,749	DATE: 04/13/15		
CASH		Cash	\$3.00
	(ONETIMECUST)	Invoice : 003066	\$3.00
		CASH TOTAL:	\$3.00 ✓
		DEPOSIT 1,749 TOTAL:	\$3.00
DEPOSIT: 1,750	DATE: 04/14/15		
3254		Check	\$100.00
	(ONETIMECUST)	Invoice : 003067	\$50.00
	(ONETIMECUST)	Invoice : 003067	\$50.00
		CHECK # 3254 TOTAL:	\$100.00 ✓
		DEPOSIT 1,750 TOTAL:	\$100.00
DEPOSIT: 1,752	DATE: 04/15/15		
267310 / 265	SUPHIGH/Inv 3016/265	Check	\$20.00
	Superstition Highlands (SUPHIGH)	Invoice : 003016	\$20.00
		CHECK # 267310 / 265 TOTAL:	\$20.00 ✓
267310 / 98452	FLOFD/Inv 3010/98452	Check	\$3,872.36
	Florence Fire Department (FLOFD)	Invoice : 003010	\$201.00
	Florence Fire Department (FLOFD)	Invoice : 003010	\$1,608.00
	Florence Fire Department (FLOFD)	Invoice : 003010	\$402.00

AR Payment Register (Detail)

Bank ID: Equal To D

Check No. / Payment ID	Payee Name / Customer Name	Invoice No. / Account Number	Amount Paid
BANK: D - M & O GENERAL FUND CHECKING			(CONTINUED)
DEPOSIT: 1,752	DATE: 04/15/15		
	Florence Fire Department (FLOFD)	Invoice : 003010	\$3.71
	Florence Fire Department (FLOFD)	Invoice : 003010	\$18.55
	Florence Fire Department (FLOFD)	Invoice : 003010	\$2.84
	Florence Fire Department (FLOFD)	Invoice : 003010	\$3.38
	Florence Fire Department (FLOFD)	Invoice : 003010	\$20.03
	Florence Fire Department (FLOFD)	Invoice : 003010	\$22.49
	Florence Fire Department (FLOFD)	Invoice : 003010	\$13.31
	Florence Fire Department (FLOFD)	Invoice : 003010	\$578.53
	Florence Fire Department (FLOFD)	Invoice : 003010	\$181.87
	Florence Fire Department (FLOFD)	Invoice : 003010	\$14.15
	Florence Fire Department (FLOFD)	Invoice : 003010	\$21.91
	Florence Fire Department (FLOFD)	Invoice : 003010	\$3.23
	Florence Fire Department (FLOFD)	Invoice : 003010	\$777.36
	CHECK # 267310 / 98452 TOTAL:		\$3,872.36 ✓
	DEPOSIT 1,752 TOTAL:		\$3,892.36
DEPOSIT: 1,753	DATE: 04/16/15		
2902 / 2902CM	Rancho Mirage / 2902, 2902cm	Transfer	\$0.00
	(ONETIMECUST)	Invoice : 002902	\$1,500.00
	(ONETIMECUST)	Invoice : 002902CM	(\$1,500.00)
	TRANSFER TOTAL:		\$0.00
	DEPOSIT 1,753 TOTAL:		\$0.00
DEPOSIT: 1,754	DATE: 04/16/15		
CASH	(ONETIMECUST)	Cash	\$3.00 ✓
		Invoice : 003070	\$3.00
	CASH TOTAL:		\$3.00
	DEPOSIT 1,754 TOTAL:		\$3.00
DEPOSIT: 1,755	DATE: 04/23/15		
28473	(ONETIMECUST)	Check	\$125.00
	(ONETIMECUST)	Invoice : 003074	\$75.00
		Invoice : 003074	\$50.00
	CHECK # 28473 TOTAL:		\$125.00 ✓
	DEPOSIT 1,755 TOTAL:		\$125.00
DEPOSIT: 1,757	DATE: 04/29/15		
275001 / 7058273	ASRS/Inv 3047, 3048/7058273	Check	\$285.00
	Arizona State Retirement Sysem (ASRS/COBRA)	Invoice : 003047	\$135.00
	Arizona State Retirement Sysem (ASRS/COBRA)	Invoice : 003048	\$150.00
	CHECK # 275001 / 7058273 TOTAL:		\$285.00 ✓
275001 / 1879	GALLPEP/inv 3044/1879	Check	\$299.50
	Pepper Gallagher (GALLPEP)	Invoice : 003044	\$292.48
	Pepper Gallagher (GALLPEP)	Invoice : 003044	\$7.02
	CHECK # 275001 / 1879 TOTAL:		\$299.50 ✓
275001 / 98644	FLOFD/inv 3032,3033/98644	Check	\$1,293.33
	Florence Fire Department (FLOFD)	Invoice : 003032	\$670.00
	Florence Fire Department (FLOFD)	Invoice : 003033	\$76.12
	Florence Fire Department (FLOFD)	Invoice : 003032	\$4.32
	Florence Fire Department (FLOFD)	Invoice : 003032	\$195.05
	Florence Fire Department (FLOFD)	Invoice : 003032	\$29.19
	Florence Fire Department (FLOFD)	Invoice : 003032	\$22.49
	Florence Fire Department (FLOFD)	Invoice : 003032	\$3.18
	Florence Fire Department (FLOFD)	Invoice : 003032	\$8.33
	Florence Fire Department (FLOFD)	Invoice : 003032	\$25.15
	Florence Fire Department (FLOFD)	Invoice : 003032	\$259.50

add 11.60
on page 4

AR Payment Register (Detail)

Bank ID: Equal To D

Check No. / Payment ID	Payee Name / Customer Name	Invoice No. / Account Number	Amount Paid
------------------------	----------------------------	------------------------------	-------------

BANK: D - M & O GENERAL FUND CHECKING

DEPOSIT: 1,757 DATE: 04/29/15

(CONTINUED)

CHECK # 275001 / 98644 TOTAL: \$1,293.33 ✓

275001 / 18087 ANTSIT / inv 3078 / 18087
Antenna Sites, Inc. (ANTSIT)

Check \$475.01
Invoice : 003078 \$475.01 ✓

CHECK # 275001 / 18087 TOTAL: \$475.01 ✓

275001 / 145711 MCNECO/inv 3079/145711
McNeil & Company (MCNECO)

Check \$796.73
Invoice : 003079 \$796.73 ✓

CHECK # 275001 / 145711 TOTAL: \$796.73 ✓

275001 / 577850 WexBank/inv 3080/577850
(ONETIMECUST)
(ONETIMECUST)

Check \$980.55
Invoice : 003080 \$189.11
Invoice : 003080 \$791.44 ✓

CHECK # 275001 / 577850 TOTAL: \$980.55 ✓

DEPOSIT 1,757 TOTAL: \$4,130.12

DEPOSIT: 1,758 DATE: 04/30/15

41269 (ONETIMECUST)

Check \$10.00
Invoice : 003082 \$10.00

CHECK # 41269 TOTAL: \$10.00

DEPOSIT 1,758 TOTAL: \$10.00

DEPOSIT: 1,763 DATE: 04/29/15

275001 / CASH A CRivera / inv 3070 / CASH A
(ONETIMECUST)

Cash \$6.00 ✓
Invoice : 003070 \$6.00

CASH TOTAL: \$6.00

DEPOSIT 1,763 TOTAL: \$6.00

TOTAL FOR BANK ID: D \$62,594.06 ①

GRAND TOTAL OF ALL CHECKS: \$62,528.06

GRAND TOTAL OF ALL CREDIT CARDS: \$0.00

GRAND TOTAL OF ALL CASH: \$66.00

GRAND TOTAL OF ALL EFT: \$0.00

GRAND TOTAL OF ALL PAYMENTS: \$62,594.06

GRAND TOTAL OF ALL ADJUSTMENTS: \$0.00

COMBINED TOTAL: \$62,594.06

CYMA 62,594.06 + ①
March { 35.00 + } ②
in transit { 10.00 + }
transit { 10.00 + }
April in transit 10.00 - ③
PCT + Excel 62,639.06 + ④

CASH RECEIPTS

April 2015 M & O DEPOSITS

Date	Control #	Amount	Account #	Description	
4/6/2015	267307	36.00	100.10.43500.41	MFarber/inv 2818/CASH A	✓
		35.00	100.10.43500.41	JHauglie/inv 3038/1818	✓
		10.00	100.10.42600.15	BurnettLaw/inv 3040/2220	✓
		10.00	100.10.42600.15	LexisNexis/inv 3036/516140982	✓
		10.00	100.10.42600.15	ForensicFire/inv 3039/2591	✓
		50.00	100.10.42700.50	Malone'sTire/inv 3041/992	✓
		30.00	100.10.45900.10	WEBLA/inv 3013/43421402	✓
		46,102.00	100.10.42200.10	CopperPoint/inv 3053/4090842	✓
		37.43	100.40.58100.40	UnitedFire/inv 3052/77665	✓
		40.19	100.10.58080.15	GGehrt/inv 3051/9546	✓
		214.69	100.20.62140.20	MCNECO/inv 3050/145291	✓
		2,550.73	100.10.43200.20	FLOFD/inv 2992/98324	✓
		3,537.36	100.10.42025.41	SQUA/inv 3049/7000037541	✓
		356.00	100.10.42200.10	SQUA-ESIS/inv 3030/FAT3575134	✓
		877.18	100.40.53965.10	KEVINJO/inv 3045/629001748	✓
		215.00	100.40.53965.10	PSPRS/inv 2976/203396	✓
		54,111.58			
4/15/2015	267310	3.00	100.10.43540.41	JCrowley/inv 3066/CASH A	✓
		3.00	100.10.43540.41	SJohnston/inv 3058/CASH B	✓
		15.00	100.10.43500.41	JArriola/inv 3061/CASH C	✓
		50.00	100.10.43500.41	DRobes/inv 3057/1188	✓
		50.00	100.10.43500.41	AMorgan/inv 3060/r206088537699	✓
		50.00	100.10.43500.41	JMorgan/inv 3059/r206088537700	✓
		50.00	100.10.43300.50	ATWELL/inv 3043/200481	✓
		50.00	100.10.43300.50	ATWELL/inv 3042/200482	✓
		100.00	100.10.42700.50	OldReliableFire/inv 3067/3254	✓
		20.00	100.10.45900.10	SUPHIGH/inv 3016/265	✓
		3,872.36	100.10.43200.20	FLOFD/inv 3010/98452	✓
		4,263.36			
4/29/2015	275001	9.00	100.10.43540.41	CRivera/inv 3070/CASH A	✓
		125.00	100.10.42700.50	BlountCont/inv 3074/28473	✓
		285.00	100.10.45800.10	ASRS/inv 3047,3048/7058273	✓
		299.50	100.10.45800.10	GALLPEP/inv 3044/1879	✓
		1,293.33	100.10.43200.20	FLOFD/inv 3032, 3033/98644	✓
		475.01	100.10.42200.41	ANTSIT/inv 3078/18087	✓
		796.73	100.20.62140.20	MCNECO/inv 3079/145711	✓
		980.55	100.20.56880.20	WexBank/inv 3080/577850	✓
		4,264.12			
April 2015 Totals		62,639.06			

9

PINAL COUNTY TREASURER RECEIPT

RECEIPT # 815215

Pinal County Treasurer for Superstition Fire & Med

Depositor Name:

565 N Idaho Rd., Apache Junction, AZ 85119

Depositor Location: Florence, AZ

4/15/2015

DATE:

FINANCE CODES					TREASURER CODES			DESCRIPTION (LIMIT OF 50 CHARACTERS PER LINE)
COST CENTER	OBJECT	SUBSIDIARY	SUBLEDGER	SUB TYPE	GL ACCOUNT	SOURCE	AMOUNT	
					6-11642-1001	15150	2,717.18 (E)	Superstition Fire Proceeds from Maricopa Co Wired 04/15/15
					Total Deposit		\$2,717.18	

Cash:	\$0.00	Department Signature: <u> </u> Extension: <u> </u> Date: <u>4-15-15</u>
Checks:	\$0.00	
Direct Deposit:	\$2,717.18	Treasurer Signature: <u> </u> Date: <u>4/15/15</u>
Credit Card:	\$0.00	
TOTAL DEPOSIT:	\$2,717.18	

VALIDATED

Maricopa CO AJ Wire Rec

23601

Superstition Fire & Medical District
AP Check Register (Current by Bank)
Check Dates: 4/1/2015 to 4/30/2015

Check No.	Date	Status	Vendor ID	Payee Name	Amount
BANK ID: D - M & O GENERAL FUND CHECKING					100-10-10100-10
23709	04/06/15	V 4/6/15	GLOBFL	Wex Bank dba	(\$980.55)
* 23782	04/08/15	P	AMEEX	American Express Corporate	\$1,395.76
23783	04/08/15	P	AMENTM	Michael A. Ament	\$20.00
23784	04/08/15	P	APAOI	Apache Oxy-Med Inc dba	\$725.00
23785	04/08/15	P	APATRA	Apache Trail Auto Supply, LLC	\$1,514.76
23786	04/08/15	P	ARI001	Arizona Water Company, Inc.	\$250.64
23787	04/08/15	P	ARIDER	AZ Dept of Revenue-Sales Tax	\$227.03
23788	04/08/15	P	ARIWCI	ArizonaWaterConditioning dba	\$550.96
23789	04/08/15	P	ASLD	Arizona Forestry Division	\$1,550.67
23790	04/08/15	P	BENSSI	Benson Security Systems, Inc.	\$725.00
23791	04/08/15	P	BES001	Best Hardware	\$95.98
23792	04/08/15	P	BUDICS	Bud's Bulk Ice Service, Inc	\$285.90
23793	04/08/15	P	CARFUS	CareFusion 203, Inc	\$446.40
23794	04/08/15	P	COOKDS	Cookson Door Sales of AZ, Inc	\$272.85
23795	04/08/15	P	COP001	Copper State Bolt & Nut Co	\$733.44
23796	04/08/15	P	FLEETI	Fleetpride, Inc	\$3,606.66
23797	04/08/15	P	FORMED	Foremost Medical Equip, Inc.	\$739.59
23798	04/08/15	P	FRESWS	Freightliner-Sterling-	\$192.03
23799	04/08/15	P	FROACE	St Helen Auto & Hardware, Inc.	\$585.78
23800	04/08/15	V 4/8/15	FROACE		
23801	04/08/15	P	GENBIP	General Business, Inc	\$653.40
23802	04/08/15	P	GLOBFL	Wex Bank dba	\$2,178.03
23803	04/08/15	P	JONJ	Jasmin Jones	\$158.47
23804	04/08/15	P	LANDS	Lands'End, Inc	\$380.41
23805	04/08/15	P	LNCS	L.N. Curtis & Sons	\$2,218.83
23806	04/08/15	P	OFFITE	Robert Half International, Inc	\$1,630.00
23807	04/08/15	P	SAL001	Salt River Project	\$4,246.88
23808	04/08/15	P	SEPJ	Jose Sepulveda	\$1,086.00
23809	04/08/15	P	SHREIT	Shred-it USA, Inc.	\$96.30
23810	04/08/15	P	SUPMCN	Superstition Mountains CFD #1	\$156.72
23811	04/08/15	P	UNICOR	Unifirst Corporation	\$1,198.68
23812	04/15/15	P	AACOL	AA Cooling and Heating LLC	\$6,205.00
23813	04/15/15	P	AFLAC	AFLAC	\$6,867.38
23814	04/15/15	P	ALLWSI	Allied Waste Trans, Inc.	\$483.12
23815	04/15/15	P	APAJUS	Apache Junction Unified	\$1,898.04
23816	04/15/15	P	ARIDPS	AZ DPS	\$22.00
23817	04/15/15	P	ARIEXT	Oliver Exterminating Co.	\$145.00
23818	04/15/15	P	AVIDLS	Avid Locksmith, LLC	\$238.43
23819	04/15/15	P	BANOHS	Banner Occupational Health	\$225.00
23820	04/15/15	P	BOUTC	Bound Tree Medical LLC	\$793.69
23821	04/15/15	P	CIGNA	Life Insurance Company of NA	\$4,226.09
23822	04/15/15	P	DEBOWC	Robert E Debow Jr. Const, Inc.	\$788.00
23823	04/15/15	P	ESCOUP	Escobedo's Upholstery	\$1,500.00
23824	04/15/15	P	GALLAM	Galloway Asset Management, LLC	\$1,200.00
23825	04/15/15	P	GINCOP	Ginco Plumbing LLC	\$1,033.34
23826	04/15/15	P	HEALEQ	HealthEquity, Inc	\$102.70
23827	04/15/15	P	OFFITE	Robert Half International, Inc	\$1,630.00
23828	04/15/15	P	PIT001	Pitney Bowes	\$139.89
23829	04/15/15	P	PNI	Prophet Network Integration,In	\$687.98
23830	04/15/15	P	QWEST	CenturyLink	\$1,593.36
23831	04/15/15	P	SETCOM	Pinnacle Peak Holding Corp	\$649.42
23832	04/15/15	P	SIDLFP	Sidney Lex Felker, P.C.	\$4,009.50
23833	04/15/15	P	UNI001	Matlick Enterprises Inc dba	\$1,836.90
23834	04/15/15	V 4/15/15	UNI001		
23835	04/15/15	P	VERW	Verizon Wireless Services LLC	\$915.00
23836	04/15/15	P	WAXIE	Waxie's Enterprises, Inc	\$825.44

* Check Status Types: "P" - Printed ; "M" - Manual ; "V" - Void (Void Date) ; "A" - Application; "E" - EFT

** Denotes broken check sequence.

Superstition Fire & Medical District
AP Check Register (Current by Bank)
Check Dates: 4/1/2015 to 4/30/2015

Check No.	Date	Status	Vendor ID	Payee Name	Amount
23837	04/22/15	P	APAJWC	Water Utilities Comm FD dba	\$292.36
23838	04/22/15	P	APATRA	Apache Trail Auto Supply, LLC	\$1,111.82
23839	04/22/15	P	ARI001	Arizona Water Company, Inc.	\$386.49
23840	04/22/15	P	BENSSI	Benson Security Systems, Inc.	\$350.00
23841	04/22/15	P	BINGEQ	Bingham Equipment Co, Inc.	\$194.89
23842	04/22/15	P	CHASEM	Chase Master Card	\$9,456.88
23843	04/22/15	V 4/22/15	CHASEM		
23844	04/22/15	V 4/22/15	CHASEM		
23845	04/22/15	V 4/22/15	CHASEM		
23846	04/22/15	P	CITOM	City of Mesa	\$27,133.10
23847	04/22/15	P	COPPBR	Coppersmith Brockelman PLC	\$1,155.00
23848	04/22/15	P	DANLA	Lauren Daniel	\$156.00
23849	04/22/15	P	FLEETI	Fleetpride, Inc	\$351.16
23850	04/22/15	P	FROSHO	Frontier Shop Supplies, Inc	\$224.66
23851	04/22/15	P	GENELC	General Electric Capital Corp	\$175.51
23852	04/22/15	P	GOLCAS	Liberty Water Company, Inc.	\$132.41
23853	04/22/15	P	HUGHFI	Hughes Fire Equipment, Inc.	\$1,094.39
23854	04/22/15	P	KIMBMW	Midwest Motor Supply, Inc. dba	\$1,006.23
23855	04/22/15	P	MEDPC	Physio-Control, Inc.	\$2,780.70
23856	04/22/15	P	PHONAP	Cadwell Irrevocable Trust III	\$393.12
23857	04/22/15	P	QWEST	CenturyLink	\$222.13
23858	04/22/15	P	REDTIC	Redburn Tire Company, Inc.	\$8,625.45
23859	04/22/15	P	REMS	Regional Emergency Medical	\$500.00
23860	04/22/15	P	SETCOM	Pinnacle Peak Holding Corp	\$871.68
23861	04/28/15	P	AIRAA	Arizona Ambulance Assoc.	\$57.00
23862	04/28/15	P	APAJWC	Water Utilities Comm FD dba	\$51.21
23863	04/28/15	P	ARI001	Arizona Water Company, Inc.	\$473.69
23864	04/28/15	P	ARIEXT	Oliver Exterminating Co.	\$50.00
23865	04/28/15	P	AVESIS	Avesis, Inc.	\$891.90
23866	04/28/15	P	CANSTO	Southern Counties Oil Co. LLC	\$2,550.51
23867	04/28/15	P	ECMS	ECMS, Inc.	\$192.25
23868	04/28/15	P	EMPSWL	Empire Southwest, LLC	\$379.67
23869	04/28/15	P	FIRCGM	First Choice Auto Glass, Inc.	\$796.73
23870	04/28/15	P	GINCOP	Ginco Plumbing LLC	\$1,055.76
23871	04/28/15	P	HUGHFI	Hughes Fire Equipment, Inc.	\$1,077.81
23872	04/28/15	P	KANSTB	Kansas State Bank of Manhattan	\$177.82
23873	04/28/15	P	LNCS	L.N. Curtis & Sons	\$7,809.42
23874	04/28/15	P	OFFITE	Robert Half International, Inc	\$3,260.00
23875	04/28/15	P	RAYSPR	Ray's Printing, Inc.	\$428.43
23876	04/28/15	P	SELDBS	Self Directed Brokerage Specia	\$500.00
23877	04/28/15	P	TOSHBS	Toshiba Business Solutions, Inc	\$499.72
23878	04/28/15	P	UNI001	Matlick Enterprises Inc dba	\$5,293.63
23879	04/28/15	P	UNISIC	Union Security Insurance Comp.	\$4,123.81
23880	04/28/15	P	VISBP	Vision Business Products, Inc	\$1,013.94

BANK D REGISTER TOTAL: \$152,254.18

GRAND TOTAL : \$152,254.18

(F)

* Check Status Types: "P" - Printed ; "M" - Manual ; "V" - Void (Void Date) ; "A" - Application; "E" - EFT

** Denotes broken check sequence.

Superstition Fire & Medical District
GL Account Ledger - Detail By Period
4/1/2015 through 4/30/2015

Batch	Journal	Entry #	Date	Job	Document	Description	Debits	Credits	Balance
100-10-10150-10									
13617	Z	685413	04/09/15		JE0402	Reclass PR Tax Pymts 041015	-	45,787.27	(\$7,113,043.86)
13615	PR	685311	04/10/15		17184 - 23248	Payroll All Freq 4/5/2015	-	313,670.27	(7,158,831.13)
13647	PR	685969	04/21/15		23389 - 23391	Payroll All Freq 4/19/2015	-	26,886.29	(7,472,501.40)
13647	PR	685876	04/24/15		17190 - 23388	Payroll All Freq 4/19/2015	-	285,538.49	(7,499,387.69)
13661	Z	686130	04/29/15		JE0414	Reclass Tax Pymts PR 042415	-	45,529.67	(7,784,926.18)
						PAYROLL ACCOUNT TOTALS:	\$0.00	\$717,411.99	(\$7,830,455.85)
						TOTAL OF LEDGER:	\$0.00	\$717,411.99	(\$7,830,455.85)

(7)

Superstition Fire & Medical District
Bank Reconciliation
4/30/2015

Payroll Checks:

11030

Check No.	Date	Amount
17191 Health Equity	4/24/2015	6,346.14
17194 Northern Funds	4/24/2015	1,675.00

Voucher Checks:

11020

Check #	Date	Amount
23696 Fire Chiefs of Pinal County	3/16/2015	150.00
23704 Andrew Colby	3/18/2015	20.00
23717 Ryan Rodriguez	3/18/2015	20.00
23783 Michael Ament	4/8/2015	20.00
23803 Jasmin Jones	4/8/2015	158.47
23815 Apache Junction Unified School	4/15/2015	1,898.04
23816 AZ DPS	4/15/2015	22.00
23824 Galloway Asset Management	4/15/2015	1,200.00
23838 Apache Trail Auto Supply	4/22/2015	1,111.82
23846 City of Mesa	4/22/2015	27,133.10
23847 Coppersmith Brockelman	4/22/2015	1,155.00
23848 Lauren Daniel	4/22/2015	156.00
23855 Physio-Control	4/22/2015	2,780.70
23859 Regional Emergency Medical	4/22/2015	500.00
23861 Arizona Ambulance Assoc.	4/28/2015	57.00
23862 Water Utilities Comm	4/28/2015	51.21
23863 Arizona Water Co	4/28/2015	473.69
23864 Oliver Exterminating	4/28/2015	50.00
23865 Avesis	4/28/2015	891.90
23866 Southern Counties Oil	4/28/2015	2,550.51
23867 ECMS	4/28/2015	192.25
23868 Empire Southwest	4/28/2015	379.67
23869 First Choice Glass	4/28/2015	796.73
23870 Ginco Plumbing	4/28/2015	1,055.76
23871 Hughes Fire	4/28/2015	1,077.81
23872 Kansas State Bank	4/28/2015	177.82
23873 LN Curtis	4/28/2015	7,809.42
23874 Robert Half International	4/28/2015	3,260.00
23875 Ray's Printing	4/28/2015	428.43
23876 Self Directed Brokerage	4/28/2015	500.00
23877 Toshiba Business	4/28/2015	499.72
23878 Matlick Ent	4/28/2015	5,293.63
23879 Union Security	4/28/2015	4,123.81
23880 Vision Business Products	4/28/2015	1,013.94

Total PR 8,021.14

Total AP 67,008.43

8,021.14

Total OUTS per Pinal County Monthly Statement

67,008.43

Difference

(K)

Difference

(J)

Prepared by: _____

Commercial Checking Acct Public Funds

Account number: 4121535058 ■ April 1, 2015 - April 30, 2015 ■ Page 1 of 2

WELLS
FARGO

DCWC11DTQW 005798



SUPERSTITION FIRE & MEDICAL DISTRICT
PAYROLL CLEARING ACCT
565 N IDAHO RD
APACHE JUNCTION AZ 85119-4014

Questions?

Call your Customer Service Officer or Client Services
1-800-AT WELLS (1-800-289-3557)
5:00 AM TO 6:00 PM Pacific Time Monday - Friday

Online: wellsfargo.com

Write: Wells Fargo Bank, N.A. (182)
PO Box 63020
San Francisco, CA 94163

Account summary

Commercial Checking Acct Public Funds

Account number	Beginning balance	Total credits	Total debits	Ending balance
4121535058	\$100.00	\$541,319.60	-\$541,319.60	\$100.00

Credits

Electronic deposits/bank credits

Effective date	Posted date	Amount	Transaction detail
	04/08	271,245.09	WT Seq100142 Pinal County Treasurer /Org=Pinal County Treasurer Srf# IN15040809101292 Trn#150408100142 Rfb# 000004887
	04/22	270,074.51	WT Seq#98701 Pinal County Treasurer /Org=Pinal County Treasurer Srf# IN15042208324826 Trn#150422098701 Rfb# 000004917
		\$541,319.60	Total electronic deposits/bank credits
		\$541,319.60	Total credits

Debits

Electronic debits/bank debits

Effective date	Posted date	Amount	Transaction detail
	04/10	198,530.76	ACH Origination - Superstition Fir - File 1860311208 Coid 1860311208
	04/10	26,927.06	ACH Origination - Superstition Fir - File 1860311208 Coid 1860311208
	04/10	37,814.00	IRS Usatxpymt 041015 220550085753638 Superstition Fire & ME
	04/10	7,973.27	AZ Dept of Rev Cddir.Dbt xxxxx3092 Apache Junction Fire D
	04/23	26,886.29	ACH Origination - Superstition Fir - File 1860311208 Coid 1860311208
	04/24	197,658.55	ACH Origination - Superstition Fir - File 1860311208 Coid 1860311208
	04/24	37,487.57	IRS Usatxpymt 042415 220551471591292 Superstition Fire & ME
	04/24	8,042.10	AZ Dept of Rev Cddir.Dbt xxxxx3092 Superstition Fire & ME
		\$541,319.60	Total electronic debits/bank debits
		\$541,319.60	Total debits

DCWC11DTQW 005798 NNNNNNNNNN NNN 001 001 182 017653 11184735.1.1

Commercial Checking Acct Public Funds

Account number: 4942920083 ■ April 1, 2015 - April 30, 2015 ■ Page 1 of 2

WELLS
FARGO

DCWC11DTQW 005801



SUPERSTITION FIRE & MEDICAL DISTRICT
565 N IDAHO RD
APACHE JUNCTION AZ 85119-4014

Questions?

Call your Customer Service Officer or Client Services
1-800-AT WELLS (1-800-289-3557)
5:00 AM TO 6:00 PM Pacific Time Monday - Friday

Online: wellsfargo.com

Write: Wells Fargo Bank, N.A. (182)
PO Box 63020
San Francisco, CA 94163

Account summary

Commercial Checking Acct Public Funds

Account number	Beginning balance	Total credits	Total debits	Ending balance
4942920083	\$0.00	\$70,864.87	-\$69,789.87	\$1,075.00

(M)

Credits

Electronic deposits/bank credits

Effective date	Posted date	Amount	Transaction detail
	04/01	35.00	Point Pay Coll 8888916064 6500 Apache Junction Fire D Clark
	04/02	250.00	Point Pay Coll 8888916064 6500 Apache Junction Fire D Clifford
	04/03	70.00	Point Pay Coll 8888916064 6500 Apache Junction Fire D Lannon
	04/06	35.00	Point Pay Coll 8888916064 6500 Apache Junction Fire D Giovrana
	04/07	35.00	Point Pay Coll 8888916064 6500 Apache Junction Fire D Lannon
	04/08	70.00	Point Pay Coll 8888916064 6500 Apache Junction Fire D Hilton, Santos
	04/08	35.00	Point Pay Coll 8888916064 6500 Apache Junction Fire D Rodriguez
	04/09	105.00	Point Pay Coll 8888916064 6500 Apache Junction Fire D Shelly Boyd
	04/10	35.00	Point Pay Coll 8888916064 6500 Apache Junction Fire D Gillette
	04/13	35.00	Point Pay Coll 8888916064 6500 Apache Junction Fire D Gillette
	04/15	60.00	Point Pay Coll 8888916064 6500 Apache Junction Fire D Summerfield, Rubalcaba
	04/15	35.00	Point Pay Coll 8888916064 6500 Apache Junction Fire D Summit Fire
	04/16	70.00	Point Pay Coll 8888916064 6500 Apache Junction Fire D Leggett, Carbajal
	04/16	69,789.87	WT Seq#94122 Pinal County Treasurer /Org=Pinal County Treasurer Srf# IN15041608032351 Trn#150416094122 Rfb# 000004901
	04/17	80.00	Point Pay Coll 8888916064 6500 Apache Junction Fire D Gillette, Riveraw
	04/28	35.00	Point Pay Coll 8888916064 6500 Apache Junction Fire D Carbajal
	04/30	90.00	Point Pay Coll 8888916064 6500 Apache Junction Fire D Neblane
		\$70,864.87	Total electronic deposits/bank credits
		\$70,864.87	Total credits

DCWC11DTQW 005801 NNNNNNNNNN NNN NNN 001 001 182 017659 1114735.1.1

5/7/15
3:24:10 PM

Superstition Fire & Medical District

Balance Sheet

As of 4/30/2015

FUND: (100) General Fund

Assets

Current Assets

Fund Cash - General (M&O)	\$11,264,912.97	
Payroll Account	(7,830,455.85)	
Petty Cash - Accounting	100.00	
Total Current Assets		\$3,434,557.12
Total Assets		\$3,434,557.12

(N)

Liabilities and Equity

Current Liabilities

Sales Tax Payable	\$105.25	
HSA Fees (due 3rd party)	599.08	
Career F.F. Employee Retirement	(92.74)	
Disability Insurance-Voluntary Long Term	253.56	
Life Insurance - Voluntary Supplemental	284.43	
AFLAC	(48.12)	
Total Current Liabilities		\$1,101.46
Total Liabilities		\$1,101.46

Equity

Fund Balance - General Fund	\$2,683,830.03	
Current Year Profit/Loss	749,625.63	
Total Equity		3,433,455.66
Total Liabilities and Equity		\$3,434,557.12

ink.
from CHASE
P.O. BOX 15123
WILMINGTON, DE
19850-5123

55825086445592280029120001456369000000004

Payment Due Date: 04/04/15
New Balance: \$14,563.69
Minimum Payment: \$2,912.00
Account number: 5582 5086 4455 9228

60714 BEX Z 08915 C
ROGER WOOD
SUPERSTITION FIRE
566 N IDAHO RD
APACHE JUNCTION AZ 85119-4014

\$ Amount Enclosed
Make your check payable to: Chase Card Services



CARDMEMBER SERVICE
PO BOX 94014
PALATINE IL 60094-4014



⑆500016028⑆16986445592289⑈

BUSINESS CARD STATEMENT



Manage your account online:
www.chase.com/ink



Customer Service:
1-800-945-2028



Mobile: Visit chase.com
on your mobile browser

ACCOUNT SUMMARY

Account Number: 5582 5086 4455 9228

Previous Balance	\$9,408.09
Payment, Credits	-\$9,408.09
Purchases	+\$14,563.69
Cash Advances	\$0.00
Balance Transfers	\$0.00
Fees Charged	\$0.00
Interest Charged	\$0.00
New Balance	\$14,563.69

Opening/Closing Date 02/11/15 - 03/10/15

Credit Limit	\$30,000
Available Credit	\$15,436
Cash Access Line	\$8,000
Available for Cash	\$5,000

Past Due Amount \$0.00
Balance over the Credit Limit \$0.00

PAYMENT INFORMATION

New Balance \$14,563.69
Payment Due Date 04/04/15
Minimum Payment Due \$2,912.00

Late Payment Warning: If we do not receive your minimum payment by the due date, you may have to pay up to a \$39 late fee.

Minimum Payment Warning: Enroll in Auto-Pay and avoid missing a payment. To enroll, call the number on the back of your card or go to the web site listed above.

VENDOR # Chase.com
ACCT. # Joe Spicard
APPROVAL: [Signature]
DATE PAID 23727-729
WARRANT # 3/25/15

①

ACCOUNT ACTIVITY

Date of Transaction	Merchant Name or Transaction Description	\$ Amount
02/11	SKY HARBOR PARKING EE PHOENIX AZ 10497	27.00
02/18	PANASONIC DIRECT NEWARK NJ 10512	316.69
02/20	HOMEDEPOT.COM 800-430-3376 GA 10525	56.55
	DAVID P MONTGOMERY	
	TRANSACTIONS THIS CYCLE (CARD 7156) \$400.24	
03/02	BSHIFTER 06022424396 AZ 10522	4,500.00
	MIKE FARBET	
	TRANSACTIONS THIS CYCLE (CARD 7206) \$4,500.00	
02/12	ACT*AZ Wildfire Acaadm 877-551-5560 CA 10501	195.00
02/10	BASHAS' #082 GOLD CANYON AZ 10501	41.09
02/17	BASHAS' #082 GOLD CANYON AZ 10507	43.39
	MARK GOMEZ	
	TRANSACTIONS THIS CYCLE (CARD 7214) \$279.48	
03/02	FRYS-FOOD-DRG #085 APACHE JUNCTI AZ 10652	70.47
	JASMIN JONES	
	TRANSACTIONS THIS CYCLE (CARD 1965) \$70.47	
02/24	WAL-MART #1381 APACHE JUNCTI AZ 10539	161.35
03/03	NATIONAL REGISTRY EMT 814-888-4484 OH 10562	20.00
03/04	WM SUPERCENTER #1381 APACHE JUNCTI AZ 10594	43.55
	JEFF CRANMER	
	TRANSACTIONS THIS CYCLE (CARD 4830) \$224.90	
02/11	WW GRAINGER 877-2022584 PA 10562	316.03
02/26	OLD WEST IRON ART APACHE JUNCTI AZ 10574	32.67
03/02	FEDEX 48954898 MEMPHIS TN 10629	37.88
03/03	A & G TURF EQUIPMENT I MESA AZ 10643	109.93
03/09	RWC INTERNATIONAL- CEN PHOENIX AZ 10601	686.62
	VAUGHN CROSHAW	
	TRANSACTIONS THIS CYCLE (CARD 7271) \$1,184.93	
03/03	Payment Thank You - Image Check	-8,427.05



ACCOUNT ACTIVITY

(CONTINUED)

Date of Transaction	Merchant Name or Transaction Description	\$ Amount
09/03	Payment Thank You - Image Check ROGER WOOD TRANSACTIONS THIS CYCLE (CARD 9228) -\$9,408.09 INCLUDING PAYMENTS RECEIVED	-981.04
02/20	LOS GRINGOS LOCOS APACHE JUNCTI AZ PAUL BOURGEOIS TRANSACTIONS THIS CYCLE (CARD 0719) \$19.00	19.00
03/02	BSHIFTER 06022424396 AZ JEROME SCHIRMER TRANSACTIONS THIS CYCLE (CARD 3499) \$4,500.00	4,500.00
02/25	NATIONAL REGISTRY EMT 614-888-4484 OH RICHARD MOONEY TRANSACTIONS THIS CYCLE (CARD 1585) \$20.00	20.00
02/20	CHANNING BETE CO AHA 08008282827 MA KELLY BARTZ TRANSACTIONS THIS CYCLE (CARD 8188) \$875.51	875.51
02/11	DELTA 00623012995732 DELTA.COM CA 1 K PHX DTW 2 K DTW BWI 3 T BWI ATL 4 T ATL PHX 5 0000 0000	587.20
02/18	OFFICE MAX APACHE JUNCTI AZ	59.36
03/03	4IMPRIINT 877-4487746 WI	228.82
03/05	FIREHOUSE SUBS #83 MESA AZ	158.20
03/05	FRYS-FOOD-DRG #086 APACHE JUNCTI AZ TINA GEROLA TRANSACTIONS THIS CYCLE (CARD 7160) \$1,036.26	1,036.26
02/17	JIMMY JOHNS - 2553 APACHE JUNCTI AZ	51.18
02/25	NATIONAL REGISTRY EMT 614-888-4484 OH	20.00
02/25	HOBBY LOBBY #409 MESA AZ	5.38
02/25	FRONTIER ACE HARDWARE APACHE JUNCTI AZ	18.50
02/25	PINAL CO P AND D NON FLORENCE AZ	6.00
02/28	JIMMY JOHNS - 2553 APACHE JUNCTI AZ	40.88
03/02	Amazon.com AMZN.COM/BILL WA	361.54
03/02	Amazon.com AMZN.COM/BILL WA	361.54
03/02	Amazon.com AMZN.COM/BILL WA	361.54
03/02	Amazon.com AMZN.COM/BILL WA	361.54
03/02	RICHARD UCHS TRANSACTIONS THIS CYCLE (CARD 1484) \$1,588.08	1,588.08
03/06	BED BATH & BEYOND #115 MESA AZ BRETT BROMAN TRANSACTIONS THIS CYCLE (CARD 3268) \$84.82	84.82

2015 Totals Year-to-Date

Total fees charged in 2015	\$0.00
Total interest charged in 2015	\$0.00

Year-to-date totals do not reflect any fee or interest refunds
you may have received.

INTEREST CHARGES

Your Annual Percentage Rate (APR) is the annual interest rate on your account.

Balance Type	Annual Percentage Rate (APR)	Balance Subject To Interest Rate	Interest Charges
PURCHASES			
Purchases	10.24% (v)	-0-	-0-
CASH ADVANCES			
Cash Advances	19.24% (v)	-0-	-0-
BALANCE TRANSFERS			
Balance Transfer	10.24% (v)	-0-	-0-

(v) = Variable Rate

28 Days in Billing Period

Please see Information About Your Account section for the Calculation of Balance Subject to Interest Rate, Annual Renewal Notice, How to Avoid Interest on Purchases, and other important information, as applicable.



Corporate Card Statement of Account

Sign-up For Online
Statements

www.americanexpress.com/checkyourbill

Prepared For
BARB DUFFEL/CBA
SUPERSTITION FIRE

Account Number
XXXX-XXXXX6-21004

Closing Date
03/30/15

Page 1 of 5

Previous Balance \$	New Charges \$	Other Debits \$	Payments \$	Other Credits \$	Balance Please Pay By Due \$ 04/14/15
1,897.74	4,513.82	0.00	1,897.74	0.00	4,513.82

For important information
regarding your account
refer to page 2.

*

Payment is due in full. Please pay by 04/14/15 to allow time for your payment to be received by us and credited to your account.

To manage your Account online or to pay your bill, please visit us at corp.americanexpress.com. For additional contact information, please see the reverse side of this page.

Corporate Card Snapshot

Card Number	Card	New Charges + Other Debits	Payments + Other Credits
XXXX-XXXXX6-21004	BARB DUFFEL/CBA	0.00	-1,897.74
XXXX-XXXXX6-21012	DAVID P MONTGOMERY	3,932.49	0.00
XXXX-XXXXX6-22028	PAUL BOURGEOIS	581.33	0.00
	Total	4,513.82	-1,897.74

Activity

Date reflects either transaction or posting date

Card Number XXXX-XXXXX6-21004	Reference Code	Amount \$
03/11/15 PAYMENT RECEIVED THANK YOU	00342000000	-1,897.74
Total for BARB DUFFEL/CBA	New Charges/Other Debits Payments/Other Credits	0.00 -1,897.74

0.*

0.*

VENDOR # ameef
ACCT # see spreadsheet
APPROVAL: [Signature]
DATE PAID 4/8/15
WARRANT # 23782

*4,513.82+
3,118.06-

(P) 1,395.76*+ and return with your payment

Account Number
3787-506076-21004

Please Pay By 04/14/15 Payable upon receipt in U.S. Dollars.

Please enter account number on all checks and correspondence.

Amount Due \$4,513.82 Checks or drafts must be drawn against banks located in the U.S.

Check here if address, telephone number, or e-mail address has changed. Note changes on reverse side.

Mail Payment to:

AMERICAN EXPRESS
BOX 0001
LOS ANGELES CA 90096-8000



0000378750607621004 000451382000451382 30HH

Payments: Your American Express® Corporate Card statement is payable in full upon receipt. Payments received after 5:00 pm may not be credited until the next day. Payments must be sent to the payment address shown on your statement and must include the remittance coupon from your statement. Payments must be made in US currency, with a single draft or check drawn on a US bank and payable in US dollars or with a single negotiable instrument payable in US dollars and clearable through the US banking system, or through an electronic payment method clearable through the US banking system. Your Account number must be included on or with all payments. If payment does not conform to these requirements, crediting may be delayed and additional Charges may be imposed. If we accept payment made in a foreign currency, we will choose a conversion rate that is acceptable to us to convert your remittance into US currency, unless a particular rate is required by law. Please do not send post-dated checks. They will be deposited upon receipt. Our acceptance of any payment marked with a restrictive legend will not operate as an accord and satisfaction without our express prior written approval.

Authorization for Electronic Debit: We will process checks electronically, at first presentment and any re-presentments, by transmitting the amount of the check, routing number, account number, and check serial number to your financial institution, unless the check is not processable electronically or a less costly process is available. By submitting a check for payment, you authorize us to initiate an electronic debit from your bank or asset account. When we process your check electronically, your payment may be debited to the bank or asset account as soon as the same day we receive your check, and you will not receive that cancelled check with your bank or asset account statement. If we cannot collect the funds electronically we may issue a draft against the bank or asset account for the amount of the check. If you currently send in an individual payment for expenses on the Corporate Card, please note that you are eligible to pay your bill online.

Authorizations for Electronic Payments: By using Pay by Computer, Pay by Phone or any other electronic payment service of ours, you will be authorizing us to initiate an electronic debit to the financial account you specify in the amount you request. Payments received after 5:00 pm may not be credited until the next day.

Transactions Made in Foreign Currencies: If you incur a Charge in a foreign currency, it will be converted into US dollars on the date it is processed by us or our agents. Unless a particular rate is required by applicable law, we will choose a conversion rate that is acceptable to us for that date. Currently the conversion rate that we use for a Charge in a foreign currency is no greater than (a) the highest official conversion rate published by a government agency, or (b) the highest interbank conversion rate identified by us from customary banking sources, on the conversion date or the prior business day, in each instance increased by 2%. This conversion rate may differ from rates in effect on the date of your Charge. Charges converted by establishments (such as airlines) will be billed at the rates such establishments use.

In Case of Errors or Questions About Your Bill: If you think your bill is incorrect, or if you need more information about a transaction on your bill, please call 1-800-528-2122 or the number on the back of your Card. You can also write us on a separate sheet of paper at the Customer Service address noted to the right. Requests for refunds of credit balances (designated "CR") should be made by calling us at 1-800-528-2122 or the number on the back of your Card. Billing disputes can also be initiated online. This applies to Corporate Cards only, not Cards issued under the Corporate Defined Express Program.

In Case of Errors or Questions About Electronic Transfers: Please contact us by calling 1-800-IPAY-AXP for Pay By Phone, Pay By Computer issues and automatic payment issues.

When Contacting Us Regarding Errors or Questions: We must hear from you no later than 60 days after we send you the first bill on which the error or problem appeared. When contacting us, please give us the following information: 1. Your name and account number; 2. The dollar amount of the suspected error; 3. Describe why you believe there is an error. If you need more information, describe the item you are unsure about. You do not have to pay any amount in question while we are investigating, but you are still obligated to pay the parts of your bill that are not in question. While we investigate your question, we cannot report you as delinquent or take any action to collect the amount you question.



Manage your Card account online at:
www.americanexpress.com/checkyourbill



For all further inquiries or to pay by phone, please call the number on the back of your Card.

If your Card has been lost or stolen, please call 1-800-528-2122

International Collect:
1-336-393-1111

Hearing Impaired Services:
TTY: 1-800-221-9950
FAX: 1-800-695-9090

Large Print and Braille Statements:
1-800-528-2122



Customer Service
P.O. Box 981531
El Paso, TX
79998-1531

Payments
BOX 0001
LOS ANGELES
CA
90096-8000

Change of Address
If correct on front
do not use

Name

Company
Name

Street Address

City, State

Zip Code

Area Code and
Home Phone

Area Code and
Work Phone

Email

Providing your email address to American Express will enable you to receive special offers, suited to your needs.



Prepared For
BARB DUFFEL/CBA
SUPERSTITION FIRE

Account Number
XXXX-XXXXX6-21004

Closing Date
03/30/15

Page 3 of 5

Activity Continued

Card Number XXXX-XXXXX6-21012				Reference Code	Amount \$
03/07/15	ADOBE SYSTEMS, INC. 800-833-8887	CA			21.33
	REF# BL065039852 800-833-8887	03/08/15		10716	
03/10/15	MSFT MICROSOFTSTO 877-696-7786	WA			3,118.06
	REF# PS00D2LY5M8 999-999-9999	03/09/15		10597	@ 200 Fund
	COMPUTER HRDWR/SFTW				
	ROC NUMBER PS00D2LY5M8I				
03/24/15	FEDEX INV 488926365 MEMPHIS	TN			13.10
	REF# I488926365 1-800-622-1147	03/24/15			
	APACHE JUNCTION FIRE DISTRICT	AZ			
	DIRECT BILLING TRANSACTION				
	FEDEX INV# 000488926365				
	FedEx #1-800-622-1147				
	ROC NUMBER I488926365			10716	
03/26/15	SURVEYMONKEY.COM 971-244-5555	CA			780.00
	24267503 24267503 85119	03/25/15		24267503000	
	SUBSCRIPTION RENEWAL				
	ROC NUMBER 24267503			10716	
Total for DAVID P MONTGOMERY				New Charges/Other Debits	3,932.49
				Payments/Other Credits	0.00

Prepared For
BARB DUFFEL/CBA
SUPERSTITION FIRE

Account Number
XXXX-XXXXX6-21004

Page 4 of 5



Prepared For
BARB DUFFEL/CBA
SUPERSTITION FIRE

Account Number
XXXX-XXXXX6-21004

Closing Date
03/30/15

Page 5 of 5

Activity Continued

Card Number XXXX-XXXXX6-22028				Reference Code	Amount \$
03/05/15	GODADDY.COM	SCOTTSDALE	AZ	80185699000	392.50
	REF# 801856996	(480)505-8855	03/05/15		
	ROC NUMBER 801856996	TAX	\$32.74	10720	
03/10/15	Arizona Fire Chlsts	623-581-8596	AZ	85180895089	150.00
	851808950 100221747270	85323	03/09/15	10718	
	ROC NUMBER 8518089506998016				
03/12/15	AMAZON.COM	AMZN.COM/BILL	WA		12.45
	REF# PQC9EABQ082	MERCHANDISE	03/12/15	10719	
03/12/15	AMAZON.COM	AMZN.COM/BILL	WA		26.38
	REF# PQCFN6EZMSR	MERCHANDISE	03/12/15	10719	
Total for PAUL BOURGEOIS				New Charges/Other Debits	581.33
				Payments/Other Credits	0.00

ink.
from CHASE
P.O. BOX 15123
WILMINGTON, DE
19850-5123

55825086445592280019870000993653000000002

Payment Due Date: 05/04/15
New Balance: \$9,936.53
Minimum Payment: \$1,987.00

Account number: 5582 5086 4455 9228

55411 BEZ Z 10015 C
ROGER WOOD
SUPERSTITION FIRE
655 N IDAHO RD
APACHE JUNCTION AZ 85119-4014

\$ Amount Enclosed
Make your check payable to: Chase Card Services



CARDMEMBER SERVICE
PO BOX 94014
PALATINE IL 60094-4014

500016028 16986445592289

BUSINESS CARD STATEMENT

Manage your account online:
www.chase.com/ink



Customer Service:
1-800-945-2026



Mobile: Visit chase.com
on your mobile browser

ACCOUNT SUMMARY

Account Number: 5582 5086 4455 9228

Previous Balance	\$14,563.69
Payment, Credits	-\$14,563.69
Purchases	+\$9,936.53
Cash Advances	\$0.00
Balance Transfers	\$0.00
Fees Charged	\$0.00
Interest Charged	\$0.00
New Balance	\$9,936.53

Opening/Closing Date 03/11/15 - 04/10/15

Credit Limit	\$30,000
Available Credit	\$20,063
Cash Access Line	\$6,000
Available for Cash	\$6,000

Past Due Amount \$0.00
Balance over the Credit Limit \$0.00

PAYMENT INFORMATION

New Balance \$9,936.53
Payment Due Date 05/04/15
Minimum Payment Due \$1,987.00

Late Payment Warning: If we do not receive your minimum payment by the due date, you may have to pay up to a \$39 late fee.

Minimum Payment Warning: Enroll in Auto-Pay and avoid missing a payment. To enroll, call the number on the back of your card or go to the web site listed above.

VENDOR # Chason

ACCT. # See spreadsheet

APPROVAL: [Signature]

DATE PAID 4/22/15

WARRANT # 23842-45

(Q)

ACCOUNT ACTIVITY

Date of Transaction	Merchant Name or Transaction Description	\$ Amount
03/10	IMAGETREND INC LAKEVILLE MN	1,580.00
03/13	AMAZON MKTPLACE PMTS AMZN.COM/BILL WA	31.44
03/24	LLBEAN-DIRECT 800-341-4341 ME	112.80
03/24	LOS GRINGOS LOCOS APACHE JUNCTI AZ	55.00
04/08	IN US DIGITAL DESIGNS 877-5518733 AZ	369.70
	DAVID P MONTGOMERY	
	TRANSACTIONS THIS CYCLE (CARD 7156) \$2,148.94	
03/18	THE SUPPLY CACHE ECOM 970-530-1893 CO	389.50
03/30	ANATOMYWAREHOUSE 8889504459 IL	353.50
04/03	THE SUPPLY CACHE ECOM 970-530-1893 CO	494.50
	MARK GOMEZ	
	TRANSACTIONS THIS CYCLE (CARD 7214) \$1,237.50	
03/23	STAPLES 00113977 MESA AZ	89.20
04/07	FRYS-FOOD-DRG #055 APACHE JUNCTI AZ	43.98
	JASMIN JONES	
	TRANSACTIONS THIS CYCLE (CARD 1965) \$133.18	
03/15	AUTOZONE #2777 APACHE JUNCTI AZ	21.78
03/25	FRONTIER ACE HARDWARE APACHE JUNCTI AZ	39.27
	JEFF CRANMER	
	TRANSACTIONS THIS CYCLE (CARD 4830) \$61.05	
03/11	OFFICE MAX APACHE JUNCTI AZ	66.95
03/12	OFFICE MAX APACHE JUNCTI AZ	75.91
03/12	AUTOZONE #2777 APACHE JUNCTI AZ	66.78
03/16	FEDEX 488278501 MEMPHIS TN	14.82
03/17	RV STRIPES AND GRAPHIC APACHE JUNCTI AZ	102.65
03/18	ARNOLD MACHINERY-LAVEE PHOENIX AZ	27.32
03/31	FEDEX 489807081 MEMPHIS TN	13.28
	VAUGHN CHOSHAW	
	TRANSACTIONS THIS CYCLE (CARD 7271) \$367.51	

0**

* 9,936.53+
④ 369.70-
⑤ 109.95-
⑥ 9,456.88*+

This Statement is a Facsimile - Not an original

Address Change Request

Please provide information below only if the address information on front is incorrect.

Street Address: _____

City: _____




State: _____ Zip: _____

*Home Phone: _____ *Work Phone: _____

E-mail Address: _____

*When you give us your mobile phone number, we have your permission to contact you at that number about all your Chase or J.P. Morgan accounts. Your consent allows us and companies working on our behalf to use text messaging, artificial or prerecorded voice messages and automatic dialing technology for informational and account service calls, but not for telemarketing or sales calls. Message and data rates may apply. You may contact us anytime to change these preferences.

To contact us regarding your account:

	By Telephone: In U.S. 1-800-845-2028 Español 1-888-785-0574 TTY 1-800-895-8080 Pay by phone 1-800-458-7958 Outside U.S. call collect 1-480-360-7099	? Send Inquiries to: P.O. Box 15298 Wilmington, DE 19850-5298	 Mail Payments to: P.O. Box 84014 Palatine, IL 60084-4014	 Visit Our Website: www.chase.com/link
---	---	--	--	--

Information About Your Account

Crediting of Payments: You may make payments by any of the options listed below. The amount of your payment should be at least your minimum payment due, payable in U.S. dollars and drawn or payable through a U.S. financial institution or the U.S. branch of a foreign financial institution.

You may make payments by regular U.S. mail. Send your payment to the Payments address shown on this statement. Your payments by mail must comply with the instructions on this statement. Do not send cash. Write your Account number on your check or money order. Payments must be accompanied by the payment coupon in the envelope provided with our address visible through the envelope window; the envelope cannot contain more than one payment or coupon; and there can be no staples, paper clips, tape or correspondence included with your payment. If your payment is in accordance with our payment instructions and is made available to us on any day by 5:00 p.m. local time at our Payments address on this statement, we will credit the payment to your Account as of that day. If your payment is in accordance with our payment instructions, but is made available to us after 5:00 p.m. local time at the Payments address on this statement, we will credit it to your Account as of the next calendar day.

You may make payments electronically through our website shown on this statement. If we receive your completed request on our website by 8 p.m. Eastern Time, we will credit your payment as of that day. If we receive your request after 8 p.m. Eastern Time, we will credit your payment as of the next calendar day. If you specify a future date in your request we will credit your payment as of that day.

For all other payments or for any payment type above for which you do not follow our payment instructions, crediting of your payments may be delayed for up to 5 days.

Account Information Reported to Credit Bureaus: We may report information about your Account to credit bureaus. Late payments, missed payments or other defaults on your Account may be reflected in your credit report. If you think we have reported inaccurate information to a credit bureau, you may write to us at the Inquiries address shown on this statement.

Notice About Electronic Check Conversion: When you pay by check, you authorize us either to use information from your check to make a one-time electronic fund transfer from your account or to process the payment as a check transaction. When we use information from your check to make an electronic fund transfer, funds may be withdrawn from your account as soon as the same day we receive your payment, and you will not receive your check back from your financial institution. Call the Customer Service number on this statement if you have questions about electronic check collection or do not want your payments collected electronically.

Conditional Payments: Any payment check or other form of payment that you send us for less than the full balance due that is marked "paid in full" or contains a similar notation, or that you otherwise tender in full satisfaction of a disputed amount, must

be sent to Card Services, P.O. Box 15049, Wilmington, DE 19850-5049. We reserve all our rights regarding these payments (e.g., if it is determined there is no valid dispute or if any such check is received at any other address, we may accept the check and you will still owe any remaining balance). We may refuse to accept any such payment by returning it to you, not cashing it or destroying it. All other payments that you make should be sent to the regular Payment address shown on this statement.

Annual Renewal Notice: If your Account Agreement has an annual membership fee and/or similar charge for issuance or availability of your account, it will be billed each year or in monthly or quarterly installments. This fee and/or charge are owed whether or not you use your Account, and you agree to pay them when billed. The annual fee and charge are non-refundable unless you notify us that you wish to close your account within 30 days or one billing cycle (whichever is less) after we provide the statement on which the annual fee or charge is billed and at the same time, you pay your outstanding balance in full. If you do this, for a charge billed more often than annually such as a monthly service charge, you will not owe the last billed charge; however, prior billed charges are non-refundable and must be paid as part of paying your outstanding balance in full. Your payment of the annual fee or charge does not affect our right to close your Account and to limit your right to make transactions on your Account. If your Account is closed by you or us, we will continue to impose the annual fee and/or charge until you pay your outstanding balance in full and terminate your Account relationship.

Calculation of Balance Subject to Interest Rate: To figure your periodic interest charges for each billing cycle when a daily periodic rate(s) applies, we use the daily balance method (including new transactions). To figure your periodic interest charges for each billing cycle when a monthly periodic rate(s) applies, we use the average daily balance method (including new transactions). For an explanation of either method, and questions about a particular interest charge calculation on your statement, please call us at the toll free customer service phone number listed above.

We calculate periodic interest charges, using the applicable periodic rates shown on this statement, separately for each feature (e.g., balance transfer checks and cash advance checks ("check transactions"), purchases, balance transfers, cash advances, promotional balances or overdraft advances). These calculations may combine different categories with the same periodic rates. Variable rates will vary with the market based on the Prime Rate (or such index described in your Account Agreement). There is a transaction fee for each balance transfer, cash advance, or check transaction. In the amounts stated in your Account Agreement, as it may be amended. There is a foreign transaction fee of 3% of the U.S. dollar amount of any foreign transaction (or such amount described in your Account Agreement).

Interest Accrual

We accrue periodic interest charges on a transaction, fee or interest charge from the date it is added to your daily balance until payment in full is received on your account.



ACCOUNT ACTIVITY (CONTINUED)

Date of Transaction	Merchant Name or Transaction Description	\$ Amount
03/30	Payment Thank You - Image Check	-14,563.69
03/20	USPS 03025901333800046 APACHE JUNCTI AZ	8.85
04/02	USPS 03025901333800046 APACHE JUNCTI AZ	6.28
	ROGER WOOD	
	TRANSACTIONS THIS CYCLE (CARD 9228) \$14,548.56	
	INCLUDING PAYMENTS RECEIVED	
03/18	AMERIPARK BILTMORE FAS PHOENIX AZ	2.00
	PAUL BOURGEOIS	
	TRANSACTIONS THIS CYCLE (CARD 0719) \$2.00	
03/09	FRESH & EASY #1041 GILBERT AZ	39.95
03/10	THE SANDWICHE SHOPPE APACHE JUNCTI AZ	42.00
03/10	DUNKIN #352832 Q GILBERT AZ	34.78
03/23	FRYS-FOOD-DRG #085 APACHE JUNCTI AZ	9.68
03/23	STARBUCKS #09882 APACH Apache Juncti AZ	16.28
03/23	THE SANDWICHE SHOPPE APACHE JUNCTI AZ	21.00
03/24	FRYS-FOOD-DRG #085 APACHE JUNCTI AZ	8.85
	RICHARD MOONEY	
	TRANSACTIONS THIS CYCLE (CARD 1585) \$169.54	
03/12	STAPLS7133209468000007 877-8267755 NJ	20.86
03/12	STAPLS7133209468000001 877-8267755 NJ	12.38
03/11	BEST WESTERN PRESCOTTO PRESCOTT AZ	211.50
03/12	STAPLS7133209468000002 877-8267755 NJ	951.84
03/12	STAPLS7133209468000003 877-8267755 NJ	6.77
03/12	STAPLS7133209468000004 877-8267755 NJ	65.17
03/19	STAPLS7133209468000005 877-8267755 NJ	88.66
03/20	STAPLS7133209468000006 877-8267755 NJ	48.95
03/27	NATIONAL REGISTRY EMT 614-886-4484 OH	20.00
04/08	EMERGENCY STUFF 410-756-2000 MD	52.68
	KELLY BARTZ	
	TRANSACTIONS THIS CYCLE (CARD 8189) \$1,478.81	
03/16	BEST WESTERN SILVERSAD ESTES PARK CO	248.73
03/16	SOUTHWES 5262492309929 800-435-9792 TX	244.00
03/26	INNOCORP, LTD 808-8455558 WI	174.00
03/27	4 ALL PROMO'S / K-READ CENTERBROOK CT	432.94
	TINA GEROLA	
	TRANSACTIONS THIS CYCLE (CARD 7150) \$1,099.67	
03/17	SP * IZZY VIDEO 4809801533 AZ	49.00
03/17	DIGITAL JUICE 407-5315540 FL	329.00
03/17	BRIGHTCARD INC ROCKVILLE MD	1,000.00
03/20	FIRE CAM BELLEVILLE IL	109.95
	DANIEL MCKINNEY	
	TRANSACTIONS THIS CYCLE (CARD 7168) \$1,487.95	
03/11	OREILLY AUTO 00035733 APACHE JUNCTI AZ	15.23
03/11	FRONTIER ACE HARDWARE APACHE JUNCTI AZ	10.89
04/07	AMERICAN INTGRD TRAIN 07034400914 VA	1,190.00
	RICHARD OCHS	
	TRANSACTIONS THIS CYCLE (CARD 1484) \$1,216.12	
03/26	COFFEE WHOLESALE USA 08043433442 VA	283.60
03/31	AMAZON MKTPLACE PMTS AMZN.COM/BILL WA	104.64
	BRETT BROMAN	
	TRANSACTIONS THIS CYCLE (CARD 3268) \$388.24	
04/01	FREDPRYOR CAREERTRACK 800-5563012 KS	128.00
04/08	FRYS-FOOD-DRG #085 APACHE JUNCTI AZ	5.91
	JOHN SUNIGA	
	TRANSACTIONS THIS CYCLE (CARD 5248) \$133.91	

2015 Totals Year-to-Date	
Total fees charged in 2015	\$0.00
Total interest charged in 2015	\$0.00

Year-to-date totals do not reflect any fee or interest refunds
you may have received.

INTEREST CHARGES

Your Annual Percentage Rate (APR) is the annual interest rate on your account.

Balance Type	Annual Percentage Rate (APR)	Balance Subject To Interest Rate	Interest Charges
PURCHASES			
Purchases	10.24% (v)	-0-	-0-
CASH ADVANCES			
Cash Advances	19.24% (v)	-0-	-0-
BALANCE TRANSFERS			
Balance Transfer	10.24% (v)	-0-	-0-

(v) = Variable Rate

31 Days in Billing Period

Please see Information About Your Account section for the Calculation of Balance Subject to Interest Rate, Annual Renewal Notice, How to Avoid Interest on Purchases, and other Important Information, as applicable.



This Statement is a Facsimile - Not an original

Superstition Fire & Medical District Monthly Pinal County Treasurer's Bank Account Reconciliation

200 Capital Projects Fund

Reconciliation References:

- A Previous month's bank ending balance / current month's bank beginning balance
- B Interest Income
- C Current month's Accounts Payable disbursements
- D Current month's bank ending balance
- E Accounts Payable warrant outstanding (not cashed) at month end
 - 1 – 1107000356
 - 2 – 1107000361
 - 3 – 1107000362
- F Cash Balance per G/L Balance Sheet
- G American Express credit card payment – Warrant #1107000353 paid 4/8/15
- H Chase MasterCard credit card payment – Warrant #1107000360 paid 4/22/15

**Superstition Fire & Medical District
Capital Project (Fund 200) Cash Reconciliation
Fiscal Year 2014 - 2015
4/30/2015**

	Deposits (Cash Receipts)	Cash Disbursements	Treasurer's Balance	Correct Book Balance
CYMA BOOK BALANCE BROUGHT FORWARD AT: 4/1/2015			(A)	\$2,971,631.79
<u>BOOK BALANCE:</u>				
Journal Entries:				
Interest Income (Expense):	(B) 700.80			700.80
Development Donations				0.00
Deposits				0.00
Revenue Transfer				0.00
Cash Disbursements				
A) Accounts Payable		(C) (52,257.73)		(52,257.73)
B) Line of Credit				0.00
C) LOC Interest				0.00
LOC Interest Refund				0.00
D) Transfer In / Out				0.00
Transfer In / Out				0.00
Refund Interest				-
	\$700.80	(52,257.73)		\$2,920,074.86
<u>TREASURER'S BALANCE</u>			(D)	
Ending Balance as of: 4/30/2015		Balance from YTD Column		\$ 2,920,074.86
Less: LOC Advances				
Plus: LOC Payments				
		Net Line of Credit		0.00
LOC Interest Paid		Check #		
Less: Outstanding Warrants		356 (12,673.50)		
		361 (787.50)		
		362 (6,419.17)	(E)	(19,880.17)
Items in transit:				
Prepared by: <i>Joseph Burke</i> 5/5/15				\$ 2,900,194.69
<i>Rogan Wood</i> 5/8/15				Balance per B/S \$ 2,900,194.69
				Difference ** \$ (F) -





Pinal County Treasurer

Monthly Statement

Date Range: 4/1/2015 to 4/30/2015

Account	Period	YTD		
6116421101	Superstition Fire & Medical Dist Capital Projects			
Begin Balance:	(A) 2,971,631.79	2,961,783.86		
Income:	700.80	528,144.53		
LOC Advance:	.00	.00		
Expense:	(52,257.73)	(569,853.53)	LOC:	.00
LOC Payments:	.00	.00	Warrants Outstanding:	(19,880.17)
Cash Balance:	(D) 2,920,074.86	2,920,074.86	End:	2,900,194.69

Monthly Statement Summary

Source Code	Description		MTDAmount	YTDAmount
6116421101	Superstition Fire & Medical Dist	Beginning Balance:	2,971,631.79	2,961,783.86
21100.41	Wells Fargo Repo Investment Interest		13.62	1,243.37
21100.42	Wells Fargo High Int Investment Interest		.00	102.69
21100.43	Wells Fargo Trust Investment Interest		1.78	16.93
21100.46	Wells Fargo Investment Investment Interest		356.44	2,745.25
21100.70	Vining Sparks Investment Interest		328.96	3,522.75
21100.80	Stifel Nicolaus & Company Investment Interest		.00	1,042.05
21100.95	Citigroup Global Market Investment Interest		.00	639.81
21100.99	SCV UHS Refunding Bond Investment Interest		.00	37.40
73100.0	Deposits		.00	41,897.22
73100.0	Revenue Transfer		.00	476,897.06
90930.0	Warrants Redeemed		(52,257.73)	(569,853.53)
	Ending Balance:		2,920,074.86	2,920,074.86

Monthly Statement Detail

Date	Notes	Doc #	Amount	C/D
6116421101	Superstition Fire & Medical Dist Capital Projects		Beginning Balance: 2,971,631.79	
21100.41	Wells Fargo Repo Investment Interest		Source Code Total: 13.62	
04/01	Investment Interest	0	13.62	C
21100.43	Wells Fargo Trust Investment Interest		Source Code Total: 1.78	
04/02	Investment Interest	0	1.78	C
21100.46	Wells Fargo Investment Investment Interest		Source Code Total: 356.44	
04/03	Investment Interest	0	2.26	C
04/16	Investment Interest	0	75.82	C
04/23	Investment Interest	0	126.89	C
04/27	Investment Interest	0	1.59	C
04/27	Investment Interest	0	1.59	C
04/27	Investment Interest	0	1.60	C
04/30	Investment Interest	0	146.69	C
21100.70	Vining Sparks Investment Interest		Source Code Total: 328.96	
04/23	Investment Interest	0	64.36	C
04/27	Investment Interest	0	22.42	C
04/28	Investment Interest	0	88.32	C
04/30	Investment Interest	0	153.86	C
9	0.0 Warrants Redeemed		Source Code Total: (52,257.73)	
04/03	Paid Warrants	0	(5,100.00)	D
04/14	Paid Warrants	0	(4,880.56)	D
04/22	Paid Warrants	0	(22,344.15)	D
04/24	Paid Warrants	0	(17,356.85)	D
04/28	Paid Warrants	0	(554.65)	D



Pinal County Treasurer

Monthly Statement

Date Range: 4/1/2015 to 4/30/2015

04/30	Paid Warrants	0	(2,021.52)	D	
6116421101 Superstition Fire & Medical Dist Capital Projects		Ending Balance: 2,920,074.86			
Warrant Detail					
Payee Name	Warrant	Amount	Issue Dt	Status Dt	Voucher
6116421101 Superstition Fire & Medical Dist Capital Projects					Account Total: 72,137.90
Fund: 1107					Fund Total: 72,137.90
Status: OUTS					Status Total: 19,880.17
CSC ELECTRICAL CONTRACTOR, LLC	1107000356	12,673.50	04/15/15	04/15/15	
CITY OF MESA	1107000361	787.50	04/22/15	05/01/15	
L.N. CURTIS & SONS	1107000362	6,419.17	04/28/15	04/28/15	
Status: PAID					Status Total: 52,257.73
CITY OF MESA	1107000352	5,100.00	03/25/15	04/03/15	
AMERICAN EXPRESS CORPORATE	1107000353	3,118.06	04/08/15	04/14/15	
TYLER TECHNOLOGIES, INC.	1107000354	1,762.50	04/08/15	04/14/15	
ACE ASPHALT OF ARIZONA, INC.	1107000355	22,344.15	04/15/15	04/22/15	
MUNICIPAL EMERGENCY SERV. INC.	1107000357	17,356.85	04/15/15	04/24/15	
PROPHET NETWORK INTEGRATION,IN	1107000358	75.00	04/15/15	04/28/15	
BINGHAM EQUIPMENT CO, INC.	1107000359	2,021.52	04/22/15	04/30/15	
CHASE MASTER CARD	1107000360	479.65	04/22/15	04/28/15	
	Count	Amount			
Total OUTS:	3	19,880.17			
Total AID:	8	52,257.73			

5/5/15
9:46:23 AM

Superstition Fire & Medical District

Balance Sheet

As of 4/30/2015

FUND: (200) Capital Projects Fund

Assets

Current Assets

Fund Cash - Capital Projects

\$2,900,194.69

Total Current Assets

\$2,900,194.69

Total Assets

\$2,900,194.69

(F)

Liabilities and Equity

Equity

Fund Balance - Capital Projects

\$2,932,557.44

Current Year Profit/Loss

(32,362.75)

Total Equity

2,900,194.69

Total Liabilities and Equity

\$2,900,194.69



Corporate Card Statement of Account

Sign-up For Online
Statements

www.americanexpress.com/checkyourbill

Prepared For
BARB DUFFEL/CBA
SUPERSTITION FIRE

Account Number
XXXX-XXXXX6-21004

Closing Date
03/30/15

Page 1 of 5

Previous Balance \$	New Charges \$	Other Debits \$	Payments \$	Other Credits \$	Balance Please Pay By Due \$ 04/14/15
1,897.74	4,513.82	0.00	1,897.74	0.00	4,513.82

For important information regarding your account refer to page 2.

Payment is due in full. Please pay by 04/14/15 to allow time for your payment to be received by us and credited to your account.

To manage your Account online or to pay your bill, please visit us at corp.americanexpress.com. For additional contact information, please see the reverse side of this page.

Corporate Card Snapshot

Card Number	Card	New Charges + Other Debits	Payments + Other Credits
XXXX-XXXXX6-21004	BARB DUFFEL/CBA	0.00	-1,897.74
XXXX-XXXXX6-21012	DAVID P MONTGOMERY	3,932.49	0.00
XXXX-XXXXX6-22028	PAUL BOURGEOIS	581.33	0.00
	Total	4,513.82	-1,897.74

Activity

Date reflects either transaction or posting date

Card Number XXXX-XXXXX6-21004	Reference Code	Amount \$
03/11/15 PAYMENT RECEIVED - THANK YOU	03/11/15 00342000000	1,897.74
Total for BARB DUFFEL/CBA	New Charges/Other Debits Payments/Other Credits	0.00 -1,897.74

VENDOR # ameef
ACCT. # See Spreadsheet
APPROVAL: [Signature]
DATE PAID 4/8/15
WARRANT # 353

APR 06 2015
PB
(G)

↓ Please fold on the perforation below, detach and return with your payment ↓

Do not staple or use paper clips
Payment Coupon

Account Number
3787-506076-21004

Please Pay By
04/14/15

Payable upon receipt in
U.S. Dollars.

BARB DUFFEL/CBA
SUPERSTITION FIRE
565 N. IDAHO RD
APACHE JUNCTION AZ 85119

Amount Due
\$4,513.82

Please enter account
number on all checks and
correspondence.

Checks or drafts must be
drawn against banks
located in the U.S.

Check here if address,
telephone number, or
e-mail address has
changed. Note changes on
reverse side.

Mail Payment to:

AMERICAN EXPRESS
BOX 0001
LOS ANGELES CA 90096-8000

0000378750607621004 000451382000451382 3044

Payments: Your American Express® Corporate Card statement is payable in full upon receipt. Payments received after 5:00 pm may not be credited until the next day. Payments must be sent to the payment address shown on your statement and must include the remittance coupon from your statement. Payments must be made in US currency, with a single draft or check drawn on a US bank and payable in US dollars or with a single negotiable instrument payable in US dollars and clearable through the US banking system, or through an electronic payment method clearable through the US banking system. Your Account number must be included on or with all payments. If payment does not conform to these requirements, crediting may be delayed and additional Charges may be imposed. If we accept payment made in a foreign currency, we will choose a conversion rate that is acceptable to us to convert your remittance into US currency, unless a particular rate is required by law. Please do not send post-dated checks. They will be deposited upon receipt. Our acceptance of any payment marked with a restrictive legend will not operate as an accord and satisfaction without our express prior written approval.

Authorization for Electronic Debit: We will process checks electronically, at first presentment and any re-presentments, by transmitting the amount of the check, routing number, account number, and check serial number to your financial institution, unless the check is not processable electronically or a less costly process is available. By submitting a check for payment, you authorize us to initiate an electronic debit from your bank or asset account. When we process your check electronically, your payment may be debited to the bank or asset account as soon as the same day we receive your check, and you will not receive that cancelled check with your bank or asset account statement. If we cannot collect the funds electronically we may issue a draft against the bank or asset account for the amount of the check. If you currently send in an individual payment for expenses on the Corporate Card, please note that you are eligible to pay your bill online.

Authorizations for Electronic Payments: By using Pay by Computer, Pay by Phone or any other electronic payment service of ours, you will be authorizing us to initiate an electronic debit to the financial account you specify in the amount you request. Payments received after 5:00 pm may not be credited until the next day.

Transactions Made in Foreign Currencies: If you incur a Charge in a foreign currency, it will be converted into US dollars on the date it is processed by us or our agents. Unless a particular rate is required by applicable law, we will choose a conversion rate that is acceptable to us for that date. Currently the conversion rate that we use for a Charge in a foreign currency is no greater than (a) the highest official conversion rate published by a government agency, or (b) the highest interbank conversion rate identified by us from customary banking sources, on the conversion date or the prior business day, in each instance increased by 2%. This conversion rate may differ from rates in effect on the date of your Charge. Charges converted by establishments (such as airlines) will be billed at the rates such establishments use.

In Case of Errors or Questions About Your Bill: If you think your bill is incorrect, or if you need more information about a transaction on your bill, please call 1-800-528-2122 or the number on the back of your Card. You can also write us on a separate sheet of paper at the Customer Service address noted to the right. Requests for refunds of credit balances (designated "CR") should be made by calling us at 1-800-528-2122 or the number on the back of your Card. Billing disputes can also be initiated online. This applies to Corporate Cards only, not Cards issued under the Corporate Defined Express Program.

In Case of Errors or Questions About Electronic Transfers: Please contact us by calling 1-800-IPAY-AXP for Pay By Phone, Pay By Computer Issues and automatic payment issues.

When Contacting Us Regarding Errors or Questions: We must hear from you no later than 60 days after we send you the first bill on which the error or problem appeared. When contacting us, please give us the following information: 1. Your name and account number; 2. The dollar amount of the suspected error; 3. Describe why you believe there is an error. If you need more information, describe the item you are unsure about. You do not have to pay any amount in question while we are investigating, but you are still obligated to pay the parts of your bill that are not in question. While we investigate your question, we cannot report you as delinquent or take any action to collect the amount you question.



Manage your Card account online at:
www.americanexpress.com/checkyourbill



For all further inquiries or to pay by phone, please call the number on the back of your Card.

If your Card has been lost or stolen, please call
1-800-528-2122

International Collect:
1-336-393-1111

Hearing Impaired Services:
TTY: 1-800-221-9950
FAX: 1-800-895-9090

Large Print and Braille Statements:
1-800-528-2122



Customer Service
P.O. Box 981531
El Paso, TX
79998-1531

Payments
BOX 0001
LOS ANGELES
CA
90096-8000

Change of Address
If correct on front
do not use

Name																				
Company Name																				
Street Address																				
City, State																				
Zip Code																				
Area Code and Home Phone																				
Area Code and Work Phone																				
Email																				

Providing your email address to American Express will enable you to receive special offers, suited to your needs.



Prepared For
BARB DUFFEL/CBA
SUPERSTITION FIRE

Account Number
XXXX-XXXXX6-21004

Closing Date
03/30/15

Page 3 of 5

Activity Continued

Card Number XXXX-XXXXX6-21012				Reference Code	Amount \$
03/07/15	ADOBE SYSTEMS, INC. 800-833-8887 REF# BL085039852 800-833-8887	CA	03/08/15	10716	21.33
03/10/15	MSFT MICROSOFTSTO 877-696-7786 REF# PS00D2LY5M8 999-999-9999 COMPUTER HRDWR/SFTW ROC NUMBER PS00D2LY5M8I	WA	03/09/15	10597	3,118.08
03/24/15	FEDEX INV 488926365 MEMPHIS REF# I488926365 1-800-622-1147 APACHE JUNCTION FIRE DISTRICT DIRECT BILLING TRANSACTION FEDEX INV# 000488926365 FedEx #1-800-622-1147 ROC NUMBER I488926365	TN AZ	03/24/15	10716	13.10
03/26/15	SURVEYMONKEY.COM 971-244-5555 24267503 24267503 85119 SUBSCRIPTION RENEWAL ROC NUMBER 24267503	CA	03/25/15	10716	780.00
Total for DAVID P MONTGOMERY				New Charges/Other Debits Payments/Other Credits	3,932.49 0.00

200
Fund

Prepared For
BARB DUFFEL/CBA
SUPERSTITION FIRE

Account Number
XXXX-XXXXX6-21004

Page 4 of 5



Prepared For
BARB DUFFEL/CBA
SUPERSTITION FIRE

Account Number
XXXX-XXXXX6-21004

Closing Date
03/30/15

Page 5 of 5

Activity Continued

Card Number XXXX-XXXXX6-22028					Reference Code	Amount \$
03/05/15	GODADDY.COM	SCOTTSDALE	AZ		80185699800	392.50
	REF# 801856996	(480)505-8855	03/05/15			
	ROC NUMBER 801856996	TAX		\$32.74	10720	
03/10/15	Arizona Fire Chiefs	623-581-8596	AZ		85180895089	150.00
	851808950 100221747270	85323	03/09/15			
	ROC NUMBER 8518089506998016				10718	
03/12/15	AMAZON.COM	AMZN.COM/BILL	WA			12.45
	REF# PQC9EABQ082	MERCHANDISE	03/12/15		10719	
03/12/15	AMAZON.COM	AMZN.COM/BILL	WA			26.38
	REF# POCFN5EZMSR	MERCHANDISE	03/12/15		10719	
Total for PAUL BOURGEOIS					New Charges/Other Debits	581.33
					Payments/Other Credits	0.00

ink
from CHASE
P.O. BOX 15123
WILMINGTON, DE
19850-5123

55825086445592280019A70000993653000000002

Payment Due Date:	05/04/15
New Balance:	\$9,936.53
Minimum Payment:	\$1,987.00

Account number: 5582 5086 4455 9228

55411 85X Z 10015 C

ROGER WOOD
SUPERSTITION FIRE
565 N IDAHO RD
APACHE JUNCTION AZ 85119-4014

\$ Amount Enclosed
Make your check payable to: Chase Card Services



CARDMEMBER SERVICE
PO BOX 94014
PALATINE IL 60094-4014

500016028 16986445592289

BUSINESS CARD STATEMENT

Manage your account online:
www.chase.com/ink

Customer Service:
1-800-945-2028

Mobile: Visit chase.com
on your mobile browser

ACCOUNT SUMMARY

Account Number: 5582 5086 4455 9228	
Previous Balance	\$14,563.69
Payment, Credits	-\$14,563.69
Purchases	+\$9,936.53
Cash Advances	\$0.00
Balance Transfers	\$0.00
Fees Charged	\$0.00
Interest Charged	\$0.00
New Balance	\$9,936.53
Opening/Closing Date	03/11/15 - 04/10/15
Credit Limit	\$30,000
Available Credit	\$20,063
Cash Access Line	\$6,000
Available for Cash	\$8,000
Past Due Amount	\$0.00
Balance over the Credit Limit	\$0.00

PAYMENT INFORMATION

New Balance	\$9,936.53
Payment Due Date	05/04/15
Minimum Payment Due	\$1,987.00
Late Payment Warning: If we do not receive your minimum payment by the due date, you may have to pay up to a \$39 late fee.	
Minimum Payment Warning: Enroll in Auto-Pay and avoid missing a payment. To enroll, call the number on the back of your card or go to the web site listed above.	

VENDOR # Chapman
ACCT. # See spreadsheet
APPROVAL: [Signature]
DATE PAID 4/22/15
WARRANT # 360 (H)

ACCOUNT ACTIVITY

Date of Transaction	Merchant Name or Transaction Description	\$ Amount
03/10	IMAGETREND INC LAKEVILLE MN	10609 1,580.00
03/13	AMAZON MKTPLACE PMTS AMZN.COM/BILL WA	10627 31.44
03/24	LLBEAN-DIRECT 800-341-4341 ME	10659 112.80
03/24	LOS GRINGOS LOCOS APACHE JUNCTI AZ	10733 55.00
04/08	IN "US DIGITAL DESIGNS 877-5518733 AZ DAVID P MONTGOMERY	10742 369.70
TRANSACTIONS THIS CYCLE (CARD 7156) \$2,148.94		
03/18	THE SUPPLY CACHE ECOM 970-530-1893 CO	10631 389.50
03/30	ANATOMYWAREHOUSE 8889504459 IL	10670 353.50
04/03	THE SUPPLY CACHE ECOM 970-530-1893 CO MARK GOMEZ	10670 494.50
TRANSACTIONS THIS CYCLE (CARD 7214) \$1,237.50		
03/23	STAPLES 00113977 MESA AZ	10734 89.20
04/07	FRYS-FOOD-DRG #085 APACHE JUNCTI AZ JASMIN JONES	10734 43.98
TRANSACTIONS THIS CYCLE (CARD 1985) \$133.16		
03/15	AUTOZONE #2777 APACHE JUNCTI AZ	10646 21.78
03/25	FRONTIER ACE HARDWARE APACHE JUNCTI AZ JEFF CRANMER	10646 39.27
TRANSACTIONS THIS CYCLE (CARD 4930) \$81.05		
03/11	OFFICE MAX APACHE JUNCTI AZ	10622 66.95
03/12	OFFICE MAX APACHE JUNCTI AZ	10622 75.91
03/12	AUTOZONE #2777 APACHE JUNCTI AZ	10623 66.78
03/16	FEDEX 488278501 MEMPHIS TN	10748 14.62
03/17	RV STRIPES AND GRAPHIC APACHE JUNCTI AZ	10634 102.85
03/18	ARNOLD MACHINERY-LAVEE PHOENIX AZ	10644 27.32
03/31	FEDEX 48807081 MEMPHIS TN VAUGHN CROSHAW	10748 13.28
TRANSACTIONS THIS CYCLE (CARD 7271) \$367.51		

This Statement is a Facsimile - Not an original

Address Change Request

Please provide information below only if the address information on front is incorrect.

Street Address: _____

City: _____

State: _____

Zip: _____

*Home Phone: _____

*Work Phone: _____

E-mail Address: _____

"When you give us your mobile phone number, we have your permission to contact you at that number about all your Chase or J.P. Morgan accounts. Your consent allows us and companies working on our behalf to use text messaging, artificial or prerecorded voice messages and automatic dialing technology for informational and account service calls, but not for telemarketing or sales calls. Message and data rates may apply. You may contact us anytime to change these preferences.

To contact us regarding your account:



By Telephone:

In U.S. 1-800-945-2028
Español 1-888-795-0574
TTY 1-800-855-8080
Pay by phone 1-800-438-7959
Outside U.S. call collect
1-480-350-7099



Send Inquiries to:
P.O. Box 15298
Wilmington, DE 19850-8298



Mail Payments to:
P.O. Box 84014
Palatine, IL 60064-4014



Visit Our Website:
www.chase.com/nk

Information About Your Account

Crediting of Payments: You may make payments by any of the options listed below. The amount of your payment should be at least your minimum payment due, payable in U.S. dollars and drawn or payable through a U.S. financial institution or the U.S. branch of a foreign financial institution.

You may make payments by regular U.S. mail. Send your payment to the Payments address shown on this statement. Your payments by mail must comply with the instructions on this statement. Do not send cash. Write your Account number on your check or money order. Payments must be accompanied by the payment coupon in the envelope provided with our address visible through the envelope window; the envelope cannot contain more than one payment or coupon; and there can be no staples, paper clips, tape or correspondence included with your payment. If your payment is in accordance with our payment instructions and is made available to us on any day by 5:00 p.m. local time at our Payments address on this statement, we will credit the payment to your Account as of that day. If your payment is in accordance with our payment instructions, but is made available to us after 5:00 p.m. local time at the Payments address on this statement, we will credit it to your Account as of the next calendar day.

You may make payments electronically through our website shown on this statement. If we receive your completed request on our website by 8 p.m. Eastern Time, we will credit your payment as of that day. If we receive your request after 8 p.m. Eastern Time, we will credit your payment as of the next calendar day. If you specify a future date in your request we will credit your payment as of that day.

For all other payments or for any payment type above for which you do not follow our payment instructions, crediting of your payments may be delayed for up to 5 days.

Account Information Reported to Credit Bureaus: We may report information about your Account to credit bureaus. Late payments, missed payments or other defaults on your Account may be reflected in your credit report. If you think we have reported inaccurate information to a credit bureau, you may write to us at the inquiries address shown on this statement.

Notice About Electronic Check Conversion: When you pay by check, you authorize us either to use information from your check to make a one-time electronic fund transfer from your account or to process the payment as a check transaction. When we use information from your check to make an electronic fund transfer, funds may be withdrawn from your account as soon as the same day we receive your payment, and you will not receive your check back from your financial institution. Call the Customer Service number on this statement if you have questions about electronic check collection or do not want your payments collected electronically.

Conditional Payments: Any payment check or other form of payment that you send us for less than the full balance due that is marked "paid in full" or contains a similar notation, or that you otherwise tender in full satisfaction of a disputed amount, must

be sent to Card Services, P.O. Box 15040, Wilmington, DE 19850-5040. We reserve all our rights regarding these payments (e.g., if it is determined there is no valid dispute or if any such check is received at any other address, we may accept the check and you will still owe any remaining balance). We may refuse to accept any such payment by returning it to you, not cashing it or destroying it. All other payments that you make should be sent to the regular Payment address shown on this statement.

Annual Renewal Notice: If your Account Agreement has an annual membership fee and/or similar charge for issuance or availability of your account, it will be billed each year or in monthly or quarterly installments. This fee and/or charge are owed whether or not you use your Account, and you agree to pay them when billed. The annual fee and charge are non-refundable unless you notify us that you wish to close your account within 30 days or one billing cycle (whichever is less) after we provide the statement on which the annual fee or charge is billed and at the same time, you pay your outstanding balance in full. If you do this, for a charge billed more often than annually such as a monthly service charge, you will not owe the last billed charge; however, prior billed charges are non-refundable and must be paid as part of paying your outstanding balance in full. Your payment of the annual fee or charge does not affect our right to close your Account and to limit your right to make transactions on your Account. If your Account is closed by you or us, we will continue to impose the annual fee and/or charge until you pay your outstanding balance in full and terminate your Account relationship.

Calculation of Balance Subject to Interest Rate: To figure your periodic interest charges for each billing cycle when a daily periodic rate(s) applies, we use the daily balance method (including new transactions). To figure your periodic interest charges for each billing cycle when a monthly periodic rate(s) applies, we use the average daily balance method (including new transactions). For an explanation of either method, and questions about a particular interest charge calculation on your statement, please call us at the toll-free customer service phone number listed above.

We calculate periodic interest charges, using the applicable periodic rates shown on this statement, separately for each feature (e.g., balance transfer checks and cash advance checks ("check transactions"), purchases, balance transfers, cash advances, promotional balances or overdraft advances). These calculations may combine different categories with the same periodic rates. Variable rates will vary with the market based on the Prime Rate (or such index described in your Account Agreement). There is a transaction fee for each balance transfer, cash advance, or check transaction, in the amounts stated in your Account Agreement, as it may be amended. There is a foreign transaction fee of 3% of the U.S. dollar amount of any foreign transaction (or such amount described in your Account Agreement).

Interest Accrual

We accrue periodic interest charges on a transaction, fee or interest charge from the date it is added to your daily balance until payment in full is received on your account.



ACCOUNT ACTIVITY (CONTINUED)

Date of Transaction	Merchant Name or Transaction Description	\$ Amount
03/30	Payment Thank You - Image Check	-14,583.69
03/20	USPS 03025901333800046 APACHE JUNCTI AZ	8.85
04/02	USPS 03025901333800046 APACHE JUNCTI AZ	6.28
	ROGER WOOD	
	TRANSACTIONS THIS CYCLE (CARD 9228) -\$14,548.58	
	INCLUDING PAYMENTS RECEIVED	
03/18	AMERIPARK BILTMORE FAS PHOENIX AZ	2.00
	PADL'BOURGEOIS	
	TRANSACTIONS THIS CYCLE (CARD 0719) \$2.00	
03/09	FRESH & EASY #1041 GILBERT AZ	33.95
03/10	THE SANDWICHE SHOPPE APACHE JUNCTI AZ	42.00
03/10	DUNKIN #352832 Q GILBERT AZ	34.78
03/23	FRYS-FOOD-DRG #085 APACHE JUNCTI AZ	9.88
03/23	STARBUCKS #09862 APACH Apache Juncti AZ	16.28
03/23	THE SANDWICHE SHOPPE APACHE JUNCTI AZ	21.00
03/24	FRYS-FOOD-DRG #085 APACHE JUNCTI AZ	8.85
	RICHARD MOONEY	
	TRANSACTIONS THIS CYCLE (CARD 1585) \$188.54	
03/12	STAPLS7133209468000007 877-8267755 NJ	20.88
03/12	STAPLS7133209468000001 877-8267755 NJ	12.38
03/11	BEST WESTERN PRESCOTTO PRESCOTT AZ	211.50
03/12	STAPLS7133209468000002 877-8267755 NJ	951.84
03/12	STAPLS7133209468000003 877-8267755 NJ	6.77
03/12	STAPLS7133209468000004 877-8267755 NJ	65.17
03/19	STAPLS7133209468000005 877-8267755 NJ	88.85
03/20	STAPLS7133209468000006 877-8267755 NJ	48.95
03/27	NATIONAL REGISTRY EMT 614-888-4484 OH	20.00
04/08	EMERGENCY STUFF 410-756-2000 MD	52.68
	KELLY BARTZ	
	TRANSACTIONS THIS CYCLE (CARD 8168) \$1,478.81	
03/16	BEST WESTERN SILVERSAD ESTES PARK CO	248.73
03/16	SOUTHWES 5282492309929 800-435-9792 TX	244.00
03/26	INNOCORP, LTD 608-8455558 WI	174.00
03/27	4 ALL PROMOS / K-READ CENTERBROOK CT	432.94
	TINA GEROLA	
	TRANSACTIONS THIS CYCLE (CARD 7150) \$1,089.87	
03/17	SP * IZZY VIDEO 4809801533 AZ	49.00
03/17	DIGITAL JUICE 407-5315540 FL	328.00
03/17	BRIGHTCARD INC ROCKVILLE MD	1,000.00
03/20	FIRE CAM BELLEVILLE IL	108.95
	DANIEL MCKINNEY	
	TRANSACTIONS THIS CYCLE (CARD 7168) \$1,487.95	
03/11	O'REILLY AUTO 00035733 APACHE JUNCTI AZ	16.23
03/11	FRONTIER ACE HARDWARE APACHE JUNCTI AZ	10.89
04/07	AMERICAN INTGRTO TRAIN 07034400914 VA	1,190.00
	RICHARD OCHS	
	TRANSACTIONS THIS CYCLE (CARD 1484) \$1,216.12	
03/26	COFFEE WHOLESALE USA 08043433442 VA	283.60
03/31	AMAZON MKTPLACE PMTS AMZN.COM/BILL WA	104.64
	BRETT BROMAN	
	TRANSACTIONS THIS CYCLE (CARD 8268) \$388.24	
04/01	FREDPRYOR CAREERTRACK 800-5583012 KS	128.00
04/06	FRYS-FOOD-DRG #085 APACHE JUNCTI AZ	5.91
	JOHN SUNIGA	
	TRANSACTIONS THIS CYCLE (CARD 5248) \$133.91	

2015 Totals Year-to-Date	
Total fees charged in 2015	\$0.00
Total interest charged in 2015	\$0.00
Year-to-date totals do not reflect any fee or interest refunds you may have received.	

INTEREST CHARGES

Your Annual Percentage Rate (APR) is the annual interest rate on your account.

Balance Type	Annual Percentage Rate (APR)	Balance Subject To Interest Rate	Interest Charges
PURCHASES			
Purchases	10.24% (v)	-0-	-0-
CASH ADVANCES			
Cash Advances	19.24% (v)	-0-	-0-
BALANCE TRANSFERS			
Balance Transfer	10.24% (v)	-0-	-0-

(v) = Variable Rate 31 Days in Billing Period
Please see Information About Your Account section for the Calculation of Balance Subject to Interest Rate, Annual Renewal Notice, How to Avoid Interest on Purchases, and other Important Information, as applicable.



Superstition Fire & Medical District Monthly Pinal County Treasurer's Bank Account Reconciliation

300 Bond Fund

Reconciliation References:

- A Previous month's bank ending balance / current month's bank beginning balance
- B Interest Income
- C Current month's bank ending balance
- D Cash Balance per G/L Balance Sheet

Superstition Fire & Medical District
Bond Proceeds (Fund 300) 2006 Cash Reconciliation
Fiscal Year 2014 - 2015
4/30/2015

	Deposits (Cash Receipts)	Cash Disbursements	Treasurer's Balance	Correct Book Balance
CYMA BOOK BALANCE BROUGHT FORWARD AT: 4/1/2015			(A)	\$ 3,151.91
<u>BOOK BALANCE:</u>				
Journal Entries:				0.00
Interest Income (Expense):	(B) 0.72			0.72
Cash Receipts				-
Refunded Taxes				-
Cash Disbursements				-
Prior Month's Checks Outstanding				0.00
Wire for				0.00
Wire fees				0.00
Transfers:				
Transfer to General Fund				0.00
Transfer from General Fund				0.00
Refund Interest				0.00
	\$0.72	-		\$ 3,152.63
<u>TREASURER'S BALANCE</u>				(C)
Ending Balance as of: 4/30/2015	Balance from YTD Column			\$ 3,152.63
Less: LOC Advances				
Plus: LOC Payments				
	Net Line of Credit			0.00
LOC Interest Paid				
	Check #			
Less: Outstanding Bond Account Checks				0.00
Items in transit: Deposits				
Prepared by: <u>Spencer Bunker</u> 5/5/15				\$ 3,152.63
<u>Roger Wood</u> 5/8/15				Balance per B/S \$ 3,152.63
				Difference ** \$ (D) -



Pinal County Treasurer

Monthly Statement

Date Range: 4/1/2015 to 4/30/2015

Account	Period	YTD		
6116421507	Superstition Fire & Medical Bond Proceeds 2006			
Begin Balance:	(A) 3,151.91	7,819.19		
Income:	.72	238.87		
LOC Advance:	.00	.00		
Expense:	.00	(4,905.43)	LOC:	.00
LOC Payments:	.00	.00	Warrants Outstanding:	.00
Cash Balance:	(C) 3,152.63	3,152.63	End:	3,152.63

Monthly Statement Summary

Source Code	Description	MTDAmount	YTDAmount
6116421507	Superstition Fire & Medical Bond	Beginning Balance:	3,151.91
			7,819.19
21100.41	Wells Fargo Repo Investment Interest	.01	1.31
21100.42	Wells Fargo High Int Investment Interest	.00	.25
21100.43	Wells Fargo Trust Investment Interest	.00	.01
21100.46	Wells Fargo Investment Investment Interest (B)	.37	78.76
21100.70	Vining Sparks Investment Interest \$.72	.34	116.37
21100.80	Stifel Nicolaus & Company Investment Interest	.00	29.62
21100.95	Citigroup Global Market Investment Interest	.00	12.51
21100.99	SCV UHS Refunding Bond Investment Interest	.00	.04
90930.0	Warrants Redeemed	.00	(4,905.43)
	Ending Balance:	3,152.63	3,152.63

Monthly Statement Detail

Date	Notes	Doc #	Amount	C/D
6116421507	Superstition Fire & Medical Bond Proceeds 2006		Beginning Balance: 3,151.91	
21100.41	Wells Fargo Repo Investment Interest		Source Code Total: .01	
04/01	Investment Interest	0	.01	C
21100.46	Wells Fargo Investment Investment Interest		Source Code Total: .37	
04/16	Investment Interest	0	.08	C
04/23	Investment Interest	0	.13	C
04/30	Investment Interest	0	.16	C
21100.70	Vining Sparks Investment Interest		Source Code Total: .34	
04/23	Investment Interest	0	.07	C
04/27	Investment Interest	0	.02	C
04/28	Investment Interest	0	.09	C
04/30	Investment Interest	0	.16	C
	6116421507 Superstition Fire & Medical Bond Proceeds 2006		Ending Balance: 3,152.63	

5/5/15
9:46:12 AM

Superstition Fire & Medical District

Balance Sheet

As of 4/30/2015

FUND: (300) Bond Fund

Assets

Current Assets

Fund Cash - Bond Proceeds 2006

\$3,152.63

Total Current Assets

\$3,152.63

Total Assets

\$3,152.63

D

Liabilities and Equity

Equity

Fund Balance - Bond Proceeds 2006

\$2,913.76

Current Year Profit/Loss

238.87

Total Equity

3,152.63

Total Liabilities and Equity

\$3,152.63

Superstition Fire & Medical District Monthly Pinal County Treasurer's Bank Account Reconciliation

400 Special Revenue Fund

Reconciliation References:

- A Previous month's bank ending balance / current month's bank beginning balance
- B Interest Income
- C Current month's deposits
- D Current month's Accounts Payable disbursements
- E Current month's bank ending balance
- F Cash Balance per G/L Balance Sheet

Superstition Fire & Medical District
Special Revenue Fund #2901 Cash Reconciliation
Fiscal Year 2014 - 2015
4/30/2015

CYMA BOOK BALANCE BROUGHT
 FORWARD AT: 4/1/2015

(A) \$ 69,262.65

BOOK BALANCE:

Journal Entries:

Interest Income (Expense):

14.76

(B)

14.76

Cash Receipts

47020	AED Donations	\$ 1,500.00	1,500.00
47100	EMS Cardiac Donations		0.00
47110	EMS Equipment Donations	\$ 200.00	200.00
47120	Fire Prevention/Pub Ed Donations		0.00
47130	General Donations	\$ 3,200.95	3,200.95
47140	Media Sponsorship Donations		0.00
46???	FEMA Receipts		0.00
47300	Scholarship Receipts		0.00

(C)

Cash Disbursements

A)	Accounts Payable		-
	Prior Month's Checks Outstanding	(\$756.04)	(756.04)
			-
B)	Transfer to General Fund		0.00

(D)

\$4,915.71 \$ (756.04)

\$ 73,422.32

(E)

TREASURER'S BALANCE

Ending Balance as of:	4/30/2015	Balance from YTD Column	\$ 73,422.32
-----------------------	-----------	-------------------------	--------------

Less: LOC Advances

Plus: LOC Payments

Net Line of Credit 0.00

LOC Interest Paid

Check #

Less: Outstanding Special Revenue Account Checks

Less: Revenue Transfer to General Fund

0.00

Items in transit: Deposits

\$ 73,422.32

Prepared by:

Tracy Burke 5/5/15
Roger Wood 5/8/15

Balance per B/S \$ 73,422.32

Difference ** \$ (F) -



Pinal County Treasurer

Monthly Statement

Date Range: 4/1/2015 to 4/30/2015

Account	Period	YTD	
6116422901 Superstition Fire & Medical Dist Special Revenue			
Begin Balance:	(A) 69,262.65	55,556.62	
Income:	4,915.71	24,767.35	
LOC Advance:	.00	.00	
Expense:	(756.04)	(6,901.65)	LOC: .00
LOC Payments:	.00	.00	Warrants Outstanding: .00
Cash Balance:	(E) 73,422.32	73,422.32	End: 73,422.32

Monthly Statement Summary

Source Code	Description	MTD Amount	YTD Amount
6116422901 Superstition Fire & Medical Dist	Beginning Balance:	69,262.65	55,556.62
21100.41	Wells Fargo Repo Investment Interest	.28	21.97
21100.42	Wells Fargo High Int Investment Interest	.00	1.86
21100.43	Wells Fargo Trust Investment Interest	.04	.31
21100.46	Wells Fargo Investment Investment Interest	7.63	50.43
21100.70	Vining Sparks Investment Interest	6.81	63.66
21100.80	Stifel Nicolaus & Company Investment Interest	.00	18.92
21100.95	Citigroup Global Market Investment Interest	.00	11.58
21100.99	SCV UHS Refunding Bond Investment Interest	.00	.67
73290.0	Gifts & Donations	4,900.95	24,827.95
73750.0	Revenue Transfer	.00	(230.00)
90930.0	Warrants Redeemed	(756.04)	(6,901.65)
	Ending Balance:	73,422.32	73,422.32

Monthly Statement Detail

Date	Notes	Doc #	Amount	C/D
6116422901 Superstition Fire & Medical Dist Special Revenue			Beginning Balance: 69,262.65	
21100.41 Wells Fargo Repo Investment Interest			Source Code Total: .28	
04/01 Investment Interest		0	.28	C
21100.43 Wells Fargo Trust Investment Interest			Source Code Total: .04	
04/02 Investment Interest		0	.04	C
21100.46 Wells Fargo Investment Investment Interest			Source Code Total: 7.63	
04/03 Investment Interest		0	.05	C
04/16 Investment Interest		0	1.80	C
04/23 Investment Interest		0	2.58	C
04/27 Investment Interest		0	.04	C
04/27 Investment Interest		0	.04	C
04/27 Investment Interest		0	.04	C
04/30 Investment Interest		0	3.08	C
21100.70 Vining Sparks Investment Interest			Source Code Total: 6.81	
04/23 Investment Interest		0	1.31	C
04/27 Investment Interest		0	.43	C
04/28 Investment Interest		0	1.84	C
04/30 Investment Interest		0	3.23	C
73290.0 Gifts & Donations			Source Code Total: 4,900.95	
04/08 400.10.47130.10 LaHacienda/inv 3055/4086		0	900.95	C
04/08 400.10.47130.10 SunriseRVChurch/inv 3054/1881		0	1,000.00	C
04/15 400.70.77280.50 RaindancePark/Inv 3065/2165		0	300.00	C
04/15 400.50.77250.50 Sullivan-CanyonVistaRV/3064/2055		0	1,500.00	C
04/15 400.70.77280.50 LostDutchmanMarathon/3068/1962		0	1,000.00	C



Pinal County Treasurer

Monthly Statement

Date Range: 4/1/2015 to 4/30/2015

04/29	400.10.47100.41 ArnoldAutoCenter/inv 3081/91013	0	200.00	C
90930.0	Warrants Redeemed		Source Code Total: (756.04)	
04/14	Paid Warrants	0	(40.09)	D
04/17	Paid Warrants	0	(715.95)	D
6116422901 Superstition Fire & Medical Dist Special Revenue			Ending Balance: 73,422.32	

Warrant Detail

Payee Name	Warrant	Amount	Issue Dt	Status Dt	Voucher
6116422901 Superstition Fire & Medical Dist Special Revenue					Account Total: 756.04
Fund: 1105					Fund Total: 756.04
Status: PAID					Status Total: 756.04
FOREMOST MEDICAL EQUIP, INC.	1105000171	715.95	03/25/15	04/17/15	
AZ DEPT OF REVENUE-SALES TAX	1105000172	40.09	04/08/15	04/14/15	
	Count	Amount			
Total PAID:	2	756.04			

Superstition Fire & Medical District

AR Payment Register (Detail)

Bank ID: Equal To S

Check No. / Payment ID	Payee Name / Customer Name	Invoice No. / Account Number	Amount Paid
BANK: S - SPECIAL REVENUE FUND			
DEPOSIT: 1,748	DATE: 04/06/15		
267308 / 4086	LaHacienda/ inv 3055/4086 X (DONATION)	Check Invoice : 003055	\$900.95 \$900.95
		CHECK # 267308 / 4086 TOTAL:	\$900.95
267308 / 1881	Sunrise RV/inv 3054/1881 X (DONATION)	Check Invoice : 003054	\$1,000.00 \$1,000.00
		CHECK # 267308 / 1881 TOTAL:	\$1,000.00
		DEPOSIT 1,748 TOTAL:	\$1,900.95
DEPOSIT: 1,751			
DATE: 04/15/15			
267309 / 2165	RaindanceRV/3065/2165 X (DONATION)	Check Invoice : 003065	\$300.00 \$300.00
		CHECK # 267309 / 2165 TOTAL:	\$300.00
267309 / 2055	Sullivan-CanyonVista/3064/2055 X (DONATION)	Check Invoice : 003064	\$1,500.00 \$1,500.00
		CHECK # 267309 / 2055 TOTAL:	\$1,500.00
267309 / 1962	LostDutchman/3068/1962 X (DONATION)	Check Invoice : 003068	\$1,000.00 \$1,000.00
		CHECK # 267309 / 1962 TOTAL:	\$1,000.00
		DEPOSIT 1,751 TOTAL:	\$2,800.00
DEPOSIT: 1,756			
DATE: 04/29/15			
275002 / 91013	ArnoldAuto/inv 3081/91013 X (DONATION)	Check Invoice : 003081	\$200.00 \$200.00
		CHECK # 275002 / 91013 TOTAL:	\$200.00
		DEPOSIT 1,756 TOTAL:	\$200.00
		TOTAL FOR BANK ID: S	\$4,900.95
		GRAND TOTAL OF ALL CHECKS:	\$4,900.95
		GRAND TOTAL OF ALL CREDIT CARDS:	\$0.00
		GRAND TOTAL OF ALL CASH:	\$0.00
		GRAND TOTAL OF ALL EFT:	\$0.00
		GRAND TOTAL OF ALL PAYMENTS:	\$4,900.95
		GRAND TOTAL OF ALL ADJUSTMENTS:	\$0.00
		COMBINED TOTAL:	\$4,900.95

C

5/5/15
9:43:57 AM

Superstition Fire & Medical District

Balance Sheet

As of 4/30/2015

FUND: (400) Special Revenue Fund

Assets

Current Assets

Fund Cash - Special Revenue Fund

\$73,422.32

Total Current Assets

\$73,422.32

Total Assets

\$73,422.32

(F)

Liabilities and Equity

Equity

Fund Balance - Special Revenue Fund

\$51,950.51

Current Year Profit/Loss

21,471.81

Total Equity

73,422.32

Total Liabilities and Equity

\$73,422.32

Superstition Fire & Medical District Monthly Pinal County Treasurer's Bank Account Reconciliation

500 Debt Principal Fund

Reconciliation References:

- A Previous month's bank ending balance / current month's bank beginning balance
- B Interest Income
- C Current month's property tax receipts (real and personal)
- D Current month's bank ending balance
- E Cash Balance per G/L Balance Sheet

Superstition Fire & Medical District
Debt Retirement Principal Fund #1407 Cash Reconciliation
Fiscal Year 2014 - 2015
4/30/2015

	Deposits (Cash Receipts)	Cash Disbursements	Treasurer's Balance	Correct Book Balance
CYMA BOOK BALANCE BROUGHT FORWARD AT: 4/1/2015			(A)	\$ 316,189.72

BOOK BALANCE:

Journal Entries:

Interest Income (Expense):	(B) 74.57		74.57
----------------------------	-----------	--	-------

Cash Receipts

2007 Taxes	0.07		0.07
2008 Taxes	0.05		0.05
2009 Taxes	0.04		0.04
2010 Taxes	0.05		0.05
2011 Taxes	0.07		0.07
2012 Taxes		(32.52)	(32.52)
2013 Taxes		(32.35)	(32.35)
2014 Taxes	94,029.46		94,029.46
2007 Pers. Prop. Taxes	0.27		0.27
2008 Pers. Prop. Taxes	2.05		2.05
2009 Pers. Prop. Taxes	2.51		2.51
2010 Pers. Prop. Taxes	3.04		3.04
2011 Pers. Prop. Taxes	6.59		6.59
2012 Pers. Prop. Taxes	12.43		12.43
2013 Pers. Prop. Taxes	25.94		25.94
2014 Pers. Prop. Taxes	3,177.84		3,177.84
SRP Contributions			-

Cash Disbursements

A) Accounts Payable			-
Debt Payment: P & I			-
B) Refunded Interest			-
C) Transfer In			-
D) Transfer Out			-

<u>\$97,334.98</u>	<u>(64.87)</u>	<u>\$ 413,459.83</u>
--------------------	----------------	----------------------

TREASURER'S BALANCE

Ending Balance as of: 4/30/2015	Balance from YTD Column	(D) \$ 413,459.83
---------------------------------	-------------------------	-------------------

Less: LOC Advances

Plus: LOC Payments

Net Line of Credit	0.00
--------------------	------

LOC Interest Paid

Less: Outstanding Bond Account Checks

0.00

Items in transit: Deposits

Prepared by

Jennifer Burke 5/5/15
 Roger Wood 5/8/15

\$ 413,459.83

Balance per B/S \$ 413,459.83

(E)



Pinal County Treasurer

Monthly Statement

Date Range: 4/1/2015 to 4/30/2015

Account	Period	YTD	
6116421407	Superstition Fire & Medical Debt Ret Prncp 2006		
Begin Balance:	(A) 316,189.72	33,424.18	
Income:	97,270.11	380,041.57	
LOC Advance:	.00	.00	
Expense:	.00	(5.92)	LOC: .00
LOC Payments:	.00	.00	Warrants Outstanding: .00
Cash Balance:	(D) 413,459.83	413,459.83	End: 413,459.83

Monthly Statement Summary

Source Code	Description		MTDAmount	YTDAmount
6116421407	Superstition Fire & Medical Debt Ret	Beginning Balance:	316,189.72	33,424.18
11100.2007	2007 Real Estate Taxes		.07	.14
11100.2008	2008 Real Estate Taxes		.05	4.77
11100.2009	2009 Real Estate Taxes		.04	4.26
11100.2010	2010 Real Estate Taxes		.05	5.38
11100.2011	2011 Real Estate Taxes		.07	91.48
11100.2012	2012 Real Estate Taxes		(32.52)	(12.20)
11100.2013	2013 Real Estate Taxes		(32.35)	7,462.97
11100.2014	2014 Real Estate Taxes		94,029.46	337,187.41
12100.2007	2007 Personal Property Taxes	97,195.54	.27	10.39
12100.2008	2008 Personal Property Taxes		2.05	12.34
12100.2009	2009 Personal Property Taxes		2.51	19.27
12100.2010	2010 Personal Property Taxes		3.04	30.73
12100.2011	2011 Personal Property Taxes		6.59	50.38
12100.2012	2012 Personal Property Taxes		12.43	208.27
12100.2013	2013 Personal Property Taxes		25.94	763.12
12100.2014	2014 Personal Property Taxes		3,177.84	28,427.95
14100.0	Salt River Contribution		.00	5,086.69
21100.41	Wells Fargo Repo Investment Interest		1.43	80.97
21100.42	Wells Fargo High Int Investment Interest		.00	5.11
21100.43	Wells Fargo Trust Investment Interest		.19	1.14
21100.46	Wells Fargo Investment Investment Interest		38.07	216.40
21100.70	Vining Sparks Investment Interest	74.57	34.88	259.83
21100.80	Stifel Nicolaus & Company Investment Interest		.00	78.03
21100.95	Citigroup Global Market Investment Interest		.00	45.17
21100.99	SCV UHS Refunding Bond Investment Interest		.00	1.57
90400.0	Refund Interest		.00	(5.92)
		Ending Balance:	413,459.83	413,459.83

Monthly Statement Detail

Date	Notes	Doc #	Amount	C/D
6116421407	Superstition Fire & Medical Debt Ret Prncp 2006		Beginning Balance: 316,189.72	
11100.2007	2007 Real Estate Taxes		Source Code Total: .07	
04/03	Tax Distribution	0	.07	C
11100.2008	2008 Real Estate Taxes		Source Code Total: .05	
04/03	Tax Distribution	0	.05	C
11100.2009	2009 Real Estate Taxes		Source Code Total: .04	
04/03	Tax Distribution	0	.04	C



Pinal County Treasurer

Monthly Statement

Date Range: 4/1/2015 to 4/30/2015

11100.2010 2010 Real Estate Taxes			Source Code Total: .05	
04/03	Tax Distribution	0	.05	C
11100.2011 2011 Real Estate Taxes			Source Code Total: .07	
04/03	Tax Distribution	0	.07	C
11100.2012 2012 Real Estate Taxes			Source Code Total: (32.52)	
04/03	Tax Distribution	0	.09	C
04/07	Tax Distribution	0	.22	C
04/14	Tax Distribution	0	(32.83)	C
11100.2013 2013 Real Estate Taxes			Source Code Total: (32.35)	
04/03	Tax Distribution	0	.09	C
04/07	Tax Distribution	0	.09	C
04/13	Tax Distribution	0	.66	C
04/14	Tax Distribution	0	(34.71)	C
04/22	Tax Distribution	0	1.52	C
11100.2014 2014 Real Estate Taxes			Source Code Total: 94,029.46	
04/01	Tax Distribution	0	183.43	C
04/01	Tax Distribution	0	36.14	C
04/01	Tax Distribution	0	177.79	C
04/01	Tax Distribution	0	71.99	C
04/01	Tax Distribution	0	117.45	C
04/02	Tax Distribution	0	155.49	C
04/02	Tax Distribution	0	66.62	C
04/02	Tax Distribution	0	72.63	C
04/03	Tax Distribution	0	237.11	C
04/03	Tax Distribution	0	189.49	C
04/03	Tax Distribution	0	58.17	C
04/06	Tax Distribution	0	591.19	C
04/06	Tax Distribution	0	668.04	C
04/06	Tax Distribution	0	356.76	C
04/06	Tax Distribution	0	162.95	C
04/07	Tax Distribution	0	11.22	C
04/07	Tax Distribution	0	488.63	C
04/07	Tax Distribution	0	725.78	C
04/08	Tax Distribution	0	303.39	C
04/08	Tax Distribution	0	174.24	C
04/08	Tax Distribution	0	467.75	C
04/08	Tax Distribution	0	174.76	C
04/09	Tax Distribution	0	400.53	C
04/09	Tax Distribution	0	115.41	C
04/09	Tax Distribution	0	122.38	C
04/09	Tax Distribution	0	491.68	C
04/10	Tax Distribution	0	256.67	C
04/10	Tax Distribution	0	221.25	C
04/10	Tax Distribution	0	332.53	C
04/10	Tax Distribution	0	245.79	C
04/13	Tax Distribution	0	739.58	C
04/13	Tax Distribution	0	699.34	C
04/13	Tax Distribution	0	739.43	C
04/13	Tax Distribution	0	230.76	C
04/14	Tax Distribution	0	202.75	C
04/14	Tax Distribution	0	120.03	C
04/14	Tax Distribution	0	375.02	C
04/15	Tax Distribution	0	694.84	C



Pinal County Treasurer

Monthly Statement

Date Range: 4/1/2015 to 4/30/2015

04/15	Tax Distribution	0	842.76	C
04/15	Tax Distribution	0	174.30	C
04/15	Tax Distribution	0	312.36	C
04/16	Tax Distribution	0	438.40	C
04/16	Tax Distribution	0	462.38	C
04/16	Tax Distribution	0	373.81	C
04/17	Tax Distribution	0	785.83	C
04/17	Tax Distribution	0	326.19	C
04/17	Tax Distribution	0	548.58	C
04/17	Tax Distribution	0	267.34	C
04/20	Tax Distribution	0	347.83	C
04/20	Tax Distribution	0	1,043.28	C
04/20	Tax Distribution	0	281.66	C
04/21	Tax Distribution	0	(.50)	C
04/21	Tax Distribution	0	658.04	C
04/21	Tax Distribution	0	891.23	C
04/21	Tax Distribution	0	1,945.01	C
04/21	Tax Distribution	0	329.67	C
04/22	Tax Distribution	0	422.24	C
04/22	Tax Distribution	0	13,559.57	C
04/22	Tax Distribution	0	373.96	C
04/22	Tax Distribution	0	566.21	C
04/22	Tax Distribution	0	555.31	C
04/22	Tax Distribution	0	316.38	C
04/23	Tax Distribution	0	3.59	C
04/23	Tax Distribution	0	1,667.66	C
04/23	Tax Distribution	0	667.00	C
04/23	Tax Distribution	0	270.50	C
04/23	Tax Distribution	0	194.19	C
04/24	Tax Distribution	0	802.49	C
04/24	Tax Distribution	0	48.58	C
04/24	Tax Distribution	0	807.71	C
04/24	Tax Distribution	0	313.97	C
04/24	Tax Distribution	0	693.50	C
04/27	Tax Distribution	0	847.35	C
04/27	Tax Distribution	0	402.15	C
04/27	Tax Distribution	0	278.76	C
04/27	Tax Distribution	0	767.02	C
04/28	Tax Distribution	0	35,370.86	C
04/28	Tax Distribution	0	1,164.46	C
04/28	Tax Distribution	0	1,018.55	C
04/28	Tax Distribution	0	1,205.82	C
04/29	Tax Distribution	0	899.23	C
04/29	Tax Distribution	0	4,413.23	C
04/29	Tax Distribution	0	1,272.14	C
04/29	Tax Distribution	0	488.78	C
04/29	Tax Distribution	0	506.88	C
04/29	Tax Distribution	0	291.64	C
04/30	Tax Distribution	0	201.26	C
04/30	Tax Distribution	0	1,424.86	C
04/30	Tax Distribution	0	385.22	C
04/30	Tax Distribution	0	321.21	C
12100.2007 2007 Personal Property Taxes				Source Code Total: .27



Pinal County Treasurer

Monthly Statement

Date Range: 4/1/2015 to 4/30/2015

04/15	Tax Distribution	0	.27	C
12100.2008 2008 Personal Property Taxes			Source Code Total: 2.05	
04/15	Tax Distribution	0	2.05	C
12100.2009 2009 Personal Property Taxes			Source Code Total: 2.51	
04/06	Tax Distribution	0	.68	C
04/15	Tax Distribution	0	1.83	C
12100.2010 2010 Personal Property Taxes			Source Code Total: 3.04	
04/10	Tax Distribution	0	.13	C
04/15	Tax Distribution	0	2.18	C
04/22	Tax Distribution	0	.15	C
04/22	Tax Distribution	0	.58	C
12100.2011 2011 Personal Property Taxes			Source Code Total: 6.59	
04/03	Tax Distribution	0	1.03	C
04/07	Tax Distribution	0	.79	C
04/08	Tax Distribution	0	.42	C
04/15	Tax Distribution	0	2.77	C
04/22	Tax Distribution	0	.75	C
04/29	Tax Distribution	0	.83	C
12100.2012 2012 Personal Property Taxes			Source Code Total: 12.43	
04/01	Tax Distribution	0	4.62	C
04/03	Tax Distribution	0	.42	C
04/03	Tax Distribution	0	.08	C
04/07	Tax Distribution	0	1.76	C
04/10	Tax Distribution	0	.59	C
04/15	Tax Distribution	0	2.97	C
04/22	Tax Distribution	0	.82	C
04/24	Tax Distribution	0	1.17	C
12100.2013 2013 Personal Property Taxes			Source Code Total: 25.94	
04/02	Tax Distribution	0	2.03	C
04/03	Tax Distribution	0	.38	C
04/06	Tax Distribution	0	1.60	C
04/07	Tax Distribution	0	2.36	C
04/07	Tax Distribution	0	.16	C
04/08	Tax Distribution	0	.23	C
04/09	Tax Distribution	0	3.99	C
04/10	Tax Distribution	0	.33	C
04/10	Tax Distribution	0	2.98	C
04/13	Tax Distribution	0	.15	C
04/14	Tax Distribution	0	.12	C
04/14	Tax Distribution	0	.39	C
04/15	Tax Distribution	0	2.92	C
04/20	Tax Distribution	0	.78	C
04/20	Tax Distribution	0	.09	C
04/22	Tax Distribution	0	1.10	C
04/22	Tax Distribution	0	1.54	C
04/22	Tax Distribution	0	.26	C
04/24	Tax Distribution	0	1.10	C
04/29	Tax Distribution	0	3.43	C
12100.2014 2014 Personal Property Taxes			Source Code Total: 3,177.84	
04/01	Tax Distribution	0	10.42	C
04/01	Tax Distribution	0	8.36	C
04/01	Tax Distribution	0	3.27	C
04/01	Tax Distribution	0	1.59	C




Pinal County Treasurer

Monthly Statement

Date Range: 4/1/2015 to 4/30/2015

04/01	Tax Distribution	0	15.50	C
04/02	Tax Distribution	0	10.63	C
04/02	Tax Distribution	0	3.11	C
04/03	Tax Distribution	0	20.11	C
04/03	Tax Distribution	0	18.21	C
04/03	Tax Distribution	0	11.31	C
04/06	Tax Distribution	0	45.61	C
04/06	Tax Distribution	0	46.56	C
04/06	Tax Distribution	0	28.65	C
04/06	Tax Distribution	0	18.66	C
04/07	Tax Distribution	0	2.43	C
04/07	Tax Distribution	0	43.56	C
04/07	Tax Distribution	0	109.45	C
04/08	Tax Distribution	0	48.56	C
04/08	Tax Distribution	0	32.20	C
04/08	Tax Distribution	0	14.41	C
04/08	Tax Distribution	0	24.11	C
04/09	Tax Distribution	0	45.43	C
04/09	Tax Distribution	0	6.11	C
04/09	Tax Distribution	0	9.02	C
04/09	Tax Distribution	0	18.23	C
04/10	Tax Distribution	0	47.34	C
04/10	Tax Distribution	0	28.58	C
04/10	Tax Distribution	0	17.27	C
04/10	Tax Distribution	0	16.02	C
04/13	Tax Distribution	0	(.65)	C
04/13	Tax Distribution	0	96.21	C
04/13	Tax Distribution	0	1.46	C
04/13	Tax Distribution	0	76.52	C
04/13	Tax Distribution	0	10.71	C
04/14	Tax Distribution	0	17.50	C
04/14	Tax Distribution	0	8.82	C
04/14	Tax Distribution	0	12.67	C
04/15	Tax Distribution	0	36.62	C
04/15	Tax Distribution	0	15.44	C
04/15	Tax Distribution	0	11.34	C
04/15	Tax Distribution	0	22.78	C
04/16	Tax Distribution	0	26.30	C
04/16	Tax Distribution	0	27.10	C
04/16	Tax Distribution	0	28.88	C
04/17	Tax Distribution	0	44.95	C
04/17	Tax Distribution	0	31.01	C
04/17	Tax Distribution	0	42.22	C
04/17	Tax Distribution	0	14.70	C
04/20	Tax Distribution	0	45.39	C
04/20	Tax Distribution	0	47.33	C
04/20	Tax Distribution	0	24.04	C
04/21	Tax Distribution	0	.48	C
04/21	Tax Distribution	0	14.66	C
04/21	Tax Distribution	0	168.99	C
04/21	Tax Distribution	0	112.12	C
04/21	Tax Distribution	0	35.89	C
04/22	Tax Distribution	0	39.39	C



Pinal County Treasurer

Monthly Statement

Date Range: 4/1/2015 to 4/30/2015

04/22	Tax Distribution	0	3.54	C
04/22	Tax Distribution	0	22.66	C
04/22	Tax Distribution	0	50.57	C
04/22	Tax Distribution	0	34.94	C
04/22	Tax Distribution	0	13.39	C
04/23	Tax Distribution	0	4.91	C
04/23	Tax Distribution	0	117.21	C
04/23	Tax Distribution	0	14.15	C
04/23	Tax Distribution	0	12.91	C
04/23	Tax Distribution	0	18.53	C
04/24	Tax Distribution	0	98.97	C
04/24	Tax Distribution	0	85.96	C
04/24	Tax Distribution	0	16.77	C
04/24	Tax Distribution	0	11.19	C
04/27	Tax Distribution	0	66.34	C
04/27	Tax Distribution	0	28.41	C
04/27	Tax Distribution	0	15.57	C
04/27	Tax Distribution	0	35.37	C
04/28	Tax Distribution	0	117.68	C
04/28	Tax Distribution	0	91.77	C
04/28	Tax Distribution	0	65.37	C
04/28	Tax Distribution	0	50.75	C
04/29	Tax Distribution	0	44.86	C
04/29	Tax Distribution	0	164.60	C
04/29	Tax Distribution	0	87.13	C
04/29	Tax Distribution	0	26.75	C
04/29	Tax Distribution	0	16.40	C
04/29	Tax Distribution	0	20.75	C
04/30	Tax Distribution	0	53.12	C
04/30	Tax Distribution	0	40.90	C
04/30	Tax Distribution	0	28.79	C
21100.41 Wells Fargo Repo Investment Interest			Source Code Total: 1.43	
04/01	Investment Interest	0	1.43	C
21100.43 Wells Fargo Trust Investment Interest			Source Code Total: .19	
04/02	Investment Interest	0	.19	C
21100.46 Wells Fargo Investment Investment Interest			Source Code Total: 38.07	
04/03	Investment Interest	0	.24	C
04/16	Investment Interest	0	8.20	C
04/23	Investment Interest	0	13.33	C
04/27	Investment Interest	0	.18	C
04/27	Investment Interest	0	.18	C
04/27	Investment Interest	0	.18	C
04/30	Investment Interest	0	15.76	C
21100.70 Vining Sparks Investment Interest			Source Code Total: 34.88	
04/23	Investment Interest	0	6.76	C
04/27	Investment Interest	0	2.19	C
04/28	Investment Interest	0	9.40	C
04/30	Investment Interest	0	16.53	C
6116421407 Superstition Fire & Medical Debt Ret Prncp 2006			Ending Balance: 413,459.83	

5/5/15
9:40:41 AM

Superstition Fire & Medical District

Balance Sheet

As of 4/30/2015

FUND: (500) Debt Retirement Principal Fund

Assets

Current Assets

Fund Cash - Debt Retirement Principal

\$413,459.83

Total Current Assets

\$413,459.83

Total Assets

\$413,459.83

(E)

Liabilities and Equity

Equity

Fund Balance - Debt Retirement Principal

\$33,424.18

Current Year Profit/Loss

380,035.65

Total Equity

413,459.83

Total Liabilities and Equity

\$413,459.83

Superstition Fire & Medical District Monthly Pinal County Treasurer's Bank Account Reconciliation

600 Debt Interest Fund

Reconciliation References:

- A Previous month's bank ending balance / current month's bank beginning balance
- B Interest Income
- C Current month's property tax receipts (real and personal)
- D Current month's bank ending balance
- E Cash Balance per G/L Balance Sheet





Pinal County Treasurer

Monthly Statement

Date Range: 4/1/2015 to 4/30/2015

Account	Period	YTD		
6116421408	Superstition Fire & Medical Dist Debt Ret Int 2006			
Begin Balance:	(A) 99,172.31	31,205.70		
Income:	83,242.89	325,877.46		
LOC Advance:	.00	.00		
Expense:	.00	(174,667.96)	LOC:	.00
LOC Payments:	.00	.00	Warrants Outstanding:	.00
Cash Balance:	(D) 182,415.20	182,415.20	End:	182,415.20

Monthly Statement Summary

Source Code	Description		MTDAmount	YTDAmount
6116421408 Superstition Fire & Medical Dist Debt		Beginning Balance:	99,172.31	31,205.70
11100.2007	2007 Real Estate Taxes		.07	.14
11100.2008	2008 Real Estate Taxes		.07	6.67
11100.2009	2009 Real Estate Taxes		.05	5.52
11100.2010	2010 Real Estate Taxes		.06	6.46
11100.2011	2011 Real Estate Taxes		.08	109.77
11100.2012	2012 Real Estate Taxes		(30.64)	(11.47)
11100.2013	2013 Real Estate Taxes		(30.17)	6,955.01
11100.2014	2014 Real Estate Taxes		80,505.06	288,694.04
12100.2007	2007 Personal Property Taxes		.27	10.36
12100.2008	2008 Personal Property Taxes		2.86	17.29
12100.2009	2009 Personal Property Taxes		3.27	24.97
12100.2010	2010 Personal Property Taxes		3.66	36.84
12100.2011	2011 Personal Property Taxes		7.92	60.45
12100.2012	2012 Personal Property Taxes		11.70	196.28
12100.2013	2013 Personal Property Taxes	24.16	711.22	
12100.2014	2014 Personal Property Taxes	2,720.61	24,338.55	
14100.0	Salt River Contribution	.00	4,355.04	
21100.41	Wells Fargo Repo Investment Interest		.44	45.49
21100.42	Wells Fargo High Int Investment Interest		.00	3.62
21100.43	Wells Fargo Trust Investment Interest		.06	.62
21100.46	Wells Fargo Investment Investment Interest		12.02	107.82
21100.70	Vining Sparks Investment Interest		11.34	134.30
21100.80	Stifel Nicolaus & Company Investment Interest		.00	41.64
21100.95	Citigroup Global Market Investment Interest		.00	25.46
21100.99	SCV UHS Refunding Bond Investment Interest	.00	1.37	
90400.0	Refund Interest	.00	(5.50)	
90810.0	Coupons Paid	.00	(174,662.46)	
		Ending Balance:	182,415.20	182,415.20

Monthly Statement Detail

Date	Notes	Doc #	Amount	C/D
6116421408 Superstition Fire & Medical Dist Debt Ret Int 2006			Beginning Balance: 99,172.31	
11100.2007	2007 Real Estate Taxes		Source Code Total: .07	
04/03	Tax Distribution	0	.07	C
11100.2008	2008 Real Estate Taxes		Source Code Total: .07	
04/03	Tax Distribution	0	.07	C



Pinal County Treasurer

Monthly Statement

Date Range: 4/1/2015 to 4/30/2015

11100.2009 2009 Real Estate Taxes			Source Code Total: .05
04/03 Tax Distribution	0	.05	C
11100.2010 2010 Real Estate Taxes			Source Code Total: .06
04/03 Tax Distribution	0	.06	C
11100.2011 2011 Real Estate Taxes			Source Code Total: .08
04/03 Tax Distribution	0	.08	C
11100.2012 2012 Real Estate Taxes			Source Code Total: (30.64)
04/03 Tax Distribution	0	.09	C
04/07 Tax Distribution	0	.21	C
04/14 Tax Distribution	0	(30.94)	C
11100.2013 2013 Real Estate Taxes			Source Code Total: (30.17)
04/03 Tax Distribution	0	.08	C
04/07 Tax Distribution	0	.08	C
04/13 Tax Distribution	0	.61	C
04/14 Tax Distribution	0	(32.35)	C
04/22 Tax Distribution	0	1.41	C
11100.2014 2014 Real Estate Taxes			Source Code Total: 80,505.06
04/01 Tax Distribution	0	157.07	C
04/01 Tax Distribution	0	30.94	C
04/01 Tax Distribution	0	152.20	C
04/01 Tax Distribution	0	61.63	C
04/01 Tax Distribution	0	100.54	C
04/02 Tax Distribution	0	133.13	C
04/02 Tax Distribution	0	57.05	C
04/02 Tax Distribution	0	62.19	C
04/03 Tax Distribution	0	203.03	C
04/03 Tax Distribution	0	162.21	C
04/03 Tax Distribution	0	49.80	C
04/06 Tax Distribution	0	506.20	C
04/06 Tax Distribution	0	571.98	C
04/06 Tax Distribution	0	305.45	C
04/06 Tax Distribution	0	139.52	C
04/07 Tax Distribution	0	9.60	C
04/07 Tax Distribution	0	418.39	C
04/07 Tax Distribution	0	621.40	C
04/08 Tax Distribution	0	259.75	C
04/08 Tax Distribution	0	149.19	C
04/08 Tax Distribution	0	400.56	C
04/08 Tax Distribution	0	149.64	C
04/09 Tax Distribution	0	342.92	C
04/09 Tax Distribution	0	98.79	C
04/09 Tax Distribution	0	104.77	C
04/09 Tax Distribution	0	420.94	C
04/10 Tax Distribution	0	219.78	C
04/10 Tax Distribution	0	189.43	C
04/10 Tax Distribution	0	284.70	C
04/10 Tax Distribution	0	210.51	C
04/13 Tax Distribution	0	633.18	C
04/13 Tax Distribution	0	598.76	C
04/13 Tax Distribution	0	633.09	C
04/13 Tax Distribution	0	197.59	C
04/14 Tax Distribution	0	173.59	C
04/14 Tax Distribution	0	102.78	C



Pinal County Treasurer

Monthly Statement

Date Range: 4/1/2015 to 4/30/2015

04/14	Tax Distribution	0	321.07	C
04/15	Tax Distribution	0	594.94	C
04/15	Tax Distribution	0	721.58	C
04/15	Tax Distribution	0	149.22	C
04/15	Tax Distribution	0	267.43	C
04/16	Tax Distribution	0	375.32	C
04/16	Tax Distribution	0	395.93	C
04/16	Tax Distribution	0	320.01	C
04/17	Tax Distribution	0	672.79	C
04/17	Tax Distribution	0	279.29	C
04/17	Tax Distribution	0	469.73	C
04/17	Tax Distribution	0	228.87	C
04/20	Tax Distribution	0	297.81	C
04/20	Tax Distribution	0	893.20	C
04/20	Tax Distribution	0	241.19	C
04/21	Tax Distribution	0	(.43)	C
04/21	Tax Distribution	0	563.42	C
04/21	Tax Distribution	0	763.05	C
04/21	Tax Distribution	0	1,665.31	C
04/21	Tax Distribution	0	282.26	C
04/22	Tax Distribution	0	361.48	C
04/22	Tax Distribution	0	11,608.85	C
04/22	Tax Distribution	0	320.21	C
04/22	Tax Distribution	0	484.81	C
04/22	Tax Distribution	0	475.43	C
04/22	Tax Distribution	0	270.85	C
04/23	Tax Distribution	0	3.09	C
04/23	Tax Distribution	0	1,427.79	C
04/23	Tax Distribution	0	571.04	C
04/23	Tax Distribution	0	231.65	C
04/23	Tax Distribution	0	166.27	C
04/24	Tax Distribution	0	687.07	C
04/24	Tax Distribution	0	41.57	C
04/24	Tax Distribution	0	691.53	C
04/24	Tax Distribution	0	268.84	C
04/24	Tax Distribution	0	593.78	C
04/27	Tax Distribution	0	725.42	C
04/27	Tax Distribution	0	344.32	C
04/27	Tax Distribution	0	238.66	C
04/27	Tax Distribution	0	656.74	C
04/28	Tax Distribution	0	30,283.25	C
04/28	Tax Distribution	0	997.09	C
04/28	Tax Distribution	0	872.02	C
04/28	Tax Distribution	0	1,032.42	C
04/29	Tax Distribution	0	769.85	C
04/29	Tax Distribution	0	3,778.47	C
04/29	Tax Distribution	0	1,089.25	C
04/29	Tax Distribution	0	418.48	C
04/29	Tax Distribution	0	433.95	C
04/29	Tax Distribution	0	249.68	C
04/30	Tax Distribution	0	172.28	C
04/30	Tax Distribution	0	1,219.69	C
04/30	Tax Distribution	0	329.88	C



Pinal County Treasurer

Monthly Statement

Date Range: 4/1/2015 to 4/30/2015

04/30	Tax Distribution	0	275.06	C
12100.2007 2007 Personal Property Taxes			Source Code Total: .27	
04/15	Tax Distribution	0	.27	C
12100.2008 2008 Personal Property Taxes			Source Code Total: 2.86	
04/15	Tax Distribution	0	2.86	C
12100.2009 2009 Personal Property Taxes			Source Code Total: 3.27	
04/06	Tax Distribution	0	.89	C
04/15	Tax Distribution	0	2.38	C
12100.2010 2010 Personal Property Taxes			Source Code Total: 3.66	
04/10	Tax Distribution	0	.16	C
04/15	Tax Distribution	0	2.62	C
04/22	Tax Distribution	0	.18	C
04/22	Tax Distribution	0	.70	C
12100.2011 2011 Personal Property Taxes			Source Code Total: 7.92	
04/03	Tax Distribution	0	1.24	C
04/07	Tax Distribution	0	.95	C
04/08	Tax Distribution	0	.51	C
04/15	Tax Distribution	0	3.33	C
04/22	Tax Distribution	0	.90	C
04/29	Tax Distribution	0	.99	C
12100.2012 2012 Personal Property Taxes			Source Code Total: 11.70	
04/01	Tax Distribution	0	4.36	C
04/03	Tax Distribution	0	.39	C
04/03	Tax Distribution	0	.07	C
04/07	Tax Distribution	0	1.66	C
04/10	Tax Distribution	0	.55	C
04/15	Tax Distribution	0	2.80	C
04/22	Tax Distribution	0	.77	C
04/24	Tax Distribution	0	1.10	C
12100.2013 2013 Personal Property Taxes			Source Code Total: 24.16	
04/02	Tax Distribution	0	1.89	C
04/03	Tax Distribution	0	.36	C
04/06	Tax Distribution	0	1.48	C
04/07	Tax Distribution	0	2.20	C
04/07	Tax Distribution	0	.15	C
04/08	Tax Distribution	0	.22	C
04/09	Tax Distribution	0	3.71	C
04/10	Tax Distribution	0	.31	C
04/10	Tax Distribution	0	2.78	C
04/13	Tax Distribution	0	.14	C
04/14	Tax Distribution	0	.11	C
04/14	Tax Distribution	0	.36	C
04/15	Tax Distribution	0	2.72	C
04/20	Tax Distribution	0	.73	C
04/20	Tax Distribution	0	.09	C
04/22	Tax Distribution	0	1.02	C
04/22	Tax Distribution	0	1.43	C
04/22	Tax Distribution	0	.24	C
04/24	Tax Distribution	0	1.03	C
04/29	Tax Distribution	0	3.19	C
12100.2014 2014 Personal Property Taxes			Source Code Total: 2,720.61	
04/01	Tax Distribution	0	8.94	C
04/01	Tax Distribution	0	7.15	C



Pinal County Treasurer

Monthly Statement

Date Range: 4/1/2015 to 4/30/2015

04/01	Tax Distribution	0	2.80	C
04/01	Tax Distribution	0	1.36	C
04/01	Tax Distribution	0	13.26	C
04/02	Tax Distribution	0	9.10	C
04/02	Tax Distribution	0	2.66	C
04/03	Tax Distribution	0	17.22	C
04/03	Tax Distribution	0	15.59	C
04/03	Tax Distribution	0	9.70	C
04/06	Tax Distribution	0	39.05	C
04/06	Tax Distribution	0	39.85	C
04/06	Tax Distribution	0	24.52	C
04/06	Tax Distribution	0	15.99	C
04/07	Tax Distribution	0	2.08	C
04/07	Tax Distribution	0	37.24	C
04/07	Tax Distribution	0	93.71	C
04/08	Tax Distribution	0	41.58	C
04/08	Tax Distribution	0	27.58	C
04/08	Tax Distribution	0	12.35	C
04/08	Tax Distribution	0	20.63	C
04/09	Tax Distribution	0	38.91	C
04/09	Tax Distribution	0	5.23	C
04/09	Tax Distribution	0	7.73	C
04/09	Tax Distribution	0	15.59	C
04/10	Tax Distribution	0	40.55	C
04/10	Tax Distribution	0	24.49	C
04/10	Tax Distribution	0	14.76	C
04/10	Tax Distribution	0	13.69	C
04/13	Tax Distribution	0	(.55)	C
04/13	Tax Distribution	0	82.35	C
04/13	Tax Distribution	0	1.25	C
04/13	Tax Distribution	0	65.52	C
04/13	Tax Distribution	0	9.17	C
04/14	Tax Distribution	0	14.98	C
04/14	Tax Distribution	0	7.55	C
04/14	Tax Distribution	0	10.85	C
04/15	Tax Distribution	0	31.34	C
04/15	Tax Distribution	0	13.22	C
04/15	Tax Distribution	0	9.72	C
04/15	Tax Distribution	0	19.50	C
04/16	Tax Distribution	0	22.51	C
04/16	Tax Distribution	0	23.20	C
04/16	Tax Distribution	0	24.74	C
04/17	Tax Distribution	0	38.49	C
04/17	Tax Distribution	0	26.52	C
04/17	Tax Distribution	0	36.16	C
04/17	Tax Distribution	0	12.59	C
04/20	Tax Distribution	0	38.84	C
04/20	Tax Distribution	0	40.52	C
04/20	Tax Distribution	0	20.56	C
04/21	Tax Distribution	0	.41	C
04/21	Tax Distribution	0	12.54	C
04/21	Tax Distribution	0	144.69	C
04/21	Tax Distribution	0	96.00	C



Pinal County Treasurer

Monthly Statement

Date Range: 4/1/2015 to 4/30/2015

04/21	Tax Distribution	0	30.71	C
04/22	Tax Distribution	0	33.73	C
04/22	Tax Distribution	0	3.03	C
04/22	Tax Distribution	0	19.41	C
04/22	Tax Distribution	0	43.30	C
04/22	Tax Distribution	0	29.92	C
04/22	Tax Distribution	0	11.45	C
04/23	Tax Distribution	0	4.21	C
04/23	Tax Distribution	0	100.34	C
04/23	Tax Distribution	0	12.12	C
04/23	Tax Distribution	0	11.06	C
04/23	Tax Distribution	0	15.85	C
04/24	Tax Distribution	0	84.77	C
04/24	Tax Distribution	0	73.61	C
04/24	Tax Distribution	0	14.35	C
04/24	Tax Distribution	0	9.59	C
04/27	Tax Distribution	0	56.80	C
04/27	Tax Distribution	0	24.33	C
04/27	Tax Distribution	0	13.33	C
04/27	Tax Distribution	0	30.31	C
04/28	Tax Distribution	0	100.76	C
04/28	Tax Distribution	0	78.56	C
04/28	Tax Distribution	0	55.95	C
04/28	Tax Distribution	0	43.46	C
04/29	Tax Distribution	0	38.40	C
04/29	Tax Distribution	0	140.89	C
04/29	Tax Distribution	0	74.60	C
04/29	Tax Distribution	0	22.89	C
04/29	Tax Distribution	0	14.05	C
04/29	Tax Distribution	0	17.75	C
04/30	Tax Distribution	0	45.47	C
04/30	Tax Distribution	0	35.00	C
04/30	Tax Distribution	0	24.63	C
21100.41 Wells Fargo Repo Investment Interest			Source Code Total: .44	
04/01	Investment Interest	0	.44	C
21100.43 Wells Fargo Trust Investment Interest			Source Code Total: .06	
04/02	Investment Interest	0	.06	C
21100.46 Wells Fargo Investment Investment Interest			Source Code Total: 12.02	
04/03	Investment Interest	0	.07	C
04/16	Investment Interest	0	2.64	C
04/23	Investment Interest	0	4.11	C
04/27	Investment Interest	0	.06	C
04/27	Investment Interest	0	.06	C
04/27	Investment Interest	0	.06	C
04/30	Investment Interest	0	5.02	C
21100.70 Vining Sparks Investment Interest			Source Code Total: 11.34	
04/23	Investment Interest	0	2.08	C
04/27	Investment Interest	0	1.04	C
04/28	Investment Interest	0	2.95	C
04/30	Investment Interest	0	5.27	C

6116421408 Superstition Fire & Medical Dist Debt Ret Int 2006 **Ending Balance: 182,415.20**

5/5/15
9:38:36 AM

Superstition Fire & Medical District

Balance Sheet

As of 4/30/2015

FUND: (600) Debt Retirement Interest Fund

Assets

Current Assets

Fund Cash - Debt Retirement Interest

\$182,415.20

Total Current Assets

\$182,415.20

Total Assets

\$182,415.20

(E)

Liabilities and Equity

Equity

Fund Balance - Debt Retirement Interest

\$31,205.70

Current Year Profit/Loss

151,209.50

Total Equity

182,415.20

Total Liabilities and Equity

\$182,415.20